

Administration
Report of Irrigation Works
in the
Bombay Presidency for the year,
1922-1923
Government

1924

Administration Report
for the year 1922-23

Part II

Bombay Presidency
Public Works Department

CONTENTS.

Narrative Portion.

	Pages.
I. General—	
A. Details of Direct Expenditure	i
B. Figures for Works for which Capital Accounts are kept ...	ii
C. Figures for Works for which no Capital Accounts are kept ...	ii—iii
D. Review of Irrigation	iii—iv
II. Sind—	
1.—Nature of inundation and rainfall	iv
2.—Indus Right Bank Division—	
(i) Works for which Capital Accounts are kept	iv—vi
(ii) Works for which Capital Accounts are not kept ...	vi—vii
3.—Indus Left Bank Division—	
(i) Works for which Capital Accounts are kept	vii—x
(ii) Works for which Capital Accounts are not kept ...	x
4.—Protective Embankments	x—xii
5.—Indus River Commission	xii—xiv
6.—Miscellaneous	xiv
III. Deccan and Gujarāt—	
1.—Northern Division—	
General remarks	xiv
(i) Works for which Capital Accounts are kept	xiv—xvi
(ii) Works for which Capital Accounts are not kept ...	xvi
2.—Central Division—	
(i) Works for which Capital Accounts are kept	xvii
(ii) Works for which Capital Accounts are not kept ...	xvii
3.—Deccan Irrigation Division—	
General remarks	xvii—xviii
(i) Works for which Capital Accounts are kept—	
Works in operation	xviii—xix
Works under construction	xix—xxi
(ii) Works for which Capital Accounts are not kept ...	xxi
4.—Southern Division—	
(i) Works for which Capital Accounts are kept	xxi
(ii) Works for which Capital Accounts are not kept ...	xxi
5.—Scientific Works—	
(a) Engineering questions that have arisen	} xxii
(b) Special Irrigation District	
(c) River gauging	

Administrative Accounts.

Administrative Accounts, Public Works Department (Irrigation), for the Bombay Presidency and Sind	1—236
--	-------

Statistical Statements for Irrigation Works, Deccan and Gujarat.

Statement I-A—Statement showing size, command, length and cost of canals	238—239
Statement II-A—Statement showing details of catchment area, storage, command and cost of reservoir projects	240—241

CONTENTS

	Pages.
Statement I-B—Capital Account of Irrigation Works for, and to end of, 1922-23	242—245
Statement I-C, showing financial results of irrigation works for the year ending 31st March 1923. Realizations under main heads of revenue and working expenses	246—247
Statement II-C, showing general financial results of irrigation works for, and to end of, 1922-23	248—249
Statement III-C, Demands and realizations during the year 1922-23	250
Statement IV-C, showing the financial results of irrigation works for 1922-23 based on assessments	251
Statement I-E, showing areas irrigated and average discharges and duty of water in regard to irrigation works during 1922-23	252—255
Statement II-E, showing incidence of working expenses and assessed revenue on irrigation works during 1922-23	256—257
Statement III-E, showing quantity and value of crops irrigated during 1922-23	258—267
Statement IV-E—Comparative statement of irrigation and rainfall for the years 1921-22 and 1922-23	268—271
Statement F, showing remissions on irrigation works for the year 1922-23	272
Statement I-F, showing water-rates per acre in force during 1922-23	273—274
Statement G, showing areas and water-rate assessments during 1922-23 according to the system of classification adopted in fixing the scale of water-rates	276—277
Statement H, showing operations of the year 1922-23	278—279

Statistical Statements for Sind.


Statement I-A—Statement showing size, command, length and cost of canals	282—285
Statement I-B—Capital Account for Irrigation Works for, and to end of, 1922-23	286—287
Statement I-C, showing the financial results of irrigation works for the year ending 31st March 1923. Realizations under main heads of revenue and working expenses	288—289
Statement II-C, showing general financial results of irrigation works for, and to end of, 1922-23	290—291
Statement III-C, showing general financial results of irrigation works for, and to end of, 1922-23	292
Statement IV-C, showing the financial results of irrigation works for 1922-23 based on assessments	294—295
General Abstract of financial results of irrigation works for, and up to end of, 1922-23	296—307
Statement I-E, showing areas irrigated and discharges and duty of water in regard to irrigation works during 1922-23	308—309
Statement II-E, showing incidence of working expenses and assessed revenue on canals during 1922-23	310
Statement III-E, showing quantity and value of crops irrigated during 1922-23	312—321
Statement IV-E, Comparative statement of irrigation and rainfall for the years 1921-22 and 1922-23	322—325

Maps.

Map of the Northern Division.	} At end of Volume.
Do. Central and Deccan Irrigation Divisions.	
Do. Southern Division.	
Index map of the Indus Right and Left Bank Divisions.	

LIST OF ILLUSTRATIONS.

Bhandardara dam—Down stream view of the dam	...	<i>Frontispiece.</i>
Map of Sind showing all areas irrigated by existing inundation canals.		
Do. all areas to be irrigated by Lloyd Barrage and new Sind canals.		
Site of 1920 barrage 3 miles below Rohri gorge	...	
Do. 1910 barrage above Rohri gorge	...	
Bhandardara dam—Water face of the dam showing sluice pillars		
Do. View across the dam from right bank	...	Do. XIX
Lloyd dam—The old dam, lake and the new dam	...	
Do. Three other views	...	Do. XX.
Nira Right Bank Canal—Down stream view of aqueduct No. 3 ..		



BHANDARDARA DAM.

Down Stream View of the Dam. Average Height, 257 feet

ADMINISTRATION REPORT

OF

IRRIGATION WORKS IN THE BOMBAY PRESIDENCY FOR 1922-23.

I.—GENERAL.

A.—DETAILS OF DIRECT EXPENDITURE.

In the year 1922-23 the direct expenditure (excluding collection charges) on all the Irrigation Works throughout the Presidency amounted to Rs. 139 lakhs compared with Rs. 138 lakhs in the previous year, and Rs. 116½ lakhs, the average. The total is classified and divided between the Presidency proper and Sind as follows:—

	Deccan and Gujarāt.	Sind.	Total.
	Rs.	Rs.	Rs.
Works	42,17,949	18,30,498	60,38,447
Repairs	5,87,161	85,71,351	41,58,412
Establishment	14,94,671	18,07,410	83,02,081
Tools and Plant	1,26,501	1,24,898	2,51,394
Other charges	87,153	11,815	48,968
Gratuitous Relief
Suspense Account	1,61,460	—42,685	1,18,775
Receipts and recoveries on Capital Account	—13,798	—204	—14,002
Receipts and recoveries on Revenue Account	—2,852	—4,701	—7,553
Total	66,08,245	72,88,277	1,38,96,522

2. The distribution of the above expenditure under several Irrigation heads is given below:—

Heads.	Amount.	Remarks.
Rs.	Rs.	
<i>Capital Account—</i>		
Productive Works	18,82,108	
Unproductive Works	50,67,683	
	69,49,791	Provincial
<i>Revenue Account—</i>		
Productive Works	27,17,664	
Unproductive Works	11,82,507	
	39,00,171	Do.
<i>Works for which no Capital Accounts are kept—</i>		
1. Works for which only Revenue Accounts are kept	8,33,698	Do.
2. Works for which neither Capital nor Revenue Accounts are kept	21,86,791	Do.
Irrigation Works—Contribution Works	14,408	Deposit Contribution.
3. Miscellaneous Expenditure	62,555	
	30,47,447	Provincial.
Famine Relief outlay on Irrigation Works	—887	Do.
Grand Total	1,38,96,522	

Note.—In this report whenever "the average" is referred to, it is the average of the last three years, unless otherwise defined.

B.—FIGURES FOR WORKS FOR WHICH CAPITAL ACCOUNTS ARE KEPT.

3. The receipts on Capital Irrigation Works compared with the year's working expenses show a profit of Rs. 36,45,602 and Rs. 15,82,606 in Sind and the Deccan and Gujarát, respectively. If, however, interest charges on works in operation are taken into account the result shows a profit of Rs. 23,86,662 for Sind and a loss of Rs. 2,58,620 for the Deccan and Gujarát :—

Class of works.	Direct Receipts.	Indirect Receipts.	Total Direct and Indirect Receipts.	Direct expenditure.		
				Capital.	Working expenses (including the share of collection charges).	Total.
WORKS FOR WHICH CAPITAL ACCOUNTS ARE KEPT.	Rs.	Rs.	Rs.	Rs.	Rs.	Rs.
Productive ... { Deccan and Gujarát.	3,355	9,938	13,293	...	4,331	4,331
... { Sind	3,15,138	61,75,636	64,90,774	18,82,108	30,56,565	49,38,673
Unproductive ... { Deccan and Gujarát.	25,05,840	26,152	25,31,992	50,36,685	9,58,348	59,95,033
... { Sind	10,079	5,78,373	5,88,452	30,998	3,77,059	4,08,057
Total, Deccan and Gujarát ...	25,09,195	36,090	25,45,285	50,36,685	9,62,679	59,99,364
Total, Sind ...	3,25,217	67,54,009	70,79,226	19,13,106	34,33,624	53,46,730
Grand Total, Deccan and Gujarát and Sind, 1922-23	28,34,412	67,90,099	96,24,511	69,49,791	43,96,303	1,13,46,094
Grand Total, average (last three years) ...	25,17,606	43,94,604	69,12,210	42,77,239	36,65,681	79,42,920

4. The area under works for which Capital accounts are kept showed on the whole an increase of 581,276 acres when compared with the average. A large portion of this increase is due to certain canals in Sind which were formerly classed as Works for which only Revenue Accounts are kept being now classed as Capital works in compliance with paragraph 18 of the Government of India letter No. 3-P.W., dated 24th September 1921. The areas and estimated values of crops grown are contrasted in the following statement :—

Class of works.	Area.			Value.		
	1922-23.	Average (3 years ending 1921-22).	Difference.	1922-23.	Average (3 years ending 1921-22).	Difference.
	Acres.	Acres.	Acres.	Rs.	Rs.	Rs.
Productive— Deccan and Gujarát ...	2,888	2,605	283	93,759	90,879	2,880
Sind ...	2,674,636	2,145,814	528,822	9,03,89,433	7,02,96,948	2,00,92,485
Total ...	2,677,524	2,148,419	529,105	9,04,83,192	7,03,87,827	2,00,95,365
Unproductive— Deccan and Gujarát ...	284,031	257,639	26,392	3,83,27,347	3,86,85,067	—3,57,720
Sind ...	325,543	299,764	25,779	1,01,90,625	88,90,541	13,00,084
Total ...	609,574	557,403	52,171	4,85,17,972	4,75,75,608	9,42,364
Grand Total ...	3,287,098	2,705,822	581,276	13,90,01,164	11,79,68,435	2,10,37,729

C.—FIGURES FOR WORKS FOR WHICH NO CAPITAL ACCOUNTS ARE KEPT.

5. These may be works for which only Revenue Accounts are kept, or works for which neither Capital nor Revenue Accounts are kept, or miscellaneous works. The receipts on these works are principally in the form of a share of the Land Revenue

and are termed "Indirect" and as such are book credits, so that figures of revenue appearing in the Finance Accounts, as distinguished from the Statistical Statements accompanying the Irrigation Administration Report, are very small, being for direct revenue only, viz., proceeds from sale of water, etc. The area of irrigation on these very numerous works is always large, but it fluctuates to some extent with the seasons. The area irrigated showed a decrease of 17,382 acres when compared with the average. The decrease was consequent on certain canals formerly classed as works for which only Revenue Accounts are kept being classed as Capital works as mentioned in paragraph 4 above. The following statements give a comparison of the figures for this year and the average:—

Class of works.	Revenue.			Expenditure.	Net Revenue.
	Direct.	Indirect.	Total.		
WORKS FOR WHICH NO CAPITAL ACCOUNTS ARE KEPT.	Rs.	Rs.	Rs.	Rs.	Rs.
Works for which only Revenue Accounts are kept { Deccan and Gujarát .	81,209	5,13,460	5,44,075	8,05,602	2,39,073
{ Sind ...	34,769	14,24,416	14,59,185	6,65,768	7,95,417
Total for 1922-23 ...	65,978	19,37,882	20,03,860	9,71,370	10,32,490
Average total (for triennium ending 1921-22) .	90,126	28,61,101	29,51,227	16,86,522	12,64,705
Works for which neither Capital nor Revenue Accounts are kept. { Deccan and Gujarát .	18,968	18,968	4,21,806	-4,07,840
{ Sind ...	16,899	9,54,589	9,71,488	18,02,784	-8,31,296
Total for 1922-23 ...	80,867	9,54,589	9,85,456	22,24,592	-12,39,136
Average total (for triennium ending 1921-22) .	80,805	9,40,275	9,71,080	22,33,762	-13,12,682
Miscellaneous (Irriga- tion) Expenditure. { Deccan and Gujarát	48,267	-48,267
{ Sind	14,288	-14,288
Total for 1922-23	62,555	-62,555
Average Total (for triennium ending 1921-22)	84,417	-84,417
Grand Total for 1922-23 ...	96,845	28,92,471	29,89,316	32,58,517	-2,69,201

Class of works.	Area.			Value.		
	1922-23.	Average (of the triennium ending 1921-22).	Difference.	1922-23.	Average (of the triennium ending 1921-22).	Difference.
	Acres.	Acres.	Acres.	Rs.	Rs.	Rs.
Works for which only Revenue Accounts are kept—						
Deccan and Gujarāt ...	156,890	151,555	5,335	75,97,187	83,62,528	—7,65,341
Sind ...	600,211	627,699	—27,388	1,84,63,906	1,61,09,749	23,59,157
Total ...	757,101	779,154	—22,053	2,63,66,093	2,47,72,277	15,93,816
Works for which neither Capital nor Revenue Accounts are kept—						
Deccan and Gujarāt ...	2,559	2,333	226	1,95,184	1,75,795	19,389
Sind ...	30,679	26,234	4,445	11,65,400	11,10,819	54,581
Total ...	33,238	28,567	4,671	13,60,584	12,86,614	73,970
Grand Total ...	790,339	807,721	—17,382	2,77,26,677	2,60,58,891	16,67,786

D.—REVIEW OF IRRIGATION.

DESCRIPTION OF IRRIGATION IN SIND.

6. In Sind the rainfall is negligible and cultivation depends almost entirely on canal irrigation. The canals, with the exception of a few perennial ones, flow for about four months during the year at the time of the inundation of the river Indus, and cultivation is limited to this period.

INUNDATION AND RAINFALL.

7. The inundation of 1922 was a very good one as the river steadily rose from the very beginning of June and maintained a fairly high level with slight fluctuations almost till the end of September. The rainfall was scanty and not of material help to cultivation.

IRRIGATION AND RAINFALL IN THE DECCAN AND GUJARAT.

8. In the Deccan and Gujarat cultivation depends mainly upon rainfall and the tanks and canals are useful for the purpose of growing more valuable crops or to counteract, when necessary, the evil effects of a deficient or irregular rainfall. The irrigation schemes in this part of the country involve the construction of storage reservoirs. The rainfall was generally satisfactory in the Deccan except in the Sholapur, Dharwar and Bijapur districts, where it was scanty. In Gujarat it was well distributed and beneficial for dry crops but insufficient for rice.

AREA IRRIGATED AND GROSS REVENUE.

9. The area irrigated in Sind during the year was over 3½ million acres as against 3¼ million acres of the previous year and the gross revenue amounted to Rs. 95 lakhs against Rs. 85¼ lakhs of 1921-1922.

10. The total area irrigated in the Deccan and Gujarat was 446,000 acres against 422,000 acres of the previous year and the gross revenue amounted to Rs. 31 lakhs being a little less than that of 1921-1922.

II—SIND.

1.—NATURE OF INUNDATION AND RAINFALL.

CHARACTER OF THE INUNDATION.

11. The inundation of 1922 was an exceptionally good one and its marked feature was a steady rise in the river from the very commencement of June. The river reached its maximum level in the beginning of July and continued at a fairly high level almost till the end of September, when water had to be cut off in almost all canals.

12. The river rose to the fair irrigating level of 13 feet on the Bukkur gauge on 24th June and this level or above was registered for a period of 32 days against 28 days in 1921, 30 days in the years 1920 and 1919 and 29 days, the average. The fair irrigating level of 17 feet on the Kotri gauge was first recorded on 21st June and this level or above was maintained for a period of 102 days compared with 55 days in the previous year, 49 days in 1920, 81 days in 1919 and 62 days, the average of the previous three years.

13. The highest readings for the year were 15.5 feet on the Bukkur gauge on the 2nd July, and 20.4 feet on the Kotri gauge on the 10th August, against the recorded maximum readings on these gauges of 17.9 feet and 23.8 feet respectively.

RAINFALL.

14. The rainfall was scanty and of little use to cultivation.

2.—INDUS RIGHT BANK DIVISION.

(i) WORKS FOR WHICH CAPITAL ACCOUNTS ARE KEPT.

DESERT CANAL.

15. The Desert Canal was opened on the 16th May 1922, about half a month earlier than usual, as there was a danger of the river entering the dhand and silting up the head of the canal or of its changing its course altogether. The river changed its course, as it was feared, in the middle of the inundation and worked out a new one along the left bank silting up its old course at its mouth. A very good supply of water was however available in the canal, but the demand was so small that there was a large cut off at the head regulator. The crops along the whole canal and its branches were very good due to steady river throughout the inundation. The full supply discharge or more was maintained for 80 days. The canal ceased to flow on 1st December 1922.

16. The Adiwah was opened with a gauge reading of 1.8 feet at its head regulator on the 1st June and it flowed up to 1st September. As the inundation was a very good one the supply in the canal kept steady throughout the season in spite of its very unfavourable head. The area under cultivation on the canal was however very small as owing to the constant failure of this canal the zamindars did not like to take risks.

UNHARWAH.

17. The Unharwah was opened on the 25th May 1922 with a gauge reading of 5.3 feet at Tori regulator and ceased to flow on 24th November 1922. The main current of the river kept towards the left bank throughout the inundation and the canal received its supply from a bye-river. The dhand feeding the Unharwah was cleared of silt and

canalized by groyning. A strong bund put across the dhand below the Unharwah off take to drive the entire dhand supply into the canal proved very successful and greatly helped to keep the canal flowing for a longer period. The supply in the canal and its branches was generally more than sufficient throughout the inundation and internal rotations were resorted to only at the end of September when the river fell. A maximum depth of 10.1 feet was let into the canal against the originally designed full supply depth of 10 feet. A gauge reading of 9 feet or over was maintained in the canal for 73 days.

BEGARI CANAL.

18. The Begari Canal was opened on the 30th May with a gauge reading of 4.8 feet on the old head regulator. As the channel feeding the Begari had been eroded during the last inundation the canal took off directly from the main river. The canal worked very satisfactorily throughout the season and kept flowing up to the 20th December 1922, when it was tightly closed at the new head regulator in order to dry it up for carrying out silt clearance work at its tail. The two tail branches, viz., the Eden and Sirwahs, which have suffered from deficiency for many years, were greatly benefited by the deep silt clearance done in them and at the Begari tail.

19. The Choi branch was opened on the 4th June 1922 with a gauge reading of 3.5 feet at its head regulator. The supply in the branch went on increasing till the gauge read between 6.8 and 7.2 feet, which is considered most satisfactory. It finally ceased flowing on the 8th October 1922 after all crops had matured and a large area had been watered. Seldom, if ever, has the Choi branch had such a good year.

MAHIWAH.

20. The Mahiwah was opened on 1st June and ceased to flow on 28th September 1922. It worked satisfactorily till the beginning of August when owing to river erosion the head of the Gudu Dhand which feeds the canal silted up. The Dhand had to be closed for clearance in the middle of August and after some silt was cleared the protective bund at the head gave way owing to its sudden and active erosion and further work was consequently stopped. The rise in the river by about 2 feet however helped the situation by scouring out silt to a certain extent and this coupled with the rotations at different regulators saved a very grave situation.

SEHAR CANAL.

21. The Sehar Canal, like the Mahiwah, takes off from the Gudu Dhand and its water supply was affected in the same way as that of the latter canal. The proposal to abandon the project for remodelling the Seharwah is still under consideration.

GARKINO CANAL.

22. The tract of the country enclosed within the compartment formed by the Eastern Nara, the Flood Diversion bund and the Trighati Dhoro suffers from a deficiency in the water supply and the poor khatedars are subject to much hardship. To alleviate their sufferings a project for widening the head portion of the new cut to Garkinowah and its head regulator and excavating an entirely new canal immediately below the Railway line with a distributary taking off at its mile 2/7 left bank was taken in hand during the year.

SUKKUR CANAL.

23. The Sukkur Canal has two heads, the Rahuja head and the old head. The former gets its supply from Dhoro B which is now more or less canalized and is fed by the by-river. It was opened on the 25th May 1922. The old head takes off near Bukkur. It was as usual kept bunded up during the kharif season and opened on 2nd November 1922 for watering rabi lands. The Sukkur Canal obtained an excellent supply during the season. Owing to the strengthening of the banks and construction of masonry outlets it was possible to admit this year a much higher level of water below Ratodero, with the result that the tail of the canal below mile 56 and its branches Napat Sukkur and Maksudo, which generally suffer from deficiency, got a fairly good supply. The canal below mile 56 was cleared for the benefit of the land in the Shahdadkot Sub-division.

GHAR CANAL.

24. The Ghar Canal was opened on the 20th May 1922 when Bukkur read 5.7 feet. It worked very well. The gauge at its head rose to a maximum of 11.6 feet on the 9th August, against 12.8 feet of the previous year. The Larkana gauge was allowed to go up to 16.8 feet, as compared with 16.7 feet of the previous year. The full supply level of 16.0 feet and over was registered at this place for 34 days as against 23 days of last year. This level could have been obtained for a longer period, but as water was not required lower down it had to be cut off at the Fordwah head.

25. The Ghar Dhand which is being gradually canalized worked satisfactorily. The Dhand received its supply from the by-river. Though the supply was low owing to silt deposit, in the middle of the season a new channel formed higher up and brought in a more direct and higher supply.

26. The Fordwah, which is a feeder to the Ghar Canal, also worked very well. The supply was excellent and both the regulators on the canal had to be closed during August, September and a part of October to prevent serious flooding at the tails of the Ghar branches. The river opposite the Fordwah assumed great activity during the period under report. From 1st May 1922 to 31st March 1923 it eroded away a length of 5,100 feet in front of the canal and came within 500 feet of the first regulator. Under these circumstances a new feeder was provided to Fordwah for use in case the present mouth silted up. The Naurang and Nurwah are the two main branches at the tail of the Ghar Canal. These canals worked very satisfactorily. The Gathwah and Chilo into which the Naurang bifurcates had also a better supply this year although not as satisfactory as in other branches.

27. The Nasrat *ex* Ghar which takes off from the Ghar Dhand was opened on the 24th May and ceased to flow on the 30th September 1922. Unlike previous years there was practically no deficiency of supply in this canal.

SATTAH CANAL.

28. The Sattah Canal takes off from the Naro which is fed by the river from its left bank. It runs in a length of 32 miles and passes through Jati and Shabbunder talukas. It flowed from the 27th May 1922 when the Kotri gauge recorded 10.4 feet. The head of the canal which had silted up during the inundation of 1921 was thoroughly cleared. The supply in the canal and its branches was very good and the outturn of the crop was excellent. Only on the Rajwah, where the lands are high, there was some deficiency.

SIND CANAL.

29. The Sind Canal was opened on 21st May and ceased to flow on the 30th September 1922. It worked very satisfactorily. One of its branches, *viz.*, Munghirwah however suffered from a little deficiency at the tail.

PINYARI CANAL.

30. The Pinyari Canal is 21 miles long and is the chief source of supply in the Mirpur Bathoro, Sujawal and Jati talukas. It commenced to flow on the 23rd April 1922 when Kotri read 6.7 feet. There was a good supply of water in all the branches of the canal except in the tail portions of Sonhari, Gunj Bahar, Saida and Fatia. Only one rotation at Daro was given for two days. With a view to give relief to the zamindars of Jati taluka, who had suffered considerably in the past, continuous rotations at Daro and Shorewah regulators have been practically stopped and only two rotations will be given in future at Daro, one at the beginning of the season for transplantation and the other at the end for maturing crops, if necessary, there being no regulation at all at Shorewah.

KALRI CANAL.

31. The Kalri Canal takes off from the river on its right bank near Luka and runs southwest through the middle of the Tatta taluka and tails into the Mirpur Sakro taluka. It flowed on the 30th May 1922 when Kotri read 12.2 feet. The canal maintained its full supply level from the 20th June to 16th September 1922 and ceased flowing on the 10th October 1922. All the lands dependent on it obtained a very good supply and no complaint about deficiency of water was received. The branch canals also had a good supply with the exception of the Jamwah where rotations had to be resorted to. To improve the supply in this canal very heavy clearance and repairs to banks were carried out.

BAGHAR CANAL.

32. The Baghar Canal is one of the deltaic mouths of the river Indus taking off from its right bank near Aghimani. It runs in a length of 93 miles through Tatta, Mirpur Sakro and Ghorabari talukas and tails into the sea through Sheika creek. It began flowing on the 8th April with a gauge reading of 2.0 feet at its head and ceased to flow on the 6th December 1922.

(ii) WORKS FOR WHICH CAPITAL ACCOUNTS ARE NOT KEPT.

WESTERN NARA.

33. The canal was opened on the 24th May 1922. The head regulator had however to be partially closed from the 29th May to 8th June to avoid breaches lower down the canal owing to very slack demand. Erosion in the river at the head of Gharo B feeding the canal became very active and owing to the cutting away of 15 to 20 acres of land thickly grown with babul and *lai* jungle, which found its way into the feeder Gharo B, the head regulator Nara was choked. The regulator was, however, cleared and the canal with proper precautions taken continued to work satisfactorily.

34. The new feeder to the Western Nara which was excavated in the year 1893 worked well for a few years but since the excavation of the new Akil mouth it has proved a failure. It tails into the Nara at mile 33 where the water level is generally higher than that in the feeder itself. The small area which depends for its water supply on the new feeder is watered from the Western Nara by means of back water.

PRITCHARD CANAL.

35. The Pritchard canal at present receives its supply direct from the main channel of the river. There was active erosion just above its mouth which would have silted the canal had not erosion subsided and the head regulator been kept fully open. The canal was opened on the 26th May and ceased to flow on the 22nd October 1922. Regulation was carried out at the first head regulator only. The regulator was partially closed from the 24th June to 6th July as no further water was required lower down and it was kept fully opened again for one month from 7th July maintaining a steady gauge of 10 feet and over at the Railway bridge and Stop gate regulator. The canal ran with this level by partially opening Mulan Khamiso escape on a few occasions. The Stop gate regulator was not closed even for a single day during the inundation. The branch canals worked satisfactorily.

36. The following principal works were completed or were in progress during the year under report :—

WORKS COMPLETED.				Expenditure during 1922-23.
<i>Karachi Canals District.</i>				Rs.
Constructing a sluice in mile 39/1 of M. S. Bund	12,392
Raising and strengthening M. S. Bund Gungri to Khanto	8,397
mile 46 to 56	
<i>Shikarpur Canals District.</i>				
Constructing front embankment to Garang Loop	7,195
Constructing a front embankment together with a wetting channel	
to 1910 loop and an inlet sluice to feed the channel at mile 20/3	10,147
of Sukkur Begari Bund	
Constructing a new Arain loop to Sukkur Begari bund miles 17/1	2,22,954
to 21/0	
WORKS IN PROGRESS.				
<i>Karachi Canals District.</i>				
Raising Aghimani Baphi	26,302
Raising and strengthening Baghar Uchito bund	31,985
Constructing sluices in miles 21/3 and 41/4 of Mulchand Shah-	
bunder Bund	6,024
Raising and strengthening Mulchand Shahbunder Bund, Mulchand	
to Rajwah mile 0 to 18/3	21,449
Constructing a New Moharis along M. S. Bund, Bara Gazo to	
Mahmudawah and Belo Loop	23,197
Raising Belo Loop	36,683
Raising and strengthening M. S. Bund, Rajwah to Gungri	
mile 39 to 42	14,024
Constructing Sonda Korai Loop	12,249
Constructing New Loop behind Thahimani Gulel Loop Baghar	
Uchito Bund	1,74,936
Constructing Thahimani Gulel Loop Bund of 1920 to Baghar	
Uchito Bund	14,573
Constructing new Retired Belo Loop	10,508
<i>Western Nara District.</i>				
Constructing Loop to Abad Bund	92,999
Sand coring of Abad Bund	15,255
<i>Ghar Canals District.</i>				
Raising and strengthening Loop Bund of 1901 behind Mitho Phulu	
Bund mile 32/6 to 36/1	14,988
Raising and strengthening Loop Bund of 1900 behind Mitho Phulu	
Bund mile 30/4 to 32/0	5,000

3.—INDUS LEFT BANK DIVISION.

(i) WORKS FOR WHICH CAPITAL ACCOUNTS ARE KEPT.

37. The canals in the Left Bank Division fall under two groups, viz., (a) the Eastern Nara system and (b) Canals taking off direct from the Indus.

38. Under (a) are the Nara River, the Jamrao, Mithrao, Khipro, Thar and Hiral canals, all of which except the Khipro Canal, which flows during the inundation only, are perennial. The Thar canal is, however, closed on or about the 1st December each year to save the land under command from being water-logged.

39. Under (b) are the Dad, Nasrat, Fuleli, Hasanali and a large number of smaller canals which are inundation canals though the Fuleli receives a fair rabi supply.

(a) *The Eastern Nara System.*

NARA SUPPLY CHANNEL.

40. The Nara Supply Channel is an artificial cut 12 miles in length, taking off the river on its left bank above Rohri and forming the mouth of the Nara. Its discharging capacity is about 20,000 cusecs during high inundation. The Nara river below the channel has no regular banks and the result is that when the discharge in the channel exceeds 5,000 cusecs, the water overtops the banks and touches the Flood Diversion Bund on the east and the hills on the west.

41. During the year the channel worked satisfactorily. The head regulator was kept open throughout the inundation. The maximum gauge reading at the head regulator was 22.5 feet upstream and 22.1 feet downstream and the minimum gauge reading was 8.9 feet upstream and 8.8 feet downstream against the corresponding gauge readings of 24.4/23.7 feet and 6.6/6.5 feet respectively in the previous year. The maximum observed discharge was 18,321 cusecs on the 9th August 1922 and the minimum was 751 cusecs on 24th January 1923.

42. The silt deposit of the cold weather of 1922 in the head portion of this channel was scoured by the middle of June 1922, when it could carry a large discharge. When the river fell the channel was again silted up, as usual, at the end of the inundation.

43. With a view to improve the existing flat hydraulic gradient and thereby to increase the discharge of the Nara river which is at present insufficient for the full requirements of the Jamrao, Mithrao and other small canals dependent on it, eight cuts were sanctioned and four of them were completed during the year which have shown satisfactory results. As an additional measure to improve the supply the wide reaches of the Nara river are proposed to be groyned and dredged.

THE NARA.

44. The length of the Nara from the end of the Nara Supply Channel to the Jamrao Head works is about 96 miles and from the Jamrao to the Thar Weir about 100 miles. It commands over 500,000 acres of cultivable land. The area of cultivation during the year on the Nara in the Eastern Nara District was nearly 61,800 acres against 38,816 acres in 1921-22 and 39,869 acres the average of the previous three years.

45. The Nara below Makhi is being gradually improved. The raising and strengthening of the inner bunds from Makhi to Bakar has proved very beneficial as water at a higher level can now be admitted below Makhi with comparative safety for improving the supply to Khipro, Thar and Hiral Canals. The Makhi Dhand forms a storage of water for rabi cultivation on the Mithrao. The Moorad and Baghdad Sanga sluices which feed this dhand were opened on 31st July and closed on 6th October 1922 but the level of water in the dhand was not high enough to be of any use to the Mithrao.

JAMRAO CANAL.

46. The important works in progress on this canal during the year were (1) Improvements to Jamrao head works, (2) Constructing an office and a bungalow at Mirpurkhas for the Executive Engineer, Southern District Jamrao Canal, (3) Additions and alterations to the bungalow and office of the Executive Engineer, Northern District Jamrao Canal, at the same station and (4) Constructing a Distributary *ex.* 109th mile of the canal. The canal and its minors were maintained in good order. The immediate effect of improvements to head works has been a greatly increased maximum discharge without the usual silt trouble and although this has not caused a large increase in cultivation during the year it will probably do so in future years. The improvements however have greatly increased the yield and this in itself is a great advantage to zamindars who had suffered on account of the failure of supply in previous years. The maximum and minimum discharges measured above the weir were 11,050 cusecs on 11th August 1922 and 914 cusecs on 26th January 1923, respectively.

47. The area cultivated during the year was about 242,400 acres as compared with 188,067 acres of last year and 209,164 acres the average of the previous three years. The area under cotton was about 110,900 acres as compared with 49,586 acres in the last year and 91,383 acres the average of the previous triennium. The rainfall was much below the average and was untimely. The discharges above Jamrao head in October, November and December 1922 never fell below 1,100 cusecs and such a good rabi supply has not been received since 1917. The discharge fell below 1,000 cusecs only for 23 days in January and February and the canal was then closed for one week in rotation with the Eastern Nara. The cotton crop was excellent and the total yield is a record one being 14 annas against 10 annas in the bumper year of 1919. The crop was slightly attacked by boll worm but no appreciable harm was done. The total area cultivated under "Adhawa" crop was 5,931 acres. The kharif area was more than that of last year but the area under Bajri showed a decrease owing to increase in the area of cotton.

The rabi area was 67,800 acres against 42,033 acres last year and 45,110 acres the average of the last three years. An allotment of new land to the extent of 3,520 acres was made during the year on this canal.

MITHRAO CANAL.

48. This is a perennial canal taking off the Nara above the Makhi regulator. The inundation being a satisfactory one the canal worked well during the year.

49. Makhi left, Chotiari Minor and Makhi right also worked well and specially the last showed considerable improvement due to the groyne work and the raising of berms.

50. With a view to do away with direct irrigation from the main canal as far as possible, the work of remodelling Right and Left Bank branches *ex.* 9th mile with Kandiyari and Santor Minors was taken in hand. The two branches and the Santor Minor came into operation during the year and worked satisfactorily. The Kandiyari Minor is still in progress.

51. The Full Supply Level at 30th mile could only be maintained on rotation days. The supply was deficient at the beginning of the season in the Left Bank Distributary *ex.* 30th mile and a kacha mouth for Atawah *ex.* Mithrao had to be opened for some time to supplement it. The Right Bank Distributary as well as both the Distributaries at the 45th mile worked well.

52. The area cultivated during the year under report was nearly 97,800 acres as compared with 76,628 acres of the previous year and 90,859 acres, the average of the last triennium.

HIRAL CANAL.

53. This canal was opened on 6th May 1922 and worked very well. The lowering of the pavements of the masonry works and the bed of the Hiral head distributary had the desired effect of improving the supply.

54. The cultivation during the year was over 14,700 acres against 11,950 acres in the last year and 14,137 acres the average of the last three years.

55. An allotment of 214 acres was made on this canal during the year under report.

THAR CANAL.

56. This canal was opened on 30th May 1922. Owing to low supply, rotations had to be resorted to on the main canal and water was properly distributed on all branches and distributaries throughout the whole season.

57. The 3rd Mile Right and 7th Mile Left Bank distributaries constructed during 1919-20 did not work satisfactorily owing to the excessive draw-off by some karias in the upper reaches which resulted in deficiency at the tail where the karias had to be given mouths direct from the main canal. The adjustment of sluices is very necessary.

58. The cultivation during the year was about 47,000 acres against 39,239 acres during the last year and 44,837 acres the average of the past triennium.

KHIPRO CANAL.

59. The Khipro canal flowed from 17th May to 15th October 1922.

The clearance done during the last two years and double groynes constructed in the bed of the Nara $\frac{1}{2}$ mile above and $\frac{1}{2}$ mile below the present mouth of Khipro Canal with a view to improve the supply in the canal proved beneficial. For permanently improving the supply a masonry weir 60' long has been constructed across the Nara below the Khipro head.

60. The capital expenditure on this canal during the year amounted to Rs. 36,183.

61. The cultivation during the year was a little over 3,800 acres against 2,113 acres last year and 2,242 acres, the average of the previous triennium.

(b) Canals taking off direct from the Indus.

NASRAT CANAL.

62. The Nasrat canal was opened on 28th May and closed on 18th October 1922. The canal did not receive full supply for a single day in the whole season and the intermediate regulators had therefore to be rotated. The supply in the early part of the season was good which induced zamindars to grow cotton to a large extent. The canal has not been working well for some time in spite of clearance in the main and branch canals. The deficiency at the tail is chiefly due to the draw-off of excessive supply by a large number of karias and the question of sluicing them is under consideration.

63. The cultivation during the year on this canal was about 80,200 acres against 80,010 acres in the last year and 80,538 acres the average cultivation of the previous three years.

DAD CANAL.

64. The Dad Canal was opened on the 28th May 1922. It received full supply level for 85 days and was closed on the 14th November 1922. With the exception of a few days the canal from June to September was running full and there was no occasion to resort to rotations.

65. The construction of a regulator at the 56th mile of the main canal had the desired effect as zamindars on Mubarakwah who usually clamour for water were more than satisfied. The raising and strengthening of the right bank of Subaganwah saved the tract round about Daulatpur in Moro Taluka, which used to be under river spill, from being flooded.

66. The Ren Distributary which takes off from the Dad received a good supply. Two breaches that occurred in mile 2 of the Distributary were promptly closed.

67. The cultivation during the year on this canal including Ren Distributary was over 126,500 acres against 115,345 acres in the last year and 108,697 acres the average of the previous three years.

68. New land to the extent of 308 acres was allotted during the year.

NAULAKHI.

69. The Naulakhi canal was opened on 29th May and closed on 18th October 1922. Though the head of the canal was favourably situated with respect to the river there was deficiency at the tail in the latter part of the season chiefly owing to excessive draw-off by karias in the head reaches. Several karias have already been reduced and the reduction of others will be taken in hand as soon as possible.

70. The area cultivated during the year was nearly 50,900 acres against 42,009 acres in the last year and 43,507 acres the average of the previous three years.

FULELI CANAL.

71. The Fuleli canal worked very well during the year. The head was stable and no silting or erosion took place. The silt that had dropped in the tail reach in the last inundation had been scoured away in the rabi season by opening the escape and the supply at the triple sluice was good. The level of 17.5 feet was maintained safely downstream of Alipur Regulator and this level is now necessary as owing to improvements to canals in the Tando Bago sub-division there is a greater draw-off between Alipur and the Triple Sluice.

72. The area cultivated during the year was about 410,600 acres against 395,898 acres in the last year and 393,959 acres the average of the previous triennium.

HASANALI CANAL.

73. The removal of a bad bend and the construction of paka sluices over karias in the upper reaches improved the supply in the lower reaches and the tail branches of this canal which hitherto suffered from deficiency.

74. The area cultivated during the year was about 17,500 acres against 16,219 acres cultivated in the last year and 17,666 acres the average of the previous three years.

CANALS IN THE HYDERABAD CANALS DISTRICT.

75. All the canals in this District worked satisfactorily except the extreme tail of Sarfraz which had no water until the 1st September owing to the large draw-off in the upper reaches.

76. The work of constructing a second class inspection bungalow between Shahdadpur and Saidabad was in progress.

77. The cultivation on the canals in the Hyderabad Canals District, except Ren Distributary, for the year was about 263,400 acres against 252,038 acres in the last year and 252,119 acres the average of the past three years.

(ii) WORKS FOR WHICH CAPITAL ACCOUNTS ARE NOT KEPT.

78. The principal canals falling under this head are the Mehrab and Dambro in the Nasrat Canals District and the Ren, Gharo Mahmudo, Kari Shumali and Nasir in the Hyderabad Canals District. All these canals except the Mehrab and Ren have since been classified as works for which capital accounts are kept. The Mehrab did not work well. The other canals worked satisfactorily.

4.—PROTECTIVE EMBANKMENTS.

79. Though the inundation was very good, the river did not rise very high and the bunds were not heavily strained. The weak portions of the bund line have been raised this year and "Muhari" constructed wherever necessary to protect it from wave wash.

KASHMORE BUND.

80. There was very little water against the bunds this year. From mile 16 to 45 of the Kashmore Bund there was no water at all, whereas from mile 0 to 13 there was

not sufficient water as to cause anxiety. The maximum depth of water against the bund was 9.3 feet at mile 4. The soil at this place is very good and there is little likelihood of its breaching here.

81. The only portion open directly to the river is the length from mile $2\frac{2}{3}$ to $6\frac{4}{4}$ of the 1896 loop, the flood water against the rest of the bund being either in a compartment or from some Dhand opposite it. The Gouspur Loop had no flood water against it, nor are there any means of wetting it from the river through the Front Bund. A breach which occurred in the right bank of the Begari Canal last year was kept open and water therefrom touched the Loop in the first 7 furlongs.

82. Similarly water from Kundharowah at mile $9\frac{1}{4}$ on the Tori Loop touched a small portion of the Gouspur Loop in miles 11 and 12. In the remaining lengths of Gouspur Loop water from both these sources filled the low lying places in the compartment and the borrow pits along the Loop. There was erosion at intervals opposite miles 4 to 6 of 1896 Loop during the abkalani, but it was not so active as to endanger the bund. The river is 610 feet away from the bund at mile $4\frac{1}{6}$.

83. The main current of the river which though not actually hard against the right bank, had by the end of July shifted to the left bank so that the main river is now well away from the right bank with a large kacha between it and the old course. There is no probability of the river returning to the Right Bank again for some years.

84. As the river did not rise very high, the bunds in the Shikarpur Canals District were free from danger. A few leaks occurred in the Arain Loop to the Sukkur Begari Bund. Some of the small wetting channel bunds breached but caused no damage. For the last 2 years the river was cutting in front of the main bund at mile $17\frac{1}{4}$ to 18. The nearest point of the bund was less than 2,000 feet. The front bund might possibly have been eroded and in order to protect the country, a second line of defence (Arain Loop) was constructed at a total cost of Rs. 5,70,944.

85. The bunds in the Ghar Canals District were carefully patrolled specially at Lundi Dhoru in miles 20 and 21 of the Jhalli Bund and between miles 30 and 36 of the Mitho Bund where active erosion was going on. They stood the pressure of water well. As the main Mitho Phulu Bund was threatened between miles 30 and 36, the existing 1900 and 1901 loops behind miles $30\frac{1}{4}$ to 32 and $32\frac{1}{6}$ and $36\frac{1}{1}$ which were not sufficiently high, were raised and strengthened during the year at a cost of Rs. 35,024.

86. The right bank of the Ghar Canal forms a part of the main river flood protective system. There is practically no free board along its considerable length. No disaster has happened as yet, but if an abnormally high flood occurs it would not be possible to prevent a disaster even by breaching the left bank of the Ghar. It has therefore been proposed to strengthen this portion at a cost of Rs. 33,229 for which plans and estimates have been sanctioned by the Indus River Commission.

87. The length of the river bunds in Western Nara District is 101 miles. The Abad Bund having been raised and strengthened in its first three miles no trouble was experienced. Moreover 4 karias were excavated from the river to get early water against the bund for wetting it. This worked well and had the good effect of serving as a cushion against an impact of 3 or 4 feet sudden rise of water against the bund which usually takes place in this portion. There was no spill water against the Lashari and Nangesah Bunds.

88. A cut was given in old Nangesah Bund at mile 26 and the water entered the pits only from mile 25 to 30 of the bund. Spill water did not touch the bunds from mile $39\frac{5}{5}$ to 52/0. From mile 52/0 to $53\frac{1}{4}$ water was allowed to soak the bunds by giving 2 cuts, one from Marviwah above regulator and the other from karia Razishah. To prevent the Pritchard Canal water accumulating against the low end of the bund compartment opposite mile 39 in time of breaches and in order to soak Nangesah and the loop compartment, a masonry gap has been constructed at mile $5\frac{1}{6}$ R. B. Pritchard Canal above the head regulator.

89. In the Karachi Canals District a line of bunds to check river spill runs along both banks of the river in a length of 56 miles on the right and 92 miles on the left side. As there was active erosion opposite mile 1 of the Sonda Hillaya Bunds and the Thahimani Gulel Loop, two new loops, viz., the Sonda Korai Loops and the New Juna Thahimani Loop were constructed during the year to save the country from floods.

90. The total mileage of bunds in the Nasrat Canals District is 15 miles and all stood water pressure well. The raising and strengthening of the right bank of Suhaganwah prevented the annual flooding and consequent damage to standing crops along the Suhagan and Herbert tracts.

91. Water touched the Ren Bund at the end of June and by the beginning of July and wetting was done by beldar establishment. The work of raising and strengthening this bund was completed at a cost of Rs. 3,156.

92. The heavy erosion in front of the Ghallian Bund in the Fuleli Canals District has stopped.

93. The Hajipur Bund was wetted by means of cuts in the bank of Wasing, Nurwah, Khairwah and Khokherwah and karias in miles 1 and 3 on the river side of the bund and also by spill water. Owing to high winds sand was blown off from the sandy portions of the bund which had to be continually repaired by the establishment. Wave-wash was very active in miles 13/5 and 14/6 and damaged the stone pitching to some extent. To prevent further destruction groynes were set at an oblique angle to the bund so as to be at right angles to the direction of the waves and this has proved efficacious. The groynes are of the single basket work pattern and are made by the beldar establishment. Endeavours are also being made to encourage the growth of lai jungle to break the force of the waves.

94. The stone groynes at Gidu Bund continue to stand well and have completely fulfilled their purpose. The Jamshora front bund was raised to Indus River Commission Specification level.

5.—INDUS RIVER COMMISSION.

INDUS RIVER COMMISSION WORKS AND THEIR CLASSIFICATION.

95. The expenditure on all the works, including surveys, carried out under the direct supervision of the Chief Engineer in Sind, during the year under report, were charged to "15—Other Revenue Expenditure financed from Ordinary Revenues—Works for which neither Capital nor Revenue accounts are kept".

SURVEYS OF THE INDUS.

96. The Indus from 16 miles above Kashmore to its bifurcation at the Delta was surveyed for a length of 516 miles against 522 miles of last year. Portions of the two branches of the River Indus below the point of bifurcation, *viz.*, the first 20 miles of the river Haidri and the upper 5 miles of the river Ochito were also surveyed and plotted. The total length of the Survey traverses done during the year was 911 miles as against 938 miles in the previous year.

DEMARCATING OF DISTRICT AND KHAIRPUR STATE BOUNDARIES.

97. The work of demarcating district boundaries has been carried upto Gopang village about 25 miles above Kotri. It could not be finished upto Kotri as the old existing and very complicated boundary had to be followed. Good progress was also made on the work of maintaining the Khairpur State boundary which was taken in hand during the year.

RIVER GAUGES.

98. The Indus river discharge observations are conducted by the Indus River Gauging District.

99. Gauge readings of the river were taken daily at 11 stations, twice a week at 4 stations, and weekly at 6 stations.

100. All these gauges are maintained for the purposes of fixing the high flood levels for the river embankments, for recording the changes in the level of supply at conal mouths and for observing any permanent change in the level of the river.

SCIENTIFIC WORKS AND DISCHARGES OF THE INDUS.

101. Discharge and other scientific observations were continued at Sukkur and Kotri as usual. The results will be published in the Indus River Commission Records.

The total monthly discharge at Sukkur during the inundation season and the minimum, maximum and average discharges of the year, compared with the results of the previous four years are as follows :—

Month.	1918-19.	1919-20.	1920-21.	1921-22.	1922-23.
	Cusecs.	Cusecs.	Cusecs.	Cusecs.	Cusecs.
June	13,257,000	8,350,000	6,452,000	5,377,740	9,971,573
July	9,809,000	12,186,000	15,422,000	9,297,557	13,219,431
August	9,924,000	14,082,000	14,506,000	14,623,091	14,413,531
September	5,924,000	7,488,000	4,793,000	7,762,473	11,603,767
Total	38,914,000	42,106,000	41,173,000	37,060,861	49,208,302
Average discharge	318,967	315,131	337,485	303,777	403,347
Maximum discharge	521,890	506,352	626,406	605,278	591,797
Minimum discharge June to September.	92,901	135,136	102,600	96,869	168,815
Minimum discharge observed throughout the year.	21,784	31,017	22,532	35,894*	32,449

* The figure as reported for 5th February 1922 has been adopted and is different from that mentioned in the Report for 1921-22 as occurring on 10th December 1921.

The discharge observations of the Indus at Mithankot below its junction with the Chenab were continued.

FLEET.

102. Two motor launches the "Dorothy" and the "Margaret" were purchased for the fleet during the year under report. Both the launches are very powerful and are fitted with buffalo engines and also a separate dynamo engine (petrol driven) for electric lights and charging of starting battery. These launches are now doing the whole of the discharge work at Sukkur and Kotri, the old steam launches being unable to maintain sufficient steam.

EXTENSIONS AND IMPROVEMENTS AND SPECIAL REPAIRS.

103. The estimated cost of works under these heads sanctioned or approved during the year 1922-1923 by the Indus River Commission for execution by the Executive Engineers and by the Commissioner, is as follows :—

District.	Extensions and improvements.	Special repairs.	Total.
	Rs.	Rs.	Rs.
<i>Indus Right Bank Division.</i>			
Western Nara	38,641	3,18,836	3,57,477
Karachi Canals	1,55,939	3,48,327	5,04,166
Begari Canals	1,676	5,043	6,719
Shikarpur Canals	5,720	5,92,083	5,97,753
Ghar Canals	65,560	54,083	1,19,643
<i>Indus Left Bank Division.</i>			
Fuleli Canals	4,141	4,141
<i>Indus River Commission.</i>			
Works under the direct control including Indus River Gauging District.	16,319	16,319
Grand Total ...	2,87,896	13,18,223	16,06,118

TOTAL EXPENDITURE.

104. The total expenditure incurred and accounted for by the Indus River Commission was :—

	Rs.
Works	25,840*
Repairs	33,645
Establishment	87,530
Tools and Plant	6,559
Grand Total ...	1,53,574

EROSION.

105. Erosion of the river banks has been very active in the Western Nara and Ghar Canals districts.

There has been a very heavy erosion of the right bank of the river opposite Western Nara Akil mouth and Ford wah. Estimates and the final alignments of a retired loop have been settled on and work is in progress on the portion of the loop behind the Abad Bund which is urgently required.

106. In the Karachi Canals District the river has been attacking the right bank opposite Gulel-Thahimani loop with the result that the Marho Emergency Loop has been eroded away and the river is approaching the Thahimani Loop at a rapid pace. A retired loop called the Juna Thahimani Loop has been constructed at an approximate cost of Rs. 3,95,000.

LLOYD BARRAGE PROJECT.

107. The final sanction of the Secretary of State to the Sukkur (now Lloyd) Barrage scheme was not received up to the end of the year under report. The work on the scheme comprised chiefly the close contouring of the whole tract commanded by

* The figure of Rs. 25,840 includes Rs. 12,956 spent on demarcation of boundaries between districts on the river side in Sind which was charged to "41-Provincial Civil Works".

the projected barrage canals, which necessitated the taking of levels at close intervals over an area of about 2,000 square miles on the right bank of the Indus, and about 3,500 square miles on the left bank of the Indus, or a total area of about 5,500 square miles, involving over 22,000 lineal miles of levels. Whilst this work was in progress the zeros of all existing gauges of canals and bunds met with were checked and their true reduced levels worked out and placed on record.

108. The net-work of secondary levelling for the right bank area and also most of the left bank area taken up by the Survey of India have progressed satisfactorily and the G. T. S. Bench Marks left were of great use as checks during the contouring operations.

109. Observations for water levels and cross section of the Indus at the site proposed for the Barrage were continued throughout the year under report as also observations of the Nara Supply Channel.

6.—MISCELLANEOUS.

110. No levelling or topographical survey was carried out by the Survey of India Department during the year.

PLANTATIONS.

111. Existing plantations on canals and bunds in the Indus Left Bank Division were well cared for. New trees were also planted in some Districts and are thriving.

IRRIGATION OF COTTON.

112. No Egyptian cotton was sown in this Division during the year. The following table shows some details regarding waterings given to indigenous cotton :—

District.	Lift lands.		Flow lands.		Date of last watering.
	Number of waterings.	Intervals between.	Number of waterings.	Intervals between.	
Hyderabad Canals District ...	8 to 9	30th September 1922.
Fuleli Canals District ...	4 to 6 ...	15 to 20 days.	
Eastern Nara District	5 to 6	20th October 1922.
Northern District Jamrao Canal.	8 to 11	7 to 13	Lift between 14th October 1922 to 28th November 1922 and flow between 7th October 1922 to 25th November 1922.
Southern District Jamrao Canal.	6 to 8	7 to 10	Lift between 30th September 1922 to 28th October 1922 and flow between 30th September 1922 to 11th November 1922.

III.—DECCAN AND GUJARAT.

1.—NORTHERN DIVISION.

GENERAL REMARKS.

113. The monsoon commenced by the middle of June and lasted up to 20th September. The rainfall was neither sufficient, nor intense enough, for filling the reservoirs and tanks. It was, however, well distributed and fairly good for dry crops though insufficient for rice.

(c) WORKS FOR WHICH CAPITAL ACCOUNTS ARE KEPT.

HATHMATI AND KHARI-CUT CANALS.

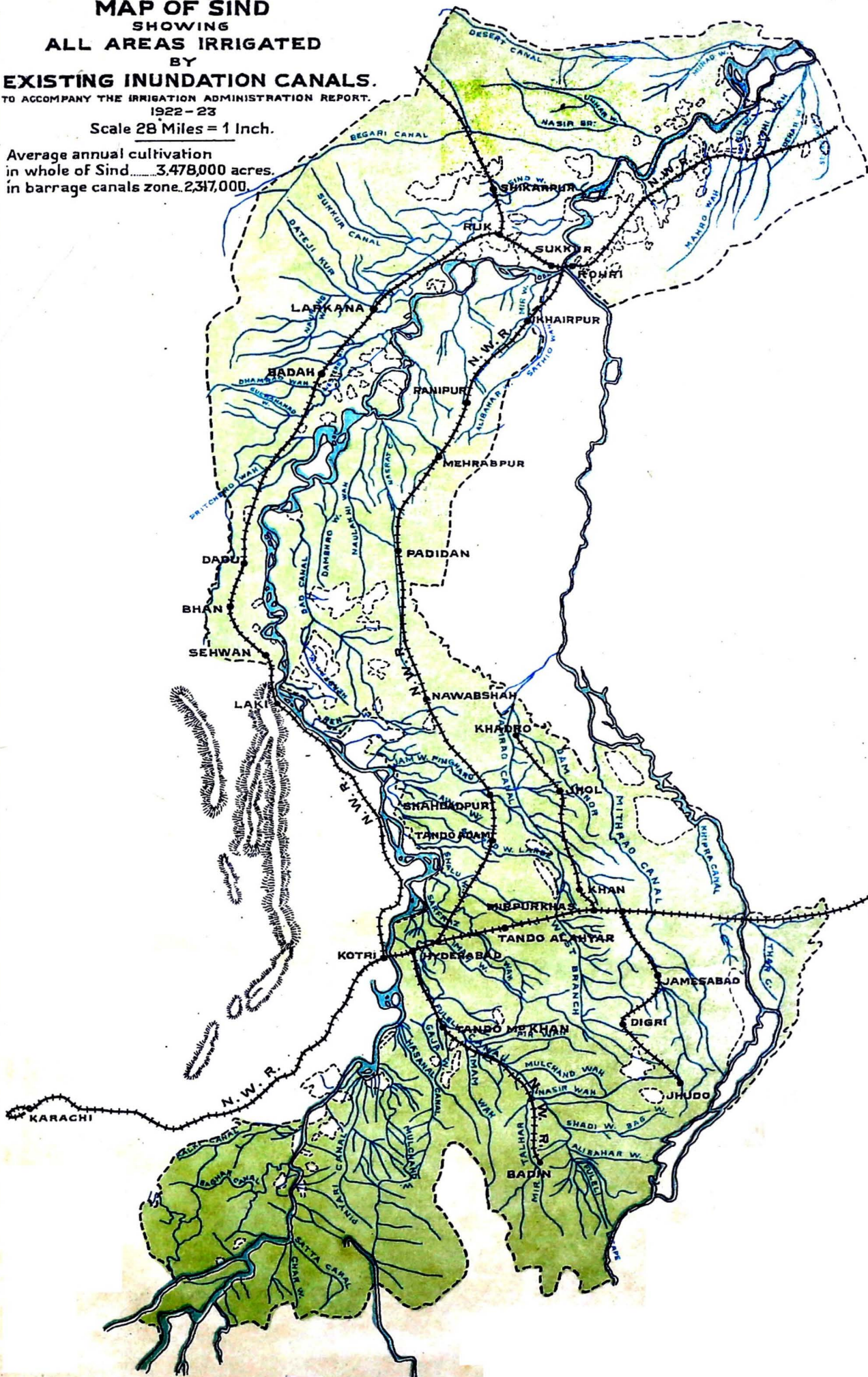
114. The rainfall gauged at Ahmedabad and Prantij during 1922-1923 was 34.89 and 26.91 inches against the average of 29.63 and 30.80 inches, respectively, for the last 30 years including the year under report. The Hathmati river was in flood on 2nd August and 18th September 1922 when the water level rose for a few hours to 3 and 2.9 feet above the weir crest, respectively, on those dates, the rainfall at Himatnagar being 1.25 inches and 1.60 inches, measured on the previous days. No damage occurred to the canal or the head works. The Hathmati canal was opened on the 22nd July and the surplus water was let into the Bokh reservoir. The maximum discharge of the canal was 282 cusecs on the 17th September 1922 and the minimum 25 cusecs on the 18th March 1923. From the month of February, the discharge having dropped below 50

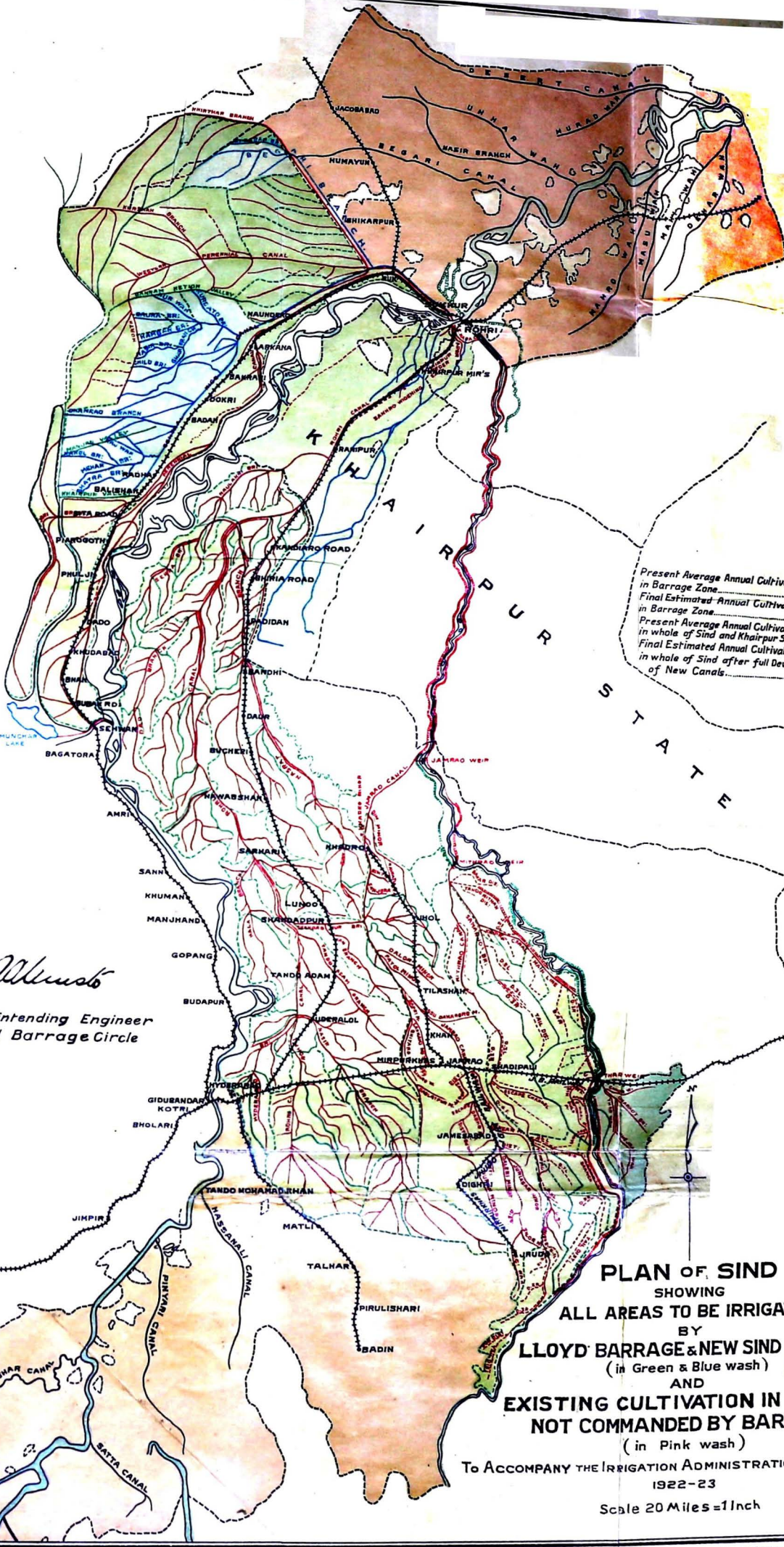
MAP OF SIND SHOWING ALL AREAS IRRIGATED BY EXISTING INUNDATION CANALS.

TO ACCOMPANY THE IRRIGATION ADMINISTRATION REPORT.
1922-23

Scale 28 Miles = 1 Inch.

Average annual cultivation
in whole of Sind.....3,478,000 acres.
in barrage canals zone 2,317,000.





Present Average Annual Cultivation in Barrage Zone	2,317,000 Acres
Final Estimated Annual Cultivation in Barrage Zone	5,900,000 "
Present Average Annual Cultivation in whole of Sind and Khairpur State	3,478,000 "
Final Estimated Annual Cultivation in whole of Sind after full Development of New Canals	6,769,000 "

W. H. M. S.
 Superintending Engineer
 Lloyd Barrage Circle

PLAN OF SIND
 SHOWING
ALL AREAS TO BE IRRIGATED
 BY
LLOYD BARRAGE & NEW SIND CANALS
 (in Green & Blue wash)
 AND
EXISTING CULTIVATION IN AREAS
 NOT COMMANDED BY BARRAGE
 (in Pink wash)
 To ACCOMPANY THE IRRIGATION ADMINISTRATION REPORT
 1922-23
 Scale 20 Miles = 1 Inch

cusecs, the canal was run intermittently after heading up water above the weir. The Bokh reservoir could be filled by means of the Bokh feeder only to R.L. 337. 4, i.e. 2 feet below its F.S.L. R.L. 339.50 (the capacity at that level being 235.00 million cubic feet) the whole of which was made available for irrigation on the Khari-Cut Canal.

115. The Chandola tank which is fed by the Khari-Cut Canal taking off from the weir at Raipur on the Khari River, was filled twice during the year up to R.L. 138.65 and 139.55 respectively in August and September, the F.S.L. being at R.L. 142, and the water was utilized for irrigating kharif and rabi crops under its command.

116. The area irrigated on the Hathmati Canal during the kharif season was 820 acres, of which 21 acres were watered in the hot weather for the utilized discharge of 57 cusecs from the canal, which gives a duty of 14.01 acres per cusec, a very low result due to the heavy leakage losses that take place in the first nine miles of the canal on account of the extreme porosity of the soil. The average discharge admitted into the canal was 141 cusecs, but the remaining supply was sent down to the Khari-Cut Canal through the Bhujwa channel and the Bokh reservoir. In the rabi season 3,049 acres were irrigated.

117. During the year, the rainfall was not sufficient for rice cultivation and the Khari river was not in good flood. On the Khari Cut canal the progress of transplantation was restricted as the cultivators depend on good early rainfall for their operations. The situation not being very hopeful, the period of accepting water applications was extended to 15th August. Every possible endeavour was made to distribute water economically so as to protect the early transplantation. The cultivators were also advised to grow dry crops, for which water was given. The object aimed at was to restrict the area to the limit of water capacity, rather than to cultivate a large area and not be in a position to satisfy the demand. This was done from experience gained in the season of 1920-1921, when more than 50 per cent. of the crops sown withered for want of water. As a result of the policy adopted this year, the crops were saved and gave a yield of over 12 annas throughout.

118. The area irrigated on the canal in the kharif season was 3,797 acres, out of which 282 acres represented hot weather crops. The average discharge of the canal at Raipur was 60 cusecs, which gives a duty of 58.58 acres per cusec, a very satisfactory result considering the peculiar conditions that prevailed during the season. In the rabi season, 2,219 acres were irrigated by canal water after the kharif crop had been reaped.

119. The total area irrigated and the gross assessed revenue on the Hathmati and Khari Cut Canals during the year were about 9,900 acres and Rs. 45,200 respectively against 15,000 acres and Rs. 71,800 the average for the previous triennium.

TANKS IN THE KAIRA COLLECTORATE.

120. The area irrigated and the gross assessment on the Wangroli, Tranza Nagrama, Savli, and Saiat tanks compare with the averages of the triennium ending 1921-1922 as shown below :—

Name of tank.	1922-1923.		Average of previous three years.	
	Area irrigated.	Gross assessed revenue.	Area irrigated.	Gross assessed revenue.
	Acres.	Rs.	Acres.	Rs.
Wangroli	1,041	4,057	1,464	6,013
Tranza Nagrama	*1,104	26	1,368
Savli	1,489	5,556	1,805	6,351
Saiat	792	3,066	380	1,961

* Miscellaneous receipts from all sources.

121. The Wangroli, Savli and Saiat tank filled partly, but the Tranza Nagrama tank remained empty. The water from the first three tanks was utilized in irrigating kharif and rabi crops, mainly rice, wheat and gram. The surplus water of the previous year was utilized in irrigating hot weather crops. All the above tanks were maintained in good condition at a cost of nearly Rs. 17,500.

FUTELAO TANK.

122. The Futelao Tank at Nani Kharaj in the Dohad Taluka filled partly as the rainfall was below normal. The maximum water level in the tank was 9.70 feet above the sill of the lowest outlet. The area irrigated during the hot weather season was 30

acres and there was no demand for water in the kharif season, while in the rabi season 83 acres were irrigated against 59 acres of the previous year. The miscellaneous receipts including tank bed cultivation amounted to Rs. 196 and the tank and canals were maintained in good order at a cost of Rs. 1,398.

(ii) WORKS FOR WHICH CAPITAL ACCOUNTS ARE NOT KEPT.

KHARI SLUICES.

123. As the rainfall at the source of the Khari river was of only slight intensity throughout the monsoon months, there were no appreciable floods in it. The Khari water was allowed to run for the Kalambandhi villages upto the middle of September. Afterwards the flow having diminished to 37 cusecs, it was supplemented from the Bokh reservoir and the Bhujwa channel to protect the transplanted area in the Kalambandhi villages.

MUWALIA TANK.

124. The Muwalia Tank filled to overflowing, the waste weir running for fourteen days from 18th to 26th September and from 2nd to 7th October 1922. There was, however, practically no demand for water for kharif crops as in the previous year and only 74 acres were irrigated. The area irrigated in the last year was 27 acres. In the rabi season, 801 acres were irrigated against 674 of the previous year, which is the highest obtained for this tank since its construction.

125. The total area irrigated during the year was 875 acres against 551 acres, the average of the last three years, while the gross assessment of the year amounted to Rs. 2,771 against the average of the last three years, *viz.*, Rs. 1,713. The tank and canals were maintained in good condition at a cost of Rs. 3,391.

OLD TANKS.

126. Improvements to 8 tanks in the Gujarat Irrigation District and repairs to 20 tanks in the Gujarat Irrigation and 14 tanks in the Surat and Broach Districts were executed during the year at a total cost of Rs. 37,830 and Rs. 32,759 respectively.

127. The following important works were in progress during the year :—

	Expenditure. Rs.
(1) The Timba Tank at Harsol, Taluka Prantij, Ahmedabad Collectorate	7,273
(2) The Naika reservoir at Chanindra, Taluka Matar, District Kaira	28,354
(3) The Fudsar Tank at Kasundra, District Kaira ...	2,965
<i>Repairs.</i>	
(1) Special repairs to the tank at Dangaria, Taluka Godhra ...	3,194
(2) Repairs to Gam tank and Rudasar bund at Bhaila, Taluka Dholka	3,929
(3) Special repairs to Bherai reservoir, Taluka Matar ...	1,137

TANKS AND BUNDS IN THE AHMEDABAD, KAIRA AND PANCH MAHALS COLLECTORATES.

128. Most of the small tanks and bunds in the Ahmedabad and Kaira Collectorates filled partly. The storage was utilized economically for the rice crop, as the water was not sufficient owing to deficient rainfall. The tanks in the Panch Mahals Collectorate filled owing to good rainfall in their catchments.

DRAINAGE CHANNELS.

129. The Drainage Channels in the Surat and Broach and Gujarat Irrigation Districts were maintained in good order at a cost of Rs. 7,058 and Rs. 9,296 respectively.

PROTECTIVE BUNDS AND RECLAMATION WORKS.

130. The protective bunds at Wagrej and Bigri in the Balsar Taluka of the Surat and Broach District and those at Lakhigam, Kadodra and Harinagar in the Wagra Taluka of the Broach District, which were constructed in the past with the object of preventing tidal water damaging culturable areas, continued to give the good results expected.

131. The reclamation bunds near Hansot and Asarsa in the Broach District gradually assist in reclaiming a large area of salt land by siltation. The total cost of maintenance and repairs of the Protective and Reclamation works in the Surat and Broach District during the year amounted to Rs. 5,511.

2—CENTRAL DIVISION.

132. The Ekruk Tank, the Jamda Canals and the Krishna Canals are the main sources of irrigation in the Central Division.

(i) WORKS FOR WHICH CAPITAL ACCOUNTS ARE KEPT.

THE EKruk TANK.

133. The Ekruk Tank supplies water not only for irrigation but also to the town of Sholapur, the Mills and the G. I. P. Railway. It is found out that under unfavourable conditions of replenishment, which arise at times, the tank is not able to meet all demands made on it, consequently projects for a supplementary tank or tanks are under preparation. The tank irrigated 1,524 acres as against 5,338 acres, the average of the previous triennium, the decrease being due to deficient storage owing to partial failure of monsoon. The gross assessed revenue amounted to Rs. 1,55,519 against Rs. 1,67,892, the average of the past three years. Fifty acres of sugarcane, more than the forecasted area, were allowed to be grown in connection with the new experimental method of planting it under the supervision of the Agricultural Department. As all the irrigators on the tank have taken to the method of planting sugarcane which is in vogue at Manjri Farm near Poona, it is not now necessary to give such a large area of sugarcane to the Agricultural Department.

THE JAMDA CANALS.

134. The area irrigated on these canals fell from 2,978 acres, the average of the previous triennium, to 1,828 acres, owing to the cancellation of rabi leases. The gross assessed revenue however rose from Rs. 11,341 to Rs. 14,578 which was due to realizations from sale of fruit from mango tree.

THE KRISHNA CANALS.

135. The capacity of the storage, *viz.*, Khodshi weir, for this canal has been found insufficient to supplement the discharge of the Krishna river and to adequately irrigate the crops dependent on the canal in the hot weather, and investigations are in progress for providing additional storage. The area irrigated on the canal was about 6,500 acres against an average 7,400 acres in the previous triennium and the gross assessed revenue was Rs. 56,000 which shows an increase of Rs. 7,600 over the average of the previous three years. The decrease in the area irrigated was due to timely and sufficient rainfall in the rabi season, which reduced the demand for canal water. The increase in the assessed revenue resulted from a larger area of highly rated crops being brought under irrigation.

OTHER WORKS.

136. On almost all the remaining works the area irrigated showed a decrease when compared with the average area irrigated in the previous triennium, consequently the gross assessed revenue fell. There was, however, an increase in the assessed revenue on the Lower Panjhra river works and the Bhatodi tank due to larger miscellaneous receipts and late replenishment on the works, respectively.

TOTAL AREA AND ASSESSMENT.

137. The area irrigated on all the works was 24,132 acres and the gross assessed revenue Rs. 3,30,047, the average of the previous triennium being 34,153 acres and Rs. 3,45,057 respectively.

(ii) WORKS FOR WHICH CAPITAL ACCOUNTS ARE NOT KEPT.

138. The total expenditure on extensions and improvements and maintenance and repairs to the bandharas, etc., in Satara, East Khandesh and West Khandesh Districts was Rs. 8,245. The area irrigated by these works was 9,674 acres.

3. DECCAN IRRIGATION DIVISION.

GENERAL REMARKS.

139. The year 1922-1923 was a normal one and the rainfall was upto the average over the whole area. The monsoon started well in the catchment of the principal storage reservoirs. It was however deficient in the canal tracts, especially in the months of July and August, when monsoon crops were most in need of water. This resulted in a very keen demand for canal water. Even during the month of September when rabi crops are sown, the rainfall in the canal tracts was unsatisfactory, and there was a rush for water for flooding before sowing rabi crops.

140. In the Ahmednagar District the condition of the country and people in general has greatly improved since the advent of the Godavari and Pravara Canals and the consequent establishment of the sugarcane industry. The labouring classes earn good wages, and on account of the scantiness of the local supply, labour is attracted from outside to the sugarcane areas and finds employment the whole year round.

141. It has been decided to introduce the perennial block system of irrigation on the Godavari and Pravara Canals and accordingly the classification of fields according to the nature of soil, etc., is in progress.

142. The sugarcane crop on both the Godavari and Pravara Canals was in good condition. Complaints, if any, were very few, and there is every reason to believe that the people were generally satisfied with the distribution of water. But the sugarcane cultivators received a very bad setback by the sudden fall in the price of 'Gul'. The advantages of concentrated areas are now fully realised by the Saswad Mali, and blocks of even up to 300 acres are sanctioned and leased out by these people.

143. Experiments are being continued on the Nira and Pravara Canals in entrusting the cultivators themselves with the distribution of water to their fields. The most important of these experiments is that being carried out, with the aid of a Venturi Meter, on an area of about 450 acres on the Nira Canal at Malegaon, where a regular organization has been possible. The progress of all these experiments is being watched with interest.

(i) WORKS FOR WHICH CAPITAL ACCOUNTS ARE KEPT.

Works in operation.

NIRA LEFT BANK CANAL AND SHETPHAL TANK.

144. This system forms part of a scheme which was one of the pioneer irrigation works in the Deccan and protects an extremely precarious tract in the Poona District.

145. The Canal system consists of:—

- (1) *A storage reservoir at Bhatghar* to impound 5,313 million cubic feet of water.
- (2) *A pick-up weir at Vir* on the Nira river about 17 miles downstream from Bhatghar.
- (3) *A Canal about 100 miles long* commanding a gross area of 274,447 acres and irrigating an area of from 60,000 to 80,000 acres annually. It was designed to carry 450 cubic feet per second, but the masonry works were built so as to admit of a discharge of 760 cubic feet per second, in case it was subsequently found desirable to enlarge the canal.
- (4) *The Shetphal Tank.*—This tank is situated at the tail of the canal for the purpose of storing the surplus monsoon flow of the canal which would otherwise go to waste and to utilise the water so stored during the dry season. Its capacity is 592 million cubic feet.

146. The whole system represents a capital outlay of Rs. 65.92 lakhs and is financially the most remunerative of the large protective irrigation works now in operation, being the only one which shows a profit after paying its interest charges. It has also enormously benefited a tract which in previous years suffered seriously from drought and famine.

147. During the year under report this system irrigated about 75,000 acres, yielding a gross revenue of about Rs. 6,85,000, or a probable net revenue of about Rs. 4,79,000 which works out to about 7 per cent. on the capital invested as compared with the average of 6.7 per cent. of the preceding three years. The area irrigated and the net revenue also approximate to the previous averages.

148. A form of long term water lease that is peculiar to this irrigation system and is being extended to other canals is the so-called "perennial block". It consists of a six-year agreement between the irrigation department and the lessee, under which the former guarantees the supply of water for the irrigation of sugarcane on the one-third of the area concerned and for the irrigation of other crops during the monsoon and rabi seasons on the remaining 2/3rd of the area. The lessee binds himself to pay a fixed sum depending on the area, whether water is taken or not. There are at present about 16,000 acres under "perennial block" agreements on the Nira Canal, on a third of which sugarcane cultivation is allowed.


149. Another form of long term agreement in vogue on this and other canals is the "eight months' lease", which mainly differs from the "perennial block" in that it concerns irrigation during the monsoon and rabi seasons only. Yet another modified form is adopted on some canals and applies solely to rabi irrigation.

150. The guarantee of water for the more valuable crops is the attraction offered by these long term agreements and the advantage to the department is the stability of irrigation during the important seasons of rabi and hot weather, and also a fixed revenue that can be depended upon.

MHASWAD TANK.

151. This irrigation tank is formed by means of an earthen dam across the Man river and has a storage capacity of over 2,600 million cubic feet. It is situated on the eastern border of the Satara District but irrigates lands in the Sholapur District. Though the capacity is considerable, the supply of water is not very reliable.

152. The area irrigated during the year was about 9,000 acres, the gross revenue over Rs. 59,000, and the probable net revenue about Rs. 36,000.



BHANDARDARA DAM.

Water Face of the Dam showing Sluice Pillars.

GODAVARI CANALS.

153. This is the first of the important irrigation works undertaken in the central Deccan for the protection of areas liable to famine, and was completed in 1915-16 at a cost of a little over one crore of rupees. The system comprises (i) a storage reservoir, called Lake Beale on the Darna river which is a tributary of the Godavari, (ii) a pick-up weir at Nandur Madhmeshwar on the latter river, and (iii) two canals, the Godavari Right and Left Bank Canals, taking off from the pick-up weir.

154. The Darna Dam, inclusive of the waste weir, is a little over a mile long and has a maximum height of 92 feet and a storage capacity of 7,763 million cubic feet.

155. The Godavari Right Bank Canal, which is the more important of the two canals, is 69 miles long and serves the northern tracts of the Ahmednagar District. The Left Bank Canal is 48 miles long and irrigates lands in the South of the Nasik District and North of the Ahmednagar District.

156. The development of irrigation on these canals is proceeding fully up to expectations. Sugarcane cultivation is steadily advancing, the total area of the latter crop irrigated during the year being about 7,500 acres, showing an increase of about 800 acres over the preceding year's figure. The *Gul* industry was new to the locality but the influx of expert growers from the Poona District, where sugarcane cultivation has long been practised on the Nira and Mutha Canals, has made the early establishment of the industry possible.

157. The area of all crops irrigated by this system was about 50,000 acres, yielding a gross revenue of about Rs. 6,19,000, or a probable net revenue of about Rs. 3,95,000, representing a return of about 3 per cent. on the capital cost. There was an increase in the area irrigated and in the revenue, compared with the average of the past three years, which is due partly to the extension of sugarcane cultivation and, partly to the increased demand for water during both the kharif and rabi seasons, owing to the unfavourable monsoon.

MUTHA CANALS AND MATOBA TANK.

158. This irrigation scheme completed in 1896-97 at a capital cost of about Rs. 65 lakhs consists of two canals, the Right and Left Bank Mutha Canals, of which the former is 70 miles and the latter 18 miles long. Both the canals take off direct from Lake Fife, a storage reservoir of nearly 4,000 million cubic feet capacity; the masonry dam which is about 3,400 feet long and 107 feet high, is on the Mutha river at Khadakvasla, about 10 miles south-west.

159. The Mutha Canals play a very important part in the welfare of Poona and the surrounding country; they furnish the Cantonment and the City with their supply of water and have, besides irrigating ordinary crops, greatly promoted the cultivation of fruits, vegetables, fodder and sugarcane within easy reach of a large city and an important military centre, there being about 1,700 acres under fruit and vegetables and about 1,400 acres under fodder crops. A small sugar factory is working at Phursangi.

160. This system irrigated about 26,400 acres during the year and earned a gross revenue of about Rs. 3,44,000 including the sale of water to the Cantonment and the City. The probable net revenue is about Rs. 2,28,000 giving a return of about 3½ per cent. on the capital invested, as compared with the average of 3 per cent. for the preceding three years. There was an increase of about 6,600 acres in the area irrigated and a consequent increase in the revenue compared with the average of the past three years, which is due, partly to the increased demand for water, during both the kharif and rabi seasons, owing to an unfavourable monsoon, and partly to the restoration to the full extent of the perennial area, which was reduced by 20 per cent. during the previous year.

161. On the Mutha Right Bank Canal the growth of aquatic weeds causes considerable trouble and it seriously affects the efficiency of the canal. A special study of weed prevention is being made and if the experiment proves successful the same method will be applied to other canals similarly affected.

162. The Matoba Tank is a tail tank receiving its main supply from the Mutha Right Bank Canal.

KADWA RIVER WORKS.

163. The Waghad Tank, with an earthen dam having a maximum height of 95 feet, is the main feature of this small scheme, and it supplies the Palkhed, Ojhar Tambat and Wadali Canals. The area irrigated during the year was about 8,000 acres, the gross revenue over Rs. 65,000, and the probable net revenue about Rs. 13,000.

Works under construction.

PRAVARA RIVER WORKS.

164. This system, which is still under construction comprises (i) a storage reservoir called Lake Arthur Hill on the Pravara river at Bhandardara, 29 miles by road from Igatpuri, (ii) a pick-up weir at Ojhar 50 miles down the river, and (iii) two canals named the Pravara Right and Left Bank Canals, 33 miles and 48 miles long respectively taking off from the weir.

165. The masonry dam will be 270 feet high and about 1,600 feet long. It was started in 1911 and has now reached a height of 260 feet. When completed the storage will amount to 10,831 millions cubic feet (to be increased to 12,894 million cubic feet when required) and will protect some of the lands most affected by famine in the Ahmednagar Collectorate. The culturable area under command is 1,82,976 acres, of which 57,000 acres are expected to be irrigated annually and 75,000 acres when the storage is increased.

166. The progress of the work was satisfactory. The work on the canals is practically completed and it is anticipated that the whole scheme will be completed in about 1924.

167. As work progresses irrigation is being extended. A large sugar factory owned by the Belapur Company has already started operations near Belapur Railway station. This concern will eventually bring about 2,000 acres under sugarcane every year out of about 6,000 acres which the Company have acquired. The area of all crops irrigated by these canals during the year was about 50,000 acres (of which about 1,700 acres were sugarcane) as against 35,000 acres in the previous year; the gross revenue was over 2,94,000, and the probable net revenue will be about Rs. 2,00,000.

168. The total estimated cost of the scheme is Rs. 151 lakhs inclusive of Establishment and Tools and Plant charges, etc., or Rs. 114 lakhs for works alone. The expenditure incurred during the year on "Works" was about Rs. 9 lakhs, bringing up the total up to date for "Works" to over 97½ lakhs of rupees.

169. The provision of a balancing tank of sufficient capacity at the head of the canal is a matter which is receiving careful attention as the existing basin at the Ojhar pick-up weir is too small to meet requirements and a larger storage is essential. The possibility of developing hydro-electric power, both at the foot of the dam at Bhandardara and at a point a little lower down the river, where a natural fall of about 200 feet exists, is also being kept in view in case there should be a demand.

GIRNA RIVER WORKS.

170. This is a comparatively small irrigation system in the Nasik Collectorate comprising a storage called the Chankapur Tank and the Girna Left Bank Canal about 19 miles long. The tank is situated on the Girna river, a tributary of the Tapi river, and is formed by a masonry dam 140 feet high. The total culturable area commanded by the canal is 25,300 acres.

171. The total irrigated during the year was over 7,600 acres and the gross assessed revenue was nearly Rs. 42,900 and the probable net revenue will be about Rs. 17,600.

LLOYD DAM AT BHATGHAR AND THE NIRA RIGHT BANK CANAL.

172. This irrigation work will, when completed, be the largest in the Deccan. Though the canal will depend for its supply upon a storage near Poona, and will pass through the northern tracts of the Satara Collectorate and the Phaltan State, it will mainly benefit the western portion of the Sholapur Collectorate, which is very liable to famine.

173. The project comprises the construction of a larger dam at Bhatghar, some thirty miles south of Poona. In October 1922 His Excellency Sir George Ambrose Lloyd, G.C.I.E., D.S.O., Governor of Bombay, visited Bhatghar and laid a stone to commemorate the naming of this dam after His Excellency. The Lloyd dam will replace the existing one, so as to increase the storage from 5,313 to 24,198 million cubic feet, and supply both the old Left Bank Canal and the new Right Bank Canal. Both canals take off from the head works at Vir on the Nira river, some 19 miles below Bhatghar. The Right Bank Canal will end near Mohod in the Sholapur Collectorate, the total length being about 110 miles, but it will supply water through distributaries up to Pandharpur.

174. The works were started in 1912 and though they passed through various vicissitudes consequent on the war, the improvement made in the progress of the construction in more recent times makes it possible to hope to commence irrigation in 1924 or 1925.

175. A volume of over 22½ lakhs of cubic feet of masonry was added to the dam, during the year, bringing the total done up to date to over 145½ lakhs and leaving a balance of 70 lakhs to be done. It is hoped to complete the dam in the year 1926, by which date the first 90 miles of the canal should also be approaching completion.


176. The total estimated cost of the scheme is Rs. 491 lakhs inclusive of all charges. The total expenditure incurred on works alone during the year amounted to a little over Rs. 26 lakhs, bringing the total outlay on work up to date to over Rs. 203 lakhs, against the estimated cost (of works alone) of Rs. 384 lakhs.

177. The storage at Bhatghar will provide sufficient head and discharge to produce electrical energy of over 3,000 Horse Power at the foot of the dam. Part of this energy is already developed and is being utilised for driving the machinery used for construction, such as mortar mills, stone crushers, workshop plant, etc., and for lighting and other purposes; the installation consists of 4 units of 256 Kilowatts each, the voltage being 2,000.




BHANDARDARA DAM.


View Across The Dam from Right Bank




LLOYD DAM.
View of Upstream
Face of the Dam,
Looking North.



LLOYD DAM.
View of the Dam
Downstream, Look-
ing North.




LLOYD DAM.
View of the Inter-
section of the 2
Dams showing
Masonry Arch to
exclude water.



LLOYD DAM.

December, 1922.

View from the North End—The Old Dam and lake are seen on the right hand side and the Lloyd Dam on the left hand side.



NIRA RIGHT BANK CANAL.
Down Stream View of Aqueduct No. 3.

NIRA VALLEY DEVELOPMENT PROJECT.

178. As the storage provided by the Lloyd Dam at Bhatghar will not suffice for the full development of irrigation on the two canals an amplified scheme for the Nira Valley Development which provides for widening and remodelling the Left Bank Canal and for building a new dam at Vir to supplement the supply from Bhatghar costing about Rs. 1,27.59 lakhs is under consideration of Government.

(ii) WORKS FOR WHICH CAPITAL ACCOUNTS ARE NOT KEPT.

179. These include numerous *bandharas* or weirs built across small streams to raise the level of the water sufficiently to enable it to command the lands to be irrigated. In all there are about 300 of these small works in the Nasik Collectorate alone, and there is also a large number in West Khandesh. The outlay on repairs and improvements amounted to about Rs. 35,000 during the year.

180. The supply of water from these *bandharas* was inadequate during the year and the agricultural results suffered thereby.

4.—SOUTHERN DIVISION.

(i) WORKS FOR WHICH CAPITAL ACCOUNTS ARE KEPT.

GOKAK CANAL.

181. The most important of the irrigation works in the Southern Division is the Gokak Canal. This system consists of a masonry weir across the Ghataprabha river at Dhupdal in the Belgaum District and a short length of canal taking off from the reservoir formed by the weir.

182. The water level of the Dhupdal storage reservoir, on 1st April 1922, was 17.82 feet, but it dropped to 6.25 feet on the 18th May 1922. The tank began to fill from 16th June and overflowed on the 27th June 1922. The highest flood occurred on 23rd July 1922 when the water reached 3.19 feet above the permanent crest of the weir (R.L. 2,008.06), and it is estimated at 71,172 cusecs, which is equal to a run off 0.10 inch per hour for the whole catchment area of 1,080 square miles.

183. At a cost of Rs. 1,710 the weir crest, 2,985 feet in length, was temporarily raised by 2 feet as usual, and the additional storage of 256 million cubic feet of water thereby obtained was useful for the irrigation of rabi crops and for meeting the demand of the Cotton Mills at Gokak.

184. The Mills and the M. & S. M. Railway Company were supplied with water according to agreements. The amount received from the Mills amounted to Rs. 14,313 and the sum recovered from the Railway was Rs. 361-8-0 at the rate of one anna for each engine watered and two annas a day for water supplied to the passengers. Owing to the shortage of water in the reservoir the Mills had to run on half supply for one month from 17th May to 18th June 1922.

185. Owing to the timely and well distributed rain there was not much demand for canal water resulting in a decrease of irrigation. The area irrigated and the assessment during the year was 8,711 acres and Rs. 42,590, respectively, against 10,359 acres and Rs. 47,780 of the previous year and 10,653 acres and Rs. 48,481, the average of the past three years.

DHARMA CANAL.

186. The monsoon of the year was favourable and gave a steady supply of water to the Dharma Canal and the tanks depending on it. The canal was open from 30th June to 1st December 1922. The area irrigated, *viz.*, 5,608 acres, was almost the same as, and the revenue assessed, *viz.*, Rs. 23,209, was a little over, the corresponding figure of the previous year.

187. The remaining works are a few small tanks irrigating from 50 to 600 acres and are situated chiefly in the Dharwar Irrigation District. The area irrigated on these works was about 2,500 acres.

TOTAL AREA IRRIGATED AND ASSESSMENT.

188. The total area irrigated on all the works was 16,820 acres and the gross assessed revenue Rs. 77,205, the average of the previous triennium being 18,209 acres and Rs. 80,648 respectively.

(ii) WORKS FOR WHICH CAPITAL ACCOUNTS ARE NOT KEPT.

189. Most of the irrigation works for which only Revenue accounts are kept are in the Dharwar District. They chiefly supplement rainfall, when it holds off, and irrigate rice. During the year 59 tanks were repaired at a total cost of Rs. 50,366, the average expenditure on such repairs during the previous triennium being Rs. 48,015.

190. The total area irrigated by these small tanks was nearly 99,000 acres and the irrigation share of the consolidated assessment amounted to nearly Rs. 2,66,400.

5.—SCIENTIFIC WORKS.

A—Engineering questions that have arisen.

191. Observations to ascertain losses by evaporation and absorption were made by means of iron tanks in certain tanks and reservoirs and the results are published in the "Annual Report of supplies of water available for irrigation works, etc., for the year 1922".

B—Special Irrigation District.

192. This charge deals with scientific investigations in connection with various problems related to irrigation from the Deccan Canals. The investigations are conducted in laboratories and on canals, experimental farms and private fields. The main problem has been to reclaim lands rendered unfit for cultivation due to water-logging and salt efflorescence, and to prevent the occurrence of these evils, especially in areas where sugarcane is grown. It has now been proved that the worst affected lands can be completely regenerated at a comparatively small cost by means of a system of permanent drains; combined, in the first few years, with the restoration of the physical texture of the soil with the aid of surface washing or leaching of the salts, suitable initial plantations, green manuring, admixture of coarse vegetable matter, etc.

193. The preventive measures against deterioration of land are based on lessons learnt from reclamation work. As the nature of the sub-soil decides whether any artificial drainage is required or not and how it is to be carried out, extensive sub-soil surveys are in progress.

194. The field of operations, which also include observations of levels of water in wells, covers the areas irrigated by the principal canals as well as those that are likely to be irrigated shortly. Several reclamation schemes have already been prepared and a few carried out. An important departure recently introduced is the execution of such schemes on co-operative lines, *i.e.*, the owners of the lands joining to finance the scheme and Government arranging for the necessary investigation and execution. The idea of utilizing the drainage water for irrigation purposes, as far as its salt contents will permit, is also being considered.

195. Another interesting investigation being conducted by the Special Irrigation District is with regard to the value of sewage effluent as a manure for various crops. For this purpose the effluent from the Poona City sewerage is conveyed through pipes to a farm where it is diluted with canal water and distributed both to experimental fields and to private lands. It is satisfactory to be able to record that the effluent has proved a very valuable form of manure, and one which the people greatly appreciate. It is observed that no deterioration in the physical condition of the soil is caused and that the outturn from crops is in no way inferior to that obtained by other methods of manuring. The effluent farm has an area of 64 acres, including about 40 acres of cane, under effluent treatment. Some 300 acres of private lands are being supplied with effluent.

196. The effluent farm possesses a turbine of 6 Horse Power installed on a fall of 10 feet occurring in an irrigational channel. With the aid of this power all the cane grown on the farm is crushed. The experience gained at the farm is being made use of in providing such small falls wherever possible on the Nira Right Bank Canal System with a view to the utilization thereof for driving agricultural machinery.

197. Several other matters connected with irrigation also receive attention at the farm, such as duties of various crops, experiments with water-measuring devices, etc., and it is worthy of note that an up-to-date Hydraulic Testing Station has been installed where meters, modules, etc., used on irrigation channels are tested.

198. Besides experimental work, the farm also serves as a demonstration ground to the neighbouring cultivators, who are gradually adopting farm practice as regards the dose of manure, etc. Various garden crops were also grown successfully under effluent. The experiments have proved that effluent is an exceedingly valuable manure.

C—River Gauging.

199. Wherever there is any possibility of developing irrigation, arrangements have been made to gauge the rivers and record the rainfall in the catchment areas. Experiments to ascertain the quantity of silt contained in the waters of some of the rivers were also made during the year. The results of all these observations and experiments are published in the "Annual Report of supplies of water available for irrigation works, etc., for 1922".

ADMINISTRATIVE ACCOUNTS
PUBLIC WORKS DEPARTMENT
(IRRIGATION)
BOMBAY PRESIDENCY
FOR THE YEAR
1922-23

TABLE OF CONTENTS.

	Name of Work.	No. 1 General Abstract of Financial Results.	No. 2 Capital Account.	No. 3 Revenue Account.	No. 4 Interest Account.	No. 5 Account of Indirect charges.	No. 6 Statement comparing charges to date with sanctioned estimate.
		Pages.	Pages.	Pages.	Pages.	Pages.	Pages.
	PRODUCTIVE.						
	<i>Sind.</i>						
	Review ...	3(a)					
1	Desert Canal ...	4 & 5	10	11	12	12	13
2	Unharwah ...	4 & 5	14	15	16	16	17
3	Begári Canal ...	4 & 5	18	19	20	20	20
4	Eastern Nára Canal ...	4 & 5	21	22	23	23	23
5	Jámrao Canal ...	4 & 5	24 & 25	26	27	27	27
6	Sukkur do. ...	4 & 5	28 & 29	30 & 31	31	32	32
7	Ghár do. ...	4 & 5	33	34 & 35	35	36	36
8	Alibhar Kacheri Canal ...	4 & 5	...	37	38	38	...
9	Márák Great do. ...	4 & 5	39	40	41	41	42
10	Sarfrázwah ...	4 & 5	...	43	44	44	...
11	Fuleli Canal ...	4 & 5	45	46 & 47	48	48	48
12	Hasanali Canal ...	4 & 5	...	49	50	50	...
13	Naulakhi Canal ...	4 & 5	...	51 & 52	53	53	54
14	Kalri Canal ...	4 & 5	55	56	57	57	58
15	Pinyari Canal ...	4 & 5	59	60	61	61	62
16	Indus Canals Right Bank ...	4 & 5	63	64	65	65	66
17	Indus Canals Left Bank ...	4 & 5	67	68	69	69	69
18	Sind Canals ...	4 & 5	70	71	72	72	73
19	Rajib, Chiti and Garang ...	4 & 5	74	75	76	76	77
20	Canals in Rohri ...	4 & 5	78	79	80	80	81
21	Chiti Canal ...	4 & 5	82	...	83	83	83
22	Sukkur Barrage ...	4 & 5	84	...	84	85	85
23	Garkino Canal ...	4 & 5	86	...	87	87	87
24	Arore Canal ...	4 & 5	88	...	89	89	89
	<i>Deccan and Gujarat.</i>						
25	Gadikeri Tank ...	4 & 5	...	90	91	91	...
26	Mavinkop Tank ...	4 & 5	...	92	93	93	...
27	Shahada Channel ...	4 & 5	94	95	96	96	96
	UNPRODUCTIVE.						
	<i>Sind.</i>						
28	Mahiwah ...	4 & 5	97	98	99	99	99
29	Dád Canal ...	4 & 5	100	101	102	102	102
30	Nasrat do. ...	4 & 5	103	104	105	105	105
31	Suttah do. ...	4 & 5	...	106	107	107	...
32	Baghar Canal ...	4 & 5	108	109	110	110	111
33	Seharwah Canal ...	4 & 5	112	...	113	113	113
	<i>Deccan and Gujarat.</i>						
34	Háthmati and Khári Cut Canals... ..	6 & 7	114 & 115	116	117	117	118
35	Wangroli Tank ...	6 & 7	119 & 120	121	122	122	123
36	Tránza Nagrama Tank ...	6 & 7	...	124	125	125	...
37	Sávli Tank ...	6 & 7	...	126	127	127	...
38	Sahiat do. ...	6 & 7	...	128	129	129	...
39	Futelao do. ...	6 & 7	...	130	131	131	...
40	Lower Pánjhra River Works ...	6 & 7	...	132	133	133	...
41	Hartála Tank ...	6 & 7	...	134	135	135	...
42	Mhasva do. ...	6 & 7	...	136	137	137	...
43	Jámnda Canal ...	6 & 7	138	139	140	140	141
44	Bhátodi Tank ...	6 & 7	...	142	143	143	...
45	Ekrúk do. ...	6 & 7	...	144	145	145	...
46	Koregaon do. ...	6 & 7	...	146	147	147	...
47	Ashti do. ...	6 & 7	148	149	150	150	151
48	Pathri do. ...	6 & 7	...	152	153	153	...
49	Krishna Canal ...	6 & 7	154	155 & 156	156	156 & 157	157

Name of Work.				No. 1 General Abstract of Financial Results.	No. 2. Capital Account.	No. 3 Revenue Account.	No. 4 Interest Account.	No. 5 Account of Indirect charges.	No. 6 Statement comparing charges to date with sanctioned estimate.
UNPRODUCTIVE—concl'd.				Pages.	Pages.	Pages.	Pages.	Pages.	Pages.
<i>Deccan and Gujarat—concl'd.</i>									
50	Mhasvad Tank	6 & 7	...	158 & 159	159	159	...
51	Revani Canal	6 & 7	...	160	161	161	...
52	Upper Man River Works	6 & 7	...	162	163	163	...
53	Yerla River Irrigation Works	6 & 7	164 & 165	166	167	167	167
54	Chikhli Canal	6 & 7	...	168	169	169	...
55	Maini Tank	6 & 7	...	170	171	171	...
56	Muchkundi Tank	6 & 7	...	172	173	173	...
57	Gokák Canal—First Section and Storage Works	6 & 7	...	174	175	175	...
58	Dambal Tank	6 & 7	...	176	177	177	...
59	Medleri do.	6 & 7	...	178	179	179	...
60	Madag do.	6 & 7	...	180	181	181	...
61	Asundi do.	8 & 9	...	182	183	183	...
62	Dharma Canal	8 & 9	184	185	186	186	186
63	Kádva River Works	8 & 9	...	187 & 188	188	188	...
64	Chankápur Tank	8 & 9	189 & 190	191	192	192	192
65	Pravara River Works—Lákh Canal	8 & 9	...	193 & 194	194	194	...
66	Godávari Canal	8 & 9	195	196	197	197	197
67	Pravara River Canal	8 & 9	198 & 199	200	201	201	202
68	Parsul Tank	8 & 9	...	203	204	204	...
69	Pravara Left Bank Canal	8 & 9	...	205	206	206	...
70	Mutha Canals, including Mátoba Tank	8 & 9	207 & 208	209 & 210	210	211	211
71	Nira Canal and Shetphal Tank	8 & 9	212 & 213	214 & 215	216	216	217
72	Kásurdi Tank	8 & 9	...	218	219	219	...
73	Shirsuphal do.	8 & 9	...	220	221	221	...
74	Bhádvalvádi do.	8 & 9	...	222	223	223	...
75	Máládevi do.	8 & 9	224	224	224
76	Budhihal do.	8 & 9	225	...	226	226	226
77	Nira Right Bank Canal	8 & 9	227 & 228	...	229	229	229
78	Revision of the Gokák Canal Extension Project.	8 & 9	230	...	230	231	231
79	Victoria Tank	8 & 9	232	...	233	233	233
80	Suki River	8 & 9	234	234	234
81	Gokák Canal—Second Section	8 & 9
82	Works for which only Revenue Accounts are kept—Sind	8 & 9	...	235	...	236	...

**Review of the Administrative Accounts of the Bombay Presidency
Irrigation Branch for the year 1922-23 as required by Article 328
of the Account Code (1st Edition).**

1. Cases in which a change of classification of Projects from Productive to Unproductive or *vice versa* is necessary.

The percentage of return on sum at charge for the last three years in the case of the following three Canals is as given below :—

	1920-21.	1921-22.	1922-23.
Eastern Nara Canal	2.25
Jamrao Canal	2.03	3.55
Mavinkop Tank	3.31

Although the percentage of return for the Eastern Nara Canal during the years 1918-19, 1919-20 and 1920-21 was below 4 per cent., the project was classified as Productive in the statement appended to G.R. (P.W.D.) No. 509, dated 16th September 1922 in view of figures for previous six years, *i. e.*, 1912-13 to 1917-18.

In view of the fall in the percentage of return in the case of Jamrao Canal and Mavinkop Tank for the last three years, it is for Government to change their classification from "Productive" to "Unproductive".

The percentage of return for the last three years in the case of Nira Canal and Shetphal Tank is as under :—

1920-21.	1921-22.	1922-23.
8.75	7.16	7.13

In view of the percentage increase it is for Government to change its classification from 'Unproductive' to 'Productive'.

2. Cases in which an abnormal increase under 'Working Expenses' is not accompanied by an adequate increase in the Receipts or (3) cases in which Receipts show a marked decline and there is no known reason for this.

There is no case under these classes during the year under report.

J. STUART MILNE,
Accountant General.

IRRIGATION BRANCH.

PUBLIC WORKS
ADMINISTRATIVE ACCOUNTS

No. I.—General Abstract of Financial Results of Irrigation, Navigation, Embankment and

Name of Projects.	COST OF CONSTRUCTION AS NOW ESTIMATED.			CAPITAL OUTLAY.						GROSS
	Direct Charges.	Indirect Charges.	Total.	During the year.			To end of year.			Direct Receipts.
				Direct Charges.	Indirect Charges.	Total.	Direct Charges.	Indirect Charges.	Total.	
1	2	3	4	5	6	7	8	9	10	11
PRODUCTIVE.	Rs.	Rs.	Rs.	Rs.	Rs.	Rs.	Rs.	Rs.	Rs.	Rs.
A.—IRRIGATION WORKS.										
SIND.										
Works in Operation.										
Desert Canal	26,56,858	80,066	27,36,924	1,320	39	1,359	26,56,621	80,054	27,36,675	1,16,237
Unharwah	7,70,854	20,862	7,91,716	2,804	82	2,886	7,70,854	20,862	7,91,716	1,994
Begari Canal	23,86,873	78,919	24,65,792	-1,220	-36	-1,256	23,86,873	78,919	24,65,792	38,793
Eastern Nara Canal	89,68,764	3,21,327	92,90,091	6,08,608	23,313	6,31,921	78,48,365	2,75,940	81,24,305	15,142
Jamrao Canal	89,06,139	2,71,034	91,77,173	4,69,068	14,622	4,83,690	92,97,036	2,83,470	95,80,506	23,198
Sukkur Canal	14,22,965	63,048	14,86,013	42,253	1,245	43,498	14,18,305	63,006	14,81,311	4,823
Ghar Canal	6,43,006	34,730	6,77,736	28,177	830	29,007	6,32,369	34,353	6,66,722	17,134
Alibhar Kacheri Canal	1,03,430	3,739	1,07,169	1,03,430	3,739	1,07,169	1,520
Great Marak Canal	4,39,070	16,613	4,55,683	8,916	386	9,302	4,27,672	15,597	4,43,569	7,258
Sarfrazwah	1,18,559	6,121	1,24,680	1,18,559	6,121	1,24,680	4,381
Puleli Canal	27,52,796	1,00,653	28,53,449	2,51,444	11,698	2,63,142	25,50,269	97,274	26,47,543	66,723
Hasanali Canal	2,89,929	14,876	3,04,805	2,89,929	14,876	3,04,805	432
Naulakhi Canal	12,17,935	44,619	12,62,554	5,112	33	5,145	877
Kalri Canal	71,855	1,394	73,249	898	26	924	71,218	1,370	72,588	675
Pinyari Canal	6,20,207	16,368	6,36,575	13,348	394	13,742	6,03,433	15,781	6,19,264	4,756
Indus Canals Right Bank	86,927	1,833	88,760	86,927	1,833	88,760	341
Indus Canals Left Bank	2,52,978	5,960	2,58,938	2,52,978	5,960	2,58,938	1,214
Sind Canals	8,13,182	10,217	8,23,399	8,13,182	10,217	8,23,399	4,655
Rajib Chiti and Garang	2,59,516	3,670	2,63,186	2,59,516	3,670	2,63,186	963
Canals in Rohri	1,66,383	2,684	1,69,067	1,66,383	2,684	1,69,067	4,016
Works under Construction.										
Chiti Canal	5,934	200	6,134	5,742	170	5,912	5,742	170	5,912	...
Sukkur Barrage	11,04,499	...	11,04,499	4,14,410	25,033	4,39,443	7,94,507	47,781	8,42,288	...
Garkino Canal	91,745	2,991	94,736	22,836	674	23,560	22,836	674	23,560	...
Arora Canal	13,882	455	14,337	13,454	396	13,850	13,454	396	13,850	...
Total Sind	3,41,99,286	11,02,379	3,53,01,665	18,82,108	78,872	19,60,980	3,16,00,670	10,65,080	3,26,65,750	3,15,138
DECCAN AND GUJARAT.										
Gadikeri Tank	16,363	555	16,918	16,363	555	16,918	...
Mavinkop Tank	30,185	3,319	33,504	30,185	3,319	33,504	...
Shahade Channel	62,031	4,503	66,534	62,031	4,503	66,534	3,355
Total, Deccan and Gujarat	1,08,579	8,377	1,16,956	1,08,579	8,377	1,16,956	3,355
Total Productive Works	3,43,07,865	11,10,756	3,54,18,621	18,82,108	78,872	19,60,980	3,17,09,249	10,73,457	3,27,82,706	3,18,493
UNPRODUCTIVE.										
SIND.										
Works in Operation.										
Mabiwah	13,95,263	59,261	14,54,524	8,816	252	9,068	13,89,708	59,044	14,48,752	4,267
Dad Canal	25,92,973	99,122	26,92,095	20,015	866	20,881	25,55,578	94,602	26,80,180	1,056
Nasrat Canal	18,08,116	58,208	18,66,324	2,803	122	2,925	18,06,847	58,206	18,65,053	125
Suttah Canal	1,74,028	6,051	1,80,079	1,74,028	6,051	1,80,079	-8
Baghar Canal	2,30,870	5,034	2,35,904	2,30,870	5,034	2,35,904	4,639
Works under Construction.										
Scharwah Canal	8,57,487	22,038	8,79,525	-636	-18	-654	28,395	537	28,932	...
Total, Sind	70,58,737	2,49,714	73,08,451	30,998	1,222	32,220	62,15,426	2,23,474	64,38,900	10,079
Carried over	70,58,737	2,49,714	73,08,451	30,998	1,222	32,220	62,15,426	2,23,474	64,38,900	10,079
	3,43,07,865	11,10,756	3,54,18,621	18,82,108	78,872	19,60,980	3,17,09,249	10,73,457	3,27,82,706	3,18,493

Note (1).—Direct charges under Working Expenses include share of collection charges in the Civil Department calculated

Bombay, 2nd February 1924.

BOMBAY PRESIDENCY.

DEPARTMENT.

FOR THE YEAR 1922-1923.

Drainage Works for which separate Revenue Accounts are kept.

REVENUE DURING THE YEAR.		WORKING EXPENSES DURING THE YEAR.			NET RESULT (EXCLUDING INTEREST) FOR THE YEAR.				Simple Interest for the year at 6 per cent. during the year.	NET RESULTS (INCLUDING INTEREST) FOR THE YEAR.			
Portion of Land Revenue due to works.	Total.	Direct Charges.	Indirect Charges.	Total	Net receipts (or excess Revenue).	Net payments (or deficit).	Rate per cent.			Excess revenue (or profit).	Deficit (or loss).	Rate per cent.	
							Of Net Receipts	Of Net Payments.				Of excess revenue.	Of deficit.
12	13	14	15	16	17	18	19	20	21	22	23	24	25
Rs.	Rs.	Rs.	Rs.	Rs.	Rs.	Rs.	Rs.	Rs.	Rs.	Rs.	Rs.	Rs.	Rs.
4,56,162	5,72,899	2,02,657	7,709	2,10,366	8,63,033	...	13-23	...	88,641	2,73,392	...	9-99	...
2,52,444	2,54,438	82,838	2,960	85,298	1,69,140	...	21-36	...	25,616	1,43,524	...	18-13	...
7,71,015	8,09,808	3,91,205	15,469	4,06,674	4,03,134	...	16-35	...	79,714	3,23,420	...	13-12	...
5,27,783	5,42,925	8,40,731	18,970	8,59,701	1,83,224	...	2-35	...	2,67,323	...	84,099	...	1-03
9,00,720	9,23,918	5,48,375	35,689	5,84,064	8,39,864	...	3-55	...	8,11,649	28,205	...	0-29	...
2,24,128	2,24,957	1,27,455	5,076	1,32,530	96,427	...	6-51	...	47,158	49,269	...	3-33	...
9,05,039	9,22,173	8,31,835	12,364	8,44,199	5,77,974	...	88-69	...	22,064	5,55,910	...	89-38	...
10,894	12,414	4,519	457	4,976	7,438	...	6-94	...	5,168	2,270	...	2-13	...
138,559	1,45,817	74,515	4,678	79,193	66,624	...	15-02	...	18,722	47,902	...	10-80	...
6,38,469	42,810	24,973	1,570	26,543	16,307	...	13-08	...	8,942	12,365	...	9-92	...
1,74,587	7,41,260	3,04,362	19,993	3,24,355	4,16,905	...	15-75	...	91,896	3,25,509	...	12-29	...
39,994	40,426	41,478	2,552	44,030	...	3,604	...	1-18	9,641	...	13,245	...	4-34
48,357	1,49,234	53,946	2,840	56,786	92,448	...	179 6-85a	...	170	92,278
44,830	45,005	48,156	1,343	49,499	...	4,494	...	6-19	2,488	...	6,982	...	9-62
2,69,072	2,73,928	1,59,018	4,220	1,63,238	1,10,590	...	17-86	...	21,957	88,633	...	14-31	...
69,718	70,059	29,962	763	30,725	39,354	...	44-31	...	3,855	35,479	...	39-97	...
1,09,481	1,10,695	56,571	1,477	58,048	52,647	...	20-33	...	9,364	43,283	...	16-71	...
3,21,863	3,26,018	1,00,801	2,408	1,03,009	2,23,009	...	26-92	...	29,388	1,93,626	...	23-37	...
1,04,068	1,05,031	26,936	613	27,549	77,482	...	21-14	...	8,319	68,663	...	26-08	...
1,69,503	1,73,519	1,06,932	2,859	1,09,791	63,728	...	37-69	...	6,593	57,135	...	33-79	...
...	157	...	157	...	2-65
...	32,190	...	32,190	...	3-83
...	627	...	627	...	2-66
...	369	...	369	...	2-66
61,75,636	64,90,774	30,56,565	1,44,009	32,00,574	32,90,200	...	10-07	...	10,87,006	22,03,194	...	6-74	...
2,355	2,355	1,735	141	1,866	489	...	2-89	...	544	...	55	...	0-32
2,022	2,022	725	50	775	1,247	...	3-72	...	1,004	243	...	0-73	...
6,561	8,916	1,881	113	1,994	6,922	...	10-40	...	2,086	4,836	...	7-27	...
9,938	13,293	4,331	304	4,635	8,653	...	7-40	...	3,634	5,024	...	4-29	...
61,85,574	65,04,067	30,60,896	1,44,313	32,05,209	32,98,858	...	10-06	...	10,90,640	22,08,218	...	6-73	...
55,576	59,843	72,124	2,017	74,141	...	14,398	...	0-99	46,156	...	60,454	...	4-17
2,56,531	2,56,587	1,29,815	5,122	1,34,937	1,21,660	...	4-54	...	85,620	36,030	...	1-34	...
1,71,581	1,71,706	1,15,667	4,648	1,20,315	51,391	...	2-75	...	59,904	...	8,513	...	0-45
21,294	21,286	10,831	228	11,059	10,237	...	5-68	...	5,787	4,440	...	2-41	...
74,391	79,030	48,622	1,302	49,924	29,106	...	12-34	...	7,810	21,296	...	9-02	...
...	1,573	...	1,573	...	5-47
5,73,373	5,88,452	3,77,059	13,317	3,90,376	1,98,076	...	3-08	...	2,06,850	...	8,774	...	0-14
5,73,373	5,88,452	3,77,059	13,317	3,90,376	1,98,076	2,06,850	...	8,774
61,85,574	65,04,067	30,60,896	1,44,313	32,05,209	32,98,858	10,90,640	22,08,218

At certain percentages fixed by Government, but which are not adjusted in the Finance Accounts.

(a) High percentage is due to capital outlay on old works not brought forward as the sanction to reclassification of the Canal under the head "63" has not yet been received.

* At 3-325 per cent. on direct capital expenditure to end of 1916-1917 and at 5-25 per cent. on subsequent expenditure.

IRRIGATION BRANCH.

PUBLIC WORKS
ADMINISTRATIVE ACCOUNTS

No. 1.—General Abstract of Financial Results of Irrigation, Navigation, Embankment

Name of Projects.	COST OF CONSTRUCTION AS NOW ESTIMATED.			CAPITAL OUTLAY.						Gross
	Direct Charges.	Indirect Charges.	Total.	During the year.			To end of year.			Direct Receipts.
				Direct Charges.	Indirect Charges.	Total.	Direct Charges.	Indirect Charges.	Total.	
1	2	3	4	5	6	7	8	9	10	11
Brought forward ...	Rs. 3,43,07,865	Rs. 11,10,756	Rs. 3,54,18,621	Rs. 18,82,108	Rs. 78,872	Rs. 19,60,980	Rs. 3,17,09,249	Rs. 10,73,457	Rs. 3,27,82,706	Rs. 3,18,493
	70,58,737	2,49,714	73,08,451	30,998	1,222	32,220	62,15,426	2,23,424	64,38,900	10,079
UNPRODUCTIVE.										
A.—IRRIGATION WORKS.										
DECCAN AND GUJARAT.										
<i>Works in operation.</i>										
Hathamti and Kharicut Canal ...	12,43,648	75,081	13,18,729	1,895	66	1,961	12,43,648	75,081	13,18,729	40,112
Wangroli Tank ...	2,42,512	50,783	2,93,295	2,285	80	2,365	2,42,512	50,783	2,93,295	7,154
Transa-Nagarama Tank ...	2,38,032	42,603	2,80,635	2,38,032	42,603	2,80,635	1,205
Savli do. ...	2,34,179	21,031	2,55,210	2,34,179	21,031	2,55,210	11,520
Sahyat do. ...	1,58,452	25,577	1,84,029	1,58,452	25,577	1,84,029	2,083
Futelao do. ...	1,07,356	9,105	1,16,461	1,07,356	9,105	1,16,461	327
Lower Panjhra River Works .	4,45,382	23,239	4,68,621	4,45,382	23,239	4,68,621	18,537
Hartala Tapk ...	47,948	25,434	73,382	47,948	25,434	73,382	754
Mhasva Tank ...	1,28,781	10,175	1,38,956	1,28,781	10,175	1,38,956	2,576
Jamda Canal ...	9,91,178	49,911	10,41,089	2,958	90	3,048	9,94,136	50,001	10,44,137	16,881
Bhatodi Tank ...	3,52,685	27,022	3,79,707	3,52,685	27,022	3,79,707	12,333
Ekrak Tank ...	12,28,117	1,12,269	13,40,386	12,28,117	1,12,269	13,40,386	1,69,042
Koregaon Tank ...	37,923	1,266	39,189	37,923	1,266	39,189	1,227
Ashti Tank ...	7,62,463	79,217	8,41,680	2,692	82	2,774	7,69,742	79,123	8,38,865	28,954
Pathri Tank ...	6,27,825	15,021	6,42,846	6,27,825	15,021	6,42,846	10,212
Krishna Canal ...	8,95,262	51,507	9,46,769	8,92,977	51,482	9,44,459	66,004
Mhaswad Canal ...	20,05,553	90,463	20,96,016	20,05,553	90,463	20,96,016	57,478
Revani Canal ...	56,771	3,040	59,811	56,771	3,040	59,811	2,516
Upper Man River Works ...	4,15,835	23,451	4,39,286	4,15,835	23,451	4,39,286	5,637
Yerla River Irrigation Works.	7,27,556	45,571	7,73,127	8,014	243	8,257	7,27,556	45,571	7,73,127	20,976
Chikhli Canal ...	53,803	3,639	57,442	53,803	3,639	57,442	1,480
Maini Tank ...	4,62,125	25,525	4,87,650	4,62,125	25,525	4,87,650	10,078
Muchkundi Tank ...	1,40,217	18,490	1,58,707	1,40,217	18,490	1,58,707	167
Gokak Canal, First Section and Storage Works ...	13,01,750	80,172	13,81,922	13,01,750	80,172	13,81,922	76,002
Dambal Tank ...	60,847	3,133	63,980	60,847	3,133	63,980	1,461
Medleri Tank ...	78,354	3,038	81,392	78,354	3,038	81,392	271
Madag Tank ...	1,61,248	6,350	1,67,598	1,61,248	6,350	1,67,598	3,177
	1,82,05,802	9,22,113	1,91,27,915	— 17,844	561	18,405	1,82,03,754	9,22,084	1,91,25,838	5,68,104
Carried over ...	70,58,737	2,49,714	73,08,451	30,998	1,222	32,220	62,15,426	2,23,474	64,38,900	10,079
	3,43,07,865	11,10,756	3,54,18,621	18,82,108	78,872	19,60,980	3,17,09,249	10,73,457	3,27,82,706	3,18,493

Note.—Direct Charges under Working Expenses include share of collection charges in the Civil Department

BOMBAY PRESIDENCY.

DEPARTMENT.

FOR THE YEAR 1922-23.

and Drainage Works for which separate Revenue Accounts are kept.

RECEIPTS DURING YEAR.		WORKING EXPENSES DURING THE YEAR.			NET RESULTS (EXCLUDING INTEREST) FOR THE YEAR.				Simple Interest for the year at per cent. during the year.	NET RESULTS (INCLUDING INTEREST) FOR THE YEAR.			
Portion of Land Revenue due to works.	Total.	Direct Charges.	Indirect Charges.	Total.	Net receipts (or Excess revenue).	Net payment (or deficit).	Rate per cent.			Excess revenue (or profit).	Deficit (or loss).	Rate per cent.	
							Of Net Receipts.	Of Net Payments.				Of excess revenue.	Of deficit.
12	13	14	15	16	17	18	19	20	21	22	23	24	25
Ra. 61,85,574	Ra. 65,04,067	Ra. 30,60,896	Ra. 1,44,313	Ra. 32,05,209	Ra. 32,98,858	Ra. ...	Ra. ...	Ra. ...	Ra. 10,90,640	Ra. 22,08,218	Ra. ...	Ra. ...	Ra. ...
5,78,373	5,88,452	3,77,059	13,317	3,90,376	1,98,076	2,06,850	...	8,774
...	40,112	32,437	1,072	33,509	6,603	...	0.50	...	41,359	...	34,756	...	2.63
7,102	14,256	8,735	268	9,003	5,253	...	1.79	...	8,078	...	2,825	...	0.96
...	1,205	2,833	98	2,931	...	1,726	...	0.62	7,915	...	9,641	...	3.43
...	11,520	6,320	203	6,522	4,998	...	1.96	...	7,787	...	2,789	...	1.09
3,666	5,749	6,737	219	6,956	...	1,307	...	6.66	5,369	...	6,476	...	3.51
...	327	1,774	62	1,836	...	1,509	...	1.30	3,570	...	5,079	...	4.36
9,947	23,484	4,878	238	5,116	23,368	...	4.99	...	14,810	8,558	...	1.82	...
...	754	959	54	1,013	...	259	...	0.35	1,594	...	1,853	...	2.52
...	2,576	2,139	117	2,256	320	...	0.23	...	4,382	...	3,963	...	2.85
...	16,331	6,031	323	6,354	10,027	...	0.96	...	33,040	...	23,013	...	2.20
5,361	18,194	4,797	188	4,985	13,309	...	3.48	...	11,727	1,482	...	0.39	...
...	1,69,042	18,714	635	19,249	1,49,793	...	11.18	...	40,837	1,08,956	...	8.12	...
...	1,237	1,453	69	1,522	...	295	...	0.75	1,261	...	1,556	...	3.97
...	23,954	8,737	382	9,119	19,835	...	2.36	...	25,248	...	5,413	...	0.64
...	10,212	6,662	307	6,969	3,243	...	0.50	...	20,876	...	17,633	...	2.74
...	66,004	21,419	810	23,229	43,775	...	4.63	...	29,694	14,081	...	1.4	...
...	57,478	19,331	1,331	20,662	36,816	...	1.75	...	66,688	...	29,872	...	1.42
...	2,516	3,708	175	3,883	...	1,307	...	2.28	1,888	...	3,255	...	5.44
...	5,637	4,524	208	4,732	905	...	0.21	...	13,927	...	12,922	...	2.94
...	20,976	13,159	594	13,753	7,223	...	0.93	...	24,146	...	16,923	...	2.80
...	1,480	2,382	113	2,495	...	1,015	...	1.77	1,789	...	2,804	...	4.83
...	10,078	6,427	290	6,717	3,361	...	0.6	...	15,367	...	12,006	...	2.46
...	107	1,472	97	1,569	...	1,462	...	0.92	4,663	...	6,125	...	3.66
...	76,002	13,054	703	13,757	62,245	...	4.50	...	43,286	18,959	...	1.37	...
916	2,877	2,192	197	2,389	...	12	...	0.02	2,023	...	2,035	...	3.19
...	271	1,143	107	1,250	...	979	...	1.20	2,605	...	2,584	...	4.40
...	3,177	2,153	190	2,343	834	...	0.49	...	5,362	...	4,528	...	2.70
26,992	5,95,096	2,04,170	8,949	2,13,119	3,81,977	4,38,991	...	57,014
4,78,373	5,88,452	3,77,059	13,317	3,90,376	1,98,016	2,06,350	...	8,774
61,85,574	65,04,067	30,60,896	1,44,313	32,05,209	32,98,858	10,90,640	22,08,218

calculated at certain percentages fixed by Government, but which are not adjusted in the Finance Accounts.

* At 5.25 per cent. on direct capital expenditure to end of 1916-1917 and at 5.48 per cent. on subsequent expenditure.

IRRIGATION BRANCH.

PUBLIC WORKS

ADMINISTRATIVE ACCOUNTS

No. 1.—General Abstract of Financial Results of Irrigation, Navigation, Embankment

Name of Projects.	COST OF CONSTRUCTION AS NOW ESTIMATED.			CAPITAL OUTLAY.						Gross THE
	Direct Charges.	Indirect Charges.	Total.	During the year.			To end of previous year.			Direct Receipts.
				Direct Charges.	Indirect Charges.	Total.	Direct Charges.	Indirect Charges.	Total.	
1	2	3	4	5	6	7	8	9	10	11
Brought forward	Rs. 3,48,07,865	Rs. 11,10,756	Rs. 3,54,18,621	Rs. 18,82,108	Rs. 78,872	Rs. 19,60,980	Rs. 3,17,09,249	Rs. 10,73,457	Rs. 3,27,82,706	Rs. 3,18,493
	70,58,737	2,49,714	73,08,451	30,998	1,223	32,220	62,15,426	2,23,474	64,38,900	10,079
	1,32,05,802	9,23,113	1,41,27,915	17,844	561	18,405	1,32,03,754	9,22,084	1,41,25,838	5,68,104
UNPRODUCTIVE.										
A.—IRRIGATION WORKS.										
in Operation.										
DECCAN AND GUJARAT— contd.										
Asundi Tank	60,741	14,254	74,995	60,741	14,254	74,995	896
Dhar sa Canal	95,509	2,323	97,832	95,509	2,323	97,832	1,220
Kadwa River Works... ..	9,71,741	62,450	10,34,191	9,71,741	62,450	10,34,191	53,341
Chankapur Tank	19,81,543	67,256	20,48,799	7,379	1,382	8,761	19,75,451	68,013	20,43,464	35,266
Pravara River Works—Laki Canal	3,52,446	19,445	3,71,891	3,52,446	19,445	3,71,891	1,742
Godáveri Canal	96,91,901	4,94,477	1,01,86,378	28,523	2,783	31,311	97,44,735	4,93,215	1,02,42,950	5,38,406
Pravara Canal	1,34,02,491	6,46,975	1,40,49,466	11,20,519	42,105	11,62,624	1,22,88,571	4,00,053	1,26,88,624	55,644
Parsul Tank	2,11,995	6,951	2,18,946	2,08,007	6,988	2,14,995	5,404
Pravara Left Bank Canal	3,24,317	23,233	3,47,550	3,24,317	23,233	3,47,550	1,11,021
Mutha Canal including Matoba Tank	62,44,749	2,95,316	65,40,065	62,44,640	2,95,313	65,39,953	3,59,321
Nira Canal and Shetphal Tank	62,29,930	3,70,751	66,00,681	20,171	726	20,897	62,47,582	3,73,308	66,20,885	7,57,171
Kasurdi Tank	40,812	4,778	45,590	40,812	4,778	45,590	1,480
Shirsupal Tank	2,12,199	12,369	2,24,568	2,12,199	12,369	2,24,568	3,659
Bhadalwadi Tank	2,13,115	14,307	2,27,422	2,13,115	14,307	2,27,422	13,165
Works under construction.										
Maladevi Tank	3,04,671	9,903	3,14,574	3,02,040	9,888	3,11,928	...
Budhihal Tank	13,98,529	56,091	14,54,620	342	29	365	4,92,092	18,359	5,10,451	...
Nira Right Bank Canals	2,50,09,263	8,00,631	2,58,09,894	37,84,646	1,29,948	39,14,593	2,62,06,833	7,05,846	2,69,12,679	...
Gokak Canal Survey... ..	31,500	...	31,500	57,350	2,614	59,964	60,722	2,750	63,472	...
Victoria Tank	4,37,530	23,473	4,61,003	94	1	93	62,743	4,023	66,771	...
Suki River	15,139	385	15,524	...
Works in Abeyance— Gokak Canal 2nd Section...	1,78,001	13,994	1,91,995	1,76,306	13,978	1,90,284	...
Total Deccan and Gujarat	8,05,98,785	38,61,090	8,44,59,875	50,36,685	1,80,138	52,16,823	7,94,99,495	34,72,362	8,29,71,857	25,05,840
Total Unproductive	8,76,57,522	41,10,804	9,17,68,326	50,67,683	1,81,360	52,49,043	8,57,14,921	36,95,836	8,94,10,757	25,15,919
Grand Total	12,19,66,387	52,21,660	12,71,86,947	69,49,791	2,60,232	72,10,023	11,74,24,170	47,69,293	12,21,93,463	28,34,412
Works for which only revenue accounts are kept, Sind	34,769

NOTE.—Direct Charges under Working Expenses include share of collection charges in the Civil Department

No. Bk.—
2274

201-1

Submitted to the Auditor General, Delhi, in continuation of this Office Endorsement No. Bk.—dated 18th December 1923.

2256

Bombay, 2nd February 1924.

DEPARTMENT.

BOMBAY PRESIDENCY.

FOR THE YEAR 1922-23.

and Drainage Works for which separate Revenue Accounts are kept.

RECEIPTS DURING YEAR.		WORKING EXPENSES DURING THE YEAR.			NET RESULTS (EXCLUDING INTEREST) FOR THE YEAR.				Simple Interest for the year at per cent. during the year.	NET RESULTS (INCLUDING INTEREST) FOR THE YEAR.			
Portion of Land Revenue due to works.	Total.	Direct Charges.	Indirect Charges.	Total.	Net receipts (or excess revenue).	Net payments (or deficit).	Rate per cent.			Excess revenue (or profit).	Deficit (or loss).	Rate per cent.	
							Of Net Receipts.	Of Net Payments.				Of excess revenue.	Of deficit.
12	13	14	15	16	17	18	19	20	21	22	23	24	25
Rs.	Rs.	Rs.	Rs.	Rs.	Rs.	Rs.	Rs.	Rs.	Rs.	Rs.	Rs.	Rs.	Rs.
61,85,574	65,04,067	30,60,396	1,44,813	32,05,209	32,98,858	10,90,640	22,08,218
5,78,373	5,88,452	8,77,059	18,317	8,90,376	1,98,076	2,06,850	...	8,774
26,992	5,95,096	2,04,170	8,949	2,13,119	3,81,777	4,38,991	...	57,014
687	1,583	637	49	676	907	...	1.21	...	2,020	...	1,118	...	1.48
2,474	1,254	1,067	141	1,208	...	2,462	...	2.52	3,390	...	5,852	...	5.98
594	53,985	26,060	1,611	27,671	26,264	...	2.54	...	32,313	...	6,048	...	0.58
...	36,266	25,431	1,619	27,050	8,216	...	0.40	...	68,381	...	60,165	...	2.94
225	1,967	4,006	263	4,271	...	2,304	...	0.62	11,720	...	14,024	...	3.77
...	5,38,406	2,45,177	14,626	2,59,803	2,78,603	...	2.72	...	3,28,071	...	49,468	...	0.48
...	55,644	42,735	2,680	45,435	10,209	...	0.08	...	5,01,709	...	4,91,500	...	3.87
...	5,404	1,447	80	1,527	3,877	...	1.80	...	6,917	...	3,040	...	1.41
76	1,11,097	68,093	4,177	72,270	38,827	...	11.17	...	10,784	28,043	...	8.07	...
52	3,59,378	1,35,280	9,536	1,44,816	2,14,567	...	3.28	...	2,07,354	7,208	...	0.11	...
...	7,57,171	1,96,840	12,178	2,09,016	5,48,155	...	8.28	...	2,10,443	3,37,712	...	5.10	...
...	1,480	884	67	951	529	...	1.16	...	1,357	...	828	...	1.82
...	3,659	2,748	197	2,945	714	...	0.32	...	7,056	...	6,342	...	2.82
...	13,165	8,761	255	4,016	9,149	...	4.02	...	7,087	2,062	0.91
...	10,043	...	10,043	...	3.22
...	16,377	...	16,377	...	3.21
...	11,01,022	...	11,01,022	...	4.09
...	1,756	...	1,756	...	2.77
...	2,265	...	2,265	...	3.09
...	503	...	503	...	3.24
...	5,863	...	5,863	...	3.81
26,153	25,31,992	9,58,348	56,426	10,14,774	15,17,218	...	1.83	...	29,75,421	...	14,58,203	...	1.76
6,04,525	81,20,444	13,35,407	69,743	14,05,150	17,15,294	...	1.93	...	31,82,271	...	14,66,977	...	1.64
67,90,099	96,24,511	43,96,303	2,14,056	46,10,359	50,14,152	...	4.10	...	42,72,911	7,41,241	...	0.61	...
14,24,416	14,59,185	6,65,768	21,394	6,87,162	7,72,023	7,72,023

calculated at certain percentages fixed by Government, but which are not adjusted in the Finance Accounts.

* At 3.3252 per cent. on direct capital expenditure to end of 1916-1917 and at 5.48 per cent. on subsequent expenditure.

† Interest Rs. 3-8-0 calculated on Rs. 151-6-8 adjusted under "Suspense" of "56 Construction of Irrigation Works" according to J. R. No. 34 of 17th December 1923, from the Auditor General has not been included in this amount as it does not relate to any Canal.

J. STUART MILNE,
Accountant General.

IRRIGATION BRANCH.

BOMBAY PRESIDENCY.

PUBLIC WORKS DEPARTMENT.

ADMINISTRATIVE ACCOUNTS FOR THE YEAR 1922-1923.

DESERT CANAL.

CANAL PROJECT.

No. 2.—Capital Account for, and to end of, 1922-1923.

Heads of Account.	DIRECT CHARGES.			Cost of Construction as now estimated. (Construction estimate closed on 31st March 1892.)	Expenditure against closed estimates.
	Previous.	1922-1923.	Total.		
I.—WORKS.	Rs.	Rs.	Rs.	Rs.	Rs.
(1) <i>Head Works..</i>					
C. Works ...	63,481	...	63,481	63,481	63,481
K. Buildings ...	3,620	...	3,620	3,620	3,620
Total, Head Works ...	67,101	...	67,101	67,101	67,101
(2) <i>Main Canals and Branches.</i>					
A. Preliminary Expenses ...	1,425	...	1,425	1,425	1,425
B. Land ...	2,095	...	2,095	2,095	2,095
D. Regulators ...	1,34,523	...	1,34,523	1,34,523	1,34,523
E. Falls and Weirs ...	75,450	...	75,450	75,450	75,450
F. River and hill torrent works ...	3	...	3	3	3
G. Bridges ...	79,136	...	79,136	79,136	79,136
H. Escapes ...	15,835	...	15,835	15,835	15,835
I. Navigation Works ...	6,665	...	6,665	6,665	6,665
K. Buildings ...	72,274	...	72,274	72,274	72,274
L. Earth-work ...	14,56,901	...	14,56,901	14,56,901	14,56,901
M. Plantations ...	1,507	...	1,507	1,507	1,507
O. Miscellaneous ...	15,117	...	15,117	15,117	15,117
P. Maintenance ...	6,908	...	6,908	6,903	6,908
Total, Main Canals and Branches ...	18,67,839	...	18,67,839	18,67,839	18,67,839
(3) <i>Distributaries.</i>					
A. Preliminary Expenses ...	50	...	50	50	50
B. Land ...	313	...	313	313	313
C. Works ...	1,03,626	1,098	1,04,724	1,04,892	1,03,626
L. Earth-work ...	1,05,205	...	1,05,205	1,05,205	1,05,205
Total, Distributaries ...	2,09,194	1,098	2,10,292	2,10,460	2,09,194
Total, I.—Works ...	21,44,134	1,098	21,45,232	21,45,400	21,44,134
II.—ESTABLISHMENT.					
1 & 2. Direction and Accounts ...	4,85,773	199	4,85,972	4,86,045	4,85,773
3. Executive
4. Medical
5. Special Survey
Total, Establishment ...	4,85,773	199	4,85,972	4,86,045	4,85,773
III.—TOOLS AND PLANT	25,431	23	25,454	25,450	25,431
V.—Suspense Accounts
Grand Total ...	26,55,338	1,320	26,56,658	26,56,895	26,55,333
V.—Less—Receipts on Capital Account ...	37	...	37	37	37
Net Outlay ...	26,55,301	1,320	26,56,621	26,56,858	26,55,301
<i>Apportionment.</i>					
Chargeable to 49.—Irrigation ...	19,49,853	...	19,49,853	26,56,858	19,49,853
Chargeable to 43.—Minor Works and Navigation.	7,05,448	...	7,05,448		7,05,448
Chargeable to 55.—Constructing of Irrigation Works—Provincial	...	1,320	1,320		...
Total ...	26,55,301	1,320	26,56,621	26,56,858	26,55,301

IRRIGATION BRANCH.

BOMBAY PRESIDENCY.

PUBLIC WORKS DEPARTMENT.

ADMINISTRATIVE ACCOUNTS FOR THE YEAR 1922-1923.

DESERT CANAL.

CANAL PROJECT.

No. 3.—Revenue Account for, and to end of, 1922-1923.

Receipts.	Total.			Charges.	Total.		
	Previous.	1922-1923.	Total.		Previous.	1922-1923.	Total.
	Rs.	Rs.	Rs.		Rs.	Rs.	Rs.
I.—DIRECT RECEIPTS.				I.—EXTENSIONS AND IMPROVEMENTS.			
1. Water-rates from Irrigation ...	28,53,839	1,10,031	24,63,870	1. Head Works ..	7,739	...	7,739
5. Plantations ...	10,941	100	11,651	2. Main Canals and Branches ...	2,00,144	395	2,00,539
6. Other canal produce ...				3. Distributaries ...	48,848	...	48,848
9. Rents of buildings ...	10,415	15	10,430	Total ...	2,56,731	395	2,57,126
10. Fines ...	22,737	1,016	23,753				
11. Miscellaneous receipts ...	27,937	4,465	32,402	II.—MAINTENANCE AND REPAIRS.			
Total ...	24,25,869	1,16,237	25,42,106	1. Head Works ...	43,743	...	43,743
				2. Main Canals and Branches ...	27,01,916	1,26,178	28,28,094
II.—INDIRECT RECEIPTS.				3. Distributaries ...	41,270	...	41,270
Irrigation share of Land Revenue collected in the Civil Department.	81,61,607	4,53,868	86,15,475	Total ...	27,86,929	1,26,178	29,13,107
Four per cent. on $\frac{9}{10}$ ths of the proceeds from sales of occupancy rights per Government of India Nos. 53 and 58-A. I., dated respectively, 20th June and 1st August 1889, communicated in Government Resolution No. 1209, dated 10th July, and No. 1913, dated 7th November 1889 ...	52,358	2,294	54,652	III.—COMPENSATION ...	279	...	279
Total ...	82,13,965	4,56,162	86,70,127	IV.—ESTABLISHMENT.			
Total, Receipts ...	1,06,39,834	5,72,399	1,12,12,233	1 & 2. Direction and Accounts ...	6,81,206	46,023	7,27,229
				3. Executive ...			
				Total ...	6,81,206	46,023	7,27,229
				V.—TOOLS AND PLANT ...	30,720	2,613	33,333
				VI.—REFUNDS OF REVENUE	7,245	...	7,245
				Suspense Account
				Total ...	37,63,110	1,75,209	39,38,319
				Share of Collection Charges in the Civil Department. ...	5,72,521	27,448	5,99,969
				Total, Direct Charges ...	43,55,631	2,02,657	45,58,288
				Indirect Charges debitable to Revenue Account as per Account No. 5 ...	1,04,519	7,709	1,12,228
				Total, Charges ...	44,40,150	2,03,366	46,50,516
				Balance Net Revenue ...	61,99,684	3,62,033	65,61,717
				Grand Total ...	1,06,39,834	5,72,399	1,12,12,233

Note.—Loss to the canal on account of difference between assessment of water-rates on Jāghir lands and also on lands in Khilat Territory and assessment at the ordinary rates in force for Government lands noted here per Government of India Letter No. 233-L, dated 14th June 1883, communicated under Government Resolution No. 400, dated 11th August 1883.

Rs.
To end of 1921-1922 22,93,437
Loss for 1922-1923 ... 104,685

Total ... 23,98,122

IRRIGATION BRANCH.

BOMBAY PRESIDENCY.

PUBLIC WORKS DEPARTMENT.

ADMINISTRATIVE ACCOUNTS FOR THE YEAR 1922-1923.

IRRIGATION WORKS.

DESERT CANAL.

CANAL PROJECT.

No. 4.—Interest Account for, and to end of, 1922-1923.

	Amount.		Amount.
	Rs.		Rs.
Total Interest charges to end of 1921-1922 ...	30,30,175	Net Revenue realized to end of 1921-1922 ...	61,99,684
Interest charges for the year 1922-1923 ...	88,641	Do. during 1922-1923 ...	3,62,033
On Rs. 26,40,891 outlay to end of the year 1916-17 at the average rate 3·3252 per cent. Rs. 87,815.			65,61,717
On subsequent outlay Rs. 15,088 (from 1917-18 to 1921-22 and half of 1922-23) Rs. 826.		Balance net Interest charges ...	34,42,901
Total ...	31,18,816	Total ...	31,18,816

No. 5.—Account of Indirect Charges for, and to end of, 1922-1923.

Particulars.	Previous.	1922-1923.	Total.
	Rs.	Rs.	Rs.
CAPITAL—			
1. Capitalized abatement of Land Revenue ...	2,284	...	2,294
2. Leave and Pension Allowances ...	77,731	28	77,759
3. Audit and Accounts Establishment	11	11
Total ...	80,015	39	80,054
REVENUE—			
1. Capitalized abatement of Land Revenue ...	5,778	...	5,778
2. Leave and Pension Allowances ...	97,405	6,443	1,03,848
3. Audit and Accounts ...	1,336	1,266	2,602
Total ...	1,04,519	7,709	1,12,228

IRRIGATION BRANCH.

BOMBAY PRESIDENCY.

PUBLIC WORKS DEPARTMENT.

ADMINISTRATIVE ACCOUNTS FOR THE YEAR 1922-1923.

IRRIGATION WORKS.

DESERT CANAL.

CANAL PROJECT.

No. 6.—Statement comparing Charges to date with sanctioned Estimates.

Particulars.	CHARGES AGAINST CLOSED SANCTIONS.			CURRENT SANCTIONS.			Total charges to date against old and current sanctions.	REMARKS.
	Expendi- ture against con- struction Estimate.	Expendi- ture against open Capital sanctions.	Total.	Charges to date.	Amount of sanc- tioned Estimate.	Unspent balance of Estimate.		
	Rs.	Rs.	Rs.	Rs.	Rs.	Rs.	Rs.	
DIRECT CHARGES.								
Works ...	9,86,127	11,58,007	21,44,134	1,098	1,266	168	21,45,232	Government Resolution (Public Works Department), No. 8142, dated 15th January 1923, Rs 1,608.
Establishment ...	2,20,523	2,65,260	4,85,773	199	272	73	4,85,972	
Tools and Plant ...	14,280	11,151	25,431	23	19	-4	25,454	
Suspense Accounts	
Total ...	12,20,930	14,34,408	26,55,338	1,320	1,557	237	26,56,658	
Less—Receipts on Capital Account ...	37	...	37	37	
Net Total ...	12,20,893	14,34,408	26,55,301	1,320	1,557	237	26,56,621	
INDIRECT CHARGES.								
Capitalized abatement of Land Revenue	2,284	2,284	2,284	
Leave and Pension Allowances ...	40,598	37,133	77,731	28	38	10	77,759	
Audit and Accounts Estab- lishment	11	13	2	11	
Total ...	40,598	39,417	80,015	39	51	12	80,054	
Grand Total ...	12,61,491	14,73,825	27,35,316	1,359	1,608	249	27,36,675	

IRRIGATION BRANCH.

BOMBAY PRESIDENCY.

PUBLIC WORKS DEPARTMENT.

ADMINISTRATIVE ACCOUNTS FOR THE YEAR 1922-1923.

UNHARWAH CANAL.

CANAL PROJECT.

No. 2.—Capital Account for, and to end of, 1922-1923.

Heads of Account.	DIRECT CHARGES.			Cost of construction as now estimated (Construction estimate closed on 31st March 1891.)	Expenditure against close estimates.
	Previous.	1922-23.	Total.		
	Rs.	Rs.	Rs.	Rs.	Rs.
I.—WORKS.					
(1) <i>Head Works.</i>					
C. Works ...	56,970	...	56,970	56,970	56,970
Total, Head Works ...	56,970	...	56,970	56,970	56,970
(2) <i>Main Canals and Branches.</i>					
A. Preliminary Expenses ...	817	...	817	817	817
B. Land ...	144	...	144	144	144
D. Regulators ...	1,03,194	...	1,03,194	1,03,194	1,03,194
G. Bridges ...	18,314	...	18,314	18,314	18,314
K. Buildings ...	20,660	...	20,660	20,660	20,660
L. Earth-work ...	3,58,463	...	3,58,463	3,58,463	3,58,463
M. Plantations ...	1,179	...	1,179	1,179	1,179
Total, Main Canals and Branches ...	5,02,771	...	5,02,771	5,02,771	5,02,771
(3) <i>Distributaries.</i>					
C. Works ...	38,405	2,332	40,737	40,737	40,737
L. Earth-work ...	28,987	...	28,987	28,987	28,987
O. Miscellaneous ...	4,089	...	4,089	4,089	4,089
Total, Distributaries ...	71,481	2,332	73,813	73,813	73,813
Total, I.—Works ...	6,31,222	2,332	6,33,554	6,33,554	6,33,554
II.—ESTABLISHMENT.					
1 & 2. Direction and Accounts ...	1,34,479	424	1,34,903	1,34,903	1,34,903
3. Executive ...					
Total, Establishment ...	1,34,479	424	1,34,903	1,34,903	1,34,903
III.—TOOLS AND PLANT.					
... ..	2,349	48	2,397	2,397	2,397
Grand Total ...	7,68,050	2,804	7,70,854	7,70,854	7,70,854
V.—Less—Receipts on Capital Account
Net Outlay ...	7,68,050	2,804	7,70,854	7,70,854	7,70,854
<i>Apportionment.</i>					
Chargeable to 49.—Irrigation ...	7,63,579	...	7,63,579	7,63,579	7,63,579
Chargeable to 43.—Minor Works and Navigation ...	4,471	...	4,471	4,471	4,471
Chargeable to 55.—Construction of Irrigation Works—Provincial	2,804	2,804	2,804	2,804
Total ...	7,68,050	2,804	7,70,854	7,70,854	7,70,854

IRRIGATION BRANCH

BOMBAY PRESIDENCY.

PUBLIC WORKS DEPARTMENT.

ADMINISTRATIVE ACCOUNTS FOR THE YEAR 1922-1923.

UNHARWA'H CANAL.

CANAL PROJECT.

No. 3.—Revenue Account for, and to end of, 1922-1923.

Receipts.	Total.			Charges.	Total.		
	Previous.	1922-1923.	Total.		Previous.	1922-1923.	Total.
Rs.	Rs.	Rs.	Rs.	Rs.	Rs.	Rs.	Rs.
I.—DIRECT RECEIPTS.				I.—EXTENSIONS AND IMPROVEMENTS.			
1. Water-rates from Irrigation ...	5,877	261	6,138	1. Head Works ...	79,300	...	79,300
4. Water-supply of towns ...	41	...	41	2. Main Canals and Branches ...	61,670	...	61,670
5. Plantations ...	3,850	51	3,901	3. Distributaries ...	7,467	...	7,467
6. Other canal produce.	103	63	166	Total ...	1,48,437	...	1,48,437
9. Rents of buildings.	11,354	...	11,354	II.—MAINTENANCE AND REPAIRS.			
10. Fines ...	7,492	1,219	8,711	1. Head Works ...	387	...	387
11. Miscellaneous receipts ...	28,717	400	29,117	2. Main Canals and Branches...	8,82,528	48,610	9,31,138
Total ...	28,717	1,994	30,711	3. Distributaries ...	11,390	...	11,390
II.—INDIRECT RECEIPTS.				Total ...	8,94,305	48,610	9,42,915
Irrigation share of Land Revenue collected in the Civil Department	47,57,591	2,49,330	50,06,921	IV.—ESTABLISHMENT.			
Four per cent. on $\frac{9}{10}$ ths of the proceeds from sales of occupancy rights per Government of India Nos. 53 and 58-A.I., dated respectively, 20th June and 1st August 1889, communicated in Government Resolution No. 1209, dated 10th July, and No. 1913, dated 7th November 1889 ...	80,846	3,114	83,960	1 & 2. Direction and Accounts ...	2,01,258	17,675	2,18,933
Total ...	49,38,437	2,52,444	50,90,881	3. Executive ...	2,01,258	17,675	2,18,933
Total Receipts ...	48,67,154	2,54,438	51,21,592	Total ...	2,01,258	17,675	2,18,933
Notes.— Loss to the canal on account of difference between assessment of water-rates on Jaghir lands and assessment at the ordinary rates in force for Government lands noted here per Government of India Letter No. 233-L, dated 14th June 1883, communicated under Government Resolution No. 400, dated 11th August 1883.				V.—TOOLS AND PLANT ...	8,919	1,004	9,923
Rs.				Total ...	12,52,919	67,289	13,20,208
To end of 1921-1922 ... 22,121				Share of Collection Charges in the Civil Department ...	3,06,957	15,049	3,22,006
Loss for 1922-1923 ... 869				Total Direct Charges...	15,59,876	82,338	16,42,214
Total ... 22,990				Indirect Charges debitable to Revenue Account as per Account No. 5 ...	31,008	2,961	33,969
Grand Total ...	48,67,154	2,54,438	51,21,592	Total Charges ...	15,90,884	85,299	16,76,183
				Balance Net Revenue ...	32,76,270	1,69,139	34,45,409
				Grand Total ...	48,67,154	2,54,438	51,21,592

N.B.—Construction Estimate closed on 31st March 1891—vide Government Resolution, No. 1253, dated 28th July 1891. Completion Report approved in Government Resolution, No. 590, dated 6th April 1892.

IRRIGATION BRANCH.

BOMBAY PRESIDENCY.

PUBLIC WORKS DEPARTMENT.

ADMINISTRATIVE ACCOUNTS FOR THE YEAR 1922-1923.

IRRIGATION WORKS.

UNHARWAH CANAL.

CANAL PROJECT.

No. 4.—Interest Account for, and to end of, 1922-1923.

	Amount.		Amount.
	Rs.		Rs.
Total Interest charges to end of 1921-1922 ...	8,09,096	Net Revenue realized to end of 1921-1922...	32,76,270
Interest charges for the year 1922-1923 ...	25,616	Do. during 1922-1923 ...	1,69,140
On Rs. 7,68,050 outlay to end of the year 1916-17 at the average rate 3·3252 per cent. Rs. 25,539			34,45,410
Subsequent outlay Rs. 1,402 (half of 1922-23) at the average rate 5·48 per cent. Rs. 77.		Balance net Interest Charges ...	—26,10,698
Total ...	8,34,712	Total ...	8,34,712

No. 5.—Account of Indirect Charges for, and to end of, 1922-1923.

Particulars.	Previous.	1922-1923.	Total.
	Rs.	Rs.	Rs.
CAPITAL —			
1. Capitalized abatement of Land Revenue ...	1,953	1,953
2. Leave and Pension Allowances ...	18,827	59	18,886
3. Audit and Accounts Establishment	23	23
Total ...	20,780	82	20,862
REVENUE—			
1. Capitalized abatement of Land Revenue ...	3,483	3,483
2. Leave and Pension Allowances ...	26,925	2,475	29,400
3. Audit and Accounts ...	600	486	1,086
Total ...	31,008	2,961	33,969

IRRIGATION BRANCH.

BOMBAY PRESIDENCY.

PUBLIC WORKS DEPARTMENT.

ADMINISTRATIVE ACCOUNTS FOR THE YEAR 1922-1923.

IRRIGATION WORKS.

UNHARWAH CANAL.

CANAL PROJECT.

No. 6.—Statement comparing Charges to date with sanctioned Estimates.

Particulars.	CHARGES AGAINST CLOSED SANCTIONS.			CURRENT SANCTIONS.			Total charges to date against old and current sanctions.	REMARKS.
	Expenditure against construction Estimate.	Expenditure against open Capital sanctions.	Total.	Charges to date.	Amount of sanctioned Estimate.	Unspent balance of Estimate.		
DIRECT CHARGES.	Rs.	Rs.	Rs.	Rs.	Rs.	Rs.	Rs.	
Works ...	2,79,267	3,54,287	6,33,554	6,33,554	Estimate for Rs. 3,215 (both direct and indirect) sanctioned in Government Resolution (Public Works Department), No. 3142, dated 15th January 1923, was closed during the year 1922-23 and the expenditure against it has been included under open Capital sanctions closed.
Establishment ...	52,087	82,816	1,34,903	1,34,903	
Tools and Plant ...	481	1,916	2,397	2,397	
Total ...	3,31,835	4,39,019	7,70,854	7,70,854	
Less—Receipts on Capital Account ...								
Net Total ...	3,31,835	4,39,019	7,70,854	7,70,854	
INDIRECT CHARGES.								
Capitalized abatement of Land Revenue	1,953	1,953	1,953	
Leave and Pension Allowances ...	7,293	11,593	18,886	18,886	
Audit and Accounts Establishment	23	23	23	
Total ...	7,293	13,569	20,862	20,862	
Grand Total ...	3,39,128	4,52,588	7,91,716	7,91,716	

IRRIGATION BRANCH.

BOMBAY PRESIDENCY.

PUBLIC WORKS DEPARTMENT.

ADMINISTRATIVE ACCOUNTS FOR THE YEAR 1922-1923.

BEGA'RI CANAL.

CANAL PROJECT.

No. 2.—Capital Account for, and to end of, 1922-1923.

Heads of Account.	DIRECT CHARGES.			Cost of construction as now estimated (Construction estimate closed on 31st March 1891).	Expenditure against closed estimates.
	Previous.	1922-1923.	Total.		
	Rs.	Rs.	Rs.	Rs.	Rs.
I.—WORKS.					
(2)—Main Canals and Branches.					
B. Land ...	24,888	...	24,888	24,888	24,888
D. Regulators ...	3,57,038	...	3,57,038	3,57,038	3,75,038
G. Bridges ...	70,650	...	70,650	70,650	70,650
H. Escapes ...	7,092	...	7,092	7,092	7,092
I. Navigation Works ...	2,065	...	2,065	2,065	2,065
K. Buildings ...	35,779	...	35,779	35,779	35,779
L. Earth-work ...	10,59,759	...	10,59,759	10,59,759	10,59,759
M. Plantations ...	11,455	...	11,455	11,455	11,455
O. Miscellaneous ...	4,543	...	4,543	4,543	4,543
Total, Main Canals and Branches ...	15,73,269	...	15,73,269	15,73,269	15,73,269
(3)—Distributaries.					
A. Preliminary Expenses ...	9,039	...	9,039	9,039	9,039
B. Land ...	73,020	...	73,020	73,020	73,020
C. Works ...	2,16,060	1,099	2,17,159	2,17,159	2,17,159
L. Earth-work ...	1,91,510	...	1,91,510	1,91,510	1,91,510
Recoveries from colonists ...	—37,476	—2,114	—39,590	—39,590	—39,590
Total, Distributaries ...	4,52,153	—1,015	4,51,138	4,51,138	4,51,138
Total, I—Works ...	20,25,422	—1,015	20,24,407	20,24,407	20,24,407
II.—ESTABLISHMENT.					
1 & 2. Direction and Accounts ...	3,57,443	—184	3,57,259	3,57,259	3,57,259
3. Executive ...					
Total, Establishment ...	3,57,443	—184	3,57,259	3,57,259	3,57,259
III.—TOOLS AND PLANT					
...	5,247	—21	5,226	5,226	5,226
IV.—Suspense Accounts,					
...
Grand Total ...	23,88,112	—1,220	23,86,892	23,86,892	23,86,892
V.—Less—Receipts on Capital Account	19	...	19	19	19
Net Outlay ...	23,88,093	—1,220	23,86,873	23,86,873	23,86,873
APPORTIONMENT.					
Chargeable to 49—Irrigation ...	23,94,877	...	23,94,877	23,94,877	23,94,877
Chargeable to 55—	—6,784	—1,220	—8,004	—8,004	—8,004
Construction of } Provincial Irrigation Works.					
Total ...	23,88,093	—1,220	23,86,873	23,86,873	23,86,873

IRRIGATION BRANCH

BOMBAY PRESIDENCY.

PUBLIC WORKS DEPARTMENT.

ADMINISTRATIVE ACCOUNTS FOR THE YEAR 1922-1923.

BEGA'RI CANAL.

CANAL PROJECT.

No. 3.—Revenue Account for, and to end of, 1922-1923.

Receipts.	TOTAL.			Charges.	TOTAL.		
	Previous.	1922-1923.	Total.		Previous.	1922-1923.	Total.
I.—DIRECT RECEIPTS.	Rs.	Rs.	Rs.	I.—EXTENSIONS AND IMPROVEMENTS.	Rs.	Rs.	Rs.
1. Water-rates from Irrigation ...	13,92,321	32,600	14,24,921	1. Head Works ...	1,255	...	1,255
3. Sales of Water ...	981	5	986	2. Main Canals and Branches... ..	5,25,637	4,155	5,29,792
4. Water-supply of Towns.	1,295	148	1,443	3. Distributaries ...	34,073	...	34,073
5. Plantations ...	17,906	29	18,945	Total ...	5,60,965	4,155	5,65,120
6. Other Canal Produce.							
9. Rents of Buildings.	322	17	339	II.—MAINTENANCE AND REPAIRS.			
10. Fines ...	24,743	2,577	27,320	1. Head Works ...	36,45,438	...	36,45,438
11. Miscellaneous Receipts ...	43,730	2,554	46,284	2. Main Canals and Branches... ..	29,739	2,43,615	2,73,854
12. Deduct Refunds ...	52	147	199	4. Drainage and Protective Works ...	17,343	...	17,343
Total ...	14,81,246	38,793	15,20,039	Total ...	36,92,520	2,43,615	39,36,135
II.—INDIRECT RECEIPTS.				IV.—ESTABLISHMENT.			
Irrigation share of Land Revenue collected in the Civil Department.	1,70,55,791	7,60,830	1,78,16,621	1 & 2. Direction and Accounts ...	10,73,192	92,037	11,65,229
4 per cent. on $\frac{9}{10}$ ths of the proceeds from sales of occupancy rights per Government of India Nos. 53 & 58-A.I., dated respectively 20th June and 1st August 1889, communicated in Government Resolution No. 1209, dated 10th July, and No. 1913, dated 7th November 1889 ...	2,42,929	10,185	2,53,114	3. Executive ...			
Total ...	1,72,98,720	7,71,015	1,80,69,735	Total ...	10,73,192	92,037	11,65,229
Total, Receipts ...	1,87,79,966	8,09,808	1,95,89,774	V.—TOOLS AND PLANT ...	45,164	5,741	50,905
<i>Note.</i> —Loss to the canal on account of difference between assessment of water-rates on Jaghir lands and also on lands in Khilat Territory and assessment at the ordinary rates in force for Government lands noted here per Government of India Letter No. 233-I, dated 14th June 1883, communicated under Government Resolution No. 400, dated 11th August 1883. Rs. To end of 1921-1922. 23,91,303. Loss for 1922-1923 ... 70,126				VI.—REFUNDS OF REVENUE ...	1,751	...	1,751
Total ...	24,61,429			Suspense Account ...	—2	...	—2
				Deduct recoveries on Revenue Account ...	—42	515	557
				Total ...	53,73,548	3,45,033	57,18,581
Grand Total ...	1,87,79,966	8,09,808	1,95,89,774	Share of Collection Charges in the Civil Department ...	12,54,014	46,172	13,00,186
				Total Direct Charges ...	66,27,562	8,91,205	70,18,767
				Indirect Charges debitable to Revenue Account as per Account No. 5...	1,68,650	15,469	1,84,119
				Total Charges ...	67,96,212	4,06,674	72,02,886
				Balance Net Revenue ...	1,19,83,754	4,03,13	1,23,86,869
				Grand Total ...	1,87,79,966	8,09,808	1,95,89,774

N. B.—Construction Estimate closed on 31st March 1891—vide Government Resolution No. 1253, dated 23rd July 1891.

Completion Report approved in Government Resolution No. 753, dated 11th May 1892.

IRRIGATION BRANCH.

BOMBAY PRESIDENCY.

PUBLIC WORKS DEPARTMENT.

ADMINISTRATIVE ACCOUNTS FOR THE YEAR 1922-1923.

BEGA'RI CANAL.

CANAL PROJECT.

No. 4.—Interest Account for, and to end of, 1922-1923.

	Amount.		Amount.
	Rs.		Rs.
Total Interest charges to end of 1921-22.	33,44,147		
Interest charges for the year 1922-1923.	79,714	Net Revenue realized to end of 1921-22.	1,19,83,754
On Rs. 23,72,384 outlay to end of the year 1916-17 at the average rate—		Do, during 1922-1923.	4,03,134
Rs. 3.3252 per cent. ...	78,887		
On subsequent outlay			
Rs. 15,099 (1917-18 to 1921-22 and half of 1922-23) at the average rate 5.48 per cent. ...	827		1,23,86,888
		Balance net interest charges ...	—89,63,027
Total ...	34,23,861	Total ...	34,23,861

No. 5.—Account of Indirect Charges for, and to end of, 1922-1923.

Particulars.	Previous.	1922-1923.	Total.
	Rs.	Rs.	Rs.
CAPITAL—			
1. Capitalized abatement of Land Revenue ...	17,931	17,931
2. Leave and Pension Allowances ...	61,081	— 26	61,055
3. Audit and Accounts Establishment ...	—57	—10	—67
Total ...	78,955	—36	78,919
REVENUE—			
1. Capitalized abatement of Land Revenue ...	4,340	106	4,446
2. Leave and Pension Allowances ...	1,61,427	12,885	1,74,312
3. Audit and Accounts Establishment ...	2,883	2,478	5,361
Total ...	1,68,650	15,469	1,84,119

No. 6.—Statement comparing Charges to date with sanctioned Estimates.

Particulars.	CHARGES AGAINST CLOSED SANCTIONS.			CURRENT SANCTIONS.			Total charges to date against old and current sanctions.	REMARKS.
	Expenditure against construction Estimate.	Expenditure against open Capital sanctions.	Total.	Charges to date.	Amount of sanctioned Estimate.	Unspent balance of Estimate.		
DIRECT CHARGES.	Rs.	Rs.	Rs.	Rs.	Rs.	Rs.	Rs.	
Works ...	18,91,068	6,33,339	20,24,407	20,24,407	Estimate for Rs. 1,608 (both direct and indirect) sanctioned in Government Resolution (Public Works Department) No. 3142 dated 15th January 1923 was closed during 1922-23 and the expenditure against it was shown under open Capital sanctions closed.
Establishment ...	2,29,894	1,27,365	3,57,259	3,57,259	
Tools and Plant ...	4,666	560	5,226	5,226	
Total ...	16,25,628	7,61,264	23,86,892	23,86,892	
Less—Receipts on Capital Account ...	19	...	19	19	
Net Total ...	16,25,609	7,61,264	23,86,873	23,86,873	
INDIRECT CHARGES.								
Capitalized abatement of Land Revenue ...	4,246	13,685	17,931	17,931	
Leave and Pension Allowances ...	43,224	17,831	61,055	61,055	
Audit and Accounts Establishment	—67	—67	—67	
Total ...	47,470	31,449	78,919	78,919	
Grand Total ...	16,73,079	7,92,713	24,65,792	24,65,792	

PUBLIC WORKS DEPARTMENT.

ADMINISTRATIVE ACCOUNTS FOR THE YEAR 1922-1923.

EASTERN NARA WORKS.

CANAL PROJECT.

No. 2.—Capital Account for, and to end of, 1922-1923.

Heads of Account.	DIRECT CHARGES.			Cost of construction as now estimated (Construction estimate closed on 31st March 1898).	Expenditure against closed estimates.
	Previous.	1922-1923.	Total.		
I.—WORKS.	Rs.	Rs.	Rs.	Rs.	Rs.
(1) <i>Head Works.</i>					
B. Land	1,638	...	1,638	1,638	1,638
C. Works	12,33,300	...	12,33,300	12,33,300	12,33,300
K. Buildings	1,862	...	1,862	1,862	1,862
Total, Head Works ...	12,36,800	...	12,36,800	12,36,800	12,36,800
(2) <i>Main Canals and Branches.</i>					
A. Preliminary Expenses	4,459	1,812	6,271	7,312	2,551
B. Land	5,000	...
C. Works	2,786	2,786	21,616	...
D. Regulators	2,69,497	38,654	3,08,151	3,01,610	2,67,668
G. Bridges	1,62,747	1,636	1,64,383	1,74,188	1,61,703
H. Escapes	45,632	...	45,632	45,632	45,632
K. Buildings	93,089	22,270	1,15,359	1,47,160	1,11,730
L. Earth-work	8,24,441	1,09,162	9,33,603	15,84,378	7,66,537
M. Plantations	16,742	...	16,742	17,928	16,742
N. Tanks and Reservoirs	1,441	...	1,441	1,441	1,441
O. Miscellaneous	32,121	3,034	35,155	43,493	32,121
P. Maintenance	20,002	...
Total, Main Canals and Branches ...	14,50,169	1,79,354	16,29,523	23,19,760	13,96,128
(3) <i>Distributaries.</i>					
A. Preliminary Expenses	7,620	7,141	14,761	9,273	3,910
B. Land	13,973	3,358	17,331	9,750	2,650
C. Works	3,33,672	7,229	3,40,901	3,31,221	2,66,490
L. Earth-work	2,68,509	7,548	2,76,057	2,79,938	1,12,073
M. Plantations	29	...	29
O. Miscellaneous	58,455	989	59,444	63,047	29,879
P. Maintenance	548	...	548	16,786	...
Total, Distributaries ...	6,82,806	26,265	7,09,071	7,10,015	4,15,001
(4) <i>Drainage and Protective Works.</i>					
A. Preliminary Expenses	65,327	...	65,327	65,327	65,327
B. Land	2,832	...	2,832	2,832	2,832
C. Works	2,38,182	...	2,38,182	2,38,182	2,38,182
L. Earth-work	20,29,845	...	20,29,845	20,29,845	20,29,845
O. Miscellaneous	425	...	425	425	425
Total, Drainage and Protective Works ...	23,36,611	...	23,36,611	23,36,611	23,36,611
6. Special Tools and Plants	2,84,979	2,84,979	5,35,589	...
Total, I.—Works ...	57,06,386	4,90,598	61,96,984	71,38,775	53,84,540
II.—ESTABLISHMENT.					
1 & 2. Direction and Accounts	14,53,192	1,08,428	15,61,620	17,31,593	13,45,004
3. Executive
5. Special Survey	4,882	...	4,882	...	4,882
Total, II.—Establishment ...	14,58,074	1,08,428	15,66,502	17,31,593	13,49,886
III.—TOOLS AND PLANT	75,473	9,582	85,055	98,572	72,153
Grand Total ...	72,39,933	6,08,608	78,48,541	89,68,940	68,06,579
V.—Less—Receipts on Capital Account ...	176	...	176	176	176
Net Outlay ...	72,39,757	6,08,608	78,48,365	89,68,764	68,06,403
APPORTIONMENT.					
Chargeable to 49.—Irrigation	47,15,370	...	47,15,370	89,68,764	68,06,403
Chargeable to 43.—Minor Works and Navigation	23,89,790	...	23,89,790		
Chargeable to 55.—Construction of Irrigation Works—Provincial	1,34,597	6,08,608	7,43,205
Total ...	72,39,757	6,08,608	78,48,365	89,68,764	68,06,403

IRRIGATION BRANCH.

BOMBAY PRESIDENCY.

PUBLIC WORKS DEPARTMENT.
ADMINISTRATIVE ACCOUNTS FOR THE YEAR 1922-1923.
EASTERN NARA WORKS.

CANAL PROJECT.

No. 3.—Revenue Account for, and to end of, 1922-1923.

Receipts.	Total.			Charges.	Total.		
	Previous.	1922-1923.	Total		Previous.	1922-1923.	Total.
I.—DIRECT RECEIPTS.	Rs.	Rs.	Rs.	I.—EXTENSIONS AND IMPROVEMENTS.	Rs.	Rs.	Rs.
1. Water-rates from Irrigation ...	4,58,635	4,116	4,62,751	1. Head Works ...	18,557	...	18,557
3. Sales of water ...	19,321	4,033	23,354	2. Main Canals and Branches ...	3,33,379	1,311	3,34,690
5. Plantations	389	...	3. Distributaries ...	39,187	...	39,187
6. Other Canal Produce ...	2,70,699	3,709	2,74,408	4. Drainage and Protective Works ...	2,46,897	2,338	2,49,235
8. Navigation ...	8,463	548	9,011	Total ...	6,38,020	3,649	6,41,669
9. Rents of buildings ...	761	5	766	II.—MAINTENANCE AND REPAIRS.			
10. Fines ...	50,235	877	51,112	1. Head Works ...	5,29,240	21,376	5,50,616
11. Miscellaneous Receipts ...	6,04,479	1,475	6,05,954	2. Main Canals and Branches ...	26,22,721	1,41,131	27,63,852
Deduct—Refunds ...	922	10	932	3. Distributaries ...	72,382	...	72,382
Total ...	14,11,671	15,142	14,26,813	Unclassifiable Outlay ...	5,36,057	...	5,36,057
II.—INDIRECT RECEIPTS.				4. Drainage and Protective Works ...	8,97,630	17,956	9,15,586
Irrigation share of Land Revenue collected in the Civil Department.	2,26,01,853	5,22,138	2,31,23,991	Total ...	46,58,030	1,80,463	48,38,493
4 per cent. on 9/10ths of the proceeds from sales of occupancy rights per Government of India Nos. 53 and 53-A. I., dated respectively 20th June and 1st August 1889, communicated in Government Resolution No. 1209, dated 10th July, and No. 1913, dated 7th November 1889 ...	61,391	5,645	67,039	IV.—ESTABLISHMENT.			
Total ...	2,26,63,247	5,27,783	2,31,91,030	1 & 2. Direction and Accounts ...	21,42,848	1,21,961	22,64,809
Total, Receipts ...	2,40,74,918	5,42,925	2,46,17,843	Total ...	21,42,848	1,21,961	22,64,809
<i>Note.</i> —Loss to the canal on account of difference between assessment of water rates on jaghir lands and assessment at the ordinary rates in force for Government lands noted here per Government of India Letter No. 233 I., dated 14th June 1883, communicated under Government Resolution No. 400, dated 11th August 1883.				V.—TOOLS AND PLANT ...	59,696	3,261	62,957
				VI.—REFUNDS OF REVENUE ...	8,042	...	8,042
				Suspense Account ...	28	10	38
				Deduct—Recoveries on Revenue accounts ...	1,297	242	1,539
				Total ...	75,05,367	3,09,102	78,14,469
				Share of Collection Charges in the Civil Department ...	17,28,819	31,629	17,60,448
				Total Direct Charges ...	92,34,186	3,40,731	95,74,917
				Indirect Charges debitable to Revenue Account as per Account No. 5 ...	3,29,766	18,970	3,48,736
				Total, Charges ...	95,63,952	35,701	99,23,653
				Balance Net Revenue ...	1,45,10,966	1,83,224	1,46,94,190
				Grand Total ...	2,40,74,918	5,42,925	2,46,17,843

Y. B.—Construction Estimate closed on 31st March 1898—vide Government Resolution No. 1766, dated 18th November 1895. Completion Report approved in Government Resolution No. 438, dated 17th February 1913.

IRRIGATION BRANCH.

BOMBAY PRESIDENCY.

PUBLIC WORKS DEPARTMENT.

ADMINISTRATIVE ACCOUNTS FOR THE YEAR 1922-1923.

EASTERN NARA WORKS.

CANAL PROJECT.

No. 4.—Interest Account for, and to end of, 1922-1923

	Amount.		Amount.
	Rs.		Rs.
Total interest charges to end of 1921-1922 ..	1,11,36,459	Net revenue realized to end of 1921-1922 ...	1,45,10,966
Interest charges for the year 1922-1923 ...	2,67,323	Do. during 1922-1923 ...	1,83,224
On Rs. 67,79,815 outlay to end of the year 1916-17 at the average rate 3·3252 per cent. ...	Rs. 2,25,442		
On subsequent outlay Rs. 7,64,246 (from 1917-18 to 1921-22 and half outlay, of 1922-23) at the average rate 5·48 per cent. Rs. 41,881		Balance net interest charges ...	1,46,94,190
			-32,90,408
Total ...	1,14,03,782	Total ...	1,14,03,782

No. 5.—Account of Indirect Charges for, and to end of, 1922-1923.

Particulars.	Previous.	1922-1923.	Total.
	Rs.	Rs.	Rs.
CAPITAL—			
1. Capitalized abatement of Land Revenue ...	3,558	3,227	6,785
2. Leave and Pension Allowances ...	2,48,082	15,180	2,63,262
3. Audit and Accounts ...	987	4,906	5,893
Total ...	2,52,627	23,313	2,75,940
REVENUE—			
1. Capitalized abatement of Land Revenue ...	496	54	550
2. Leave and Pension Allowances ...	3,26,662	17,075	3,43,737
3. Audit and Accounts ...	2,608	1,841	4,449
Total ...	3,29,766	18,970	3,48,736

No. 6.—Statement comparing Charges to date with sanctioned Estimates.

Particulars.	CHARGES AGAINST CLOSED SANCTIONS.			CURRENT SANCTIONS.			Total charges to date against old and current sanctions.	Remarks.
	Expenditure against construction Estimate.	Expenditure against open Capital sanctions.	Total.	Charges to date.	Amount of sanctioned Estimate.	Unspent balance of Estimate.		
	Rs.	Rs.	Rs.	Rs.	Rs.	Rs.	Rs.	
DIRECT CHARGES.								
Works ...	48,30,172	5,54,368	53,84,540	8,12,444	17,54,235	9,41,791	61,96,984	Rs. 3,54,516
Establishment ...	11,84,114	1,65,772	13,49,886	2,16,616	3,81,707	1,65,091	15,66,502	1,48,043
Tools and Plant... ..	50,880	21,273	72,153	12,902	26,419	13,517	85,055	9,21,990
Total ...	60,65,166	7,41,413	68,06,579	10,41,962	21,62,361	11,20,399	78,48,541	8,94,478
Less—Receipts on Capital Account ...	179	—3	176	176	9,706
Net Total ...	60,64,987	7,41,416	68,06,403	10,41,962	21,62,361	11,20,399	78,48,365	7,83,686
INDIRECT CHARGES.								
Capitalized abatement of Land Revenue ...	2,669	415	3,084	3,701	21,300	17,593	6,785	6,80,321
Leave and Pension Allowances ...	2,09,728	22,479	2,32,207	31,055	53,433	22,384	2,63,222	
Audit and Accounts Establishment	186	186	5,707	11,111	5,404	5,893	
Total ...	2,12,397	23,080	2,35,477	40,463	85,850	45,387	2,75,940	
Grand Total ...	62,77,384	7,64,496	70,41,880	10,82,425	22,48,211	11,65,786	81,24,305	

Note(1)—Sanctions accorded in G. R. (P. W. D.) Nos. 2171, 2172, 2173, 2174, 2175 and 2176, dated 10th August 1922, have been closed during 1922-23 and the expenditure thereon has been shown against closed sanctions in columns "Expenditure against open capital sanctions."

Note(2)—Proportionate cost of Dippar Dredger and Hopper Barges for the Sind and for excavating cuts has been debited to the open capital account of the Jamrao Canal.

IRRIGATION BRANCH.

BOMBAY PRESIDENCY.

PUBLIC WORKS DEPARTMENT.

ADMINISTRATIVE ACCOUNTS FOR THE YEAR 1922-1923.

JAMRAO CANAL.

CANAL PROJECT.

No. 2.—Capital Account for, and to end of, 1922-1923.

Heads of Account.	DIRECT CHARGES.			Cost of Construction as now estimated, (Construction estimate closed on 31st March 1902.)	Expenditure against closed estimates.
	Previous.	1922-1923.	Total.		
	Rs.	Rs.	Rs.	Rs.	Rs.
I.—WORKS.					
(1) Head Works.					
A. Preliminary Expenses	4,738	...	4,738	4,738	4,738
B. Land	90,714	...	90,714	90,714	90,714
C. Works	16,86,409	12,952	16,99,361	16,99,706	16,95,382
K. Buildings	1,01,411	...	1,01,411	1,01,411	1,01,411
O. Miscellaneous	31,921	...	31,921	31,921	31,921
P. Maintenance	25,550	...	25,550	25,550	25,550
Total, Head Works ...	19,40,743	12,952	19,53,695	19,54,040	19,49,716
(2) Main Canals and Branches.					
A. Preliminary Expenses	32,466	...	32,466	32,466	32,466
B. Land	30,215	...	30,215	30,215	30,215
D. Regulators	3,99,426	...	3,99,426	3,99,426	3,99,426
E. Falls and Weirs	85,625	...	85,625	85,625	85,625
F (1) Other Cross Drainage Works ...	1,83,594	...	1,83,594	1,83,594	1,83,594
G. Bridges	1,71,475	...	1,71,475	1,71,475	1,71,475
H. Escapes	44,222	...	44,222	44,222	44,222
K. Buildings	3,33,544	30,966	3,64,510	3,86,974	3,22,857
L. Earth-Work	25,26,346	(A) 82,545	26,08,891	25,26,346	25,26,346
M. Plantations	45,869	...	45,869	45,869	45,869
O. Miscellaneous	57,290	...	57,290	57,290	57,290
P. Maintenance	26,088	...	26,088	26,088	26,088
Total, Main Canals and Branches ...	39,36,160	1,13,511	40,49,671	39,89,590	39,25,473
Carried over ...	58,76,903	1,26,463	60,03,366	59,43,630	58,75,139

(A) Represents proportionate expenditure in excavating cuts, during 1922-23.

IRRIGATION BRANCH.

BOMBAY PRESIDENCY.

PUBLIC WORKS DEPARTMENT.

ADMINISTRATIVE ACCOUNTS FOR THE YEAR 1922-1923.

JA'MBA'O CANAL.

CANAL PROJECT.

No. 2.—Capital Account for, and to end of, 1922-1923—continued.

Heads of Account.	Direct Charges.			Cost of Construction as now estimated (Construction estimate closed on 31st March 1902).	Expenditure against closed estimates.
	Previous.	1922-1923.	Total.		
	Rs.	Rs.	Rs.	Rs.	Rs.
Brought forward ...	58,76,903	1,28,463	60,03,366	59,43,630	58,75,189
(3) Distributaries.					
A. Preliminary Expenses ...	9,409	...	9,409	9,409	9,409
B. Land ...	11,529	...	11,529	11,529	11,529
C. Works ...	3,61,631	2,507	3,64,138	3,60,605	3,60,605
L. Earth-work ...	7,56,133	1,466	7,57,599	7,56,133	7,56,133
O. Miscellaneous ...	20,391	—1,851	18,540	18,540	18,540
P. Maintenance ...	10,041	...	10,041	10,041	10,041
Total, Distributaries ...	11,69,184	2,122	11,71,256	11,65,257	11,66,257
(4) Drainage and Protective Works.					
A. Preliminary Expenses ...	363	...	363	363	363
C. Works ...	23,824	...	23,824	23,824	23,824
L. Earth-work ...	31,145	...	31,145	31,145	31,145
O. Miscellaneous ...	9,134	...	9,134	9,134	9,134
Total, Drainage and Protective Works ...	64,466	...	64,466	64,466	64,466
(5) Special Tools and Plant.	...	2,55,757	2,55,757
Total, I.—Works ...	71,10,503	3,84,342	74,94,845	71,74,853	71,05,912
II.—ESTABLISHMENT.					
1 & 2. Direction and Accounts ...	15,31,065	76,993	16,08,058	15,44,352	15,29,342
3. Executive
4. Medical
5. Special Survey
Total, II.—Establishment ...	15,31,065	76,993	16,08,058	15,44,352	15,29,342
III.—TOOLS AND PLANT ...	1,82,775	7,733	1,90,508	1,83,809	1,82,782
IV.—SUSPENSE ACCOUNTS ...	4,606	...	4,606	4,606	4,606
Grand Total ...	88,28,949	4,69,068	92,98,017	89,07,120	88,22,642
V.—Less—Receipts cr Capital Account ...	981	...	981	981	981
Net Outlay ...	88,27,968	4,69,068	92,97,036	89,06,139	88,21,661
APPORTIONMENT.					
Chargeable to 49—Irrigation ...	87,79,885	...	87,79,885	89,06,139	88,21,661
Chargeable to 55—Construction of Irrigation Works—Provincial.	48,083	4,69,068	5,17,151		
Total ...	88,27,968	4,69,068	92,97,036	89,06,139	88,21,661

IRRIGATION BRANCH.

BOMBAY PRESIDENCY.

PUBLIC WORKS DEPARTMENT.
ADMINISTRATIVE ACCOUNTS FOR THE YEAR 1922-1923.

JA'MRA'O CANAL.

CANAL PROJECT.

No. 3.—Revenue Account for, and to end of, 1922-1923.

Receipts.	Total.			Charges.	Total.		
	Previous.	1922-1923.	Total.		Previous.	1922-1923.	Total.
I.—DIRECT RECEIPTS.	Rs.	Rs.	Rs.	I.—EXTENSIONS AND IMPROVEMENTS.	Rs.	Rs.	Rs.
1. Water-rates from Irrigation ...	4,78,787	1,869	4,80,606	1. Head Works ...	4,088	...	4,088
3. Sales of water ...	488	73	556	2. Main Canals and Branches ...	43,560	35,782	79,342
4. Water supply of towns ...	5	...	5	3. Distributaries ...	1,07,282	15,665	1,22,947
5. Plantations ...	8,389	635	9,024	Total ...	1,54,930	51,447	2,06,377
6. Other canal produce ...	2,05,153	6,121	2,11,274	II.—MAINTENANCE AND REPAIRS.			
7. Water-power ...	13	...	13	1. Head Works ...	1,74,696	46,535	2,21,231
9. Rents of buildings ...	13,224	94	13,318	2. Main Canals and Branches ...	19,30,596	98,440	20,29,036
10. Fines ...	2,62,076	9,423	2,71,499	3. Distributaries ...	15,56,089	88,134	16,44,223
11. Miscellaneous Receipts ...	1,05,902	5,142	1,11,044	4. Drainage and Protective Works ...	1,024	...	1,024
12. Deduct refunds ...	37	159	196	Total ...	36,62,405	2,33,109	38,95,514
Total ...	10,73,945	23,198	10,97,143	IV.—ESTABLISHMENT.			
II.—INDIRECT RECEIPTS.				1 & 2. Direction and Accounts ...	29,49,128	2,34,162	31,83,290
Irrigation share of Land Revenue collected in the Civil Department.	1,31,39,423	8,22,778	1,39,62,201	Total ...	29,49,128	2,34,162	31,83,290
4 per cent. on 9/10ths of the proceeds from sales of occupancy rights per Government of India Nos. 53 and 58-A.L., dated respectively, 20th June and 1st August 1889, communicated in Government Resolution No. 1309, dated 10th July, and No. 1913, dated 7th November 1889 ...	10,10,791	77,942	10,88,733	V.—TOOLS AND PLANT ...	82,015	5,286	87,301
Total ...	1,41,50,214	9,00,720	1,50,50,934	Deduct—Recoveries on Revenue Account ...	662	598	1,260
Total Receipts ...	1,52,24,159	9,23,918	1,61,48,077	VI.—REFUNDS OF REVENUE ...	1,268	...	1,268
<i>Note.</i> —Loss to the canal on account of difference between assessment of water-rates on jâghir lands and assessment at the ordinary rates in force, for Government lands noted here per Government of India Letter No. 233-L., dated 14th June 1883, communicated under Government Resolution No. 400, dated 11th August 1883.				Suspense Account ...	— 4,440	— 125	— 4,565
Rs.				Total ...	68,44,644	5,23,281	73,67,925
To end of 1921-1922. 2,39,540				Share of Collection Charges in the Civil Department ...	4,18,790	25,094	4,43,884
Loss for 1922-1923... 13,859				Total, direct charges... 72,63,434	5,43,375	78,11,809	
Total ... 2,53,399				Indirect Charges debitable to Revenue Account as per Account No. 5 ...	4,17,205	35,689	4,52,894
				Total, Charges ...	76,80,639	5,84,064	82,64,703
				Balance Net Revenue ...	75,43,520	3,39,854	78,83,374
Grand Total ...	1,52,24,159	9,23,918	1,61,48,077	Grand Total...	1,52,24,159	9,23,918	1,61,48,077

N.B.—Construction Estimate closed on 31st March 1902 vide Government Resolution No. 1796, dated 28th August 1901.
Completion Report approved in Government Resolution No. 1706, dated 30th June 1906.

IRRIGATION BRANCH.

BOMBAY PRESIDENCY.

PUBLIC WORKS DEPARTMENT.
ADMINISTRATIVE ACCOUNTS FOR THE YEAR 1922-1923.
JA'MRA'O CANAL.
CANAL PROJECT.

No. 4.—Interest Account for, and to end of, 1922-1923.

	Amount,		Amount,
	Rs.		Rs.
Total interest charges to end of 1921-1922.	70,30,972	Net revenue realized to end of 1921-1922 ...	75,43,520
Interest charges for the year 1922-1923 ...	3,11,649	Do. during 1922-1923 ...	3,39,854
On Rs. 85,84,355 outlay to end of the year 1916-17 at the average rate 3'3252 per cent. ...	2,85,447		
On subsequent outlay Rs. 4,78,147 (from 1917-18 to 1921-22 and half of 1922-23) at the average rate 5'48 per cent. ...	26,202	Balance net interest charges ...	78,83,374
			—5,40,753
Total ...	73,42,621	Total ...	73,42,621

No. 5.—Account of Indirect Charges for, and to end of, 1922-1923.

Particulars.	Previous.	1922-1923.	Total.
	Rs.	Rs.	Rs.
CAPITAL—			
1. Capitalized abatement of Land Revenue ...	54,147	54,147
2. Leave and Pension Allowances ...	2,14,349	10,779	2,25,128
3. Audit and Accounts ...	352	3,843	4,195
Total ...	2,68,848	14,622	2,83,470
REVENUE—			
1. Capitalized abatement of Land Revenue ...	1,408	60	1,468
2. Leave and Pension Allowances ...	4,12,880	32,783	4,45,663
3. Audit and Account ...	2,917	2,846	5,763
Total ...	4,17,205	35,689	4,52,894

No. 6.—Statement comparing Charges to date with sanctioned Estimates.

Particulars.	CHARGES AGAINST CLOSED SANCTIONS.			CURRENT SANCTIONS.			Total charges to date against old and current sanctions.	Remarks.
	Expenditure against construction Estimate.	Expenditure against open Capital sanctions.	Total.	Charges to date.	Amount of sanctioned Estimate.	Unspent balance of Estimate.		
	Rs.	Rs.	Rs.	Rs.	Rs.	Rs.	Rs.	
DIRECT CHARGES.								
Works ...	64,74,033	6,31,879	71,05,912	3,88,933	68,441	—3,20,492	74,94,845	Rs. 37,529
Establishment ...	11,51,054	3,78,288	15,29,342	78,716	15,010	—63,706	16,08,058	6,729
Tools and Plant ...	1,81,762	1,020	1,82,782	7,726	1,027	—6,699	1,90,508	37,218
Suspense Accounts ...	53	4,553	4,606	4,606	5,492
Total ...	78,06,902	10,15,740	88,22,642	4,75,375	84,478	—3,90,897	92,98,017	86,963
Less—Receipts on Capital Account ...	981	...	981	981	
Net Total ...	78,05,921	10,15,740	88,21,661	4,75,375	84,478	—3,90,897	92,97,036	
INDIRECT CHARGES.								
Capitalized abatement of Land Revenue ...	35,896	18,251	54,147	54,147	
Leave and Pension Allowances ...	1,61,148	52,960	2,14,108	11,020	2,101	—8,919	2,25,128	
Audit and Account Establishment	289	289	3,906	389	—3,517	4,195	
Total ...	1,97,044	71,500	2,68,544	14,926	2,490	—12,436	2,83,470	
Grand Total ...	80,02,965	10,87,249	90,90,205	4,90,301	86,968	—4,03,333	95,80,506	

Note.—Proportionate cost of the Dipper Dredger and Hopper Barges for the Sind Public Works Depot and excavating cuts, etc., along the Eastern Nara sanctioned in Government Resolution (Public Works Department), No. 2225, dated 14th July 1923, and No. 1598, dated 12th July 1923,

IRRIGATION BRANCH.

BOMBAY PRESIDENCY.

PUBLIC WORKS DEPARTMENT.

ADMINISTRATIVE ACCOUNTS FOR THE YEAR 1922-1923.

SUKKUR CANAL.

CANAL PROJECT.

No. 2.—Capital Account for, and to end of, 1922-1923.

Heads of Account.	Direct Charges.			Cost of construction as now estimated (Construction estimate closed on 31st March 1886).	Expenditure against closed estimates.
	Previous.	1922-23.	Total.		
I.—WORKS.	Rs.	Rs.	Rs.	Rs.	Rs.
(1) Head Works.					
C. Works	2,12,211	...	2,12,211	2,12,211	2,12,211
K. Buildings	3,603	...	3,603	3,603	3,603
Total, Head Works ...	2,15,814	...	2,15,814	2,15,814	2,15,814
(2) Main Canals and Branches.					
B. Land	13,170	403	13,573	13,170	13,170
D. Regulators	35,748	...	35,748	35,748	35,748
E. Falls and Weirs	14,449	...	14,449	14,449	14,449
F (1). Other cross drainage works ...	12,709	...	12,709	12,709	12,709
G. Bridges	75,347	...	75,347	75,347	75,347
K. Buildings	16,336	29,241	45,577	49,328	30,011
L. Earth-work	6,84,459	...	6,84,459	6,84,459	6,84,459
M. Plantations	10,740	...	10,740	10,740	10,740
O. Miscellaneous	1,166	...	1,166	1,166	1,166
Total, Main Canals and Branches ...	8,64,124	29,644	8,93,768	8,97,116	8,77,799
Carried over ...	10,79,938	29,644	11,09,582	11,12,930	10,93,613

IRRIGATION BRANCH.

BOMBAY PRESIDENCY.

PUBLIC WORKS DEPARTMENT.

ADMINISTRATIVE ACCOUNTS FOR THE YEAR 1922-1923.

SUKKUR CANAL.

CANAL PROJECT.

No. 2.—Capital Account for, and to end of, 1922-1922—continued.

Heads of Account.	Direct Charges.			Cost of construction as now estimated (Construction estimate closed on 31st March 1886).	Expenditure against closed estimates.
	Previous.	1922-1923.	Total.		
	Rs.	Rs.	Rs.	Rs.	Rs.
Brought forward ...	10,79,938	29,644	11,09,582	11,12,930	10,93,613
(3) Distributaries.					
C. Works ...	63,146	...	63,146	63,146	63,146
L. Earth-work ...	3,861	...	3,861	3,861	3,861
O. Miscellaneous ...	2,205	...	2,205	2,205	2,205
Total, Distributaries ...	69,212	...	69,212	69,212	69,212
6. Water Courses—					
C. Works	5,495	5,495	5,495	5,495
Total, I.—Works ...	11,49,150	35,139	11,84,289	11,87,637	11,68,320
II.—ESTABLISHMENT.					
1 & 2. Direction and Accounts ...	2,13,361	6,389	2,19,750	2,21,192	2,16,846
3. Executive ...					
4. Medical ...					
5. Special Survey ...					
Total, Establishment ...	2,13,361	6,389	2,19,750	2,21,192	2,16,846
III.—TOOLS AND PLANT ...	13,701	725	14,426	14,296	14,096
IV.—Suspense Accounts
Grand Total ...	13,76,212	42,253	14,18,465	14,23,125	13,99,262
V.—Less—Receipts on Capital Account.	160	...	160	160	160
Net Outlay ...	13,76,052	42,253	14,18,305	14,22,965	13,99,102
Apportionment.					
Chargeable to 43—Minor Works and Navigation ...	13,56,919	...	13,56,919	14,22,965	13,99,102
Local Funds ...	19,133	...	19,133		
Chargeable to 55—Construction of Irrigation Works	42,253	42,253		
Total ...	13,76,052	42,253	14,18,305	14,22,965	13,99,102

IRRIGATION BRANCH.

BOMBAY PRESIDENCY.

PUBLIC WORKS DEPARTMENT.

ADMINISTRATIVE ACCOUNTS FOR THE YEAR 1922-1923.

SUKKUR CANAL.

CANAL PROJECT.

No. 3.—Revenue Account for, and to end of, 1922-1923.

Receipts.	Total			Charges.	Total		
	Previous.	1922-1923.	Total		Previous.	1922-1923.	Total
	Rs.	Rs.	Rs.		Rs.	Rs.	Rs.
I.—DIRECT RECEIPTS.				I.—EXTENSIONS AND IMPROVEMENTS.			
1. Water-rates from Irrigation ...	48,551	1,388	49,939	1. Head Works ...	15,425	...	15,425
3. Sales of water ...	2	...	2	2. Main Canals and Branches ...	1,74,942	2,824	1,77,766
5. Plantations ...	28,578	8	29,208	3. Distributaries ...	863	...	863
6. Other canal produce ...		622					
9. Rents of Buildings ...	4,512	43	4,555				
10. Fines ...	9,095	1,694	10,789				
11. Miscellaneous Receipts ...	39,122	1,074	40,196				
Total ...	1,29,860	4,829	1,34,689	Total ...	1,91,230	2,824	1,94,054
II.—INDIRECT RECEIPTS.				II.—MAINTENANCE AND REPAIRS.			
Irrigation share of Land Revenue collected in the Civil Department.	61,04,804	2,23,235	63,28,039	1. Head Works ...	6,627	...	6,627
4 per cent. on $\frac{3}{10}$ ths of the proceeds from sales of occupancy rights per Government of India Nos. 53 and 58-A.I., dated, respectively, 20th June and 1st August 1889, communicated in Government Resolution No. 1209, dated 10th July, and No. 1913, dated 7th November 1889...				2. Main Canals and Branches ...	18,99,576	78,869	19,78,445
	21,508	893	22,401				
Total ...	61,26,312	2,24,128	63,50,440	Total ...	19,06,203	78,869	19,85,072
				IV.—ESTABLISHMENT.			
				1 & 2. Direction and Accounts ...	5,49,504	30,413	5,79,917
Total, Receipts ...	62,56,172	2,28,957	64,85,129	Total ...	5,49,504	30,413	5,79,917
				V.—TOOLS AND PLANT ...	24,556	1,854	26,410
Carried over ...	62,56,172	2,28,957	64,85,129	Carried over ...	26,71,493	1,13,960	27,85,453

IRRIGATION BRANCH.

BOMBAY PRESIDENCY.

PUBLIC WORKS DEPARTMENT.
ADMINISTRATIVE ACCOUNTS FOR THE YEAR 1922-1923.

SUKKUR CANAL.

CANAL PROJECT.

No. 3.—Revenue Account for, and to end of, 1922-1923—continued.

Receipts.	Total.			Charges.	Total.		
	Previous.	1922-1923.	Total.		Previous.	1922-1923.	Total.
	Rs.	Rs.	Rs.		Rs.	Rs.	Rs.
Brought forward ...	62,56,172	2,28,957	64,85,129	Brought forward ...	26,71,493	1,13,960	27,85,453
<i>Note.</i> —Loss to the canal on account of difference between assessment of water-rates on jaghir lands and assessment at the ordinary rates in force for Government lands noted here per Government of India Letter No. 233-L, dated 14th June 1883, communicated under Government Resolution No. 400, dated 11th August 1883.				VI.—REFUNDS OF REVENUE ...	119	...	119
				Deduct—Recoveries on Revenue Account	84	84
				Total ...	26,71,612	1,13,876	27,85,488
				Share of Collection Charges in the Civil Department ...	4,46,257	13,579	4,59,836
				Total, Direct Charges ...	31,17,869	1,27,455	32,45,324
To end of 1921-1922 ...	Rs. 2,61,179			Indirect Charges debitable to Revenue Account as per Account No. 5 ...	87,041	5,075	92,116
Loss for 1922-1923 ...	3,158			Total, Charges ...	32,04,910	1,32,530	33,37,440
Total ...	2,64,337			Balance Net Revenue ...	30,51,262	96,427	31,47,689
Grand Total ...	62,56,172	2,28,957	64,85,129	Grand Total ...	62,56,172	2,28,957	64,85,129

N.B.— Construction Estimate closed on 31st March 1896, vide Government Resolution No. 1411, dated 12th September 1893. Completion Report approved in Government Resolution No. 569, dated 27th March 1896.

No. 4.—Interest Account for, and to end of, 1922-23.

	Amount.		Amount.
	Rs.		Rs.
Total interest charges to end of 1921-1922 ...	26,45,245	Net Revenue realized to end of 1921-1922 ...	30,51,262
Interest charges for the year 1922-1923 ...	47,158	Do. during 1922-1923 ...	96,427
On Rs. 13,64,764 outlay to end of the year 1916-17 at the average rate 3·3252 per cent. ...	Rs. 45,381		31,47,689
On subsequent outlay Rs. 32,425 (from 1917-18 to 1921-22 and half of 1922-23) at the average rate 5·43 per cent. ...	Rs. 1,777	Balance net interest charges ...	—4,55,286
Total ...	26,92,403	Total ...	26,92,403

IRRIGATION BRANCH.

BOMBAY PRESIDENCY.

PUBLIC WORKS DEPARTMENT.
ADMINISTRATIVE ACCOUNTS FOR THE YEAR 1922-23.

SUKKUR CANAL.

CANAL PROJECT.

No. 5.—Account of Indirect Charges for, and to end of, 1922-1923.

Particulars.	Previous.	1922-1923.	Total.
CAPITAL—	Rs.	Rs.	Rs.
1. Capitalized abatement of Land Revenue ...	20,466	20,466
2. Leave and Pension Allowances ...	41,295	894	42,189
3. Audit and Account Establishment	851	851
Total ...	61,761	1,245	63,006
REVENUE—			
1. Capitalized abatement of Land Revenue ...	3,124	...	3,124
2. Leave and Pension Allowances ...	82,714	4,258	86,972
3. Audit and Accounts ...	1,203	817	2,020
Total ...	87,041	5,075	92,116

No. 6.—Statement comparing Charges to date with sanctioned estimates.

Particulars.	Charges against closed sanctions.			Current sanctions.			Total charges to date against old and current sanctions.	Remarks.
	Expenditure against construction estimate.	Expenditure against open capital sanctions.	Total.	Charges to date.	Amount of sanctioned estimate.	Unspent balance of estimate.		
	Rs.	Rs.	Rs.	Rs.	Rs.	Rs.	Rs.	
DIRECT CHARGES.								
Works ...	11,09,106	59,214	11,68,320	15,969	19,317	3,348	11,84,289	
Establishment ...	2,05,471	11,375	2,16,846	2,904	4,346	1,442	2,19,750	
Tools and Plant ...	13,330	766	14,096	330	200	—130	14,426	
Total ...	13,27,907	71,355	13,99,262	19,203	23,863	4,660	14,18,465	
Less—Receipts on Capital Account ...	160	...	160	160	
Net Total ...	13,27,747	71,355	13,99,102	19,203	23,863	4,660	14,18,305	
INDIRECT CHARGES.								
Capitalized abatement of Land Revenue ...	19,775	691	20,466	20,466	
Leave and Pension Allowances ...	40,191	1,592	41,783	406	608	202	42,189	
Audit and Accounts	191	191	160	...	—160	351	
Total ...	59,966	2,474	62,440	566	608	42	63,006	
Grand Total ...	13,87,713	73,829	14,61,542	19,769	24,471	4,702	14,81,311	

Government Resolution (Public Works Department), No. 2701, dated 18th February 1922—Rs. 23,871.

Notes—Sanctions accorded in Government Resolution (Public Works Department), No. 1475, dated 5th August 1922, No. 905, dated 28th December 1922, No. 8179, dated 18th January 1923 and No. 2906, dated 23rd January 1923 have been closed during the year 1922-23 and the expenditure against them have been included under open Capital sanctions of the project.

IRRIGATION BRANCH.

BOMBAY PRESIDENCY.

PUBLIC WORKS DEPARTMENT.
ADMINISTRATIVE ACCOUNTS FOR THE YEAR 1922-23.

GHAR CANAL.
CANAL PROJECT.

No. 2.—Capital Account for, and to end of, 1922-1923.

Heads of Account.	DIRECT CHARGES.			Cost of construction as now estimated (Construction estimate closed on 31st March 1879).	Expenditure against closed estimates.
	Previous.	1922-1923.	Total.		
I.—WORKS.	Rs.	Rs.	Rs.	Rs.	Rs.
<i>(2) Main Canals and Branches.</i>					
A. Preliminary Expenses ...	551	...	551	551	551
B. Land ...	10,001	...	10,001	10,001	10,001
D. Regulators ...	37,173	8,009	45,182	51,392	37,173
G. Bridges ...	6,346	...	6,346	6,346	6,346
K. Buildings ...	1,16,749	5,822	1,22,571	1,24,829	1,22,571
L. Earth-work ...	2,31,614	...	2,31,614	2,31,614	2,31,614
M. Plantations ...	14	...	14	14	14
O. Miscellaneous ...	16,761	...	16,761	16,761	16,761
Total Main Canals and Branches...	4,19,209	13,831	4,33,040	4,41,508	4,25,031
<i>(3) Distributaries.</i>					
C. Works ...	19,777	...	19,777	19,777	19,777
L. Earth-work ...	4,477	...	4,477	4,477	4,477
Total Distributaries ...	24,254	...	24,254	24,254	24,254
<i>(4) Drainage and Protective Works.</i>					
L. Earth-work ...	50,886	...	50,886	50,886	50,886
<i>(6) Water Courses.</i>					
C. Works	9,602	9,602	9,602	9,602
Total I.—Works ...	4,94,349	23,433	5,17,782	5,26,250	5,09,773
II.—ESTABLISHMENT.					
1. & 2. Direction and Accounts ...	1,06,132	4,260	1,10,392	1,12,479	1,08,936
3. Executive ...					
Total Establishment ...	1,06,132	4,260	1,10,392	1,12,479	1,08,936
III.—TOOLS AND PLANT ...	3,711	484	4,195	4,277	4,030
IV.—Suspense Accounts
Grand Total ...	6,04,192	28,177	6,32,369	6,43,006	6,22,739
V.—Less—Receipts on Capital Account.
Net Outlay ...	6,04,192	28,177	6,32,369	6,43,006	6,22,739
<i>Apportionment.</i>					
Chargeable to 43—Minor Works and Navigation ...	5,82,882	...	5,82,882	5,82,882	5,82,882
Chargeable to 55—Construction of Provincial—Irrigation Works ...	21,310	28,177	49,487	60,124	39,857
Total ...	6,04,192	28,177	6,32,369	6,43,006	6,22,739

IRRIGATION BRANCH.

BOMBAY PRESIDENCY.

PUBLIC WORKS DEPARTMENT.

ADMINISTRATIVE ACCOUNTS FOR THE YEAR 1922-1923.

GHAR CANAL.

CANAL PROJECT.

No. 3.—Revenue Account for, and to end of, 1922-1923.

Receipts.	Total.			Charges.	Total.		
	Previous.	1922-1923.	Total.		Previous.	1922-1923.	Total.
	Rs.	Rs.	Rs.		Rs.	Rs.	Rs.
I.—DIRECT RECEIPTS.				I.—EXTENSIONS AND IMPROVEMENTS.			
1. Water-rates from Irrigation ...	2,64,340	5,289	2,69,629	1. Head Works ...	1,407	...	1,407
5. Plantations ...	80,742	472	83,308	2. Main Canals and Branches ...	4,21,528	1,217	4,22,845
6. Other canal produce ...		2,094		3. Distributaries ...	12,796	...	12,796
8. Navigation	44	44				
9. Rents of Buildings.	24,093	35	24,128				
10. Fines ...	25,245	2,470	27,715				
11. Miscellaneous Receipts ...	2,18,464	6,780	2,25,194				
Total ...	6,12,884	17,184	6,30,018	Total ...	4,35,831	1,217	4,37,048
II.—INDIRECT RECEIPTS.				II.—MAINTENANCE AND REPAIRS.			
Irrigation share of Land Revenue collected in the Civil Department.	3,27,57,460	8,97,412	3,36,54,872	2. Main Canals and Branches ...	46,60,042	1,98,838	48,58,880
4 per cent. on $\frac{1}{10}$ ths of the proceeds from sales of occupancy rights per Government of India Nos. 53 and 58-A.I., dated, respectively, 20th June and 1st August 1889, communicated in Government Resolution No. 1209, dated 10th July, and No. 1913, dated 7th November 1889.	1,71,451	7,627	1,79,078	3. Distributaries ...	15,675	...	15,675
Total ...	3,29,28,911	9,05,039	3,38,33,950	Total ...	46,75,717	1,98,838	48,74,555
Total, Receipts ...	3,35,41,795	9,22,173	3,44,63,968	III.—COMPENSATION ...	108	...	108
				IV.—ESTABLISHMENT.			
				1. & 2. Direction and Accounts ...	13,56,566	73,252	14,29,818
				3. Executive ...			
				Total ...	13,56,566	73,252	14,29,818
				V.—TOOLS AND PLANT ...	18,080	4,216	22,296
Carried over ...	3,35,41,795	9,22,173	3,44,63,968	Carried over ...	64,86,302	2,77,523	67,63,825

IRRIGATION BRANCH.

BOMBAY PRESIDENCY.

PUBLIC WORKS DEPARTMENT.

ADMINISTRATIVE ACCOUNTS FOR THE YEAR 1922-1923.

GHAR CANAL.

CANAL PROJECT.

No. 3.—Revenue Account for, and to end of, 1922-1923.

Receipts.	Total.			Charges.	Total.		
	Previous.	1922-1923.	Total.		Previous.	1922-1923.	Total.
	Rs.	Rs.	Rs.		Rs.	Rs.	Rs.
Brought forward ...	8,85,41,795	9,22,173	8,44,63,968	Brought forward ...	64,86,302	2,77,523	67,63,825
<i>Note.</i> —Loss to the canal on account of difference between assessment of water-rates on Jaghir lands and assessment at the ordinary rates in force for Government lands noted here per Government of India letter No. 233-L, dated 14th June 1883, communicated under Government Resolution No. 400, dated 11th August 1883. To end of 1921-1922. Rs. 13,65,141 Loss for 1922-1923... 35,797 Total ... 14,00,938				VI.—REFUNDS OF REVENUE ...	184	...	184
				Suspense Account ..	—1	...	—1
				Deduct—Recoveries on Revenue Account ...	438	...	438
				Total ...	64,86,047	2,77,523	67,63,570
				Share of Collection Charges in the Civil Department ...	25,97,320	54,312	26,51,632
				Total Direct Charges...	90,83,367	3,31,835	94,15,202
				Indirect Charges debit-able to Revenue Account as per Account No. 5 ...	2,23,275	12,364	2,35,639
				Total, Charges ...	93,06,642	3,44,199	96,50,841
				Balance Net Revenue ...	2,42,35,153	5,77,974	2,48,13,127
Grand Total ...	8,85,41,795	9,22,173	8,44,63,968	Grand Total ...	8,85,41,795	9,22,173	8,44,63,968

N.B.—Construction Estimate closed on 31st March 1872—vide Government Resolution No. 1411, dated 12th September 1893. Completion Report approved in Government Resolution No. 927, dated 11th June 1895.

No. 4.—Interest Account for, and to end of, 1922-1923.

	Amount.		Amount.
	Rs.		Rs.
Total interest charges to end of 1921-1922...	9,53,770	Net Revenue realized to end of 1921-1922.	2,42,35,153
Interest charges for the year 1922-1923 ...	22,064	Net Revenue realized during 1922-1923...	5,77,974
On Rs. 5,48,405 outlay to end of the year 1916-17 at the average rate 3·3252 per cent.	18,235		2,48,13,127
On subsequent outlay Rs. 69,875 (from the year 1917-18 to 1921-22 and half of 1922-23).	3,829	Balance net interest charges	—2,38,37,293
Total ...	9,75,834	Total ...	9,75,834

IRRIGATION BRANCH.

BOMBAY PRESIDENCY

PUBLIC WORKS DEPARTMENT.

ADMINISTRATIVE ACCOUNTS FOR THE YEAR 1922-1923.

GHAR CANAL.

CANAL PROJECT.

No. 5—Account of Indirect Charges for, and to end of, 1922-23.

Particulars.	Previous.	1922-1923.	Total.
CAPITAL—	Rs.	Rs.	Rs.
1. Capitalized abatement of Land Revenue ...	13,954	13,954
2. Leave and Pension Allowances ...	19,891	596	19,987
3. Audit and Accounts ...	178	234	412
Total ...	33,523	830	34,353
REVENUE—			
1. Capitalized abatement of Land Revenue ...	16,161	108	16,269
2. Leave and Pension Allowances ...	2,05,675	10,255	2,15,930
3. Audit and Accounts ...	1,439	2,001	3,440
Total ...	2,23,275	12,364	2,35,639

No. 6—Statement comparing Charges to date with Sanctioned Estimates.

Particulars.	Charges against Closed Sanctions.			Current Sanctions.			Total charges to date against old and current sanctions.	Remarks.
	Expenditure against construction estimate.	Expenditure against open capital sanctions.	Total.	Charges to date.	Amount of sanctioned estimate.	Unspent balance of estimate.		
DIRECT CHARGES.	Rs.	Rs.	Rs.	Rs.	Rs.	Rs.	Rs.	
Works ...	3,38,237	1,71,536	5,09,773	8,009	16,477	8,468	5,17,782	
Establishment ...	75,554	33,382	1,08,936	1,456	3,543	2,087	1,10,392	
Tools and Plant ...	1,746	2,284	4,030	165	247	82	4,195	
Total ...	4,15,537	2,07,202	6,22,739	9,630	20,267	10,637	6,32,639	
Less—Receipts on Capital Account...	
Net Total ...	4,15,537	2,07,202	6,22,739	9,630	20,267	10,637	6,32,369	
INDIRECT CHARGES.								
Capitalized Abatement of Land Revenue ...	10,329	3,625	13,954	13,954	
Leave and Pension Allowances ...	15,111	4,672	19,783	204	496	292	19,987	
Audit and Accounts...		332	332	80	165	85	412	
Total ...	25,440	8,623	34,069	284	661	377	34,353	
Grand Total ...	4,40,977	2,15,831	6,56,808	9,914	20,928	11,014	6,66,722	

Government Resolution No. 3595 dated 1st March 1923 Rs. 30,928.
 Note.—Sanctions accorded in Government Resolution No. 2954, dated 10th November 1922, Government Resolution No. 2989, dated 2nd December 1922, and Government Resolution No. 2995, dated 11th January 1923 have been closed during 1922-1923 and the expenditure against them have been included under open Capital Sanction.

IRRIGATION BRANCH.

BOMBAY PRESIDENCY.

PUBLIC WORKS DEPARTMENT.

ADMINISTRATIVE ACCOUNTS FOR THE YEAR 1922-1923.

ALIBHAR KACHERI CANAL.

CANAL PROJECT.

No. 3.—Revenue Account for, and to end of, 1922-1923.

Receipts.	Total.			Charges.	Total.		
	Previous.	1922-1923.	Total.		Previous.	1922-1923.	Total.
I.—DIRECT RECEIPTS.	Rs.	Rs.	Rs.	I.—EXTENSIONS AND IMPROVEMENTS.	Rs.	Rs.	Rs.
1. Water-rates from Irrigation ...	25,524	953	26,477	2. Main Canals and Branches ...	6,484	...	6,484
5. Plantations ...	5,019	{ ... }	5,411	4. Drainage and Protective Works ...	245	...	245
6. Other canal produce ...	3	...	3	Total ...	6,729	...	6,729
8. Navigation ...	130	...	130	II.—MAINTENANCE AND REPAIRS.			
11. Miscellaneous receipts ...	4,182	175	4,357	2. Main Canals and Branches ...	13,347	524	13,871
Total ...	34,858	1,520	36,378	3. Distributaries ...	12,672	...	12,672
II.—INDIRECT RECEIPTS.				Total ...	26,019	524	26,543
Irrigation share of Land Revenue collected in the Civil Department.	3,06,323	10,054	3,16,377	IV.—ESTABLISHMENT.			
4 per cent. on 9/10ths of the proceeds from sales of occupancy rights per Government of India Nos. 53 and 58-A.I., dated respectively, 20th June and 1st August 1889, communicated in Government Resolution No. 1209, dated 10th July, and No. 1913, dated 7th November 1889 ...	20,648	840	21,488	1. & 2. Direction and Accounts ...	23,240	3,232	26,472
Total ...	3,26,971	10,894	3,37,865	3. Executive
Total, Receipts ...	3,61,829	12,414	3,74,243	Total ...	23,240	3,232	26,472
Note. —Loss to the canal on account of difference between assessment of water-rates on jâghir lands and assessment at the ordinary rates in force for Government lands noted here per Government of India letter No. 233-L, dated 14th June 1883, communicated under Government Resolution No. 400, dated 11th August 1883:—				V.—TOOLS AND PLANT...	978	103	1,081
To end of 1921-1922 ... 1,23,351				VI.—REFUNDS OF REVENUE ...	19	...	19
Loss for 1922-1923 ... 687				Total ...	56,985	3,859	60,844
Total ... 1,23,938				Share of Collection Charges in the Civil Department ...	25,759	660	26,419
				Total Direct Charges ...	82,744	4,519	87,263
				Indirect Charges debitable to Revenue Account as per Account No. 5 ...	3,794	457	4,251
				Total, Charges ...	86,538	4,976	91,514
				Balance Net Revenue ...	2,75,291	7,438	2,82,729
				Grand Total ...	3,61,829	12,414	3,74,243

N.B.—Last Capital Account detailed in the Administrative Account for 1922-23.

Construction Estimate closed on 31st March 1876—vide Government Resolution No. 1411, dated 12th September 1893. Completion Report approved in Government Resolution No. 1229, dated 1st August 1894.

IRRIGATION BRANCH.

BOMBAY PRESIDENCY.

PUBLIC WORKS DEPARTMENT.

ADMINISTRATIVE ACCOUNTS FOR THE YEAR 1922-23.

IRRIGATION WORKS.

ALIBHAR KACHERI CANAL.

CANAL PROJECT.

No. 4.—Interest Account for, and to end of, 1922-1923.

	Amount.		Amount.
	Rs.		Rs.
Total interest charges to end of 1921-1922 ...	48,269	Net Revenue realized to end of 1921-1922.	2,75,291
Interest charges for the year 1922-1923 ...	5,168		
On Rs. 23,207 outlay to end of the	Rs.	Net Revenue realized during 1922-1923.	7,438
year 1916-17 at the average rate			
3.3252 per cent. ...	772		
On subsequent outlay 80,223 at the			
average rate 5.48 per cent. ...	4,396	Balance net interest charges ...	2,82,729
			-2,29,292
Total ..	53,437	Total ...	53,437

No. 5.—Account of Indirect Charges for, and to end of, 1922-1923.

Particulars.	Previous.	1922-1923.	Total.
	Rs.	Rs.	Rs.
REVENUE—			
1. Capitalized abatement of Land Revenue
2. Leave and Pension Allowances ...	3,815	452	4,267
3. Audit and Accounts ...	—21	5	—16
Total ...	3,794	457	4,251

IRRIGATION BRANCH.

BOMBAY PRESIDENCY.

PUBLIC WORKS DEPARTMENT.

ADMINISTRATIVE ACCOUNTS FOR THE YEAR 1922-1923.

MARAK GREAT CANAL.

CANAL PROJECT.

No. 2, Capital Account for, and to end of, 1922-1923.

Heads of Account.	Direct Charges.			Cost of construction as now estimated (Construction estimate closed on 31st March 1882).	Expenditure against closed estimates.
	Previous.	1922-1923.	Total.		
	Rs.	Rs.	Rs.	Rs.	Rs.
I.—WORKS.					
<i>(2) Main Canals and Branches.</i>					
B. Land	1,062	...	1,062	1,446	1,062
D. Regulators	1,43,235	...	1,43,235	1,43,235	1,43,235
G. Bridges	929	...	929	929	929
K. Buildings	31,490	6,523	38,013	47,621	31,490
L. Earth-work	1,53,063	...	1,53,063	1,53,063	1,53,063
Total Main Canals and Branches ...	3,29,779	6,523	3,36,302	3,46,294	3,29,779
II.—ESTABLISHMENT.					
1 and 2. Direction and Accounts ...	85,672	2,290	87,962	89,223	85,672
3. Executive					
Total Establishment ...	85,672	2,290	87,962	89,223	85,672
III.—TOOLS AND PLANT ...	3,385	103	3,488	3,633	3,385
Grand Total ...	4,18,836	8,916	4,27,752	4,39,150	4,18,836
V.—Less Receipts on Capital Account.	80	...	80	80	80
Net Outlay ...	4,18,756	8,916	4,27,672	4,39,070	4,18,756
<i>Apportionment.</i>					
Chargeable to 43—Minor Works and Navigation	4,18,756	...	4,18,756	4,39,070	4,18,756
Chargeable to 55—Construction of Irrigation Works Provincial	8,916	8,916		
Total ...	4,18,756	8,916	4,27,672	4,39,070	4,18,756

IRRIGATION BRANCH.

BOMBAY PRESIDENCY.

PUBLIC WORKS DEPARTMENT.

ADMINISTRATIVE ACCOUNTS FOR THE YEAR 1922-1923.

MA'RAK GREAT CANAL.

CANAL PROJECT.

No.—Revenue Account for, and to end of, 1922-1923.

Receipts.	Total.			Charges.	Total.		
	Previous.	1922-1923.	Total.		Previous.	1922-1923.	Total.
I.—DIRECT RECEIPTS.	Rs.	Rs.	Rs.	I.—EXTENSIONS AND IMPROVEMENTS.	Rs.	Rs.	Rs.
1. Water-rates from Irrigation ...	1,23,478	4,141	1,27,619	2. Main Canals and Branches ...	46,114	1,447	47,561
3. Sales of water ...	15	...	15				
5. Plantations ...	29,940	120	32,423				
6. Other canal produce ...	126	2,363	126	II.—MAINTENANCE AND REPAIRS.			
8. Navigation ...	143	1	144	1. Head Works ...	3,416	...	3,416
9. Rents of Buildings ...	2,395	2	2,397	2. Main Canals and Branches ...	5,29,266	32,998	5,62,264
10. Fines ...	15,857	631	16,488				
11. Miscellaneous Receipts ...	150	...	150	Total ...	5,32,682	32,998	5,65,680
Deduct—Refunds ...							
Total ...	1,71,804	7,258	1,79,062				
II.—INDIRECT RECEIPTS				IV.—ESTABLISHMENT.			
Irrigation share of Land Revenue collected in the Civil Department.	34,39,096	1,35,008	35,74,104	1 & 2. Direction and Accounts ...	2,42,723	30,954	2,73,677
4 per cent. on $\frac{8}{10}$ ths of the proceeds from sales of occupancy rights per Government of India Nos. 53 and 58-A. I., dated respectively 20th June and 1st August 1889, communicated in Government Resolution No. 1209, dated 10th July, and No. 1913, dated 7th November 1889 ...	72,564	3,551	76,115	3. Executive
Total ...	35,11,660	1,38,559	36,50,219	Total ...	2,42,723	30,954	2,73,677
Total Receipts ...	36,83,464	1,45,817	38,29,281	V.—TOOLS AND PLANT ...	5,073	767	5,840
Note. —Loss to the canal on account of difference between assessment of water-rates on jaghir lands and assessment at the ordinary rates in force for Government lands noted here per Government of India letter No. 233-I., dated 14th June 1883, communicated under Government Resolution No. 430, dated 11th August 1883 :—				VI.—REFUNDS OF REVENUE ...	40	...	40
To end of 1921-1922 ...	7,42,163			Total ...	8,26,632	66,166	8,92,798
Loss for 1922-1923 ...	19,472			Share of Collection Charges in the Civil Department ...	2,61,544	8,349	2,69,893
Total ...	7,61,635			Total Direct Charges ...	10,88,176	74,515	11,62,691
				Indirect Charges debitable to Revenue Account as per Account No. 5 ...	36,301	4,678	40,979
				Total, Charges ...	11,24,477	79,193	12,03,670
				Balance Net Revenue ...	25,58,987	66,624	26,25,611
Grand Total ...	36,83,464	1,45,817	38,29,281	Grand Total ...	36,83,464	1,45,817	38,29,281

N.B.—Construction Estimate closed on 31st March 1882—vide Government Resolution No. 1411, dated 12th September 1893
Completion Report approved in Government Resolution No. 1229, dated 1st August 1894.

IRRIGATION BRANCH.

BOMBAY PRESIDENCY

PUBLIC WORKS DEPARTMENT.

ADMINISTRATIVE ACCOUNTS FOR THE YEAR 1922-1923.

MARAK GREAT CANAL

CANAL PROJECT.

No. 4.—Interest Account for, and to end of, 1922-1923.

	Amount Rs.		Amount Rs.
Total interest charges to end of 1921-1922	3,98,988	Net Revenue realized to end of 1921-1922	25,58,987
Interest charges for the year 1922-1923	18,722	Net Revenue realized during 1922-1923	66,624
On Rs. 2,07,436 outlay to end of the year 1916-17 at the average rate 3.3252 per cent.	Rs. 6,897		26,25,611
On subsequent outlay ...	11,825	Balance net interest charges ...	22,07,901
Total ...	4,17,710	Total ...	4,17,710

No. 5.—Account of Indirect Charges for, and to end of, 1922-1923.

Particulars.	Previous. Rs.	1922-1923. Rs.	Total. Rs.
CAPITAL—			
1. Capitalized Abatement of Land Revenue...	1,554	1,554
2. Leave and Pension Allowances ...	13,957	321	14,278
3. Audit and Accounts Establishment	65	65
Total ...	15,511	386	15,897
REVENUE—			
1. Capitalized Abatement of Land Revenue ...	772	772
2. Leave and Pension Allowances ...	35,283	4,334	39,617
3. Audit and Accounts Establishment ...	246	344	590
Total ...	36,301	4,678	40,979

PUBLIC WORKS DEPARTMENT.
ADMINISTRATIVE ACCOUNTS FOR THE YEAR 1922-23.

MARAK GREAT CANAL.

CANAL PROJECT.

No. 6.—Statement comparing Charges to date with sanctioned Estimates.

Particulars.	Charges against Closed Sanction.			Current Sanctions.			Total charges to date against old and current sanctions.	Remarks.
	Expenditure against construction Estimate.	Expenditure against open capital sanctions.	Total.	Charges to date.	Amount of sanctioned estimate.	Unspent balance of estimate.		
	Rs.	Rs.	Rs.	Rs.	Rs.	Rs.	Rs.	
DIRECT CHARGES.								
Works	1,59,516	1,70,263	3,29,779	6,523	16,515	9,992	3,86,302	
Establishment ...	32,719	52,953	85,672	2,290	3,551	1,261	87,962	
Tools and Plant ...	1,445	1,940	3,385	103	248	145	3,488	
Total ...	1,93,680	2,25,156	4,18,836	8,916	20,314	11,398	4,27,752	
<i>Less—Receipts on Capital Account...</i>	80	...	80	80	
Net Total ...	1,93,600	2,25,156	4,18,756	8,916	20,314	11,398	4,27,672	
INDIRECT CHARGES.								
Capitalized Abatement of Land Revenue ...	942	612	1,554	...	440	440	1,554	
Leave and Pension Allowances ...	6,544	7,413	13,957	321	497	176	14,278	
Audit and Accounts Establishment	65	165	100	65	
Total ...	7,486	8,025	15,511	386	1,102	716	15,897	
Grand Total ...	2,01,086	2,33,181	4,34,267	9,302	21,416	12,114	4,43,569	

Government Resolution (Public Works Department), No. 2114, dated 27th September 1922.

IRRIGATION BRANCH.

BOMBAY PRESIDENCY.

PUBLIC WORKS DEPARTMENT.

ADMINISTRATIVE ACCOUNTS FOR THE YEAR 1922-1923.

SARFRAZWA'H CANAL.

CANAL PROJECT.

No. 3.—Revenue Account for, and to end of, 1922-1923.

Receipts.	TOTAL.			Charges.	TOTAL.		
	Previous.	1922-1923.	Total.		Previous.	1922-1923.	Total.
I.—DIRECT RECEIPTS.	Rs.	Rs.	Rs.	I.—EXTENSIONS AND IMPROVEMENTS.	Rs.	Rs.	Rs.
1. Water-rates from Irrigation ...	75,616	3,031	78,647	2. Main Canals and Branches ...	42,953	...	42,953
6. Plantations... }	23,779	{ 42	{ 24,809				
6. Other canal produce ...		988					
8. Navigation ...	62	...	62	II.—MAINTENANCE AND REPAIRS.			
9. Rents of buildings ...	7	...	7	2. Main Canals and Branches ...	3,72,396	11,938	3,84,334
10. Fines ...	425	...	425	4. Drainage and Protective Works ...	6,778	...	6,778
11. Miscellaneous Receipts...	8,045	320	8,365	Total ...	3,79,174	11,938	3,91,112
12. Deduct—Refunds...	—1	...	—1				
Total ...	1,07,933	4,381	1,12,314	IV.—ESTABLISHMENT.			
II.—INDIRECT RECEIPTS.				1 & 2. Direction and Accounts ...	1,47,525	10,367	1,57,892
Irrigation share of Land Revenue collected in the Civil Department ...	11,82,178	37,084	12,19,262	3. Executive ...			
4 per cent. on $\frac{2}{5}$ ths of the proceeds from sales of occupancy rights per Government of India Nos. 53 and 58-A. I., dated respectively 20th June and 1st August 1889, communicated in Government Resolution No. 1209, dated 10th July, and No. 1913, dated 7th November 1889 ...	33,310	1,385	34,695	Total ...	1,47,525	10,367	1,57,892
Total ...	1,215,488	38,469	12,53,957	V.—TOOLS AND PLANT...	2,505	261	2,766
Total Receipts ...	13,23,421	42,850	13,66,271	VI.—REFUNDS OF REVENUE ...	4	...	4
<i>Note.</i> —Loss to the canal on account of difference between assessment of water-rates on jaghir lands and assessment at the ordinary rates in force for Government lands noted here per Government of India letter No. 233-I, dated 14th June 1883, communicated under Government Resolution No. 400, dated 11th August 1883 :—				Total ...	5,72,161	22,566	5,94,727
Rs.				Share of Collection Charges in the Civil Department ...	91,220	2,407	93,627
To end of 1921-1922...3,76,042				Total Direct Charges ...	6,63,381	24,973	6,88,354
Loss for 1922-1923 ... 5,926				Indirect Charges debitable to Revenue Account as per Account No. 5 ...	23,564	1,570	25,134
Total... 3,81,968				Total Charges ..	6,86,945	26,543	7,13,488
				Balance Net Revenue ...	6,36,476	16,307	6,52,783
Grand Total ...	13,23,421	42,850	13,66,271	Grand Total ...	13,23,421	42,850	13,66,271

N.B.—Last Capital Account detailed in the Administrative Accounts for 1881-82. Construction Estimate closed on 31st March 1876—vide Government Resolution No. 1411, dated 12th September 1893. Completion Report approved in Government Resolution, No. 1229, dated 1st August 1894.

IRRIGATION BRANCH.

BOMBAY PRESIDENCY.

PUBLIC WORKS DEPARTMENT.

ADMINISTRATIVE ACCOUNTS FOR THE YEAR 1922-1923.

SURFRAZWAH CANAL.

CANAL PROJECT.

No. 4.—Interest Account for, and to end of, 1922-1923.

	Amount Rs.		Amount Rs.
Total interest charges to end of 1921-1922.	2,21,980	Net Revenue realized to end of 1921-1922.	6,36,476
Interest charges for the year 1922-1923 on Rs. 1,18,559 outlay to end of the year 1916-17 at the average rate 3·3252 per cent.	3,942		16,307
		Net Revenue realized during 1922-1923:..	6,52,783
Subsequent outlay—Nil.		Balance net interest charges ..	4,26,861
Total ...	2,25,922	Total ...	2,25,922

No. 5.—Account of Indirect Charges for, and to end of, 1922-1923.

Particulars.	Previous. Rs.	1922-1923. Rs.	Total. Rs.
REVENUE—			
1. Capitalized abatement of Land Revenue	1,278	1,278
2. Leave and Pension Allowances	22,069	1,451	23,520
3. Audit and Accounts Establishment... ..	217	119	336
Total ...	23,564	1,570	25,134

IRRIGATION BRANCH.

BOMBAY PRESIDENCY.

PUBLIC WORKS DEPARTMENT.

ADMINISTRATIVE ACCOUNTS FOR THE YEAR 1922-1923.

FULELI CANAL.

CANAL PROJECT.

No. 2.—Capital Account for, and to end of, 1922-1923.

Heads of Account.	DIRECT CHARGES.			Cost of construction as now estimated (construction estimate closed on 31st March 1895).	Expenditure against closed estimates.
	Previous.	1922-1923.	Total.		
I.—WORKS.	Rs.	Rs.	Rs.	Rs.	Rs.
(1) <i>Head Works.</i>					
C. Works	66,278	...	66,278	66,278	66,278
K. Buildings	4,012	...	4,012	4,012	4,012
Total Head Works ...	70,290	...	70,290	70,290	70,290
(2) <i>Main Canal and Branches.</i>					
A. Preliminary Expenses ...	43,303	5,000	48,303	71,483	43,303
B. Land	7,456	...	7,456	7,456	7,456
D. Regulators	4,53,200	1,70,955	6,24,155	8,00,626	2,13,773
G. Bridges	36,992	...	36,992	36,992	36,992
H. Escapes	2,44,313	...	2,44,313	2,44,313	2,44,313
K. Buildings	45,000	8,003	53,003	69,401	44,073
L. Earth-work	8,30,837	...	8,30,837	8,30,837	8,30,837
O. Miscellaneous	26,347	...	26,347	26,347	26,347
Total Main Canals and Branches ...	16,87,448	1,83,958	18,71,406	20,87,455	14,47,094
(3) <i>Distributaries.</i>					
B. Land	667	...	667	667	667
C. Works	65,540	...	65,540	65,540	65,540
L. Earth-work	32,160	...	32,160	32,160	32,160
Total Distributaries ...	98,367	...	98,367	98,367	98,367
Total I—Works ...	18,56,105	1,83,958	20,40,063	22,56,112	16,15,751
II.—ESTABLISHMENT.					
1 & 2. Direction and Accounts ...	4,31,452	64,573	4,96,025	5,03,648	3,50,001
3. Executive					
Total Establishment ...	4,31,452	64,573	4,96,025	5,03,648	3,50,001
III.—TOOLS AND PLANT	11,772	2,913	14,685	23,540	9,398
IV.—Suspense Accounts
Grand Total ...	22,99,329	2,51,444	25,50,773	27,83,300	19,75,150
V.—Less Receipts on Capital Account.	504	...	504	504	504
Net Outlay ...	22,98,825	2,51,444	25,50,269	27,82,796	19,74,646
<i>Apportionment.</i>					
Chargeable to 43.—Minor Works and Navigation ...	21,22,765	...	21,22,765	27,82,796	19,74,646
Chargeable to 55.—Construction of Irrigation Works. ...	1,76,060	2,51,444	4,27,504		
Total ...	22,98,825	2,51,444	25,50,269	27,82,796	19,74,646

IRRIGATION BRANCH.

BOMBAY PRESIDENCY.

PUBLIC WORKS DEPARTMENT.

ADMINISTRATIVE ACCOUNTS FOR THE YEAR 1922-1923.

FULELI CANAL.

CANAL PROJECT.

No. 3.—Revenue Account for, and to end of, 1922-1923.

Receipts.	Total.			Charges.	Total.		
	Previous.	1922-1923.	Total.		Previous.	1922-1923.	Total.
	Rs.	Rs.	Rs.		Rs.	Rs.	Rs.
I.—DIRECT RECEIPTS.				I.—EXTENSIONS AND IMPROVEMENTS.			
1. Water-rates from Irrigation ...	15,07,821	45,517	15,53,338	2. Main Canals and Branches. ...	4,17,020	13,102	4,30,122
3. Sales of water ...	3,573	148	3,721	3. Distributaries ...	28,517	...	28,517
5. Plantations ...	1,81,161	191	1,92,541				
6. Other canal produce ...							
8. Navigation ...	74,867	954	75,821	Total ...	4,45,537	13,102	4,58,639
9. Rents of buildings. ...	7,716	19	7,735				
10. Fines ...	17,098	2,109	19,207	II.—MAINTENANCE AND REPAIRS.			
11. Miscellaneous Receipts ...	1,95,030	7,458	2,02,488				
12. Deduct—Refunds...	847	862	1,209	1. Head Works ...	169	...	169
Total ..	19,86,919	66,723	20,53,642	2. Main Canals and Branches ...	56,33,155	1,19,690	57,52,845
				3. Distributaries ...	1,155	...	1,155
II.—INDIRECT RECEIPTS				Total ...	56,34,479	1,19,690	57,54,169
Irrigation share of Land Revenue collected in the Civil Department ...	2,09,86,233	6,53,101	2,16,39,334				
per cent. on $\frac{9}{10}$ ths of the proceeds from sales of occupancy rights per Government of India Nos. 53 and 53-A. I., dated respectively 20th June and 1st August 1889, communicated in Government Resolution No. 1209, dated 10th July, and No. 1913, dated 7th November 1889 ...	3,01,940	21,436	3,23,376	IV.—ESTABLISHMENT.			
				1 & 2. Direction and Accounts ...	18,68,964	1,30,799	19,99,763
Total ...	2,12,88,173	6,74,537	2,19,62,710	Total ...	18,68,964	1,30,799	19,99,763
Total, Receipts ...	2,32,75,092	7,41,260	2,40,16,352	V.—TOOLS AND PLANT ...	47,537	3,348	50,885
Carried over ...	2,32,75,092	7,41,260	2,40,16,352	Carried over ...	79,96,517	2,66,939	82,63,456

IRRIGATION BRANCH

BOMBAY PRESIDENCY.

PUBLIC WORKS DEPARTMENT.

ADMINISTRATIVE ACCOUNTS FOR THE YEAR 1922-1923.

FULELI CANAL.

CANAL PROJECT.

No. 3.—Revenue Account for, and to end of, 1922-1923—continued.

Receipts.	Total.			Charges.	Total.		
	Previous.	1922-1923.	Total.		Previous.	1922-1923.	Total.
	Rs.	Rs.	Rs.		Rs.	Rs.	Rs.
Brought over ...	2,32,75,092	7,41,260	2,40,16,352	Brought over ...	79,96,517	2,66,939	82,63,456
<i>Note.</i> —Loss to the canal on account of difference between assessment of water-rates on jaghir lands and assessment at the ordinary rates in force for Government lands noted here per Government of India letter No. 233-I, dated 14th June 1883, communicated under Government Resolution No. 400, dated 11th August 1883. Rs. To end of 1921-1922. 63,39,558 Loss for 1922-1923. 1,79,386 Total ... 65,18,944				VI.—REFUNDS OF REVENUE ...	3,730	...	3,730
				Suspense Account ...	7,344	—4,552	2,792
				Deduct Recoveries on Revenue Account ...	—68	—60	—128
				Total ...	80,07,523	2,62,327	82,69,850
				Share of Collection Charges in the Civil Department ...	16,82,252	42,035	17,24,287
				Total, Direct Charges ...	96,89,775	3,04,362	99,94,137
				Indirect Charges debit-able to Revenue Account as per Account No. 5 ...	3,07,540	19,993	3,27,533
				Total, Charges ...	99,97,315	3,24,355	1,03,21,670
				Balance Net Revenue ...	1,32,77,777	4,16,905	1,36,94,682
				Grand Total ...	2,32,75,092	7,41,260	2,40,16,352

N.B.—Construction Estimate closed on 31st March 1893—vide Government Resolution No. 1035, dated 27th June 1894.
Completion Report approved in Government Resolution No. 1035, dated 27th June 1894.

IRRIGATION BRANCH.

BOMBAY PRESIDENCY.

PUBLIC WORKS DEPARTMENT.

ADMINISTRATIVE ACCOUNTS FOR THE YEAR 1922-1923.

FULELI CANAL—continued.

CANAL PROJECT.

No. 4.—Interest Account for, and to end of, 1922-1923.

	Amount Rs.		Amount Rs.
Total interest charges to end of 1921-1922	30,30,757	Net Revenue realized to end of 1921-1922	1,32,77,777
Interest charges for the year 1922-1923	91,396	Net Revenue realized during 1922-1923.	4,16,905
On Rs. 19,24,515 outlay to end of the year 1916-17 at the average rate 3·3252 p·r cent.	63,994		1,36,94,682
On subsequent outlay Rs. 5,00,032 (from 1917-18 to 1921-22 and half of 1922-23) at the average rate 5·48 per cent.	27,402	Balance net interest charges	... -1,05,72,529
Total ...	31,22,153		31,22,153

No. 5.—Account of Indirect Charges for, and to end of, 1922-1923.

Particulars.	Previous.	1922-1923.	Total.
CAPITAL—			
1. Capitalized abatement of Land Revenue	Rs. 14,412	Rs. 818	Rs. 15,230
2. Leave and Pension Allowances	69,773	9,040	78,913
3. Audit and Accounts Establishment	1,291	1,840	3,131
Total ...	85,576	11,698	97,274
REVENUE—			
1. Capitalized abatement of Land Revenue	17,146	353	17,499
2. Leave and Pension Allowances	2,88,775	18,312	3,07,087
3. Audit and Accounts Establishment	1,619	1,328	2,947
Total ...	3,07,540	19,993	3,27,533

No. 6.—Statement comparing Charges to date with sanctioned Estimate.

Particulars.	Charges against Closed Sanctions.			Current Sanctions.			Total charges to date against old and current sanctions.	Remarks.
	Expenditure against construction estimate.	Expenditure against open capital sanctions.	Total.	Charges to date.	Amount of sanctioned estimate.	Unspent balance of estimate.		
DIRECT CHARGES.								
Works	Rs. 9,84,801	Rs. 6,30,950	Rs. 16,15,751	Rs. 4,24,312	Rs. 6,40,361	Rs. 2,16,049	Rs. 20,40,063	
Establishment	2,00,468	1,49,533	3,50,001	1,46,024	1,53,647	7,623	4,96,025	
Tools and Plant	1,325	8,073	9,398	5,287	14,142	8,855	14,685	
Total	11,86,594	7,88,556	19,75,150	5,75,623	8,08,150	2,32,527	25,50,773	
Less—Receipts on Capital Account.	21	483	504	504	
Net Total	11,86,573	7,88,073	19,74,646	5,75,623	8,08,150	2,32,527	25,50,269	
INDIRECT CHARGES.								
Capitalized Abatement of Land Revenue.	6,800	7,612	14,412	818	5,727	4,909	15,230	
Leave and Pension Allowances.	37,536	20,933	58,469	20,444	21,510	1,066	78,913	
Audit and Accounts...	3,131	535	—2,596	3,131	
Total	44,336	28,545	72,881	24,393	27,772	3,379	97,274	
Grand Total	12,30,909	8,16,618	20,47,527	6,00,016	8,35,922	2,35,906	26,47,543	

Rs.
G. O. (P.W.D.) No. 15,863 dated 7th November 1921 ... 7,51,848
G. R. (P.W.D.) No. 1563 dated 14th November 1922 ... 32,792
G. R. (P.W.D.) No. 1971 dated 6th March 1913 ... 51,842
8,35,922

IRRIGATION BRANCH

BOMBAY PRESIDENCY

PUBLIC WORKS DEPARTMENT.

ADMINISTRATIVE ACCOUNTS FOR THE YEAR 1922-1923.

HASANALIWAH CANAL

CANAL PROJECT.

No. 3.—Revenue Account for, and to end of, 1922-1923.

Receipts.	Total.			Charges.	Total.		
	Previous.	1922-1923.	Total.		Previous.	1922-1923.	Total.
I.—DIRECT RECEIPTS.	Rs.	Rs.	Rs.	I.—EXTENSIONS AND IMPROVEMENTS.	Rs.	Rs.	Rs.
1. Water-rates from Irrigation ...	2,486	—3	2,483	2. Main Canals and Branches ...	25,190	148	25,338
5. Plantations ...	3	...	3				
6. Other canal produce ...	2,986	590	3,576	II.—MAINTENANCE AND REPAIRS.			
9. Rents of buildings.	1	...	1	2. Main Canals and Branches ..	2,18,704	21,967	2,40,671
10. Fines ...	839	38	877				
11. Miscellaneous receipts ...	4,561	—193	4,368	IV.—ESTABLISHMENT.			
Total ...	10,876	432	11,308	1. & 2. Direction and Accounts ...	88,707	16,652	1,05,359
II.—INDIRECT RECEIPTS.				3. Executive ...			
Irrigation share of Land Revenue collected in the Civil Department ...	6,84,268	39,270	7,23,538	Total ..	88,707	16,652	1,05,359
4 per cent. on $\frac{9}{10}$ ths of the proceeds from sales of occupancy rights per Government of India Nos. 53 and 58 A. I., dated respectively 20th June and 1st August 1889, communicated in Government Resolution No. 1209, dated 10th July, and No. 1913, dated 7th November 1889 ...	8,207	724	8,931	V.—TOOLS AND PLANT ...	2,589	385	2,974
Total ...	6,92,475	39,994	7,32,469	Total ...	3,35,190	39,152	3,74,342
Total, Receipts ...	7,03,351	40,426	7,43,777	Share of Collection Charges in the Civil Department ...	41,252	2,326	43,578
Note.—Loss to the canal on account of difference between assessment of water rates on jaghir lands and assessment at the ordinary rates in force for Govt. lands noted here per Govt. of India letter No. 233-I., dated 14th June 1883, communicated under Government Resolution No. 400, dated 11th August 1883 :—				Total Direct Charges ...	3,76,442	41,478	4,17,920
Rs. To end of 1921-1922 . 33,263 Loss for 1922-1923 ... 1,170 Total ... 34,433				Indirect Charges debitable to Revenue Account as per Account No. 5 ...	12,586	2,552	15,138
				Total Charges ...	3,89,028	44,030	4,33,053
				Balance Net Revenue ...	3,14,323	—3,604	3,10,719
Grand Total ...	7,03,351	40,426	7,43,777	Grand Total ...	7,03,351	40,426	7,43,777

N.B.—Last Capital Account detailed in the Administrative Accounts for 1911-12. Construction Estimate closed on 31st March 1907—vide Government Resolution No. 1802, dated 15th July 1907. Completion Report approved in Government Resolution No. 1802, dated 15th July 1907.

IRRIGATION BRANCH.

BOMBAY PRESIDENCY.

PUBLIC WORKS DEPARTMENT.

ADMINISTRATIVE ACCOUNTS FOR THE YEAR 1922-1923.

HASANALIWAH CANAL.

CANAL PROJECT.

No. 4.—Interest Account for, and to end of, 1922-1923.

	Amount.		Amount.
	Rs.		Rs.
Total interest charges to end of 1921-22.	1,81,857	Net Revenue realized to end of 1921-22.	3,14,323
Interest charges for the year 1922-23 ...	9,641	Net Revenue realized during 1922-23 ...	—3,604
On Rs. 2,89,929 outlay to end of the year 1916-17 at the average rate 3·3252 per cent. ...			3,10,719
Subsequent Outlay nil	Balance net interest charges ...	—1,19,221
Total ...	1,91,498	Total ...	1,91,498

No. 5.—Account of Indirect Charges for, and to end of, 1922-1923.

Particulars.	Previous.	1922-1923.	Total.
	Rs.	Rs.	Rs.
REVENUE—			
1. Capitalized Abatement of Land Revenue
2. Leave and Pension Allowances ...	12,419	2,331	14,750
3. Audit and Accounts ...	167	221	388
Total ...	12,586	2,552	15,138

IRRIGATION BRANCH.

BOMBAY PRESIDENCY.

PUBLIC WORKS DEPARTMENT.

ADMINISTRATIVE ACCOUNTS FOR THE YEAR 1922-23.

NAULAKHI CANAL.

CANAL PROJECT.

No. 3.—Revenue Account for, and to end of, 1922-23.

Receipts.	Total.			Charges.	Total.		
	Previous.	1922-1923.	Total.		Previous.	1922-1923.	Total.
	Rs.	Rs.	Rs.		Rs.	Rs.	Rs.
I.—DIRECT RECEIPTS.				I.—EXTENSIONS AND IMPROVEMENTS.			
1. Water-rates from Irrigation	435	435	2. Main Canals and Branches	276	276
6. Other canal produce	197	197				
8. Navigation	45	45				
10. Fines	20	20	II.—MAINTENANCE AND REPAIRS.			
11. Miscellaneous receipts	180	180	2. Main Canals and Branches	25,955	25,955
Total	877	877				
II.—INDIRECT RECEIPTS.				IV.—ESTABLISHMENT.			
Irrigation share of Land Revenue collected in the Civil Department	1,47,639	1,47,639	1 & 2. Direction and Accounts } 3. Executive }	...	18,416	18,416
4 per cent, on 9/10ths of the proceeds from sales of occupancy rights per Government of India Nos. 53 and 58-A. I., dated respectively 20th June and 1st August 1889, communicated in Government Resolution No. 1209, dated 10th July, and No. 1913, dated 7th November 1889.	...	718	718	Total	18,416	18,416
Total	1,48,357	1,48,357	V.—TOOLS AND PLANT.	...	415	415
Total Receipts	1,49,234	1,49,234	Total	45,062	45,062
Carried over	1,49,234	1,49,234	Carried over	45,062	45,062

IRRIGATION BRANCH.

BOMBAY PRESIDENCY.

PUBLIC WORKS DEPARTMENT.

ADMINISTRATIVE ACCOUNTS FOR THE YEAR 1922-1923.

NAULAKHI CANAL.

CANAL PROJECT.

No. 3.—Revenue Account for, and to end of, 1922-23.

Receipts.	Total.			Charges.	Total.		
	Previous.	1922-1923.	Total.		Previous.	1922-1923.	Total.
Brought over ...	Rs. ...	Rs. 1,49,234	Rs. 1,49,234	Brought over ...	Rs. ...	Rs. 45,062	Rs. 45,062
<i>Notes.</i> —Loss to the canal on account of difference between assessment of water-rates on jaghir lands and assessment at the ordinary rates in force for Government lands noted here per Government of India Letter No. 293-I., dated 14th June 1883, communicated under Government Resolution No. 400, dated 11th August 1883.				Share of collection charges in the Civil Department	8,884	8,884
				Direct charges	53,946	53,946
				Indirect Charges debitable to Revenue Accounts as per Account No. 5	2,840	2,840
				Total Charges...	...	56,786	56,786
				Balance Net Revenue	92,448	92,448
Rs. To end of 1921-1922 ... Loss for 1922-1923 ... 4,657 Total ... 4,657				Grand Total	1,49,234	1,49,234
Grand Total	1,49,234	1,49,234	Grand Total	1,49,234	1,49,234

N.B.—Last Capital Account the abandoned project detailed in the Administrative Accounts for 1903-1904.

IRRIGATION BRANCH.

BOMBAY PRESIDENCY.

PUBLIC WORKS DEPARTMENT.

ADMINISTRATIVE ACCOUNTS FOR THE YEAR 1922-1923.

IRRIGATION WORKS—NAULAKHI CANAL.

CANAL PROJECT.

No. 4.—Interest Account for, and to end of, 1922-1923.

	Amount		Amount
	Rs.		Rs.
Total interest charges to end of 1921-1922 ...	3,308	Net revenue realized to end of 1921-1922
Interest charges for the year 1922-1923 ...	170	Do. during 1922-1923 ...	92,448
On Rs. 5,112 capital outlay to end of the year 1916-17 at the average rate 3.3252 per cent.			92,448
Subsequent outlay nil.		Balance net interest charges ...	- 88,970
Total ...	3,478	Total ...	3,478

No. 5.—Account of Indirect Charges for, and to end of, 1922-1923.

Particulars.	Previous.	1921-1922.	Total.
	Rs.	Rs.	Rs.
CAPITAL—			
1. Capitalized abatement of Land Revenue
2. Leave and Pension Allowances ...	33	33
3. Audit and Accounts
Total ...	33	33
REVENUE			
1. Capitalized abatement of Land Revenue
2. Leave and Pension Allowances	2,578	2,578
3. Audit and Accounts	262	262
Total	2,840	2,840

IRRIGATION BRANCH.

BOMBAY PRESIDENCY.

PUBLIC WORKS DEPARTMENT.

ADMINISTRATIVE ACCOUNTS FOR THE YEAR 1922-1923.

IRRIGATION WORKS—NAWLAKHI CANAL.

CANAL PROJECT.

No. 6.—Statement comparing Charges to date with sanctioned Estimates.

Particulars.	CHARGES AGAINST CLOSED SANCTIONS.			CURRENT SANCTIONS.			Total charges to date against old and current Sanctions.	REMARKS.
	Expendi- ture against construc- tion Estimate.	Expendi- ture against open Capital Sanctions.	Total.	Charges to date.	Amount of sanctioned Estimate.	Unspent balance of Estimate.		
DIRECT CHARGES.	Rs.	Rs.	Rs.	Rs.	Rs.	Rs.	Rs.	
Works	4,876	9,72,019	9,67,143	4,876	Project sanctioned by the Secretary of State in Des- patch No. 51- P. W., dated 5th December 1895, communicated in Government of India No. 4-L, dated 14th Janu- ary 1896—vide Government Re- solution No. W. L-145, dated 30th idem. The date for the construction of the work extend- ed for a further period of 5 years from 6th De- cember 1910, vide Government of India letter No. 1270-L, dated 21st December 1910, communi- cated in Govern- ment Resolution (Public Works) No. 79, dated 17th January 1911.
Establishment	236	2,31,493	2,31,257	236	
Tools and Plant	14,423	14,423	...	
Total	5,112	12,17,935	12,12,823	5,112	
Less.—Receipts on Capital Account	
Net Total	5,112	12,17,935	12,12,823	5,112	
INDIRECT CHARGES.								
Capitalized abatement of Land Revenue	12,470	12,470	...	
Leave and Pension Allow- ances	33	32,149	32,116	33	
Total	33	44,619	44,586	33	
Grand Total	5,145	12,62,554	12,57,409	5,145	

IRRIGATION BRANCH.

BOMBAY PRESIDENCY.

PUBLIC WORKS DEPARTMENT.

ADMINISTRATIVE ACCOUNTS FOR THE YEAR 1922-23.

KALRI CANAL.

CANAL PROJECT.

No. 2.—Capital Account for, and to end of, 1922-23.

Heads of Account.	Direct Charges.			Cost of Construction as now estimated.	Expenditure against closed estimates.
	Previous.	1922-23.	Total.		
I.—WORKS.	Rs.	Rs.	Rs.	Rs.	Rs.
(2) Main Canals and Branches.					
K. Buildings	747	747	1,248
Total, Main Canals and Branches...	747	747	1,248
Total I.—Works ...	(a) 60,623	747	61,370	61,871	60,623
II.—ESTABLISHMENT.					
1 and 2. Direction and Accounts ...	9,602	136	9,738	9,870	9,602
3. Executive					
Total, Establishment ...	9,602	136	9,738	9,870	9,602
III.—TOOLS AND PLANT ...	95	15	110	114	95
Grand Total ...	70,320	898	71,218	71,855	70,320
V.—Less—Receipts on Capital Account
Net Outlay ...	70,320	898	71,218	71,855	70,320
Apportionment.					
Chargeable to 55—Construction of Irrigation Works	898	898	71,855	70,320
Chargeable to 15—Other Revenue Expenditure	70,320	70,320		
Total ...	70,320	898	71,218	71,855	70,320

(a) Previous Capital outlay brought forward as the Canal has been reclassified under the head "55—Construction of Irrigation Work (Productive)" vide G. R. (P. W. D.), No. 1806, dated 19th July 1923.

IRRIGATION BRANCH.

BOMBAY PRESIDENCY.

PUBLIC WORKS DEPARTMENT.

ADMINISTRATIVE ACCOUNTS FOR THE YEAR 1922-23.

No. 3.—Revenue Account for, and to end of, 1922-23.

Receipts.	Total.			Charges.	Total.		
	Previous.	1922-1923.	Total.		Previous.	1922-23.	Total.
	Rs.	Rs.	Rs.		Rs.	Rs.	Rs.
I.—DIRECT RECEIPTS.				I.—EXTENSIONS AND IMPROVEMENTS	305	305
1. Water-rates from Irrigation	210	210	II.—MAINTENANCE AND REPAIRS	37,553	37,553
5. Plantations	IV.—ESTABLISHMENT.			
6. Other canal produce	365	365	1 and 2. Direction and Accounts ...	} ...	6,883	6,883
11. Miscellaneous receipts	100	100	3. Executive ...			
Total	675	675	Total	6,883	6,883
II.—INDIRECT RECEIPTS.				V.—TOOLS AND PLANT.	...	804	804
Irrigation share of Land Revenue collected in the Civil Department.	...	43,697	43,697	Less—Receipts on Revenue Account...	...	23	23
4 per cent. on 9/10ths of the proceeds from sales of occupancy rights per Government of India Nos. 53 and 58-A.I., dated respectively 20th June and 1st August 1889, communicated in Government Resolution No. 1209, dated 10th July, and No. 1913, dated 7th November 1889.	...	633	633	Total	45,522	45,522
Total	44,330	44,330	Share of Collection Charges in the Civil Department	2,634	2,634
Total Receipts	45,005	45,005	Indirect Charges debitable to Revenue Account as per Account No. 5	1,343	1,343
<i>Note.</i> —Loss to the canal on account of difference between assessment of water-rates on Jaghir lands and assessment at the ordinary rates in force for Government lands noted here per Government of India Letter No. 233-I., dated 14th June 1883, communicated under Government Resolution No. 400, dated 11th August 1883.				Total Charges	49,499	49,499
Rs.				Balance Net Revenue.	...	4,494	4,494
To end of 1921-22			GRAND TOTAL	45,005	45,005
Loss for 1922-23 ...	4,657						
4,657							
Grand Total	45,005	45,005				

Old work originally classed under "Works for which only Revenue Accounts are kept" has been reclassified under the head "55—Construction of Irrigation Works" according to the instructions given in paragraph 18 of the Government of India, P.W.D. Circular No. 3-P.W.D. dated 24th September 1921.

IRRIGATION BRANCH.

BOMBAY PRESIDENCY.

PUBLIC WORKS DEPARTMENT.

ADMINISTRATIVE ACCOUNTS FOR THE YEAR 1922-23.

IRRIGATION WORKS.

KALRI CANAL.

CANAL PROJECT.

No. 4.—Interest Account for, and to end of, 1922-23.

	Amount.		Amount.
	Rs.		Rs.
Total interest charges to end of 1921-22.	...	Net Revenue realized to end of 1921-22.	...
Interest charges for the year 1922-1923.	2,488	Net Revenue realized during 1922-1923.	—4,494
On Rs. 64,524 outlay to end of the year 1916-17 at the average rate 3.3252 per cent. ...	Rs. 2,146		—4,494
On Rs. 6,245 from the year 1917-18 to 1921-22 and half of 1922-23 at the average rate 5.48 per cent. ...	342	Balance net interest charges	6,982
Total ...	2,488	Total ...	2,488

No. 5.—Account of Indirect Charges for, and to end of, 1922-23.

Particulars.	Previous.	1922-23.	Total.
	Rs.	Rs.	Rs.
CAPITAL—			
1. Capitalized abatement of Land Revenue
2. Leave and Pension Allowances ...	1,344 (a)	19	1,363
3. Audit and Accounts Establishment	7	7
Total ...	1,344	26	1,370
REVENUE—			
1. Capitalized abatement of Land Revenue
2. Leave and Pension Allowances	964	964
3. Audit and Accounts Establishment	379	379
Total	1,343	1,343

(a) Vide note under No. 2, Capital Account.

IRRIGATION BRANCH.

BOMBAY PRESIDENCY.

PUBLIC WORKS DEPARTMENT.

ADMINISTRATIVE ACCOUNTS FOR THE YEAR 1922-23.

IRRIGATION WORKS.

KALRI CANAL.

CANAL PROJECT.

No. 6.—Statement comparing Charges to date with Sanctioned Estimates.

Particulars.	CHARGES AGAINST CLOSED SANCTIONS.			CURRENT SANCTIONS.			Total charges to date against old and current sanctions.	REMARKS.
	Expenditure against Construction Estimate.	Expenditure against open Capital sanctions.	Total.	Charges to date.	Amount of sanctioned Estimate.	Unspent balance of Estimate.		
	Rs.	Rs.	Rs.	Rs.	Rs.	Rs.	Rs.	
DIRECT CHARGES.								
Works ...	60,623	...	60,623	747	1,248	501	61,370	G. R. (P.W.D.), No. 2459, dated 1st September 1922.
Establishment ...	9,602	...	9,602	136	268	132	9,738	
Tools and Plant ...	95	...	95	15	19	4	110	
Suspense Accounts	
Total ...	70,320	...	70,320	898	1,535	637	71,218	
Less—Receipts on Capital Account	
Net Total ...	70,320	...	70,320	898	1,535	637	71,218	
INDIRECT CHARGES.								
Capitalized abatement of Land Revenue	
Leave and Pension Allowances ...	1,344	...	1,344	19	38	19	1,363	
Audit and Accounts Establishment	7	12	5	7	
Total ...	1,344	...	1,344	26	50	24	1,370	
Grand Total ...	71,664	...	71,664	924	1,585	661	72,583	

IRRIGATION BRANCH.

BOMBAY PRESIDENCY.

PUBLIC WORKS DEPARTMENT.

ADMINISTRATIVE ACCOUNTS FOR THE YEAR 1922-1923.

PINYARI CANAL.

CANAL PROJECT.

No. 2.—Capital Account for, and to end of, 1922-1923.

Heads of Account. 1	Direct Charges.			Cost of Construc- tion as now estimated. 5	Expenditure against closed estimates. 6
	Previous. 2	1922-23. 3	Total. 4		
	Rs.	Rs.	Rs.	Rs.	Rs.
I.—WORKS.					
(2) Main Canals and Branches.					
D. Regulators	500	500	2,155
K. Buildings	10,601	10,601	22,294
Total, Main Canals and Branches...	11,101	11,101	24,449
Total I.—Works ...	(a) 4,78,414	11,101	4,89,515	5,02,863	4,78,414
II.—ESTABLISHMENT.					
1 and 2. Direction and Accounts ...	1,09,898	2,018	1,11,916	1,15,154	1,09,898
3. Executive					
Total, Establishment ...	1,09,898	2,018	1,11,916	1,15,154	1,09,898
III.—TOOLS AND PLANT ...	1,823	229	2,052	2,190	1,823
IV.—Suspense Accounts
Grand Total ...	5,90,135	13,348	6,03,483	6,20,207	5,90,135
V.—Less—Receipts on Capital Account
Net Outlay ...	5,90,135	13,348	6,03,483	6,20,207	5,90,135
<i>Apportionment.</i>					
Chargeable to 55—Construction of Irrigation Works	13,348	13,348	6,20,207	5,90,135
Do. 15 Other Revenue Expenditure ...	5,90,135	5,90,135		
Total ...	5,90,135	13,348	6,03,483	6,20,207	5,90,135

(a) Previous Capital outlay brought forward as the Canal has been reclassified under the head "55—Construction of Irrigation Works (Productive)" vide G. R. (P.W.D.), No. 1606, dated 19th July 1923.

IRRIGATION BRANCH.

BOMBAY PRESIDENCY.

PUBLIC WORKS DEPARTMENT.

ADMINISTRATIVE ACCOUNTS FOR THE YEAR 1922-1923.

PINYARI CANAL.

No. 3.—Revenue Account for, and to end of, 1922-1923.

Receipts.	Total.			Charges.	Total.		
	Previous.	1922-1923.	Total.		Previous.	1922-1923.	Total.
	Rs.	Rs.	Rs.		Rs.	Rs.	Rs.
I.—DIRECT RECEIPTS.				I.—EXTENSIONS AND IMPROVEMENTS	16,178	16,178
1. Water-rates from Irrigation	250	250	II.—MAINTENANCE AND REPAIRS	1,02,869	1,02,869
5. Plantations	342	342	IV.—ESTABLISHMENT.			
6. Other canal produce	200	200	1 and 2. Direction and Accounts ...	}	21,643	21,643
8. Navigation	9	9	3. Executive ...			
10. Fines	190	190				
11. Miscellaneous receipts	3,765	3,765				
Total	4,756	4,756	Total	21,643	21,643
II.—INDIRECT RECEIPTS.				V.—TOOLS AND PLANT.	...	2,510	2,510
Irrigation share of Land Revenue collected in the Civil Department.	...	2,64,057	2,64,057	VI.—REFUNDS OF REVENUE
4 per cent., on 9/10ths of the proceeds from sales of occupancy rights per Government of India Nos. 58 and 58-A.I., dated respectively 20th June and 1st August 1889, communicated in Government Resolution No. 1209, dated 10th July, and No. 1913, dated 7th November 1889.	...	5,015	5,015	Less—Receipts on Revenue Account	52	52
Total	2,69,072	2,69,072	Total	1,43,148	1,43,148
Total Receipts	2,73,828	2,73,828	Share of Collection Charges in the Civil Department	15,870	15,870
Note.—Loss to the canal on account of difference between assessment of water-rates on Jaghir lands and assessment at the ordinary rates in force for Government lands noted here per Government of India Letter No. 233-L, dated 14th June 1889, communicated under Government Resolution No. 400, dated 11th August 1889.				Indirect Charges debitable to Revenue Account as per Account No. 5	4,220	4,220
Rs.				Total Charges	1,63,238	1,63,238
To end of 1921-1922			Balance Net Revenue...	...	1,10,590	1,10,590
Loss for 1922-1923 ...	8,016						
Total ...	8,016						
Grand Total	2,73,828	2,73,828	Grand Total	2,73,828	2,73,828

Old work originally classed under "Works for which only Revenue Accounts are kept" has been reclassified under the head "55—Construction of Irrigation Works" according to the instructions given in paragraph 18 of the Government of India, P. W. D. Circular No. 8, P. W., dated 24th September 1921.

IRRIGATION BRANCH.

BOMBAY PRESIDENCY.

PUBLIC WORKS DEPARTMENT.

ADMINISTRATIVE ACCOUNTS FOR THE YEAR 1922-1923.

IRRIGATION WORKS.

PINYARI CANAL.

CANAL PROJECT.

No. 4.—Interest Account for, and to end of, 1922-1923.

	Amount.		Amount.
	Rs.		Rs.
Total interest charges to end of 1921-22.	...	Net Revenue realized to end of 1921-22...	...
Interest charges for the year 1922-23	21,957	Net Revenue realized during 1922-23 ...	1,10,590
On Rs. 4,98,777 outlay to end of the year 1916-17 at the Rs. average rate 3.3252 per cent. 16,585			1,10,590
On subsequent outlay, Rs. 98,032 at the average rate 5.48 per cent. 5,372		Balance net interest charges ...	—88,633
Total ...	21,957	Total ...	21,957

No. 5.—Account of Indirect Charges for, and to end of, 1922-1923.

Particulars.	Previous.	1922-1923.	Total.
	Rs.	Rs.	Rs.
CAPITAL—			
1. Capitalized abatement of Land Revenue
2. Leave and Pension Allowances ...	(a) 15,387 /	283	15,670
3. Audit and Accounts Establishment	111	111
Total ...	15,387	394	15,781
REVENUE—			
1. Capitalized abatement of Land Revenue
2. Leave and Pension Allowances	3,030	3,030
3. Audit and Accounts Establishment	1,190	1,190
Total	4,220	4,220

(a) Vide note under 2, Capital Account.

IRRIGATION BRANCH.

BOMBAY PRESIDENCY.

PUBLIC WORKS DEPARTMENT.

ADMINISTRATIVE ACCOUNTS FOR THE YEAR 1922-23.

IRRIGATION WORKS.

PINYARI CANAL.

CANAL PROJECT.

No. 6.—Statement comparing Charges to date with Sanctioned Estimates.

Particulars.	CHARGES AGAINST CLOSED SANCTIONS.			CURRENT SANCTIONS.			Total charges to date against old and current sanctions.	REMARKS.
	Expenditure against Construction Estimate.	Expenditure against open Capital sanctions.	Total.	Charges to date.	Amount of sanctioned Estimate.	Unspent balance of Estimate.		
	Rs.	Rs.	Rs.	Rs.	Rs.	Rs.	Rs.	
DIRECT CHARGES.								
Works ...	4,78,414	...	4,78,414	11,101	24,449	13,348	4,89,515	Rs. 11,750 Rs. 16,566 Rs. 2,787 Rs. 31,053
Establishment ...	1,09,898	...	1,09,898	2,018	5,256	3,238	1,11,916	
Tools and Plant ...	1,823	...	1,823	229	367	138	2,052	
Suspense Accounts	
Total ...	5,90,135	...	5,90,135	13,348	30,072	16,724	6,03,483	G. R. No. 2136 (P.W.D.), dated 14th August 1922 G. R. No. 3144 (P.W.D.), dated 4th January 1923 G. R. No. 3553 (P.W.D.), dated 17th February 1923
Less—Receipts on Capital Account	
Net Total ...	5,90,135	...	5,90,135	13,348	30,072	16,724	6,03,483	
INDIRECT CHARGES.								
Capitalized abatement of Land Revenue	
Leave and Pension Allowances ...	15,387	...	15,387	283	736	453	15,670	
Audit and Accounts Establishment	111	245	134	111	
Total ...	15,387	...	15,387	394	981	587	15,781	
Grand Total ...	6,05,522	...	6,05,522	13,742	31,053	17,311	6,19,264	

IRRIGATION BRANCH.

BOMBAY PRESIDENCY.

PUBLIC WORKS DEPARTMENT.

ADMINISTRATIVE ACCOUNTS FOR THE YEAR 1922-1923.

INDUS CANALS RIGHT BANK.

CANAL PROJECT.

No. 2.—Capital Account for, and to end of, 1922-1923.

Heads of Account.	Direct Charges.			Cost of Construction as now estimated (Construction estimate closed during 1921-1922).	Expenditure against closed estimates.
	Previous.	1922-1923.	Total.		
	Rs.	Rs.	Rs.	Rs.	Rs.
I.—WORKS	... (a) 73,467	73,467	73,467	73,467
II.—ESTABLISHMENT.					
1 and 2. Direction and Accounts ...	} 13,087	13,087	13,087	13,087
3. Executive ...					
Medical ...					
Special Survey ...					
Total Establishment ...	13,087	13,087	13,087	13,087
III.—TOOLS AND PLANT	... 373	373	373	373
IV.—Suspense Accounts
Grand Total ...	86,927	86,927	86,927	86,927
V.—Less—Receipts on Capital Account
Net Outlay ...	86,927	86,927	86,927	86,927
Apportionment.					
Chargeable to 15—Other Revenue expenditure ...	86,927	86,927	86,927	86,927
Total ...	86,927	86,927	86,927	86,927

(a) Previous outlay to end of the year 1921-22 brought forward as the Canal has been reclassified under the head "55, Construction of Irrigation Works" G. B. (P.W.D.), No. 1606, dated 19th July 1923.

IRRIGATION BRANCH.

BOMBAY PRESIDENCY.

PUBLIC WORKS DEPARTMENT.

ADMINISTRATIVE ACCOUNTS FOR THE YEAR 1922-1923.

INDUS CANALS RIGHT BANK.

No. 3.—Revenue Account for, and to end of, 1922-1923.

Receipts.	Total.			Charges.	Total.		
	Previous.	1922-1923.	Total.		Previous.	1922-1923.	Total.
I.—DIRECT RECEIPTS.	Rs.	Rs.	Rs.	I.—EXTENSIONS AND IMPROVEMENTS.	Rs.	Rs.	Rs.
1. Water rates from Irrigation	259	259	1. Head Works ...	}
2. Fines	9	9	2. Main Canals and Branches ...			
3. Miscellaneous receipts	73	73	3. Distributaries ...			
Total	341	341	4. Drainage and Protective Works ...			
II.—INDIRECT RECEIPTS.				Total
Irrigation share of Land Revenue collected in the Civil Department	67,766	67,766	II.—MAINTENANCE AND REPAIRS.			
4 per cent., on 9/10ths of the proceeds from sales of occupancy rights per Government of India Nos. 53 and 58-A./I., dated respectively 20th June and 1st August 1889, communicated in Government Resolution No. 1909, dated 10th July, and No. 1913, dated 7th November 1889	1,952	1,952	1. Head Works ...	}	21,523	21,523
Total	69,718	69,718	2. Main Canals and Branches ...			
Total Receipts	70,059	70,059	3. Distributaries ...			
Note. —Loss to the canal on account of difference between assessment of water-rates on Jaghir lands and assessment at the ordinary rates in force for Government lands noted here per Government of India Letter No. 233-I., dated 14th June 1883, communicated under Government Resolution No. 400, dated 11th August 1883	4. Drainage and Protective Works ...			
Rs.				Total	21,523	21,523
To end of 1921-22...			III.—COMPENSATION
Loss for 1922-23 ... - 110	...			IV.—ESTABLISHMENT.			
Total ... 110	...			1 and 2. Direction and Accounts ...	}	3,913	3,913
				3. Executive ...			
				Total	3,913	3,913
				V.—TOOLS AND PLANT	...	444	444
				Profit and Loss—			
				VI.—REFUNDS OF REVENUE
				Suspense Account
				Total	25,880	25,880
				Share of Collection Charges in the Civil Department	4,082	4,082
				Total Direct Charges...	...	29,962	29,962
				Indirect Charges debitable to Revenue Account as per Account No. 5	763	763
				Total Charges	30,725	30,725
				Balance Net Revenue...	...	39,334	39,334
Grand Total	70,059	70,059	Grand Total	70,059	70,059

Old work originally classed under "Works for which only Revenue Accounts are kept" has been reclassified under the head "55, Construction of Irrigation Works" according to the instructions given in paragraph 18 of the Government of India, Public Works Department Circular No. 8-P.W., dated 24th September 1921.

IRRIGATION BRANCH.

BOMBAY PRESIDENCY.

PUBLIC WORKS DEPARTMENT.

ADMINISTRATIVE ACCOUNTS FOR THE YEAR 1922-1923.

IRRIGATION WORKS.

INDUS CANALS RIGHT BANK.

No. 4.—Interest Account for, and to end of, 1922-1923.

	Amount		Amount
	Rs.		Rs.
Total interest charges to end of 1921-1922	Net Revenue realized to end of 1921-1922 as per Part III
Interest charges for the year 1922-1923. Rs. 3,855	3,855	Net Revenue realized during 1922-1923 as per Part III	39,334
On Rs. 42,156 outlay to end of the year 1916-17 at the average rate 3.3252 per cent. ... 1,402	1,402	Total Net Revenue realized to end of the year as per Part III	39,334
On subsequent outlay Rs. 44,771 at the average rate 5.48 per cent. 2,453	2,453	Balance net interest charges	-35,479
Total	3,855	Total	3,855

No. 5.—Account of Indirect Charges for, and to end of, 1922-1923.

Particulars.	Previous.	1922-1923.	Total.
	Rs.	Rs.	Rs.
CAPITAL ACCOUNT—			
1. Capitalized abatement of Land Revenue
2. Leave and Pension Allowances	(a) 1,833	1,833
3. Audit and Accounts Establishment
Total	1,833	1,833
REVENUE ACCOUNT—			
1. Capitalized abatement of Land Revenue
2. Leave and Pension Allowances	548	548
3. Audit and Accounts Establishment	215	215
Total	763	763

(a) Vide note under No. 2, Capital Account.

IRRIGATION BRANCH.

BOMBAY PRESIDENCY.

PUBLIC WORKS DEPARTMENT.

ADMINISTRATIVE ACCOUNTS FOR THE YEAR 1922-1923.

IRRIGATION WORKS.

INDUS CANALS RIGHT BANK.

No. 6.—Statement comparing Capital cost to end of 1922-1923 with sanctioned Estimates.

Particulars.	CHARGES AGAINST CLOSED SANCTIONS.			CURRENT SANCTIONS.			Total charges to date against old and current sanctions.	Remarks.
	Expenditure against Construction Estimate.	Expenditure against open Capital sanctions.	Total.	Charges to date.	Amount of sanctioned Estimate.	Unspent balance of Estimate.		
DIRECT CHARGES.	Rs.	Rs.	Rs.	Rs.	Rs.	Rs.	Rs.	
Works ...	73,467	...	73,467	73,467	
Establishment ...	13,087	...	13,087	13,087	
Tools and Plant ...	373	...	373	373	
Suspense Accounts	
Total ...	86,927	...	86,927	86,927	
Less—Receipts on Capital Account	
Net Total ...	86,927	...	86,927	86,927	
INDIRECT CHARGES.								
Capitalized abatement of Land Revenue	
Leave and Pension Allowances ...	1,833	...	1,833	1,833	
Total ...	1,833	...	1,833	1,833	
Grand Total ...	88,760	...	88,760	88,760	

IRRIGATION BRANCH.

BOMBAY PRESIDENCY.

PUBLIC WORKS DEPARTMENT.

ADMINISTRATIVE ACCOUNTS FOR THE YEAR 1922-23.

INDUS CANALS—LEFT BANK.

CANAL PROJECT.

No. 2.—Capital Account for, and to end of, 1922-1923.

Heads of Account.	DIRECT CHARGES.			Cost of Construction as now estimated. (Construction estimate closed during 1921-1922.)	Expenditure against closed estimates.
	Previous.	1921-1922.	Total.		
	Rs.	Rs.	Rs.	Rs.	Rs.
Works	(a) 2,09,896	2,09,896	2,09,896	2,09,896
II.—ESTABLISHMENT.					
1 and 2. Direction and Accounts .	42,557	42,557	42,557	42,557
3. Executive					
4. Medical					
5. Special Survey					
Total, Establishment ...	42,557	42,557	42,557	42,557
III.—TOOLS AND PLANT					
... ..	525	525	525	525
Grand Total ...	2,52,978	2,52,978	2,52,978	2,52,978
V.—Less—Receipts on Capital Account					
...
Net Outlay ...	2,52,978	2,52,978	2,52,978	2,52,978
Apportionment.					
Chargeable to 15-Other Revenue Expenditure	2,52,978	2,52,978	2,52,978	2,52,978
Total ...	2,52,978	2,52,978	2,52,978	2,52,978

(a) Previous outlay to end of the year 1921-22 brought forward as the Canal has been reclassified under the head 55—Construction of Irrigation Works, Productive vide Government Resolution, Public Works Department, No. 1606; dated 30th July 1923.

IRRIGATION BRANCH.

BOMBAY PRESIDENCY.

PUBLIC WORKS DEPARTMENT.

ADMINISTRATIVE ACCOUNTS FOR THE YEAR 1922-1923.

INDUS CANALS LEFT BANK.

No. 3.—Revenue Account for, and to end of, 1922-1923.

Receipts.	Total.			Charges.	Total.		
	Previous.	1921-1922.	Total.		Previous.	1921-1922.	Total.
	Rs.	Rs.	Rs.		Rs.	Rs.	Rs.
I.—DIRECT RECEIPTS.				I.—EXTENSIONS AND IMPROVEMENTS.			
1. Water-rates from Irrigation	652	652	1. Head Works ...	}	10,874	10,874
6. Other canal produce	15	15	2. Main Canals and Branches ...			
10. Fines	348	348	3. Distributaries ...			
11. Miscellaneous receipts	199	199	4. Drainage and Protective Works ...			
				Total	10,874	10,874
Total	1,214	1,214	II.—MAINTENANCE AND REPAIRS.			
II.—INDIRECT RECEIPTS.				1. Head Works ...	}	30,778	30,778
Irrigation share of Land Revenue collected in the Civil Department	1,07,092	1,07,092	2. Main Canals and Branches ...			
				3. Distributaries ...			
				4. Drainage and Protective Works ...			
				Total	30,778	30,778
<small>‡ per cent. on 9/10ths of the proceeds from sales of occupancy rights per Government of India Nos. 53 and 58-A. I., dated respectively 20th June and 1st August 1889, communicated in Government Resolution No. 1209, dated 10th July, and No. 1918, dated 7th November 1889</small>	...	2,389	2,389	IV.—ESTABLISHMENT.			
				1 and 2. Direction and Accounts ...	}	7,573	7,573
				3. Executive ...			
Total	1,09,481	1,09,481	Total	7,573	7,573
Total Receipts	1,10,695	1,10,695	V.—TOOLS AND PLANT.	...	899	899
				VI.—REFUNDS OF REVENUE
				Less—Receipts on Revenue Account	39	39
				Total	50,085	50,085
<small>Note.—Loss to the canal on account of difference between assessment of water-rates on jaghir lands and assessment at the ordinary rates in force for Government lands noted here per Government of India Letter No. 238-I., dated 14th June 1883, communicated under Government Resolution No. 400, dated 11th August 1883.</small>				Share of Collection Charges in the Civil Department	6,486	6,486
<small>To end of 1921-1922 ...</small>	...			Total Direct Charges...	...	56,571	56,571
<small>Loss for 1922-1923 ...</small>	1,375			Indirect charges debitable to Revenue Account as per Account No. 5.	1,477	1,477
Total ...	1,375			Total charges	58,048	58,048
				Balance Net Revenue	52,647	52,647
Grand Total	1,10,695	1,10,695	Grand Total ..		1,10,695	1,10,695

Note.—Old work originally classed under works for which only revenue accounts are kept has been reclassified under the head 55.—Construction of Irrigation Works according to the instructions given in paragraph 18 of the Government of India, Public Works Department Circular No. 3-P. W., dated 24th September 1921.

IRRIGATION BRANCH.

BOMBAY PRESIDENCY.

PUBLIC WORKS DEPARTMENT.

ADMINISTRATIVE ACCOUNTS FOR THE YEAR 1922-1923.

IRRIGATION WORKS.

INDUS CANALS LEFT BANK.

Part IV.—Interest Account for, and to end of, 1922-1923.

	Amount.		Amount.
	Rs.		Rs.
Total interest charges to end of 1921-1922	Net Revenue realized to end of 1921-1922 as per Part III
Interest charges for the year 1922-1923	9,364	Net Revenue realized during 1922-1923 as per Part III ...	52,647
On Rs. 2,08,774 outlay to end of the year 1916-17 at the average rate 3.3252 per cent. ... Rs. 6,942		Total Net Revenue realized to end of the year as per Part III ...	52,647
On subsequent outlay at the average rate 5.48 per cent. ... Rs. 2,422		Balance net interest charges ...	—43,283
Total ...	9,364	Total ...	9,364

Part V.—Account of Indirect Charges for, and to end of, year 1922-1923.

Particulars.	Previous.	1922-1923.	Total.
CAPITAL ACCOUNT—	Rs.	Rs.	Rs.
2. Leave and Pension Allowances	(a) 5,960	5,960
3. Audit and Accounts Establishment
Total ...	5,960	5,960
REVENUE ACCOUNT—			
2. Leave and Pension Allowances	1,060	1,060
3. Audit and Accounts Establishment	417	417
Total	1,477	1,477

Part VI.—Statement comparing Capital Cost to end of 1922-1923 with sanctioned Estimates.

Particulars.	CHARGES AGAINST CLOSED SANCTIONS.			CURRENT SANCTIONS.			Total charges to date against old and current sanctions.	Remarks.
	Expenditure against construction Estimate.	Expenditure against open Capital sanctioned.	Total.	Charges to date.	Amount of sanctioned Estimate.	Unspent balance of Estimate.		
DIRECT CHARGES.	Rs.	Rs.	Rs.	Rs.	Rs.	Rs.	Rs.	
Works	2,09,896	...	2,09,896	2,09,896	
Establishment	42,557	...	42,557	42,557	
Tools and Plant	525	...	525	525	
Total ...	2,52,978	...	2,52,978	2,52,978	
Less—Receipts on Capital Account	
Net Total ...	2,52,978	...	2,52,978	2,52,978	
INDIRECT CHARGES.								
Leave and Pension Allowances	5,960	..	5,960	5,960	
Total ...	5,960	...	5,960	5,960	
Grand Total ...	2,58,938	...	2,58,938	2,58,938	

IRRIGATION BRANCH.

BOMBAY PRESIDENCY.

PUBLIC WORKS DEPARTMENT.

ADMINISTRATIVE ACCOUNTS FOR THE YEAR 1922-1923.

SIND CANAL.

CANAL PROJECT.

No. 2.—Capital Account for, and to end of, 1922-1923.

Heads of Account.	Direct Charges.			Cost of construction as now estimated (Construction estimate closed during 1921-1922.	Expenditure against closed estimates.
	Previous.	1922-23.	Total.		
	Rs.	Rs.	Rs.	Rs.	Rs.
I.—WORKS ...	(a) 7,44,183	7,44,183	7,44,183	7,44,183
II.—ESTABLISHMENT.					
1 and 2. . Direction and Accounts ...	72,955	72,955	72,955	72,955
3. Executive ...					
4. Medical ...					
5. Special Survey ...					
Total Establishment ..	72,955	72,955	72,955.	72,955
III.—TOOLS AND PLANT ..	1,044	1,044	1,044	1,044
IV.—Suspense Accounts
Grand Total ...	8,18,182	8,18,182	8,18,182	8,18,182
V.—Less—Receipts on Capital Account
Net Outlay ...	8,18,182	8,18,182	8,18,182	8,18,182
Apportionment.					
Chargeable to 43—Minor Works and Navigation ...	8,18,182	8,18,182	8,18,182	8,18,182
Total ...	8,18,182	8,18,182	8,18,182	8,18,182

(a) Previous outlay to end of the year 1921-22 brought forward as the Canal has been reclassified under the head "55, Construction of Irrigation Works (Productive)" G. R. (P. W. D.), No. 1606, dated 20th July 1923.

IRRIGATION BRANCH.

BOMBAY PRESIDENCY.

PUBLIC WORKS DEPARTMENT.

ADMINISTRATIVE ACCOUNTS FOR THE YEAR 1922-1923.

SIND CANAL.

No. 3.—Revenue Account for, and to end of, 1922-1923.

Receipts.	Total.			Charges.	Total.		
	Previous.	1922-1923.	Total.		Previous.	1922-1923.	Total.
	Rs.	Rs.	Rs.		Rs.	Rs.	Rs.
I.—DIRECT RECEIPTS.				I.—EXTENSIONS AND IMPROVEMENTS.			
1. Water-rates from Irrigation	2,829	2,829	1. Head Works ...	}	6,121	6,121
5. Plantations	9	9	2. Main Canals and Branches ...			
6. Other canal produce.	438	438	3. Distributaries ...			
9. Rents of buildings.	18	18	4. Drainage and Protective Works ...			
10. Fines	80	80				
11. Miscellaneous receipts	1,281	1,281	Total	6,121	6,121
Total	4,655	4,655				
II.—INDIRECT RECEIPTS.				II.—MAINTENANCE AND REPAIRS.			
Irrigation share of Land Revenue collected in the Civil Department.	3,12,754	3,12,754	1. Head Works ...	}	61,793	61,793
4 per cent., on 9/10ths of the proceeds from sales of occupancy rights per Government of India Nos. 53 and 58-A.L., dated respectively 20th June and 1st August 1889, communicated in Government Resolution No. 1209, dated 10th July, and No. 1913, dated 7th November 1889	8,609	8,609	2. Main Canals and Branches ...			
	...			3. Distributaries ...			
	...			4. Drainage and Protective Works ...			
Total	3,21,363	3,21,363	Total	61,793	61,793
Total Receipts	3,26,018	3,26,018	IV.—ESTABLISHMENT.			
				1 and 2. Direction and Accounts ...	}	12,347	12,347
				3. Executive ...			
				Total	12,347	12,347
				V.—TOOLS AND PLANT.	...	1,402	1,402
				Total	81,663	81,663
				Share of Collection Charges in the Civil Department	18,938	18,938
				Total direct charges	1,00,601	1,00,601
				Indirect Charges debitable to Revenue Account as per Account No. 5	2,408	2,408
				Total Charges	1,03,009	1,03,009
				Balance Net Revenue...	...	2,23,009	2,23,009
				Grand Total	3,26,018	3,26,018

Rs.
To end of 1921-22 ...
Loss for 1922-23 ... 6,211
Total ... 6,211

Note—Loss to the canal on account of difference between assessment of water-rates on Jaghir lands and assessment at the ordinary rates in force for Government lands noted here per Government of India Letter No. 233-I, dated 14th June 1883, communicated under Government Resolution No. 400, dated 11th August 1883.

IRRIGATION BRANCH.

BOMBAY PRESIDENCY.

PUBLIC WORKS DEPARTMENT.

ADMINISTRATIVE ACCOUNTS FOR THE YEAR 1922-1923.

IRRIGATION WORKS.

SIND CANAL.

No. 4.—Interest Account for, and to end of, 1922-1923.

	Amount.		Amount.
	Rs.		Rs.
Total interest charges to end of 1921-22.	...	Net Revenue realized to end of 1921-22 as per Part III	...
Interest charges for the year 1922-23 ...	29,383	Net Revenue realized during 1922-23 as per Part III	2,23,009
On Rs. 7,17,153 outlay to end of the year 1916-17 at the average rate 3.3252 per cent.	23,847	Total Net Revenue realized to end of the year as per Part III	2,23,009
On subsequent outlay Rs. 1,01,029 at the average rate 5.48 per cent. ...	5,536	Balance net interest charges	—1,93,626
Total ...	29,383	Total ...	29,383

No. 5.—Account of Indirect Charges for, and to end of, 1922-1923.

Particulars.	Previous.	1922-1923.	Total.
	Rs.	Rs.	Rs.
CAPITAL ACCOUNT—			
1. Capitalized abatement of Land Revenue
2. Leave and Pension Allowances ...	(a) 10,217	10,217
3. Audit and Accounts Establishment
Total ...	10,217	10,217
REVENUE ACCOUNT—			
1. Capitalized abatement of Land Revenue
2. Leave and Pension Allowances	1,729	1,729
3. Audit and Accounts Establishment	679	679
Total	2,408	2,408

(a) Vide note under No. 2, Capital Account.

IRRIGATION BRANCH.

BOMBAY PRESIDENCY.

PUBLIC WORKS DEPARTMENT.

ADMINISTRATIVE ACCOUNTS FOR THE YEAR 1922-1923.

IRRIGATION WORKS.

SIND CANAL.

No. 6.—Statement comparing Capital cost to end of 1922-1923, with Sanctioned Estimates.

Particulars.	CHARGES AGAINST CLOSED SANCTIONS.			CURRENT SANCTIONS.			Total charges to date against old and current sanctions.	Remarks.
	Expenditure against Construction Estimate.	Expenditure against open Capital sanctions.	Total.	Charges to date.	Amount of Sanctioned Estimate.	Unspent balance of Estimate.		
	Rs.	Rs.	Rs.	Rs.	Rs.	Rs.	Rs.	
DIRECT CHARGES.								
Works ...	7,44,183	...	7,44,183	7,44,183	
Establishment ...	72,955	...	72,955	72,955	
Tools and Plant ...	1,044	...	1,044	1,044	
Suspense Accounts	
Total ...	8,18,182	...	8,18,182	8,18,182	
Less—Receipts on Capital Account	
Net Total ...	8,18,182	...	8,18,182	8,18,182	
INDIRECT CHARGES.								
Capitalized abatement of Land Revenue	
Leave and Pension Allowances ...	10,217	...	10,217	10,217	
Total ...	10,217	...	10,217	10,217	
Grand Total ...	8,28,399	...	8,28,399	8,28,399	

IRRIGATION BRANCH.

BOMBAY PRESIDENCY.

PUBLIC WORKS DEPARTMENT.

ADMINISTRATIVE ACCOUNTS FOR THE YEAR 1922-23.

RAJIB, CHITI AND GARANJ CANALS.

CANAL PROJECT.

No. 2.—Capital Account for, and to end of, 1922-23.

Heads of Account.	Direct Charges.			Cost of Construction as now estimated (Construction estimate closed during 1921-22.	Expenditure against closed estimates.
	Previous.	1922-23.	Total.		
	Rs.	Rs.	Rs.	Rs.	Rs.
I—WORKS	(a) 2,33,447	2,33,447	2,33,447	2,33,447
II.—ESTABLISHMENT.					
1 and 2. Direction and Accounts ...	26,239	26,239	26,239	26,239
3. Executive					
4. Medical					
5. Special Survey					
Total Establishment ...	26,239	26,239	26,239	26,239
III.—TOOLS AND PLANT ...	- 170	- 170	- 170	- 170
Grand Total ...	2,59,516	2,59,516	2,59,516	2,59,516
Net Outlay ...	2,59,516	2,59,516	2,59,516	2,59,516
Apportionment.					
Chargeable to 15 Other revenue expenditure	2,59,516	2,59,516	2,59,516	2,59,516
Total ...	2,59,516	2,59,516	2,59,516	2,59,516

(a) Previous outlay to end of the year 1921-22 brought forward in previous column as the Canals have been reclassified under the head 55, Construction of Irrigation Works as per Government Resolution (Public Works Department), No. 1606, dated 20th July 1928.

IRRIGATION BRANCH.

BOMBAY PRESIDENCY.

PUBLIC WORKS DEPARTMENT.

ADMINISTRATIVE ACCOUNTS FOR THE YEAR 1922-23.

RAJIB, CHITI AND GARANJ CANALS.

CANAL PROJECT.

No. 3.—Revenue Accounts for, and to end of, 1922-1923.

Receipts.	TOTAL.			Charges.	TOTAL.		
	Previous.	1922-1923.	Total.		Previous.	1922-1923.	Total.
I.—DIRECT RECEIPTS.	Rs.	Rs.	Rs.	I.—EXTENSIONS AND IMPROVEMENTS.	Rs.	Rs.	Rs.
1. Water-rates from Irrigation	614	614	1. Head Works ...	}
6. Other canal produce.	98	98	2. Main Canals and Branches ...			
10. Fines	153	153	3. Distributaries ...			
11. Miscellaneous receipts	98	98	4. Drainage and Protective Works ...			
Total	963	963	Total
II.—INDIRECT RECEIPTS.				II.—MAINTENANCE AND REPAIRS.			
Irrigation share of Land Revenue collected in the Civil Department.	1,02,058	1,02,058	1. Head Works ...	}	17,277	17,277
4 per cent. on 9/10ths of the proceeds from sales of occupancy rights per Government of India Nos. 53 & 58-A.L., dated respectively 20th June and 1st August 1889, communicated in Government Resolution No. 1209, dated 10th July, and No. 1913, dated 7th November 1889	2,010	2,010	2. Main Canals and Branches ...			
	...			3. Distributaries ...			
	...			4. Drainage and Protective Works ...			
Total	1,04,068	1,04,068	Total	17,277	17,277
Total Receipts	1,05,031	1,05,031	IV.—ESTABLISHMENT.			
				1 & 2. Direction and Accounts ...	}	3,141	3,141
				3. Executive ...			
				Total	3,141	3,141
				V.—TOOLS AND PLANT.	...	357	357
				Total	20,775	20,775
				Share of Collection Charges in the Civil Department.	6,161	6,161
				Indirect charges debitable to Revenue Account as per Account No. 5	613	613
				Total Charges...	...	27,549	27,549
				Balance Net Revenue.	...	77,482	77,482
				Grand Total	1,05,031	1,05,031

Note.—Old work originally classed under works for which only revenue Accounts are kept has been reclassified under the head "55, Construction of Irrigation Works", according to the instructions given in paragraph 18 of the Government of India, Public Works Department, Circular No. 3-P.W., dated 24th September 1921.

IRRIGATION BRANCH.

BOMBAY PRESIDENCY.

PUBLIC WORKS DEPARTMENT.

ADMINISTRATIVE ACCOUNTS FOR THE YEAR 1922-1923.

IRRIGATION WORKS.

RAJIB, CHITI AND GARANJ CANALS.

No. 4.—Interest Account for, and to end of, 1922-1923.

	Amount.		Amount.
	Rs.		Rs.
Total interest charges to end of 1921-22.	Net Revenue realized to end of 1921-22 as per Part III
Interest charges for the year 1922-23 ...	8,819	Net Revenue realized during 1922-1923 as per Part III ...	77,482
On Rs. 2,50,772 outlay to end of the year 1916-17 at the average Rs. rate 3.3252 per cent. ... 8,389	...	Total Net Revenue realized to end of the year as per Part III ...	77,482
On subsequent outlay Rs. 8,744 at the average rate 5.48 per cent. 480	...	Balance net interest charges ...	-68,663
Total ...	8,819	Total ...	8,819

No. 5.—Account of Indirect charges for, and to end of, 1922-1923.

Particulars.	Previous.	1922-1923.	Total.
	Rs.	Rs.	Rs.
CAPITAL ACCOUNT—			
1. Capitalized abatement of Land Revenue
2. Leave and Pension Allowances ...	(a) 3,670	3,670
3. Audit and Accounts Establishment
Total ...	3,670	3,670
REVENUE ACCOUNT—			
1. Capitalized abatement of Land Revenue
2. Leave and Pension Allowances	440	440
3. Audit and Accounts Establishment	173	173
Total	613	613

(a) Vide note under No. 2 Capital Account.

IRRIGATION BRANCH.

BOMBAY PRESIDENCY.

PUBLIC WORKS DEPARTMENT.

ADMINISTRATIVE ACCOUNTS FOR THE YEAR 1922-23.

IRRIGATION WORKS.

RAJIB, CHITI AND GARANI CANALS.

No. 6—Statement Comparing Capital Cost to end of 1922-23 with sanctioned Estimates.

Particulars.	CHARGES AGAINST CLOSED SANCTIONS.			CURRENT SANCTIONS.			Total charges to date against old and current sanctions.	REMARKS.
	Expenditure against construction Estimate.	Expenditure against open Capital sanctions.	Total.	Charges to date.	Amount of sanctioned Estimate.	Unspent balance of Estimate.		
	Rs.	Rs.	Rs.	Rs.	Rs.	Rs.	Rs.	
DIRECT CHARGES.								
Works ...	2,33,447	...	2,33,447	2,33,447	
Establishment ...	26,239	...	26,239	26,239	
Tools and Plant ...	-170	...	-170	-170	
Suspense Accounts	
Total ...	2,59,516	...	2,59,516	2,59,516	
Less—Receipts on Capital account	
Net Total ...	2,59,516	...	2,59,516	2,59,516	
INDIRECT CHARGES.								
Capitalized abatement of Land Revenue	
Leave and Pension Allowances ...	3,670	...	3,670	3,670	
Total ...	3,670	...	3,670	3,670	
Grand Total ...	2,63,186	...	2,63,186	2,63,186	

IRRIGATION BRANCH.

BOMBAY PRESIDENCY.

PUBLIC WORKS DEPARTMENT.

ADMINISTRATIVE ACCOUNTS FOR THE YEAR 1922-1923.

CANALS IN ROHRI.

CANAL PROJECT.

No. 2.—Capital Account for, and to end of, 1922-1923.

Heads of Account.	Direct Charges.			Cost of construction as now estimated (Construction estimate closed during 1922-1923.	Expenditure against closed estimates.
	Previous.	1922-1923.	Total.		
I.—WORKS	(a) 1,47,284	1,47,284	1,47,284	1,47,284
II.—ESTABLISHMENT.	Rs.	Rs.	Rs.	Rs.	Rs.
1 and 2. Direction and Accounts ...	19,175	19,175	19,175	19,175
3. Executive					
4. Medical					
5. Special Survey					
Total Establishment ...	19,175	19,175	19,175	19,175
III.—TOOLS AND PLANT ...	-76	-76	-76	-76
IV.—Suspense Accounts
Grand Total ...	1,66,383	1,66,383	1,66,383	1,66,383
V.—Less—Receipts on Capital Account
Net Outlay ...	1,66,383	1,66,383	1,66,383	1,66,383
Apportionment.					
Chargeable to 15—Other revenue expenditure	1,66,383	1,66,383	166,383	166,383
Total ...	1,66,383	1,66,383	166,383	166,383

(a) Previous outlay to end of the year 1921-1922 brought forward as the Canal has been reclassified under the head 55—Construction of Irrigation Works—Productive, vide Government Resolution (P. W. D.) No. 1606, dated the 19th July 1923.

IRRIGATION BRANCH.

BOMBAY PRESIDENCY.

PUBLIC WORKS DEPARTMENT.

ADMINISTRATIVE ACCOUNTS FOR THE YEAR 1922-1923.

CANALS IN ROHRI.

No. 3.—Revenue Account for, and to end of, 1922-1923.

Receipts.	Total.			Charges.	Total.		
	Previous.	1922-1923.	Total.		Previous.	1922-1923.	Total.
	Rs.	Rs.	Rs.		Rs.	Rs.	Rs.
I.—DIRECT RECEIPTS.				I.—EXTENSIONS AND IMPROVEMENTS.			
1. Water-rates from Irrigation	1,552	1,552	1. Head Works ...	}	481	481
5. Plantations	11	11	2. Main Canals and Branches ...			
6. Other canal produce	1,498	1,498	3. Distributaries ...			
9. Rents of buildings	8	8	4. Drainage and Protective Works ...			
10. Fines	262	262	Total	481	481
11. Miscellaneous receipts	690	690				
Total	4,016	4,016	II.—MAINTENANCE AND REPAIRS.			
II.—INDIRECT RECEIPTS.				1. Head Works ...	}	80,167	80,167
Irrigation share of Land Revenue collected in the Civil Department	1,64,859	1,64,859	2. Main Canals and Branches ...			
4 per cent. on 9/10ths of the proceeds from sales of occupancy rights per Government of India Nos. 58 and 58-A.I., dated respectively 20th June and 1st August 1889, communicated in Government Resolution No. 1209, dated 10th July, and No. 1913, dated 7th November 1889.	4,644	4,644	3. Distributaries ...			
	...			4. Drainage and Protective Works ...			
Total	1,69,503	1,69,503	Total	80,167	80,167
Total Receipts	1,73,519	1,73,519	IV.—ESTABLISHMENT.			
<i>Note.</i> —Loss to the canal on account of difference between assessment of water-rates on Jaghir lands and assessment at the ordinary rates in force for Government lands noted here per Government of India Letter No. 239-I, dated 14th June 1883, communicated under Government Resolution No. 400, dated 11th August 1883.				1 and 2. Direction and Accounts ...	}	14,662	14,662
				3. Executive ...			
Rs.				Total	14,662	14,662
To end of 1921-1922 ...				V.—TOOLS AND PLANT.	...	4,540	4,540
Loss for 1922-1923 ...	26,058			Less—Receipts on Revenue Account	2,875	2,875
Total ...	26,058			Total	96,975	96,975
				Share of Collection Charges in the Civil Department	9,957	9,957
				Total Direct Charges...	...	1,06,932	1,06,932
				Indirect Charges debitable to Revenue Account as per Account No 5	2,859	2,859
				Total Charges	1,09,791	1,09,791
				Balance Net Revenue...	...	63,728	63,728
Grand Total	1,73,519	1,73,519	Grand Total	1,73,519	1,73,519

N.B.—Old work, originally classed under works for which only revenue accounts are kept, has been reclassified under the head "55—Construction of Irrigation Works" according to the instructions given in paragraph 18 of the Government of India, P. W. D., Circulars No. 8-P. W., dated 24th September 1921.

IRRIGATION BRANCH.

BOMBAY PRESIDENCY.

PUBLIC WORKS DEPARTMENT.

ADMINISTRATIVE ACCOUNTS FOR THE YEAR 1922-1923.

IRRIGATION WORKS.

CANALS IN ROHRI.

No. 4.—Interest Account for, and to end of, 1922-1923.

	Amount.		Amount.
	Rs.		Rs.
Total interest charges to end of 1921-1922.	...	Net Revenue realized to end of 1921-1922 as per Part III	...
Interest charges for the year 1922-1923.	6,593	Net Revenue realized during 1922-1923 as per Part III	63,728
On Rs. 1,17,144 outlay to end of the year 1916-17 at the average rate 3.3252 per cent.	Rs. 3,895	Total Net Revenue realized to end of the year as per Part III	63,728
On subsequent outlay Rs. 49,239 at the average rate 5.48 per cent.	... 2,698	Balance net interest charges	—57,135
Total	6,593	Total	6,593

No. 5.—Account of Indirect Charges for, and to end of, year 1922-1923.

Particulars.	Previous.	1922-1923.	Total.
	Rs.	Rs.	Rs.
CAPITAL ACCOUNT—			
1. Capitalized abatement of Land Revenue
2. Leave and Pension Allowances	(a) 2,684	2,684
3. Audit and Accounts Establishment
Total	2,684	2,684
REVENUE ACCOUNT—			
1. Capitalized abatement of Land Revenue
2. Leave and Pension Allowances	...	2,053	2,053
3. Audit and Accounts Establishment	806	806
Total	2,859	2,859

(a) Vide note under No. 2, Capital Account.

IRRIGATION BRANCH.

BOMBAY PRESIDENCY.

PUBLIC WORKS DEPARTMENT.

ADMINISTRATIVE ACCOUNTS FOR THE YEAR 1922-1923.

IRRIGATION WORKS.

CANALS IN ROHRI.

No. 6.—Statement comparing Capital Cost to end of 1922-1923 with sanctioned Estimates.

Particulars.	CHARGES AGAINST CLOSED SANCTIONS.			CURRENT SANCTIONS.			Total charges to date against old and current sanctions.	REMARKS.
	Expenditure against construction Estimate.	Expenditure against open Capital sanctions.	Total.	Charges to date.	Amount of sanctioned Estimate.	Unspent balance of Estimate.		
	Rs.	Rs.	Rs.	Rs.	Rs.	Rs.	Rs.	
DIRECT CHARGES.								
Works ...	1,47,284	...	1,47,284	1,47,284	
Establishment ...	19,175	...	19,175	19,175	
Tools and Plant ...	—76	...	—76	—76	
Suspense Accounts	
Total ...	1,66,383	...	1,66,383	1,66,383	
Less—Receipts on Capital Account	
Net Total ...	1,66,383		1,66,383	1,66,383	
INDIRECT CHARGES.								
Capitalized abatement of Land Revenue	
Leave and Pension Allowances ...	2,684	...	2,684	2,684	
Total ...	2,684	...	2,684	2,684	
Grand Total ...	1,69,067	...	1,69,067	1,69,067	

IRRIGATION BRANCH.

BOMBAY PRESIDENCY.

PUBLIC WORKS DEPARTMENT.

ADMINISTRATIVE ACCOUNTS FOR THE YEAR 1922-1923.

CHITI CANAL.

CANAL PROJECT.

No. 2.—Capital Account for, and to end of, 1922-1923.

Heads of Account.	Direct Charges.			Cost of Construc- tion as now estimated.	Expenditure against closed estimates.
	Previous.	1922-23.	Total.		
I.—WORKS.	Rs.	Rs.	Rs.	Rs.	Rs.
(2) Main Canals and Branches.					
K. Buildings	4,775	4,775	4,825
Total, Main Canals and Branches...	4,775	4,775	4,825
Total I.—Works	4,775	4,775	4,825
II.—ESTABLISHMENT.					
1 and 2. Direction and Accounts	868	868	1,037
3. Executive					
4. Medical					
Total, Establishment	868	868	1,037
III.—TOOLS AND PLANT	99	99	72
... Grand Total	5,742	5,742	5,934
V.—Less—Receipts on Capital Account,
Net Outlay	5,742	5,742	5,934
Apportionment.					
Chargeable to 55—Construction of Irrigation Work—Provincial	5,742	5,742	5,934
Total	5,742	5,742	5,934

IRRIGATION BRANCH.

BOMBAY PRESIDENCY.

PUBLIC WORKS DEPARTMENT.

ADMINISTRATIVE ACCOUNTS FOR THE YEAR 1922-1923.

CHITI CANAL.

CANAL PROJECT.

No. 4.—Interest Account for, and to end of, 1922-1923.

	Amount.		Amount.
	Rs.		Rs.
Total interest charges to end of 1921-22.	...	Net Revenue realized to end of 1921-22.	...
Interest charges for the year 1922-23 ...	157	Net Revenue realized during 1922-23
On Rs. 2,871 half outlay for the year 1922-23 at the average rate 5.48 per cent.	...	Balance net interest charges	157
Total ...	157	Total ...	157

No. 5.—Account of Indirect Charges for, and to end of, 1922-1923.

Particulars.	Previous.	1922-1923.	Total.
	Rs.	Rs.	Rs.
CAPITAL.			
1. Capitalized abatement of Land Revenue
2. Leave and Pension Allowances	122	122
3. Audit and Accounts	48	48
Total	170	170

No. 6.—Statement comparing Charges to date with sanctioned Estimates.

Particulars.	CHARGES AGAINST CLOSED SANCTIONS.			CURRENT SANCTIONS.			Total charges to date against old and current sanctions.	Remarks.
	Expenditure against construction Estimate.	Expenditure against open Capital sanctions.	Total.	Charges to date.	Amount of sanctioned Estimate.	Unspent balance of Estimate.		
DIRECT CHARGES.	Rs.	Rs.	Rs.	Rs.	Rs.	Rs.	Rs.	
Works	4,775	4,825	50	4,775	Government Resolution (Public Works Department) No. 3273, dated 3rd January 1923.
Establishment	868	1,037	169	868	
Tools and Plant	99	72	-27	99	
Total	5,742	5,934	192	5,742	
Less—Receipts on Capital Account	
Net Total	5,742	5,934	192	5,742	
INDIRECT CHARGES.								
Capitalized abatement of Land Revenue	
Leave and Pension Allowances	122	152	30	122	
Audit and Accounts	48	48	...	48	
Total	170	200	30	170	
Grand Total	5,912	6,134	222	5,912	

IRRIGATION BRANCH.

BOMBAY PRESIDENCY.

PUBLIC WORKS DEPARTMENT.

ADMINISTRATIVE ACCOUNTS FOR THE YEAR 1922-1923.

SUKKUR BARRAGE PROJECT.

CANAL PROJECT.

No. 2.—Capital Account for, and to end of, 1922-1923.

Heads of Account.	DIRECT CHARGES.			Cost of Construction as now estimated.	Expenditure against closed estimates.
	Previous.	1922-1923.	Total.		
I.—WORKS.	Rs.	Rs.	Rs.	Rs.	Rs.
<i>(2)—Main Canals and Branches.</i>					
A. Preliminary Expenses ...	1,35,608	2,33,738	3,69,346	5,86,709
Total, Main Canals and Branches ...	1,35,608	2,33,738	3,69,346	5,86,709
Total, I.—Works ...	1,35,608	2,33,738	3,69,346	5,86,709
II.—ESTABLISHMENT.					
5. Special Survey ...	1,52,925	1,62,113	3,15,038	4,10,414
Total Establishment ...	1,52,925	1,62,113	3,15,038	4,10,414
III.—TOOLS AND PLANT ...	91,581	18,811	1,10,392	1,07,376
IV.—SUSPENSE ACCOUNTS ...	48	-48
Grand Total ...	3,80,162	4,14,614	7,94,776	11,04,499
V —Less— Receipts on Capital Account ...	65	204	269
Net Outlay ...	3,80,097	4,14,410	7,94,507	11,04,499
<i>Apportionment.</i>					
Chargeable to 49—Irrigation ...	12,599	12,599	} 11,04,499
Chargeable to 55—Construction of Irrigation Works Provincial ...	3,67,498	4,14,410	7,81,908		
Total ...	3,80,097	4,14,410	7,94,507	11,04,499

No. 4.—Interest Account for, and to end of 1922-1923.

	Amount.		Amount.
	Rs.		Rs.
Total interest charges to end of 1921-1922	12,255	Net Revenue realized to end of 1921-1922.	...
Interest charges for the year 1922-1923...	32,190	Net Revenue realized during 1922-1923...	...
On Rs.—284 outlay to end of the year 1916-1917 at the average rate 3·3252 per cent., Rs.—9.			...
On Rs. 5,87,586 outlay from the year 1917-1918 to 1921-1922 and half of 1922-1923, Rs. 32,199		Balance net interest charges ...	44,445
Total ...	44,445	Total ...	44,445

IRRIGATION BRANCH.

BOMBAY PRESIDENCY.

PUBLIC WORKS DEPARTMENT.

ADMINISTRATIVE ACCOUNTS FOR THE YEAR 1922-1923.

SUKKUR BARRAGE PROJECT.

CANAL PROJECT.

No. 5.—Account of Indirect Charges for, and to end of, 1922-1923.

Particulars.	Previous.	1922-1923.	Total.
	Rs.	Rs.	Rs.
CAPITAL—			
1. Capitalized abatement of Land Revenue	Nil
2. Leave and Pension Allowances	21,410	22,696	44,106
3. Audit and Accounts	1,334	2,337	3,675
Total	22,748	25,033	47,781

No. 6.—Statement comparing Charges to date with sanctioned Estimates.

Particulars.	CHARGES AGAINST CLOSED SANCTIONS.			CURRENT SANCTIONS.			Total charges to date against old and current Sanctions.	Remarks.
	Expenditure against construction Estimate.	Expenditure against open Capital Sanctions.	Total.	Charges to date.	Amount of sanctioned Estimate.	Unspent balance of Estimate.		
	Rs.	Rs.	Rs.	Rs.	Rs.	Rs.	Rs.	
DIRECT CHARGES.								
Works	3,69,346	5,86,709	2,17,363	3,69,346	Sanction to estimate for close contouring the area commanded by the Sukkur Barrage Canal Project was obtained in Government Resolution (Public Works Department) No. W. 1.—46169, dated 24th October 1921.
Establishment	3,15,038	4,10,414	95,376	3,15,038	
Tools and Plant	1,10,392	1,07,376	—3,016	1,10,392	
Suspense Accounts	
Total	7,94,776	11,04,499	3,09,723	7,94,776	
Less—Receipts on Capital Account	269	...	—269	269	
Net Total	7,94,507	11,04,499	3,09,992	7,94,507	
INDIRECT CHARGES.								
Leave and Pension Allowances	44,106	...	—44,106	44,106	
Audit and Accounts	3,675	...	—3,675	3,675	
Total	47,781	...	—47,781	47,781	
Grand Total	8,42,288	11,04,499	2,62,211	8,42,288	

IRRIGATION BRANCH.

BOMBAY PRESIDENCY.

PUBLIC WORKS DEPARTMENT.

ADMINISTRATIVE ACCOUNTS FOR THE YEAR 1922-23.

GARKINO CANAL.

CANAL PROJECT.

No. 2.—Capital Account for, and to end of, 1922-23.

Heads of Account.	Direct Charges.			Cost of construction as now estimated.	Expenditure against closed estimates.
	Previous.	1922-23.	Total.		
I.—WORKS.	Rs.	Rs.	Rs.	Rs.	Rs.
(2)—Main Canals and Branches.					
A. Preliminary Expenses	2,220	2,220	200
B. Land	3,475
D. Regulators	8,489	8,489	16,088
G. Bridges	4,104
K. Buildings	3,000
L. Earth-work	6,978	6,978	28,773
O. Miscellaneous	1,346	1,346	3,730
Total, Main Canals and Branches...	19,033	19,033	59,370
(3)—Distributaries.					
C. Works	15,219
Total, Distributaries	15,219
Total I.—Works	19,033	19,033	74,589
II.—ESTABLISHMENT.					
1 and 2. Direction and Accounts	3,460	3,460	16,037
3. Executive				
Total, Establishment	3,460	3,460	16,037
III.—TOOLS AND PLANT	993	393	1,119
IV.—Suspense Accounts
Grant Total	22,886	22,886	91,745
V.—Less—Receipts on Capital Account
Net Outlay	22,886	22,886	91,745
<i>Apportionment.</i>					
Chargeable to 55—Construction of Irrigation Works—Provincial	22,886	22,886	91,745
Total	22,886	22,886	91,745

IRRIGATION BRANCH.

BOMBAY PRESIDENCY.

PUBLIC WORKS DEPARTMENT.

ADMINISTRATIVE ACCOUNTS FOR THE YEAR 1922-23.

IRRIGATION WORKS.

GASKINO CANAL.

No. 4.—Interest Account for, and to end of, 1922-23.

	Amount.		Amount.
	Rs.		Rs.
Total interest charges to end of 1921-1922	Net Revenue realized to end of 1921-1922...	...
Interest charges for the year 1922-1923 ...	627	Net Revenue realized during 1922-1923
On Rs. 11,443, half outlay during the year 1922-23 at the average rate 5.48 per cent.			
		Balance net interest charges ...	627
Total ...	627	Total ...	627

No. 5.—Account of Indirect Charges for, and to end of, 1922-23.

Particulars.	Previous.	1922-23.	Total.
	Rs.	Rs.	Rs.
CAPITAL—			
1. Capitalized abatement of Land Revenue
2. Leave and Pension Allowances	484	484
3. Audit and Accounts Establishment	190	190
Total	674	674

No. 6.—Statement comparing Charges to date with Sanctioned Estimates.

CANAL PROJECT.

Particulars.	CHARGES AGAINST CLOSED SANCTIONS.			CURRENT SANCTIONS.			Total charges to date against old and current sanctions.	Remarks.
	Expenditure against Capital Estimate.	Expenditure against open Capital sanctions.	Total.	Charges to date.	Amount of sanctioned Estimate.	Unspent balance of Estimate.		
DIRECT CHARGES.	Rs.	Rs.	Rs.	Rs.	Rs.	Rs.	Rs.	
Works	19,033	74,589	55,556	19,033	
Establishment	3,460	16,037	12,577	3,460	
Tools and Plant	393	1,119	726	393	
Total	22,886	91,745	68,859	22,886	
Less—Receipts on Capital account	
Net Total	22,886	91,745	68,859	22,886	
INDIRECT CHARGES.								
Leave and Pension Allowances	484	2,245	1,761	484	
Audit and Accounts Establishment	190	746	556	190	
Total	674	2,991	2,317	674	
Grand Total	23,560	94,736	71,176	23,560	

G. R. (P.W.D.), No. 2965, dated 6th February 1923.

IRRIGATION BRANCH.

BOMBAY PRESIDENCY.

PUBLIC WORKS DEPARTMENT.

ADMINISTRATIVE ACCOUNTS FOR THE YEAR 1922-23.

ABORE CANAL.

CANAL PROJECT.

No. 2.—Capital Account for, and to end of, 1922-23.

Hheads of Account.	DIRECT CHARGES.			Cost of Construc- tion as now estimated.	Expenditure against closed estimates.
	Previous.	1922-23.	Total.		
I.—WORKS.	Rs.	Rs.	Rs.	Rs.	Rs.
(2) Main Canals and Branches.					
K. Buildings	11,114	11,114	11,335
Total, I—WORKS	11,114	11,114	11,335
II.—ESTABLISHMENT.					
1 and 2. Direction and Accounts ...	}	2,038	2,038	2,437
3. Executive					
Total, Establishment	2,038	2,038	2,437
III.—TOOLS AND PLANT	302	302	170
Grand Total	13,454	13,454	13,942
V.—Less—Receipts on Capital Account
Net Outlay	13,454	13,454	13,942
Apportionment.					
Chargeable to 55—Construction of Irrigation Works—Provincial	13,454	13,454	13,942
Total	13,454	13,454	13,942

IRRIGATION BRANCH.

BOMBAY PRESIDENCY.

PUBLIC WORKS DEPARTMENT.

ADMINISTRATIVE ACCOUNTS FOR THE YEAR 1922-23.

IRRIGATION WORKS.

ABORE CANAL.

CANAL PROJECT.

No. 4.—Interest Account for, and to end of, 1922-23.

	Amount.		Amount.
	Rs.		Rs.
Total interest charges to end of 1921-1922	Net Revenue realized to end of 1921-1922
Interest charges for the year 1922-1923 ...	369	Net Revenue realized during 1922-1923
On Rs. 6,727 half outlay for 1922-23 at the average rate 5.48 per cent.		Balance net interest charges ...	369
Total ...	369	Total ...	369

No. 5.—Account of Indirect Charges for, and to end of, 1922-23.

Particulars.	Previous.	1922-23.	Total.
	Rs.	Rs.	Rs.
CAPITAL—			
1. Capitalized abatement of Land Revenue
2. Leave and Pension Allowances	285	285
3. Audit and Accounts Establishment	111	111
Total	396	396

No. 6.—Statement comparing Charges to date with Sanctioned Estimates.

Particulars.	CHARGES AGAINST CLOSED SANCTIONS.			CURRENT SANCTIONS.			Total charges to date against old and current sanctions.	Remarks.
	Expenditure against Construction Estimate.	Expenditure against open Capital sanctions.	Total.	Charges to date.	Amount of sanctioned Estimate.	Unspent balance of Estimate.		
DIRECT CHARGES.	Rs.	Rs.	Rs.	Rs.	Rs.	Rs.	Rs.	
Works	11,114	11,335	221	11,114	
Establishment	2,038	2,437	399	2,038	
Tools and Plant	302	110	—192	302	
Total	13,454	13,882	428	13,454	
Net Total	13,454	13,882	428	13,454	
INDIRECT CHARGES.								
Leave and Pension Allowances	285	341	56	285	
Audit and Accounts Establishment	111	114	3	111	
Total	396	455	59	396	
Grand Total	13,850	14,337	487	13,850	

G. R. (P.W.D.), Nos. 9274, dated 8rd
January 1923 and 9274, dated 27th
March 1923.

IRRIGATION BRANCH.

BOMBAY PRESIDENCY.

PUBLIC WORKS DEPARTMENT.

ADMINISTRATIVE ACCOUNTS FOR THE YEAR 1922-1923.

GADIKERI TANK.

TANK PROJECT.

No. 3.—Revenue Account for, and to end of, 1922-1923.

Receipts.	Total.			Charges.	Total.		
	Previous.	1922-1923.	Total.		Previous.	1922-1923.	Total.
	Rs.	Rs.	Rs.		Rs.	Rs.	Rs.
I.—DIRECT RECEIPTS.				II.—MAINTENANCE AND REPAIRS.			
1. Water-rates from Irrigation ...	8,959	...	8,959	1. Head Works ...	8,338	...	8,338
5. Plantation ...	90	...	90	2. Main Canals and Branches ...	802	496	1,298
6. Other canal produce ...				Total ...	9,140	496	9,636
Total ...	9,049	...	9,049	IV.—ESTABLISHMENT.			
				1 & 2. Direction and Accounts ...	2,471	971	3,442
				3. Executive ...			
				Total ..	2,471	971	3,442
II.—INDIRECT RECEIPTS.				V.—TOOLS AND PLANT ...	95	22	117
Irrigation share of Land Revenue collected in the Civil Department ...	50,573	2,355	82,928	VI.—REFUNDS OF REVENUE ..	2,021	...	2,021
Total, Receipts ...	89,622	2,355	91,977	Total ...	13,727	1,489	15,216
				Share of Collection Charges in the Civil Department ..	8,956	236	9,192
				Total, Direct Charges...	22,693	1,725	24,408
				Indirect Charges debitable to Revenue Account as per Account No. 5 ...	351	141	492
				Total, Charges ...	23,034	1,866	24,900
				Balance Net Revenue ...	66,588	489	67,077
Grand Total ...	89,622	2,355	91,977	Grand Total ...	89,622	2,355	91,977

N.B.—Last Capital Account detailed in the Administrative Accounts for 1905-1906. Construction Estimate closed on 31st March 1882 —vide Government Resolution No. 1411, dated 12th September 1893. Completion Report approved in Government Resolution No. 101, dated 18th January 1894.

IRRIGATION BRANCH.

BOMBAY PRESIDENCY.

PUBLIC WORKS DEPARTMENT.

ADMINISTRATIVE ACCOUNTS FOR THE YEAR 1922-1923.

GADIKERI TANK.

TANK PROJECT.

No. 4.—Interest Account for, and to end of, 1922-1923.

	Amount.		Amount.
	Rs.		Rs.
Total interest charges to end of 1921-22.	19,017	Net Revenue realized to end of 1921-22.	66,588
Interest charges for the year 1922-23 ...	544	Net Revenue realized during 1922-23 ...	489
On Rs. 16,863 outlay to end of the year 1916-17 at the average rate 3.3252 per cent.			67,077
Subsequent outlay nil	Balance net interest charges ...	-47,516
Total ..	19,561	Total ...	19,561

No. 5.—Account of Indirect Charges for, and to end of, 1922-1923.

Particulars.	Previous.	1922-1923.	Total.
	Rs.	Rs.	Rs.
REVENUE—			
2. Leave and Pension Allowances ...	345	136	481
3. Accounts and Audit ...	6	5	11
	351	141	492

IRRIGATION BRANCH.

BOMBAY PRESIDENCY.

PUBLIC WORKS DEPARTMENT.

ADMINISTRATIVE ACCOUNTS FOR THE YEAR 1922-1923.

MAVINKOP TANK.

TANK PROJECT.

No. 3.—Revenue Account for, and to end of, 1922-1923.

Receipts.	Total.			Charges.	Total.		
	Previous.	1922-1923.	Total.		Previous.	1922-1923.	Total.
I.—DIRECT RECEIPTS.	Rs.	Rs.	Rs.	I.—EXTENSIONS AND IMPROVEMENTS.	Rs.	Rs.	Rs.
5. Plantations ...	28	...	28	1. Head Works ...	1,440	...	1,440
6. Other canal produce.				3. Distributaries ...	158	...	158
11. Miscellaneous Receipts ...	169	...	169	Total ...	1,598	...	1,598
Total ...	197	...	197	II.—MAINTENANCE AND REPAIRS.			
				1. Head Works ...	4,223	...	4,223
				2. Main Canals and Branches ...	2,549	174	2,723
				3. Distributaries ...	348	...	348
				Total ...	7,120	174	7,294
II.—INDIRECT RECEIPTS.				IV.—ESTABLISHMENT.			
Irrigation share of Land Revenue collected in the Civil Department.	65,229	2,022	67,251	1 & 2. Direction and Accounts ...	6,400	341	6,741
				3. Executive ...			
				Total ...	6,400	341	6,741
				V.—TOOLS AND PLANT.	190	8	198
				Total ...	15,308	523	15,831
Total, Receipts ...	65,426	2,022	67,448	Share of Collection Charges in the Civil Department ...	6,532	202	6,734
				Total, Direct Charges ...	21,840	725	22,565
				Indirect Charges debitable to Revenue Account as per Account No. 5 ...	906	50	956
				Total, Charges ...	22,746	775	23,521
				Balance Net Revenue ...	42,680	1,247	43,927
Grand Total ...	65,426	2,022	67,448	Grand Total ...	65,426	2,022	67,448

N.B.—Last Capital Account detailed in the Administrative Accounts for 1901-1902. Construction Estimate closed on 31st March 1901—vide Government Resolution No. 1411, dated 12th September 1893. Completion Report approved in Government Resolution No. 1138, dated 16th July 1894.

IRRIGATION BRANCH.

BOMBAY PRESIDENCY.

PUBLIC WORKS DEPARTMENT.

ADMINISTRATIVE ACCOUNTS FOR THE YEAR. 1922-1923.

MAYINKOP TANK.

TANK PROJECT.

No. 4.—Interest Account for, and to end of, 1922-1923.

	Amount.		Amount.
	Rs.		Rs.
Total interest charges to end of 1921-22.	47,090	Net Revenue realized to end of 1921-22.	42,680
Interest charges for the year 1922-23 ...	1,004	Net Revenue realized during 1922-23 ...	1,247
On Rs. 30,185 outlay to end of the year 1916-17 at the average rate 3.3252 per cent.		43,927
Subsequent outlay nil	Balance net interest charges ...	4,167
Total ...	48,094	Total ...	48,094

No. 5.—Account of Indirect Charges for, and to end of, 1922-1923.

Particulars.	Previous.	1922-1923.	Total.
	Rs.	Rs.	Rs.
REVENUE—			
1. Capitalized abatement of Land Revenue
2. Leave and Pension Allowances	896	48	944
3. Audit and Accounts	10	2	12
Total ...	906	50	956

IRRIGATION BRANCH.

BOMBAY PRESIDENCY.

PUBLIC WORKS DEPARTMENT.

ADMINISTRATIVE ACCOUNTS FOR THE YEAR 1922-23.

SHAHADA CHANNEL.

CANAL PROJECT.

No. 2.—Capital Account for, and to end of, 1922-23.

Heads of Account.	Direct Charges.			Cost of Construction as now estimated (Construction estimate closed during 1921-22).	Expenditure against closed estimates.
	Previous.	1922-23.	Total.		
	Rs.	Rs.	Rs.	Rs.	Rs.
I.—Works ...	(a) 29,535	29,535	29,535	29,535
II.—ESTABLISHMENT.					
1 and 2. Direction and Accounts ...	32,161	32,161	32,161	32,161
3. Executive ...					
Total Establishment ...	32,161	32,161	32,161	32,161
III.—Tools and Plant ...	335	335	335	335
Grand Total ...	62,031	62,031	62,031	62,031
Less—Receipts on Capital Accounts
Net Outlay ...	62,031	62,031	62,031	62,031
APPORTIONMENT.					
Chargeable to 15—Other revenue expenditure ...	62,031	62,031	62,031	62,031

(a) The Canal has been reclassified under the head 55 Construction of Irrigation Works, etc., Productive, Government Resolution, Public Works Department, No. 1918, dated 9th June 1923.

IRRIGATION BRANCH.

BOMBAY PRESIDENCY.

PUBLIC WORKS DEPARTMENT.

ADMINISTRATIVE ACCOUNTS FOR THE YEAR 1922-23.

SHAHADA CHANNEL.

CANAL PROJECT.

No. 3.—Revenue Account for, and to end of, 1922-23.

Receipts.	Total.			Charges.	Total.		
	Previous.	1922-1923.	Total.		Previous.	1922-1923.	Total.
	Rs.	Rs.	Rs.		Rs.	Rs.	Rs.
I.—DIRECT RECEIPTS.				II.—MAINTENANCE AND REPAIRS.			
1. Water-rates from Irrigation	3,203	3,203	1. Head-Works	345	345
6. Other canal produce.	14	14	2. Main Canals and Branches	10	10
10. Fines	88	88	3. Distributaries	9	9
11. Miscellaneous receipts	50	50	Total	364	364
Total	3,355	3,355	IV.—ESTABLISHMENT.			
				1 and 2 Direction and Accounts	782	782
				3. Executive		
				Total	782	782
II.—INDIRECT RECEIPTS.				V.—TOOLS AND PLANT.			
Irrigation share of Land Revenue collected in the Civil Department.	5,561	5,561	Total	1,159	1,159
				Share of Collection Charges in the Civil Department	722	722
				Total direct charges	1,881	1,881
Total	5,561	5,561	Indirect Charges debitable to Revenue Account as per Account No. 5	113	113
				Total Charges	1,994	1,994
Total Receipts	8,916	8,916	Balance Net Revenue	6,922	6,922
GRAND TOTAL	8,916	8,916	GRAND TOTAL	8,916	8,916

N. B.—Old work originally classed under Works for which only revenue accounts were kept has been reclassified under the head 55 Construction of Irrigation Works according to the instructions given in paragraph 18 of the Government of India, Public Works Department, Circular No. 3, P. W., dated 24th September 1921.

PUBLIC WORKS DEPARTMENT.

ADMINISTRATIVE ACCOUNTS FOR THE YEAR 1922-23.

IRRIGATION WORKS.

SHAHADA CHANNEL.

CANAL PROJECT.

No. 4.—Interest Account for, and to end of, 1922-23.

	Amount.		Amount.
	Rs.		Rs.
Total interest charges to end of 1921-1922	Net Revenue realized to end of 1921-22
Interest charges for the year 1922-1923... On Rs. 60,981, outlay to end of the year 1916-17 at the average rate 3.3252 per cent. ...	2,086	Net Revenue realized during 1922-23 ...	6,922
On subsequent outlay Rs. 1,050 at 5.48 per cent. ...	58	Balance net interest charges ..	6,922 —4,836
Total ...	2,086	Total ...	2,086

No. 5.—Account of Indirect charges for, and to end of, 1922-23.

Particulars.	Previous.	1922-1923.	Total.
CAPITAL—	Rs.	Rs.	Rs.
1. Capitalized abatement of Land Revenue
2. Leave and Pension Allowances ...	4,503	4,503
3. Audit and Accounts Establishment
Total ...	4,503	4,503
REVENUE—			
1. Capitalized abatement of Land Revenue
2. Leave and Pension Allowances	109	109
3. Audit and Accounts	4	4
Total	113	113

No. 6.—Statement comparing Charges to date with sanctioned Estimates.

Particulars.	CHARGES AGAINST CLOSED SANCTIONS.			CURRENT SANCTIONS.			Total charges to date against old and current sanctions.	Remarks.
	Expenditure against construction Estimate.	Expenditure against open Capital sanctions.	Total.	Charges to date.	Amount of sanctioned Estimate.	Unspent balance of Estimate.		
DIRECT CHARGES.	Rs.	Rs.	Rs.	Rs.	Rs.	Rs.	Rs.	
Works ...	29,535	...	29,535	29,535	
Establishment ...	32,161	...	32,161	32,161	
Tools and Plant ...	335	...	335	335	
Total ...	62,031	...	62,031	62,031	
Net Total ...	62,031	...	62,031	62,031	
INDIRECT CHARGES.								
Leave and Pension Allowances ...	4,503	...	4,503	4,503	
Audit and Accounts Establishment	
Total ...	4,503	...	4,503	4,503	
Grand Total ...	66,534	...	66,534	66,534	

IRRIGATION BRANCH.

BOMBAY PRESIDENCY.

PUBLIC WORKS DEPARTMENT.

ADMINISTRATIVE ACCOUNTS FOR THE YEAR 1922-1923.

MAHIWAH CANAL.

CANAL PROJECT.

No. 2.—Capital Account for, and to end of, 1922-23.

Heads of Account.	DIRECT CHARGES.			Cost of construction as now estimated (Construction estimate closed on 30th August 1923.)	Expenditure against closed estimates.
	Previous.	1922-1923.	Total.		
	Rs.	Rs.	Rs.	Rs.	Rs.
I.—WORKS.					
(2)—Main Canals and Branches.					
B. Land	62,933	...	62,933	62,933	62,933
D. Regulators	1,53,899	7,400	1,61,299	1,65,582	1,53,899
E. Falls and Weirs	8,272	...	8,272	8,272	8,272
G. Bridges	44,200	...	44,200	44,200	44,200
K. Buildings	34,288	...	34,288	34,288	34,288
L. Earth-work	4,14,441	...	4,14,441	4,14,441	4,14,441
Total, Main Canals and Branches ...	7,18,033	7,400	7,25,433	7,29,716	7,18,033
(3)—Distributaries.					
C. Works	69,822	...	69,822	69,822	69,822
L. Earth-work	79,871	...	79,871	79,871	79,871
Total, Distributaries ...	1,49,693	...	1,49,693	1,49,693	1,49,693
(4)—Drainage and Protective Works.					
B. Land	4,210	...	4,210	4,210	4,210
C. Works	50,954	...	50,954	50,954	50,954
L. Earth-work	2,04,631	...	2,04,631	2,04,631	2,04,631
Total, Drainage and Protective Works ...	2,59,795	...	2,59,795	2,59,795	2,59,795
Total, I.—Works ...	11,27,521	7,400	11,34,921	11,39,204	11,27,521
II.—ESTABLISHMENT.					
1 & 2. Direction and Accounts ...	53,473	1,272	2,45,149	2,46,389	53,473
3. Executive	1,90,404				
Total, II.—Establishment ...	2,43,877	1,272	2,45,149	2,46,389	2,43,877
III.—TOOLS AND PLANT ...	9,500	144	9,644	9,676	9,500
Grand Total ...	13,80,898	8,816	13,89,714	13,95,269	13,80,898
V—Less—Receipts on Capital Account ...	6	...	6	6	6
Net Outlay ...	13,80,892	8,816	13,89,708	13,95,263	13,80,892
APPORTIONMENT.					
Chargeable to 49—Irrigation ...	13,80,892	...	13,80,892	13,95,263	13,80,892
Chargeable to 55—Construction of Irrigation Works—Provincial	8,816	8,816		...
Total ...	13,80,892	8,816	13,89,708	13,95,263	13,80,892

IRRIGATION BRANCH.

BOMBAY PRESIDENCY.

PUBLIC WORKS DEPARTMENT.

ADMINISTRATIVE ACCOUNTS FOR THE YEAR 1922-1923.

MAHIWAH CANAL.

CANAL PROJECT.

No. 3.—Revenue Account for, and to end of, 1922-1923.

Receipts.	Total.			Charges.	Total.		
	Previous.	1922-1923.	Total.		Previous.	1922-1923.	Total.
I.—DIRECT RECEIPTS.				I.—EXTENSIONS AND IMPROVEMENTS.			
1. Water-rates from Irrigation ...	Rs. 3,976	Rs. 1,460	Rs. 5,436	2. Main Canals and Branches ...	Rs. 1,36,795	Rs. —152	Rs. 1,36,643
3. Sales of Water ...	6	...	6	3. Distributaries ...	12,329	...	12,329
5. Plantations ...	501	20	521	Total ...	1,49,124	—152	1,48,972
6. Other Canal Produce ...	7,906	878	8,784				
9. Rents of Buildings ...	398	...	398	II.—MAINTENANCE AND REPAIRS.			
10. Fines ...	10,717	685	11,402	2. Main Canals and Branches ...	9,17,893	57,420	9,75,313
11. Miscellaneous Receipts ...	19,643	1,224	20,867	3. Distributaries ...	8,189	...	8,189
Total ...	43,147	4,267	47,414	Total ...	9,26,082	57,420	9,83,502
II.—INDIRECT RECEIPTS.				IV.—ESTABLISHMENT.			
Irrigation share of Land Revenue collected in the Civil Department ...	10,71,940	51,883	11,23,823	1 & 2. Direction and Accounts ...	1,34,121	10,314	1,44,435
per cent. on $\frac{9}{10}$ ths of the proceeds from sales of occupancy rights per Government of India Nos. 53 and 58-A. I., dated respectively, 20th June and 1st August 1889, communicated in Government Resolution No. 1209, dated 10th July, and No. 1913, dated 7th November 1889 ...	53,819	3,693	57,512	3. Executive
Total ...	11,25,759	55,576	11,81,335	Total ...	1,34,121	10,314	1,44,435
Total, Receipts ...	11,68,906	59,843	12,28,749	V.—TOOLS AND PLANT ...	8,605	1,368	9,973
<i>Note.</i> —Loss to the canal on account of difference between assessment of water-rates on Jâghir lands and assessment at the ordinary rates in force for Government lands noted here per Government of India Letter No. 233-L, dated 14th June 1883, communicated under Government Resolution No. 400, dated 11th August 1883.				VI.—REFUNDS OF REVENUE	210	...	210
To end of 1921-1922 ... 96,509				Total ...	12,18,142	68,950	12,87,092
Loss for 1922-1923 ... —887				Share of Collection Charges in the Civil Department ...	58,538	3,174	61,712
Total ... 95,622				Total Direct charges ...	12,76,680	72,124	13,48,804
Grand Total ...	11,68,906	59,843	12,28,749	Indirect Charges debitable to Revenue Account as per Account No. 5 ...	23,151	2,017	25,168
				Total Charges ...	12,99,831	74,141	13,73,972
				Balance Net Revenue ...	—1,30,925	—14,298	—1,45,223
				Grand Total ...	11,68,906	59,843	12,28,749

N.B.—Construction Estimate closed on 30th August 1922—vide Government Memorandum No. S.—47, dated 30th August 1922
Completion Report passed by the Finance Department, vide Government Memorandum (Public Works Department)
No. S.—47-L, dated 30th August 1922.

IRRIGATION BRANCH.

BOMBAY PRESIDENCY.

PUBLIC WORKS DEPARTMENT.

ADMINISTRATIVE ACCOUNTS FOR THE YEAR 1922-1923.

MAHIWAH CANAL.

CANAL PROJECT.

No. 4.—Interest Account for, and to end of, 1922-1923.

	Amount.		Amount.
	Rs.		Rs.
Total Interest charges to end of 1921-1922 ...	9,23,921	Net Revenue realized to end of 1921-1922 ...	—1,30,925
Interest charges for the year 1922-1923 ...	46,156	Do. during 1922-1923 ...	—14,298
On Rs. 13,81,060 outlay to end of the year 1916-17 at the average rate 3.3252 per cent. Rs. 45,923.			—1,45,223
On subsequent outlay Rs. 4240 (from 1917-18 to 1921-22 and half outlay for 1922-23). Rs. 233.	...	Balance net Interest charges ...	11,15,300
Total ...	9,70,077	Total ...	9,70,077

No. 5.—Account of Indirect Charges for, and to end of, 1922-1923.

Particulars.	Previous.	1922-1923.	Total.
	Rs.	Rs.	Rs.
CAPITAL—			
1. Capitalized abatement of Land Revenue...	24,649	24,649
2. Leave and Pension Allowances ...	34,143	178	34,321
3. Audit and Accounts	74	74
Total ...	58,792	252	59,044
REVENUE—			
1. Capitalized abatement of Land Revenue ...	3,518	3,518
2. Leave and Pension Allowances ...	18,776	1,444	20,220
3. Audit and Accounts Establishment ...	857	573	1,430
Total ...	23,151	2,017	25,168

No. 6.—Statement comparing Charges to date with sanctioned Estimates.

Particulars.	CHARGES AGAINST CLOSED SANCTIONS.			CURRENT SANCTIONS.			Total charges to date against old and current sanctions.	REMARKS.
	Expenditure against construction Estimate.	Expenditure against open Capital sanctions.	Total.	Charges to date.	Amount of sanctioned Estimate.	Unspent balance of Estimate.		
	Rs.	Rs.	Rs.	Rs.	Rs.	Rs.	Rs.	
DIRECT CHARGES.								
Works ...	11,27,521	...	11,27,521	7,400	11,683	4,283	11,34,921	G. R. (P.W.D.) No. 8586 dated 80th January 1923 Do. No. 8566 dated 13th February 1923 Do. No. 8554 dated 12th February 1923 Do. No. 8555 dated 12th February 1923 Rs. 6,634 " 1,594 " 4,969 " 1,688 14,840
Establishment ...	2,43,877	...	2,43,877	1,272	2,512	1,240	2,45,149	
Tools and Plant ...	9,500	...	9,500	144	176	32	9,644	
Total ...	13,80,898	...	13,80,898	8,816	14,371	5,555	13,89,714	
Less—Receipts on Capital Account...	6	...	6	6	
Net Total ...	13,80,892	...	13,80,892	8,816	14,371	5,555	13,89,708	
INDIRECT CHARGES.								
Capitalized abatement of Land Revenue...	24,649	...	24,649	24,649	
Leave and Pension Allowances ...	34,143	...	34,143	178	352	174	34,321	
Audit and Accounts	74	117	43	74	
Total ...	58,792	...	58,792	252	469	217	59,044	
Grand Total ...	14,39,684	...	14,39,684	9,068	14,840	5,772	14,48,752	

IRRIGATION BRANCH.

BOMBAY PRESIDENCY.

PUBLIC WORKS DEPARTMENT.

ADMINISTRATIVE ACCOUNTS FOR THE YEAR 1922-1923.

DA'D CANAL.

CANAL PROJECT.

No. 2.—Capital Account for, and to end of, 1922-1923.

Heads of Account.	DIRECT CHARGES.			Cost of Construction as now estimated. (Construction estimate closed on 31st March 1907.)	Expenditure against closed estimates.
	Previous.	1922-23.	Total.		
I.—WORKS.	Rs.	Rs.	Rs.	Rs.	Rs.
(2)—Main Canals and Branches.					
A. Preliminary Expenses ...	4,134	4,134	4,134	4,134
B. Land ...	39,338	39,338	39,338	39,338
D. Regulators ...	2,05,144	11,608	2,16,752	2,16,752	2,16,752
G. Bridges ...	91,352	91,352	91,352	91,352
H. Escapes ...	13,077	13,077	13,077	13,077
K. Buildings ...	89,030	3,771	92,801	94,394	89,030
L. Earth-work ...	14,18,551	14,18,551	14,18,551	14,18,551
O. Miscellaneous ...	7,086	7,086	7,086	7,086
Total, Main Canals and Branches ...	18,67,712	15,379	18,83,091	18,84,684	18,79,320
(3)—Distributaries.					
B. Land ...	2,600	2,600	5,788	20
C. Works ...	91,637	91,637	93,239	63,280
L. Earth-work ...	1,00,332	1,00,332	1,04,564	24,564
O. Miscellaneous ...	95,699	—736	94,963	80,285	—6,990
Total, Distributaries ...	2,90,268	—736	2,89,532	2,83,826	80,874
(4)—Drainage and Protective Works.					
L. Earth-work ...	14,590	14,590	14,590	14,590
O. Miscellaneous ...	505	505	505	505
Total, Drainage and Protective Works.	15,095	15,095	15,095	15,095
Total I.—Works ...	21,73,075	14,643	21,87,718	21,83,605	19,75,289
II.—ESTABLISHMENT.					
1 & 2. Direction and Accounts ...	3,60,524	5,140	3,65,664	3,90,106	3,47,534
3. Executive		
5. Special Survey	12,721		
Total, Establishment ...	3,73,245	5,140	3,78,385	3,90,106	3,47,534
III.—TOOLS AND PLANT ...	19,277	232	19,509	19,296	17,179
Grand Total ...	25,65,597	2,0,015	25,85,612	25,93,007	23,40,002
V.—Less—Receipts on Capital Account.	34	34	34	34
Net Outlay ...	25,65,563	20,015	25,85,578	25,92,973	23,39,968
APPORTIONMENT.					
Chargeable to 49—Irrigation ...	25,57,892	25,57,892	25,92,973	23,39,968
Do. 43—Minor Works and Navigation ...	3,827	3,827		
Do. 55—Construction of Irrigation Works—Provincial ...	3,844	20,015	23,859		
Total ...	25,65,563	20,015	25,85,578	25,92,973	23,39,968

IRRIGATION BRANCH.

BOMBAY PRESIDENCY.

PUBLIC WORKS DEPARTMENT.
ADMINISTRATIVE ACCOUNTS FOR THE YEAR 1922-1923.

DA'D CANAL.

CANAL PROJECT.

No. 3.—Revenue Account for, and to end of, 1922-1923.

Receipts.	Total.			Charges.	Total.		
	Previous.	1922-1923.	Total.		Previous.	1922-1923.	Total.
-DIRECT RECEIPTS.	Rs.	Rs.	Rs.	I.—EXTENSIONS AND IMPROVEMENTS.	Rs.	Rs.	Rs.
Water-rates from Irrigation ...	11,438	381	11,819	1. Head Works ...	4,859	...	4,859
Plantations ...	7,720	400	8,120	2. Main Canals and Branches ...	90,531	—3,675	86,856
Other canal produce ...	1,826	304	2,130	3. Distributaries ...	16,585	...	16,585
Navigation ...	69	41	110	Average expenditure before improvements...	—90,735	...	—90,735
Rents of buildings.	4,165	...	4,165	Total ...	21,240	—3,675	17,565
Fines ...	4,475	...	4,475	II.—MAINTENANCE AND REPAIRS.			
Miscellaneous Receipts ...	10,892	—75	10,817	2. Main Canals and Branches ...	12,85,747	86,299	13,72,046
Deduct—Refunds...	—5	—5	—10	3. Distributaries ...	57,099	101	57,200
Total ...	40,590	1,056	41,646	Total ...	13,42,846	86,400	14,29,246
II.—INDIRECT RECEIPTS.				IV.—ESTABLISHMENT.			
Irrigation share of Land Revenue collected in the Civil Department ...	28,82,751	2,46,794	31,29,545	1 & 2. Direction and Accounts ...	4,63,843	30,676	4,94,519
4 per cent. on 9/10ths of the proceeds from sales of occupancy rights per Government of India Nos. 53 & 53-A.L., dated respectively, 20th June and 1st August 1889, communicated in Government Resolution No. 1209, dated 10th July, and No. 1913, dated 7th November 1889 ...	1,26,298	8,737	1,35,035	3. Executive ...			
Total ...	30,09,049	2,55,531	32,64,580	Total ...	4,63,843	30,676	4,94,519
Total Receipts ...	30,49,639	2,56,587	33,06,226	V.—TOOLS AND PLANT...	13,898	1,627	15,525
Notes.— Loss to the canal on account of difference between assessment of water-rates on Jágir lands and assessment at the ordinary rates in force for Government lands noted here per Government of India Letter No. 233-I., dated 14th June 1883, communicated under Government Resolution No. 400, dated 11th August 1883.				VI.—REFUNDS OF REVENUE	518	...	518
Ra.				Suspense Account ...	1,465	...	1,465
To end of 1921-1922 4,10,727				Deduct—Recoveries on Revenue Account ...	204	44	248
Loss for 1922-1923 ... 25,920				Total ...	18,43,606	1,14,984	19,58,590
Total ... 4,36,647				Share of Collection Charges in the Civil Department ...	1,53,114	14,831	1,67,945
				Total Direct charges...	19,96,720	1,29,815	21,26,535
				Indirect Charges debitable to Revenue Account as per Account No. 5 ...	67,121	5,122	72,243
				Total Charges ...	20,63,841	1,34,937	21,98,778
				Balance Net Revenue ...	9,85,798	1,21,650	11,07,448
Grand Total ...	30,49,639	2,56,587	33,06,226	Grand Total ...	30,49,639	2,56,587	33,06,226

N.B.—Construction Estimate closed on 31st March 1907—vide Government Resolution No. 2191, dated 17th August 1908.

Completion Report approved in Government Resolution, No. 1054, dated 30th April 1910.

IRRIGATION BRANCH.

BOMBAY PRESIDENCY.

PUBLIC WORKS DEPARTMENT.

ADMINISTRATIVE ACCOUNTS FOR THE YEAR 1922-1923.

DA'D CANAL.

CANAL PROJECT.

No. 4.—Interest Account for, and to end of, 1922-1923.

	Amount,		Amount
	Rs.		Rs.
Total Interest charges to end of 1921-22 ...	18,35,418	Net revenue realized to end of 1921-1922 ...	9,85,79
Interest charges for the year 1922-23 ...	85,620	Do. during 1922-1923 ...	1,21,6
On Rs. 25,76,626 outlay to end of the year 1916-17 at the average 3.3252 per cent. ...	Rs. 85,678		
On subsequent outlay Rs. —1,056 (from 1917-18 to 1921-22 and half of 1922-23) at the average rate 5.48 per cent. . —58			
		Balance net Interest charges ...	11,07,4
			8,13,5
Total ...	19,21,033	Total ...	19,21,0

No. 5.—Account of Indirect Charges for, and to end of, 1922-1923.

Particulars.		Previous.	1922-1923.	Total.
		Rs.	Rs.	Rs.
CAPITAL—				
1. Capitalized abatement of Land Revenue	41,453	41,453
2. Leave and Pension Allowances	52,255	720	52,975
3. Audit and Accounts	28	146	174
Total ...		93,736	866	94,602
REVENUE—				
1. Capitalized abatement of Land Revenue	1,194	1,194
2. Leave and Pension Allowances	64,938	4,295	69,233
3. Audit and Accounts	989	827	1,816
Total ...		67,121	5,122	72,243

No. 6.—Statement comparing Charges to date with sanctioned Estimates.

Particulars.	CHARGES AGAINST CLOSED SANCTIONS.			CURRENT SANCTIONS.			Total charges to date against old and current sanctions.	REMARKS.
	Expenditure against construction Estimate.	Expenditure against open capital sanctions.	Total.	Charges to date.	Amount of sanctioned Estimate.	Unspent balance of Estimate.		
	Rs.	Rs.	Rs.	Rs.	Rs.	Rs.	Rs.	
DIRECT CHARGES.								
Works ...	18,99,648	75,641	19,75,289	2,12,429	2,08,316	—4,113	21,87,718	Revised Estimate of the Pen Distributary sanctioned by the Government of India—vide No. 979-I, dated 29th June 1914, communicated in Government Resolution No. W.I.—9017, dated 12th August 1914. G.R., P.W.D., No. 8240, dated 2nd December 1922 Do. No. 8236, dated 16th December 1922
Establishment ...	3,16,663	30,871	3,47,534	30,851	42,572	11,721	3,78,385	
Tools and Plant ...	16,579	600	17,179	2,330	2,117	—213	19,509	
Total ...	22,32,890	1,07,112	23,40,002	2,45,610	2,53,005	7,395	25,85,612	
Less—Receipts on Capital Account ...	34	...	34	34	
Net Total ...	22,32,856	1,07,112	23,39,968	2,45,610	2,53,005	7,395	25,85,578	
INDIRECT CHARGES.								
Capitalized abatement of Land Revenue ...	40,168	1,110	41,278	175	3,025	2,850	41,453	
Leave and Pension Allowances ...	44,333	4,320	48,653	4,322	5,961	1,639	52,975	
Audit charges	151	151	23	54	31	174	
Total ...	84,501	5,581	90,082	4,520	9,040	4,520	94,602	
Grand Total ...	23,17,357	1,12,693	24,30,050	2,50,130	2,62,045	11,915	26,80,180	

IRRIGATION BRANCH.

BOMBAY PRESIDENCY.

PUBLIC WORKS DEPARTMENT.
ADMINISTRATIVE ACCOUNTS FOR THE YEAR 1922-1923.

NARSAT CANAL.

CANAL PROJECT.

No. 2.—Capital Account for, and to end of, 1922-1923.

Heads of Account.	DIRECT CHARGES.			Cost of Construction as now estimated. (Construction estimate closed on 31st March 1907.)	Expenditure against closed estimates.
	Previous.	1922-1923.	Total.		
	Rs.	Rs.	Rs.	Rs.	Rs.
I.—WORKS.					
(2)—Main Canals and Branches.					
A. Preliminary Expenses	1,653	...	1,653	1,653	1,653
B. Land	40,941	...	40,941	40,941	40,941
D. Regulators	1,84,574	...	1,84,574	1,84,574	1,84,574
G. Bridges	67,852	...	67,852	67,852	67,852
K. Buildings	69,315	...	69,315	69,315	69,315
L. Earth-work	9,78,967	...	9,78,967	9,78,967	9,78,967
O. Miscellaneous	4,430	...	4,430	4,430	4,430
Total, Main Canals and Branches ...	13,47,732	...	13,47,732	13,47,732	13,47,732
(3)—Distributaries.					
B. Land	576	...	576	576	576
C. Works	1,38,669	2,663	1,41,332	1,42,660	1,38,669
L. Earth-work	73,188	...	73,188	73,188	73,188
O. Miscellaneous	—20,032	—612	—20,644	—20,644	—20,644
Total, Distributaries ...	1,92,401	2,051	1,94,452	1,95,780	1,91,789
(4)—Drainage and Protective Works.					
L. Earth-work	4,398	...	4,398	4,398	4,398
O. Miscellaneous	377	...	377	377	377
Total, Drainage and Protective Works ...	4,775	...	4,775	4,775	4,775
Total, I.—Works ...	15,44,908	2,051	15,46,959	15,48,237	15,44,296
II.—ESTABLISHMENT.					
1 & 2. Direction and Accounts	2,51,135	720	2,51,905	2,51,828	2,50,970
3. Executive					
5. Special Survey	1,263	...	1,263	1,263	1,263
Total, Establishment ...	2,52,448	720	2,53,168	2,53,091	2,52,233
III.—TOOLS AND PLANT ...	6,846	32	6,878	6,896	6,836
Grand Total ...	18,04,202	2,803	18,07,005	18,08,274	18,03,365
V.—Less—Receipts on Capital Account ...	158	...	158	158	158
Net Outlay ...	18,04,044	2,803	18,06,847	18,08,116	18,03,207
APPORTIONMENT.					
Chargeable to 49.—Irrigation	18,04,834	...	18,04,834	18,04,834	18,04,834
Chargeable to 55.—Construction of Irrigation Works, Provincial	—790	2,803	2,013	3,282	—1,627
Total ...	18,04,044	2,803	18,06,847	18,08,116	18,03,207

IRRIGATION BRANCH.

BOMBAY PRESIDENCY.

PUBLIC WORKS DEPARTMENT.

ADMINISTRATIVE ACCOUNTS FOR THE YEAR 1922-1923.

NASRAT CANAL.

CANAL PROJECT.

No. 3.—Revenue Account for, and to end of, 1922-1923.

Receipts.	Total.			Charges.	Total.		
	Previous.	1922-1923.	Total.		Previous.	1922-1923.	Total.
I.—DIRECT RECEIPTS.	Rs.	Rs.	Rs.	I.—EXTENSIONS AND IMPROVEMENTS.	Rs.	Rs.	Rs.
1. Water-rates from Irrigation ...	—469	1	—468	2. Main Canals and Branches ...	81,466	—171	81,295
3. Sales of water ...	98	...	98	3. Distributaries ...	23,286	...	23,286
5. Plantations ...	3,316	427	3,743				
6. Other canal produce ...	1,774	244	2,018				
8. Navigation ...	43	25	68				
9. Rents of buildings.	3,226	...	3,226				
10. Fines ...	3,934	8	3,942				
11. Miscellaneous Receipts ...	3,214	—280	2,934				
Deduct—Refunds	300	300				
Total ...	15,136	125	15,261				
II.—INDIRECT RECEIPTS.				II.—MAINTENANCE AND REPAIRS.			
Irrigation share of Land Revenue collected in the Civil Department ...	27,66,058	1,57,658	29,23,716	2. Main Canals and Branches ...	13,07,130	77,360	13,84,490
4 per cent. on 9/10ths of the proceeds from sales of occupancy rights per Government of India Nos. 53 & 58-A. I., dated, respectively, 20th June and 1st August 1883, communicated in Government Resolution No. 1209, dated 10th July, and No. 1913, dated 7th November 1889 ...	1,78,014	13,923	1,91,937				
Total ...	29,44,072	1,71,581	31,15,653				
Total, Receipts ...	29,59,208	1,71,706	31,30,914				
<i>Note.</i> —Loss to the canal on account of difference between assessment of water rates on Jâghir lands and assessment at the ordinary rates in force for Government lands noted here per Government of India Letter No. 233-I., dated 14th June 1883, communicated under Government Resolution No. 400, dated 11th August 1883.				IV.—ESTABLISHMENT.			
				1 & 2. Direction and Accounts ...	4,81,477	27,684	5,09,161
				Total ...	4,81,477	27,684	5,09,161
				V.—TOOLS AND PLANT...	13,257	1,341	14,598
				VI.—REFUNDS OF REVENUE	98	...	98
				Suspense Account ...	—1,465	...	—1,465
				Deduct—Recoveries on Revenue account ...	204	...	204
				Total ...	19,05,045	1,06,214	20,11,259
				Share of Collection Charges in the Civil Department ...	1,65,347	9,453	1,74,800
				Total, Direct Charges ...	20,70,392	1,15,667	21,86,059
				Indirect Charges debitable to Revenue Account as per Account No. 5 ...	68,496	4,648	73,144
				Total, Charges ...	21,38,888	1,20,315	22,59,203
				Balance Net Revenue ...	8,20,320	51,391	8,71,711
				Grand Total ...	29,59,208	1,71,706	31,30,914

N.B.—Construction Estimate closed on 31st March 1907—vide Government Resolution No. 2191, dated 17th August 1908.
Completion Report approved in Government Resolution No. 1064, dated 30th April 1910.

IRRIGATION BRANCH

BOMBAY PRESIDENCY.

PUBLIC WORKS DEPARTMENT.

ADMINISTRATIVE ACCOUNTS FOR THE YEAR 1922-1923.

NASRAT CANAL.

CANAL PROJECT.

No. 4.—Interest Account for, and to end of, 1922-1923.

	Amount.		Amount.
	Rs.		Rs.
Total Interest charges to end of 1921-1922 ...	12,22,324	Net revenue realized to end of 1921-1922 ...	8,20,320
Interest charges for the year 1922-1923 ...	59,904	Do. during 1922-1923 ...	51,391
On Rs. 18,11,482 outlay to end of the Rs. year 1916-17 at the average rate 3·3252 per cent. ...	60,235		8,71,711
On subsequent outlay Rs. —6,036 (from 1917-18 to 1921-22 and half of 1922-23) at the average rate 5·48 per cent. —331		Balance net Interest charges ...	4,10,517
Total ...	12,82,228	Total ...	12,82,228

No. 5.—Account of Indirect Charges for, and to end of, 1922-1923.

Particulars.	Previous.	1922-1923.	Total
	Rs.	Rs.	Rs.
CAPITAL—			
1. Capitalized abatement of Land Revenue ...	22,749	22,749
2. Leave and Pension Allowances ...	35,341	101	35,442
3. Audit and Accounts ...	—6	21	15
Total ...	58,084	122	58,206
REVENUE—			
1. Capitalized abatement of Land Revenue ...	33	33
2. Leave and Pension Allowances ...	67,408	3,876	71,284
3. Audit and Accounts ...	1,055	772	1,827
Total ...	68,496	4,648	73,144

No. 6.—Statement comparing Charges to date with Sanctioned Estimates.

Particulars.	CHARGES AGAINST CLOSED SANCTIONS.			CURRENT SANCTIONS.			Total charges to date against old and current Sanctions.	REMARKS.
	Expenditure against construction Estimate.	Expenditure against open capital Sanctions.	Total.	Charges to date.	Amount of sanctioned Estimate.	Unspent balance of Estimate.		
	Rs.	Rs.	Rs.	Rs.	Rs.	Rs.	Rs.	
DIRECT CHARGES.								
Works ...	15,71,638	27,342	15,44,296	2,663	3,991	1,328	15,46,959	G. E. (P.W.D.) No. 8558, dated 5th February 1923—Rs. 5,069.
Establishment ...	2,23,469	28,764	2,52,233	935	858	—77	2,53,168	
Tools and Plant ...	5,046	1,790	6,836	42	60	18	6,878	
Total ...	18,00,153	3,212	18,03,365	3,640	4,909	1,269	18,07,005	
Less—Receipts on Capital Account ...	158	...	158	158	
Net Total ...	17,99,995	3,212	18,03,207	3,640	4,909	1,269	18,06,847	
INDIRECT CHARGES.								
Capitalized abatement of Land Revenue ...	15,098	7,651	22,749	22,749	
Leave and Pension Allowances ...	31,285	4,026	35,311	131	120	—11	35,442	
Audit and Accounts	—12	—12	27	40	13	15	
Total ...	46,383	11,665	58,048	153	160	2	58,206	
Grand Total ...	18,46,378	14,877	18,61,255	3,798	5,069	1,271	18,65,053	

IRRIGATION BRANCH.

BOMBAY PRESIDENCY.

PUBLIC WORKS DEPARTMENT.

ADMINISTRATIVE ACCOUNTS FOR THE YEAR 1922-1923.

SUTTAH CANAL.

CANAL PROJECT.

No 3.—Revenue Account for, and to end of, 1922-1923.

Receipts.	Total.			Charges.	Total.		
	Previous.	1922-1923.	Total.		Previous.	1922-1923.	Total.
I.—DIRECT RECEIPTS.	Rs.	Rs.	Rs.	I.—EXTENSIONS AND IMPROVEMENTS.	Rs.	Rs.	Rs.
1. Water-rates from Irrigation ...	312	1	813	2. Main Canals and Branches ...	10,140	...	10,140
5. Plantations ...	1,266	...	1,272	4. Average expenditure before Improvement ...	35,892	1,994	37,886
6. Other canal produce ...	159	...	159				
10. Fines ...	81	15	96	Total ...	25,752	1,994	27,746
11. Miscellaneous Receipts ...							
Total ...	1,656	8	1,648	II.—MAINTENANCE AND REPAIRS.			
				2. Main Canals and Branches ...	1,77,361	10,271	1,87,632
II.—INDIRECT RECEIPTS.							
Irrigation share of Land Revenue collected in the Civil Department ...	2,25,949	20,424	2,46,373				
4 per cent. on 9/10ths of the proceeds from sales of occupancy rights per Government of India Nos. 53 and 58-A. I., dated, respectively, 20th June and 1st August 1889, communicated in Government Resolution No. 1209, dated 10th July, and No. 1913, dated 7th November 1889.	9,284	870	10,154	IV.—ESTABLISHMENT.			
Total ...	2,35,233	21,294	2,56,527	1 & 2. Direction and Accounts } ...	15,309	1,039	16,348
				3. Executive ...			
Total, Receipts ...	2,36,889	21,286	2,58,175	Total ...	15,309	1,039	16,348
<i>Note.</i> —Loss to the canal on account of difference between assessment of water-rates on jaghir lands and assessment at the ordinary rates in force for Government lands noted here per Government of India letter No. 233-L, dated 14th June 1883, communicated under Government Resolution No. 400, dated 11th August 1883 :—				V.—TOOLS AND PLANT ...	796	291	1,087
Rs.				Total ...	1,67,714	9,607	1,77,321
To end of 1921-1922 ...	5,126			Share of Collection Charges in the Civil Department ...	13,424	1,224	14,648
Loss for 1922-1923 ...	144			Total, Direct Charges ...	1,81,138	10,831	1,91,969
Total ...	5,270			Indirect Charges debitable to Revenue Account as per Account No. 5 ...	2,350	228	2,578
				Total, Charges ...	1,83,488	11,059	1,94,547
				Balance Net Revenue ...	53,401	10,227	63,628
Grand Total ...	2,36,889	21,286	2,58,175	Grand Total ...	2,36,889	21,286	2,58,175

N.B. —Last Capital Account detailed in the Administrative Accounts for 1912-1913. Construction Estimate closed on 31st March 1910—vide Government Resolution No. 229, dated 5th February 1910. Completion Report approved in Government Resolution No. 950, dated 9th May 1911.

IRRIGATION BRANCH.

BOMBAY PRESIDENCY.

PUBLIC WORKS DEPARTMENT.

ADMINISTRATIVE ACCOUNTS FOR THE YEAR 1922-1923

IRRIGATION WORKS.

SUTTAH CANAL.

CANAL PROJECT.

No. 4.—Interest Account for, and to end of, 1922-1923.

	Amount.		Amount.
	Rs.		Rs.
Total interest charges to end of 1921-22.	1,03,471	Net Revenue realized to end of 1921-22.	53,401
Interest charges for the year 1922-23	5,787	Net Revenue realized during 1922-23 ...	10,227
On Rs. 1,74,028 outlay to end of the year 1916-17 at the average rate 3.3252 per cent.			63,628
Subsequent outlay nil.		Balance net interest charges ...	45,630
Total ...	1,09,258.	Total ...	1,09,258

No. 5.—Account of Indirect Charges for, and to end of, 1922-1923.

Particulars.	Previous.	1922-1923.	Total.
	Rs.	Rs.	Rs.
REVENUE—			
1. Capitalized abatement of Land Revenue
2. Leave and Pension Allowances ...	2,143	145	2,288
3. Audit and Accounts ...	207	83	290
Total ...	2,350	228	2,578

IRRIGATION BRANCH.

BOMBAY PRESIDENCY.

PUBLIC WORKS DEPARTMENT.

ADMINISTRATIVE ACCOUNTS FOR THE YEAR 1922-1923.

BAGHAR CANAL.

CANAL PROJECT.

No. 2.—Capital Account for, and to end of, 1922-1923.

Heads of Account.	Direct Charges.			Cost of Construction as now estimated (Construction estimates closed during 1921-22).	Expenditure against closed estimates.
	Previous.	1922-1923.	Total.		
	Rs.	Rs.	Rs.	Rs.	Rs.
I Works ...	(a) 1,94,567	...	1,94,567	1,94,567	1,94,567
II.—ESTABLISHMENT.					
1 & 2. Direction and Accounts ...	35,968	...	35,968	35,968	35,968
3. Executive ...					
4. Medical ...					
5. Special Survey ...					
Total Establishment ...	35,968	...	35,968	35,968	35,968
III.—Tools and Plant ...	335	...	335	335	335
IV.—Suspense Account
Grand Total ...	2,30,870	...	2,30,870	2,30,870	2,30,870
V.—Less Receipt on Capital Account
Net Outlay ...	2,30,870	...	2,30,870	2,30,870	2,30,870
Apportionment.					
Chargeable to 43—Minor Works and Navigation ...	2,30,870	...	2,30,870	2,30,870	2,30,870
Total ...	2,30,870	...	2,30,870	2,30,870	2,30,870

(a) Previous outlay to end of the years 1921-22 brought forward as the Canal has been reclassified under the head 55, Construction of Irrigation Works Un-Productive. Government Resolution (Public Works Department) No. 636, dated 18th July 1923.

IRRIGATION BRANCH.

BOMBAY PRESIDENCY.

PUBLIC WORKS DEPARTMENT.

ADMINISTRATIVE ACCOUNTS FOR THE YEAR 1922-1923.

BAGHAR CANAL.

No. 3.—Revenue Account for, and to end of, 1922-1923.

Receipts.	Total.			Charges.	Total.		
	Previous.	1922-1923.	Total.		Previous.	1922-1923.	Total.
	Rs.	Rs.	Rs.		Rs.	Rs.	Rs.
I.—DIRECT RECEIPTS.				I.—EXTENSIONS AND IMPROVEMENTS.			
1. Water-rates from Irrigation	...	1,153	1,153	1. Head Works. ...	}	1,700	1,700
5. Plantations	...	121	121	2. Main Canals and Branches. ...			
6. Other canal produce	...	100	100	3. Distributaries			
7. Water power	4. Drainage and Protective Works			
8. Navigation	...	169	169	Total	...	1,700	1,700
10. Fines	...	10	10				
11. Miscellaneous receipts	...	3,086	3,086	II.—MAINTENANCE AND REPAIRS.			
Total	...	4,639	4,639	1. Head Works	}	35,042	35,042
II.—INDIRECT RECEIPTS.				2. Main Canals and Branches			
Irrigation share of Land Revenue collected in the Civil Department	...	72,854	72,854	3. Distributaries			
4 per cent. on 9/10ths of the proceeds from sales of occupancy rights per Govt. of India Nos. 58 & 58-A. I., dated respectively 20th June and 1st August 1889, communicated in Government Resolution No. 1209, dated 10th July, and No. 1913, dated 7th November 1889	...	1,537	1,537	4. Drainage and Protective Works			
Total	...	74,391	74,391	Total	...	35,042	35,042
Total Receipts	...	79,030	79,030	IV.—ESTABLISHMENT.			
				1 & 2 Direction and Accounts	}	6,680	6,680
				3. Executive			
				Total	...	6,680	6,680
				V.—TOOLS AND PLANT.	...	928	928
				Less.—Receipts on Revenue Account	...	169	169
				Total	...	44,181	44,181
				Share of Collection Charges in the Civil Department	...	4,441	4,441
				Total Direct Charges	...	48,622	48,622
				Indirect Charges debitable to Revenue Account as per Account No. 5	...	1,302	1,302
				Total Charges	...	49,924	49,924
				Balance Net Revenue	...	29,106	29,106
				Grand Total	...	79,030	79,030

Note.—Loss to the canal on account of difference between assessment of water-rates on Jāghir lands and assessments at the ordinary rates in force for Government lands noted here per Government of India letter No. 233-I., dated 14th June 1883, communicated under Government Resolution No. 400, dated 11th August 1883.

To end of 1921-1922...
Loss for 1922-1923 ... 5,056
Total ... 5,056

Grant Total ... 79,030 79,030

Note.—Old work originally classed under Works for which only revenue accounts are kept has been reclassified under the head 55, Construction of Irrigation works according to the instructions given in paragraph 18 of the Government of India, Public Works Department Circular No. 8-P.W., dated 24th September 1921.

IRRIGATION BRANCH.

BOMBAY PRESIDENCY.

PUBLIC WORKS DEPARTMENT.

ADMINISTRATIVE ACCOUNTS FOR THE YEAR 1922-1923.

IRRIGATION WORKS.

BAGHAR CANAL.

Part IV—Interest Account for, and to end of, 1922-1923.

	Amount.		Amount.
	Rs.		Rs.
Total interest charges to end of 1921-1922	Net Revenue realized to end of 1921-1922 as per Part III
Interest charges for the year 1922-23.	7,810	Net Revenue realized during 1922-1923 as per Part III ...	29,106
On Rs. 2,24,709 outlay to end of the year 1916-17 at the average rate 3·8252 ...	7,472	Total Net Revenue realized to end of the year as per Part III.	29,106
On subsequent outlay Rs. 6,161 at the average rate 5·48 per cent ...	338	Balance net interest charges ...	—21,296
Total ...	7,810	Total ...	7,810

Part V.—Account of Indirect Charges for, and to end of year 1922-1923.

Particulars.	Previous.	1922-1923.	Total.
	Rs.	Rs.	Rs.
CAPITAL ACCOUNT—			
1. Capitalized abatement of Land Revenue
2. Leave and Pension Allowances	(a) 5,034	5,034
3. Audit and Accounts Establishment
Total ...	5,034	5,034
REVENUE ACCOUNT—			
1. Capitalized abatement of Land Revenue
2. Leave and Pension Allowances	935	935
3. Audit and Accounts Establishment	367	367
Total	1,302	1,302

(a) Vide note under No. 2, Capital account.

IRRIGATION BRANCH.

BOMBAY PRESIDENCY.

PUBLIC WORKS DEPARTMENT.

ADMINISTRATIVE ACCOUNTS FOR THE YEAR 1922-1923.

IRRIGATION WORKS.

BAGHAB CANAL.

Part VI.—Statement comparing Capital Cost to end of 1922-1923 with sanctioned Estimates.

Particulars.	Charges against closed sanctions.			Current sanctions.			Total charges to date against old and current sanctions.	Remarks.
	Expenditure against construction Estimate.	Expenditure against open Capital sanctions.	Total.	Charges to date.	Amount of sanctioned Estimate.	Unspent balance of Estimate.		
	Rs.	Rs.	Rs.	Rs.	Rs.	Rs.	Rs.	
DIRECT CHARGES.								
Works	1,94,567	...	1,94,564	1,94,567	
Establishment	35,968	...	35,968	35,968	
Tools and Plant.	335	...	335	335	
Total	2,30,870	...	2,30,870	2,30,870	
Less.—Receipts on Capital Account	
Net Total	2,30,870	...	2,30,870	2,30,870	
INDIRECT CHARGES.								
Capitalized abatement of Land Revenue	
Leave and Pension Allowances	5,034	...	5,034	5,034	
Total	5,034	...	5,034	5,034	
Grand Total	2,35,904	...	2,35,904	2,35,904	

IRRIGATION BRANCH.

BOMBAY PRESIDENCY.

PUBLIC WORKS DEPARTMENT.

ADMINISTRATIVE ACCOUNTS FOR THE YEAR 1922-1923.

SEHABWAH CANAL.

CANAL PROJECT.

No. 2.—Capital Account for, and to end of, 1922-1923.

Heads of Account.	DIRECT CHARGES.			Cost of construction as now estimated.	Expenditure against closed estimates.
	Previous.	1922-1923.	Total.		
I.—WORKS.	Rs.	Rs.	Rs.	Rs.	Rs.
(1) Head Works.					
C. Works	50,000
Total Head Works	50,000
(2) Main Canals and Branches.					
A. Preliminary Expenses	4,768
B. Land	12,803
D. Regulators	70,765
G. Bridges	23,853
K. Buildings ...	24,660	- 534	24,126	1,15,875
L. Earth-Work	2,39,839
P. Maintenance	18,172
Total Main Canals and Branches ...	24,660	- 534	24,126	4,86,075
(3) Distributaries.					
B. Land	37,851
C. Works	45,261
L. Earth-Work	2,29,216
O. Miscellaneous	-1,64,506
P. Maintenance	5,828
Total Distributaries	1,53,650
Total I.—Works ...	24,660	- 534	24,126	6,89,725
II.—ESTABLISHMENT.					
1 & 2. Direction and Accounts ...	} 3,984	- 92	3,892	1,57,416
3. Executive ...					
Total Establishment ...	3,984	- 92	3,892	1,57,416
III.—TOOLS AND PLANT.	387	- 10	377	10,346
IV.—Suspense Accounts
Grand Total ...	29,031	- 636	28,395	8,57,487
V.—Less Receipts on Capital Account...
Net Outlay ...	29,031	- 636	28,395	8,57,487
Apportionment.					
Chargeable to 49.—Irrigation ...	29,348	...	29,348	} 8,57,487
Chargeable to 55.—Construction of Irrigation Works—Provincial ...	- 317	- 636	- 953		
Total ...	29,031	- 636	28,395	8,57,487

IRRIGATION BRANCH.

BOMBAY PRESIDENCY.

PUBLIC WORKS DEPARTMENT.

ADMINISTRATIVE ACCOUNTS, FOR THE YEAR 1922-1923.

IRRIGATION WORKS.

SEHARWAH CANAL.

CANAL PROJECT.

No. 4.—Interest Account for, and to end of, 1922-1923.

	Amount.		Amount.
	Rs.		Rs.
Total interest charges to end of 1921-1922 ..	3,525	Net Revenue realized to end of 1921-1922
Interest charges for the year 1922-1923. ...	1,573	Net Revenue realized during 1922-1923
On Rs. 28,713 outlay from 1917-18 to end of 1921-22 and half of 1922-23 at the average rate 5.48 per cent.		Balance net interest charges ...	5,098
Total ...	5,098	Total ..	5,098

No. 5.—Account of Indirect Charges for, and to end of, 1922-1923.

Particulars.	Previous.	1922-1923.	Total.
	Rs.	Rs.	Rs.
CAPITAL—			
1. Capitalized abatement of Land Revenue
2. Leave and Pension Allowances ...	558	— 13	545
3. Audit and Accounts ...	— 3	— 5	— 8
Total ...	555	— 18	537

No. 6.—Statement comparing Charges to date with sanctioned Estimates.

Particulars.	CHARGES AGAINST CLOSED SANCTIONS.			CURRENT SANCTIONS.			Total charges to date against old and current sanctions.	Remarks.
	Expenditure against construction Estimate.	Expenditure against open Capital sanctions.	Total.	Charges to date.	Amount of sanctioned Estimate.	Unspent balance of Estimate.		
DIRECT CHARGES.	Rs.	Rs.	Rs.	Rs.	Rs.	Rs.	Rs.	
Works	24,126	6,89,725	6,65,599	24,126	
Establishment	3,892	1,57,416	1,53,524	3,892	
Tools and Plant	377	10,346	9,969	377	
Total	28,395	8,57,487	8,29,092	28,395	
Less.—Receipts in Capital Account	
Net Total	28,395	8,57,487	8,29,092	28,395	
INDIRECT CHARGES.								
Leave and Pension Allowances	545	22,038	21,493	545	
Audit and Accounts	— 8	..	8	— 8	
Total	537	22,038	21,501	537	
Grand Total	28,932	8,79,525	8,50,593	28,932	

Government of India (Public Works Department) No. 86-I dated 15th March 1920. Communicated in Government Resolution (Public Works Department) No. W. I. - 11578, dated 7th June 1920.

IRRIGATION BRANCH.

BOMBAY PRESIDENCY.

PUBLIC WORKS DEPARTMENT.

ADMINISTRATIVE ACCOUNTS FOR THE YEAR 1922-1923.

HATHMATI AND KHARI CUT CANALS.

CANAL PROJECT.

No. 2.—Capital Account for, and to end of, 1922-1923.

Heads of Account.	DIRECT CHARGES.			Cost of Construction as now estimated (Construction estimate closed on 31st March 1893).	Expenditure against closed estimate.
	Previous.	1922-1923.	Total.		
I.—WORKS.	Rs.	Rs.	Rs.	Rs.	Rs.
(1) <i>Head Works.</i>					
A. Preliminary Expenses ...	2,687	..	2,687	2,687	2,687
B. Land ...	39,747	...	39,747	39,747	39,747
C. Works ...	2,39,919	...	2,39,919	2,39,919	2,39,919
K. Buildings ...	8,466	...	8,466	8,466	8,466
O. Miscellaneous ...	6,801	...	6,801	6,801	6,801
P. Maintenance ...	14,686	...	14,686	14,686	14,686
Total Head Works ...	3,12,306	...	3,12,306	3,12,306	3,12,306
(2) <i>Main Canals and Branches.</i>					
A. Preliminary Expenses ...	1,930	...	1,930	1,930	1,930
B. Land ...	33,064	...	33,064	33,064	33,064
D. Regulators ...	30,114	...	30,114	30,114	30,114
E. Falls and Weirs ...	28,946	...	28,946	28,946	28,946
F. River and hill torrent works ...	21,149	...	21,149	21,149	21,149
F(1). Other cross drainage works ...	(a) 603	1,499	2,102	2,102	2,102
G. Bridges ...	48,642	...	48,642	48,642	48,642
H. Escapes ...	2,100	...	2,100	2,100	2,100
K. Buildings ...	8,729	...	8,729	8,729	8,729
L. Earth-work ...	3,05,635	...	3,05,635	3,05,635	3,05,635
M. Plantations ...	1,996	...	1,996	1,996	1,996
N. Tanks and Reservoirs ...	1,11,037	...	1,11,037	1,11,037	1,11,037
O. Miscellaneous ...	14,965	...	14,965	14,965	14,965
P. Maintenance ...	11,025	...	11,025	11,025	11,025
Total Main Canals and Branches ...	6,19,935	1,499	6,21,434	6,21,434	6,21,434
Carried over ...	9,32,241	1,499	9,33,740	9,33,740	9,33,740

IRRIGATION BRANCH.

BOMBAY PRESIDENCY.

PUBLIC WORKS DEPARTMENT.

ADMINISTRATIVE ACCOUNTS FOR THE YEAR 1922-1923.

IRRIGATION WORKS.

HA'THMATI AND KHA'RI CUT CANALS.

CANAL PROJECT.

No. 2.—Capital Account for, and to end of, 1922-1923.

Heads of Account.	DIRECT CHARGES.			Cost of Construction as now estimated (Construction estimate closed on 31st March 1893.)	Expenditure against closed estimates.
	Previous.	1922-1923.	Total.		
Brought forward ...	Rs. 9,32,241	Rs. 1,499	Rs. 9,33,740	Rs. 9,33,740	Rs. 9,33,740
I.—WORKS—continued.					
(3) Distributaries.					
A. Preliminary Expenses ...	1,340	1,340	1,340	1,340
B. Land	2,209	2,209	2,209	2,209
C. Works	30,495	30,495	30,495	30,495
L. Earth-work	22,659	22,659	22,659	22,659
O. Miscellaneous	14,717	14,717	14,717	14,717
Total, Distributaries ...	71,420	71,420	71,420	71,420
(4) Drainage and Protective Works.					
B. Land	177	177	177	177
L. Earth-work	1,841	1,841	1,841	1,841
Total, Drainage and Protective Works.	2,018	2,018	2,018	2,018
Total, I.—Works ...	10,05,679	1,499	10,07,178	10,07,178	10,07,178
II.—ESTABLISHMENT.					
1 & 2. Direction and Accounts ...	41,682	365	2,24,552	2,24,687	2,24,687
3. Executive	1,82,505 (a) 135		(a) 135		
Total, Establishment ...	2,24,187 (a) 135	365	2,24,687	2,24,687	2,24,687
III.—Tools and Plant	13,189 (a) 32	31	13,252	13,252	13,252
IV.—Suspense Accounts
Grand Total ...	12,43,222	1,895	12,45,117	12,45,117	12,45,117
V.—Less Receipts on Capital Account	1,469	1,469	1,469	1,469
Net Outlay ...	12,41,753	1,895	12,43,648	12,43,648	12,43,648
Apportionment.					
Chargeable to 49.—Irrigation ...	4,90,925	4,90,925	4,90,925	4,90,925
Do. 43.—Minor Works and Navigation ...	7,24,900	7,24,900	7,24,900	7,24,900
Do. 45.—Civil Provincial ...	1,486	1,486	1,486	1,486
Do. 45.—Local Fund ...	23,672	23,672	23,672	23,672
Do. 55.—Construction of Irrigation works.	1,895	1,895	1,895	1,895
XIII.—Deduct Working Expenses ...	770	770	770	770
Total ...	12,41,753	1,895	12,43,648	12,43,648	12,43,648

(a) Amount classified under the head "XIII Works for which Capital Account are kept—Deduct Working Expenses" during the year 1921-22 has now been brought against the Capital Account of the project the estimate for which was sanctioned in Government Resolution. (Public Works Department), No. 2124, dated 8th September 1922.

IRRIGATION BRANCH.

BOMBAY PRESIDENCY.

PUBLIC WORKS DEPARTMENT.

ADMINISTRATIVE ACCOUNTS FOR THE YEAR 1922-1923.

IRRIGATION WORKS.

HA'THMATI AND KHARI CUT CANALS.

CANAL PROJECT.

No. 3.—Revenue Account for, and to end of, 1922-1923.

Receipts.	Total.			Charges.	Total.		
	Previous.	1922-1923.	Total.		Previous.	1922-1923.	Total.
I.—DIRECT RECEIPTS.	Rs.	Rs.	Rs.	I.—EXTENSIONS AND IMPROVEMENTS.	Rs.	Rs.	Rs.
1. Water-rates from Irrigation ...	10,76,144	34,276	11,10,420	1. Head Works ...	18,638	123	18,761
3. Sales of water ...	1,714	19	1,733	2. Main Canals and Branches ...	77,831	255	77,483
4. Water-supply of towns ...	2,672	171	2,843	(a)—603	7,249		
5. Plantations ...	80,402	38	83,958	3. Distributaries	7,249
6. Other canal produce ...		3,518		Total ...	1,03,115	378	1,03,493
9. Rents of Buildings ...	37	...	37	II.—MAINTENANCE AND REPAIRS.			
10. Fines ...	359	...	359	1. Head Works ...	1,00,115	4,940	1,05,055
11. Miscellaneous Receipts ...	30,408	2,090	32,498	2. Main Canals and Branches ...	3,41,251	14,698	3,55,949
12. Deduct Refunds ...	192	...	192	3. Distributaries ...	92,946	4,290	97,236
Total ...	11,91,544	40,112	12,31,656	4. Drainage and Protective Works ...	4,402	...	4,402
II.—INDIRECT RECEIPTS.				Total ...	5,38,714	23,928	5,62,642
Irrigation share of Land Revenue collected in the Civil Department.	III.—COMPENSATION ...	3,615	...	3,615
Total, Receipts ...	11,91,544	40,112	12,31,656	IV.—ESTABLISHMENT.			
				1. & 2. Direction and Accounts ...	2,48,977	5,920	2,54,762
				3. Executive ...	(a)—135		
				Total ...	2,48,842	5,920	2,54,762
				V.—TOOLS AND PLANT ...	11,092	497	11,557
				(a)—32	...		
				Profit and Loss ...	186	...	186
				VI.—REFUNDS OF REVENUE ...	3,854	...	3,854
				Total ...	9,09,386	30,723	9,40,109
				Share of Collection Charges in the Civil Department ...	53,839	1,714	55,553
				Total, Direct Charges...	9,63,225	32,437	9,95,662
				Indirect Charges debitable to Revenue Account as per Account No. 5 ...	37,641	1,072	38,713
				Total Charges ...	10,00,866	33,509	10,34,375
				Balance Net Revenue ...	1,90,678	6,603	1,97,281
Grand Total ...	11,91,544	40,112	12,31,656	Grand Total ...	11,91,544	40,112	12,31,656

N.B.—Last Capital Account detailed in the Administrative Accounts for 1914-15 and No. 6 in the Administrative Accounts for 1915-16. Construction Estimate of the Hathmati Canal closed in 1883-84 and that of the Khari Cut Canal closed on 31st March 1893—vide also Government Resolution No. 2902 of 10th December 1909.

Completion Report of the Khari Cut Canal approved in Government Resolution No. 688 of 16th April 1894.

(a) Outlay incurred during the year 1921-22 has been transferred to Capital Account, vide note (a) under No. 2 Capital Account.

IRRIGATION BRANCH.

BOMBAY PRESIDENCY.

PUBLIC WORKS DEPARTMENT.

ADMINISTRATIVE ACCOUNTS FOR THE YEAR 1922-1923.

IRRIGATION WORKS.

HA'THMATI AND KHARI CUT CANALS.

CANAL PROJECT.

No. 4.—Interest Account for, and to end of, 1922-1923.

	Amount.		Amount.
	Rs.		Rs.
Total interest charges to end of 1921-1922.	12,32,847	Net revenue realized to end of 1921-1922.	1,90,678
Interest charges for the year 1922-1923...	41,359	Do. during 1922-1923 ...	6,603
Rs.			
On Rs. 12,40,983 outlay to end of the year 1916-17 at the average rate 3.3252 per cent. ...	41,265		1,97,281
On subsequent outlay Rs. 1,718 at 5.48 per cent. ...	94	Balance net interest charges ...	10,76,925
Total ..	12,74,206	Total ...	12,74,206

No. 5.—Account of Indirect Charges for, and to end of, 1922-1923.

Particulars.	Previous.	1922-1923.	Total.
	Rs.	Rs.	Rs.
CAPITAL—			
1. Capitalized abatement of Land Revenue ...	36,598	36,598
2. Leave and Pension Allowances ...	{ 38,392	{ 51	38,462
3. Audit and Accounts Establishment ...	{ (a) 19	{ 15	21
	{ (a) 6		
Total ...	75,015	66	75,081
REVENUE—			
1. Capitalized abatement of Land Revenue ...	825	825
2. Leave and Pension Allowances ...	{ 36,491	{ 829	37,301
3. Audit and Accounts Establishment ...	{ (b) —19	{ 243	562
	{ 325		
	{ (b) —6		
Total ...	37,616	1,072	38,688

(a) Vide note (a) under No. 2 Capital Account.

(b) Vide note (b) under No. 3 Revenues Account.

IRRIGATION BRANCH.

BOMBAY PRESIDENCY.

PUBLIC WORKS DEPARTMENT.

ADMINISTRATIVE ACCOUNTS FOR THE YEAR 1922-1923.

IRRIGATION WORKS.

HA'THMATI AND KHARI CUT CANALS.

CANAL PROJECT.

No. 6.—Statement comparing Charges to date with sanctioned Estimates.

Particulars.	CHARGES AGAINST CLOSED SANCTIONS.			CURRENT SANCTIONS.			Total charges to date against old and current sanctions.	Remarks.
	Expenditure against construction Estimate.	Expenditure against open Capital sanctions.	Total	Charges to date.	Amount of sanctioned Estimate.	Unspent balance of Estimate.		
	Rs.	Rs.	Rs.	Rs.	Rs.	Rs.	Rs.	
DIRECT CHARGES.								
Works ...	5,16,849	4,90,329	10,07,178	10,07,178	Expenditure of Rs. 2,767 against the estimate of Rs. 2,668 both direct and indirect sanctioned in Government Resolution (Public Works Department), No. 2124, dated 8th September 1922 has been included under open Capital sanctions.
Establishment ...	1,31,390	93,297	2,24,687	2,24,687	
Tools and Plant ...	11,193	2,059	13,252	13,252	
Suspense Accounts ...	- 23	28	
Total ...	6,59,404	5,85,713	12,45,117	12,45,117	
<i>Less—Receipts on Capital Account ...</i>	<i>1,469</i>	<i>...</i>	<i>1,469</i>	<i>...</i>	<i>...</i>	<i>...</i>	<i>1,469</i>	
Net Total ...	6,57,935	5,85,713	12,43,648	12,43,648	
INDIRECT CHARGES.								
Capitalized abatement of Land Revenue ...	13,433	23,165	36,598	36,598	
Leave and Pension Allowances ...	25,401	13,061	38,462	38,462	
Audit and Accounts Establishment	21	21	21	
Total ...	38,834	36,247	75,081	75,081	
Grand Total ...	6,96,769	6,21,960	13,18,729	13,18,729	

IRRIGATION BRANCH.

BOMBAY PRESIDENCY.

PUBLIC WORKS DEPARTMENT.

ADMINISTRATIVE ACCOUNTS FOR THE YEAR 1922-1923.

WANGROLI TANK.

TANK PROJECT.

No. 2.—Capital Account for, and to end of, 1922-1923.

Heads of Account.	Direct Charges.			Cost of Construction as now estimated. (Construction estimate closed on 31st March 1909.)	Expenditure against closed estimates.
	Previous.	1922-1923.	Total.		
I.—WORKS.	Rs.	Rs.	Rs.	Rs.	Rs.
(1) Head Works.					
A. Preliminary Expenses ...	403	...	403	403	403
B. Land ...	16,995	...	16,995	16,995	16,995
C. Masonry Works ...	5,715	...	5,715	5,715	5,715
K. Buildings ...	6,089	...	6,089	6,089	6,089
L. Earth-work ...	82,684	...	82,684	82,684	82,684
M. Plantations ...	134	...	134	134	134
O. Miscellaneous ...	1,286	...	1,286	1,286	1,286
P. Maintenance ...	197	...	197	197	197
Total, Head Works ...	1,13,503	...	1,13,503	1,13,503	1,13,503
(2) Main Canals and Branches.					
A. Preliminary Expenses ...	272	...	272	272	272
B. Land ...	11,025	...	11,025	11,025	11,025
C(a). Regulators ...	8,233	...	8,233	8,233	8,233
C(b). Falls and Weirs ...	300	...	300	300	300
C(c). River and Hill Torrent Works ...	247	...	247	247	247
C(d). Other Cross Drainage Works ...	35,553	1,808	37,361	37,361	37,361
C(e). Bridges ...	7,766	...	7,766	7,766	7,766
C(f). Escapes ...	208	...	208	208	208
L. Earth-work ...	25,514	...	25,514	25,514	25,514
M. Plantations ...	103	...	103	103	103
O. Miscellaneous ...	7,522	...	7,522	7,522	7,522
P. Maintenance ...	977	...	977	977	977
Total, Main Canals and Branches ...	97,720	1,808	99,528	99,528	99,528
Carried over ...	2,11,223	1,808	2,13,031	2,13,031	2,13,031

IRRIGATION BRANCH.

BOMBAY PRESIDENCY.

PUBLIC WORKS DEPARTMENT.

ADMINISTRATIVE ACCOUNTS FOR THE YEAR 1922-1923.

WANGBOLI TANK.

TANK PROJECT.

No. 2.—Capital Accounts for, and to end of, 1922-1923.

Heads of Account.	Direct Charges.			Cost of Construction as now estimated. (Construction estimate * closed on 31st March 1909.)	Expenditure against closed estimates.
	Previous.	1922-1923.	Total.		
	Rs.	Rs.	Rs.	Rs.	Rs.
Brought forward ...	2,11,223	1,808	2,13,031	2,13,031	2,13,031
II.—ESTABLISHMENT.					
1 & 2. Direction and Account ...	6,233	} 440	28,361	28,361	28,361
3. Executive ...	21,688				
Total II.—Establishment ...	27,921	440	28,361	28,361	28,361
III.—Tools and Plant ...	1,826	37	1,863	1,863	1,863
IV.—Suspense Accounts
Loss by Exchange
Grand Total ...	2,40,970	2,285	2,43,255	2,43,255	2,43,255
V.—Less Receipts on Capital Account ...	743	...	743	743	743
Net Outlay ...	2,40,227	2,285	2,42,512	2,42,512	2,42,512
Apportionment.					
Chargeable to 43.—Minor Works and Navigation ...	1,83,013	...	1,83,013	1,83,013	1,83,013
Chargeable to 33.—Famine Relief ...	57,214	...	57,214	57,214	57,214
Chargeable to 55.—Construction of Irrigation Works	2,285	2,285	2,285	2,285
Total ...	2,40,227	2,285	2,42,512	2,42,512	2,42,512

IRRIGATION BRANCH.

BOMBAY PRESIDENCY.

PUBLIC WORKS DEPARTMENT.

ADMINISTRATIVE ACCOUNTS FOR THE YEAR 1922-1923.

WANGROLI TANK.

TANK PROJECT.

No. 3.—Revenue Account for, and to end of, 1922-1923.

Receipts.	Total.			Charges.	Total.		
	Previous.	1922-1923.	Total.		Previous.	1922-1923.	Total.
I.—DIRECT RECEIPTS.	Rs.	Rs.	Rs.	I.—EXTENSIONS AND IMPROVEMENTS.	Rs.	Rs.	Rs.
1. Water-rates from Irrigation ...	48,025	6,856	54,881	1. Head Works ...	1,809	...	1,809
3. Sales of water ...	1,886	...	1,886	2. Main Canals and Branches... ..	12,061	382	12,443
4. Water-supply of towns ...	20	26	46	Total ...	13,870	382	14,252
5. Plantations ...	21				
6. Other canal produce ...	746	82	849	II.—MAINTENANCE AND REPAIRS.			
9. Rents of buildings. ...	2	...	2	1. Head Works ...	34,862	1,437	36,299
10. Fines	15	15	2. Main Canals and Branches... ..	41,269	4,259	45,528
11. Miscellaneous receipts ...	5,125	175	5,300	Total ...	76,131	5,696	81,827
12. Deduct Refunds ...	37	...	37				
Total ...	55,788	7,154	62,942				
II.—INDIRECT RECEIPTS.				IV.—ESTABLISHMENT.			
Irrigation share of Land Revenue collected in the Civil Department.	28,945	7,102	36,047	1. & 2. Direction and Accounts... ..	29,075	1,480	30,555
				3. Executive			
				Total ...	29,075	1,480	30,555
				V.—TOOLS AND PLANT ...	1,910	124	2,034
				VI.—REFUNDS OF REVENUE	103	...	103
				Total ...	1,21,089	7,682	1,28,771
				Share of Collection Charges in the Civil Department	5,438	1,053	6,491
				Total, Direct Charges ...	1,26,527	8,735	1,35,262
				Indirect Charges debitable to Revenue Account as per Account No. 5	4,156	268	4,424
				Total Charges ...	1,30,683	9,003	1,39,686
				Balance Net Revenue...	45,950	5,253	40,697
Total, Receipts ...	84,733	14,256	98,989	Grand Total ...	84,733	14,256	98,989

N.B.—Last Capital Account detailed in the Administrative Accounts for 1917-18.

Construction Estimate closed on 31st March 1909—vide Government Resolution No. 902, dated 31st March 1909.

Completion Report approved in Government Resolution No. 729, dated 19th March 1910.

IRRIGATION BRANCH.

BOMBAY PRESIDENCY.

PUBLIC WORKS DEPARTMENT.

ADMINISTRATIVE ACCOUNTS FOR THE YEAR 1922-1923.

WANGROLI TANK.

TANK PROJECT.

No. 4. —Interest Account for, and to end of, 1922-1923.

	Amount.		Amount.
	Rs.		Rs.
Total interest charges to end of 1921-22.	1,33,352	Net Revenue realized to end of 1921-22	-45,950
Interest charges for the year 1922-1923...	8,078	Net Revenue realized during 1922-23 ...	5,253
Rs.			
On Rs. 2,38,960 outlay to end of the year 1916-17 at the average rate 3.3252 per cent. ...	7,946		-40,697
On subsequent outlay Rs. 2,410 at 5.42 per cent. ...	132	Balance net interest charges ...	1,82,127
Total ...	1,41,430	Total ...	1,41,430

No. 5.—Account of Indirect Charges for, and to end of, 1922-1923.

Particulars.	Previous.	1922-1923.	Total.
CAPITAL—	Rs.	Rs.	Rs.
1. Capitalized abatement of Land Revenue ...	46,793	46,793
2. Leave and Pension Allowances ...	3,910	62	3,972
3. Audit and Accounts Establishment	18	18
Total ...	50,703	80	50,783
REVENUE—			
1. Capitalized abatement of Land Revenue ...	19	19
2. Leave and Pension Allowances ...	4,069	207	4,276
3. Audit and Accounts Establishment ...	68	61	129
Total ...	4,156	268	4,424

IRRIGATION BRANCH.

BOMBAY PRESIDENCY.

PUBLIC WORKS DEPARTMENT.

ADMINISTRATIVE ACCOUNTS FOR THE YEAR 1922-23.

IRRIGATION WORKS.

WANGROLI TANK.

TANK PROJECT.

No. 6.—Statement comparing Charges to date with sanctioned Estimates.

Particulars.	CHARGES AGAINST CLOSED SANCTIONS.			CURRENT SANCTION.			Total charges to date against old and current Sanctions.	Remarks.
	Expendi- ture against construc- tion Estimate.	Expendi- ture against open Capital Sanctions.	Total.	Charges to date.	Amount of sanctioned Estimate.	Unspent balance of Estimate.		
	Rs.	Rs.	Rs.	Rs.	Rs.	Rs.	Rs.	
DIRECT CHARGES.								
Works ...	1,83,510	29,521	2,13,031	2,13,031	Expenditure of Rs. 2,386 against an estimate of Rs. 2,386 sanctioned in Government Resolution (Public Works Department), No. 2194, dated 11th September 1923 has been included under expenditure against open capital sanctions closed during the year.
Establishment ...	23,033	5,328	28,361	28,361	
Tools and Plant ...	1,502	361	1,863	1,863	
Suspense Accounts	
Total ...	2,08,045	35,210	2,43,255	2,43,255	
Less—Receipts on Capital Account ...	743	...	743	743	
Net Total ...	2,07,302	35,210	2,42,512	2,42,512	
INDIRECT CHARGES.								
Capitalized abatement of Land Revenue ...	28,460	18,333	46,793	46,793	
Leave and Pension Allowance ...	3,225	747	3,972	3,972	
Audit and Accounts Establishment	18	18	18	
Total ...	31,685	19,098	50,783	50,783	
Grand Total ...	2,38,987	54,308	2,93,295	2,93,295	

IRRIGATION BRANCH.

BOMBAY PRESIDENCY.

PUBLIC WORKS DEPARTMENT.

ADMINISTRATIVE ACCOUNTS FOR THE YEAR 1922-1923.

TRANZA-NAGRAMA TANK.

TANK PROJECT.

No. 3.—Revenue Account for, and to end of, 1922-1923.

Receipts.	Total.			Charges.	Total.		
	Previous.	1922-1923.	Total.		Previous.	1922-1923.	Total.
	Rs.	Rs.	Rs.		Rs.	Rs.	Rs.
I.—DIRECT RECEIPTS.				I.—EXTENSIONS AND IMPROVEMENTS.			
1. Water-rates from Irrigation ...	5,228	101	5,329	1. Head Works ...	6,055	...	6,055
5. Plantations ...	1	...	1	2. Main Canals and Branches ...	399	...	399
6. Other Canal produce ...	2,277	113	2,390	Total ...	6,454	...	6,454
10. Fines ...	16	...	16				
11. Miscellaneous receipts ...	5,347	991	6,338	II.—MAINTENANCE AND REPAIRS.			
Total ...	12,869	1,205	14,074	1. Head Works ...	17,270	1,039	18,309
				2. Main Canals and Branches ...	10,032	1,198	11,230
II.—INDIRECT RECEIPTS.				Total ...	27,302	2,237	29,539
Irrigation share of Land Revenue collected in the Civil Department	660	...	660				
Total ...	660	...	660	IV.—ESTABLISHMENT.			
Total, Receipts ...	13,529	1,205	14,734	1 & 2. Direction and Accounts ...	12,283	545	12,828
				3. Executive ...			
				Total ...	12,283	545	12,828
				V.—TOOLS AND PLANT ...	750	46	796
				VI.—REFUNDS OF REVENUE ...	199	...	199
				Total ...	46,988	2,828	49,816
				Share of Collection Charges in the Civil Department ...	378	5	383
				Total Direct charges ...	47,366	2,833	50,199
				Indirect Charges debitable to Revenue Account as per Account No. 5 ...	1,781	98	1,879
				Total Charges ...	49,147	2,931	52,078
				Balance Net Revenue ...	—25,618	—1,726	—37,344
Grand Total ...	13,529	1,205	14,734	Grand Total ...	13,529	1,205	14,734

N.B.—Last Capital Account detailed in the Administrative Accounts for 1913-1914. Construction Estimate closed on 30th June 1909—vide Government Resolution No. 2496, dated 12th October 1909. Completion Report approved in Government Resolution No. 1730, dated 6th August 1910.

IRRIGATION BRANCH.

BOMBAY PRESIDENCY.

PUBLIC WORKS DEPARTMENT.

ADMINISTRATIVE ACCOUNTS FOR THE YEAR 1922-1923.

TRANZA NAGRAMA TANK.

TANK PROJECT.

No. 4.—Interest Account for, and to end of, 1922-1923.

	Amount.		Amount.
	Rs.		Rs.
Total interest charges to end of 1921-22.	1,48,214	Net Revenue realized to end of 1921-22.	-35,618
Interest charges for the year 1922-23 ...	7,915	Net Revenue realized during 1922-23 ...	-1,726
On Rs. 2,38,032 outlay to end of the year 1916-17 at the average rate 3.3252 per cent		-37,344
Subsequent outlay nil	Balance net interest charges ...	1,93,473
Total ...	1,56,129	Total ...	1,56,129

No. 5.—Account of Indirect Charges for, and to end of, 1922-1923.

Particulars.	Previous.	1922-1923.	Total.
	Rs.	Rs.	Rs.
REVENUE—			
1. Capitalized Abatement of Land Revenue	38	38
2. Leave and Pension Allowances	1,719	76	1,795
3. Audit and Account Establishment	24	22	46
Total ...	1,781	98	1,879

IRRIGATION BRANCH.

BOMBAY PRESIDENCY.

PUBLIC WORKS DEPARTMENT.

ADMINISTRATIVE ACCOUNTS FOR THE YEAR 1922-1923.

SA'VALI TANK.

TANK PROJECT.

No. 3.—Revenue Account for, and to end of, 1922-1923.

Receipts.	Total.			Charges.	Total.		
	Previous.	1922-1923.	Total.		Previous.	1922-1923.	Total.
I.—DIRECT RECEIPTS.	Rs.	Rs.	Rs.	I.—EXTENSIONS AND IMPROVEMENTS.	Rs.	Rs.	Rs.
1. Water-rates from Irrigation ...	42,506	10,800	53,306	1. Head Works ...	2,305	...	2,305
3. Sales of water ...	20	...	20	2. Main Canals and Branches ..	2,356	...	2,356
5 Plantations ...	65	...	65	Total ...	4,661	...	4,661
6. Other Canal produce... 487	320	807					
10. Fines ... 14	...	14					
11 Miscellaneous receipts 3,839	400	4,239		II.—MAINTENANCE AND REPAIRS.			
12. Deduct Refunds ... 82	...	82		1. Head Works ...	50,002	1,581	51,583
Total ...	46,849	11,520	58,369	2. Main Canals and Branches ...	19,716	2,992	22,708
				Total ...	69,718	4,573	74,291
II.—INDIRECT RECEIPTS.				IV.—ESTABLISHMENT.			
Irrigation share of Land Revenue collected in the Civil Department ...	2	...	2	1 & 2. Direction and Accounts ...	22,745	1,114	23,859
Total ...	2	...	2	3. Executive ...			
Total, Receipts ...	46,851	11,520	58,371	Total ...	22,745	1,114	23,859
				V.—TOOLS AND PLANT	1,544	93	1,637
				VI.—REFUNDS OF REVENUE ...	48	...	48
				Total ...	98,716	5,780	1,04,496
				Share of collection Charges in the Civil Department ...	2,130	540	2,670
				Total Direct charges.	1,00,846	6,320	1,07,166
				Indirect Charges debitable to Revenue Account as per Account No. 5 ...	3,682	202	3,884
				Total Charges ...	1,04,528	6,522	1,11,050
				Balance Net Revenue ...	-57,677	4,998	-52,679
Grand Total ...	46,851	11,520	58,371	Grand Total ...	46,851	11,520	58,371

N.B.—Last Capital Account detailed in the Administrative Accounts for 1912-13. Construction Estimate closed on 31st March 1910—vide Government Resolution No. 66, dated 12th January 1910. Completion Report approved in Government Resolution No. 2577, dated 15th March 1912.

IRRIGATION BRANCH.

BOMBAY PRESIDENCY.

PUBLIC WORKS DEPARTMENT.

ADMINISTRATIVE ACCOUNTS FOR THE YEAR 1922-1923.

SA'VLI TANK.

TANK PROJECT.

No. 4.—Interest Account for, and to end of, 1922-1923.

	Amount.		Amount.
	Rs.		Rs.
Total interest charges to end of 1921-22.	1,28,825	Net Revenue realized to end of 1921-22.	-57,677
Interest charges for the year 1922-23 ...	7,787	Net Revenue realized during 1922-23 ...	4,998
On Rs. 2,34,179 outlay to end of the year 1916-17 at the average rate 3.3252 per cent.		-52,679
Subsequent outlay nil	Balance net interest charges ...	1,89,291
Total ...	1,36,612	Total ...	1,36,612

No. 5.—Account of Indirect Charges for, and to end of, 1922-1923.

Particulars.	Previous.	1922-1923.	Total.
	Rs.	Rs.	Rs.
REVENUE—			
1. Capitalized Abatement of Land Revenue ...	449	449
2. Leave and Pension Allowances ...	3,184	156	3,340
3. Audit and Accounts Establishment ...	49	46	95
Total ...	3,682	202	3,884

IRRIGATION BRANCH.

BOMBAY PRESIDENCY.

PUBLIC WORKS DEPARTMENT.

ADMINISTRATIVE ACCOUNTS FOR THE YEAR 1922-1923.

SA'HIAT TANK.

TANK PROJECT.

No. 3.—Revenue Account for, and to end of, 1922-1923.

Receipts.	Total.			Charges.	Total.		
	Previous.	1922-1923.	Total.		Previous.	1922-1923.	Total.
I.—DIRECT RECEIPTS.	Rs.	Rs.	Rs.	I.—EXTENSIONS AND IMPROVEMENTS.	Rs.	Rs.	Rs.
1. Water-rates from Irrigation ...	13,903	1,788	15,691	1. Head Works ...	2,460	...	2,460
5. Plantations ...	15	...	15	2. Main Canals and Branches ...	4,443	...	4,443
6. Other canal produce ...	1,145	100	1,245	3. Distributaries ...	612	...	612
11. Miscellaneous receipts ...	2,793	195	2,988	Total ...	7,515	...	7,515
Total ...	17,856	2,083	19,939	II.—MAINTENANCE AND REPAIRS.			
II.—INDIRECT RECEIPTS.				1. Head Works ...	43,098	1,578	44,676
Irrigation share of Land Revenue collected in the Civil Department	4,453	3,666	8,119	2. Main Canals and Branches ...	28,827	3,391	32,218
Total ...	4,453	3,666	8,119	Total ...	71,925	4,969	76,894
Total, Receipts ...	22,309	5,749	28,058	IV.—ESTABLISHMENT.			
				1. & 2. Direction and Accounts ...	23,794	1,210	25,004
				3. Executive ...			
				Total ...	23,794	1,210	25,004
				V.—TOOLS AND PLANT ...	1,667	102	1,769
				VI.—REFUNDS OF REVENUE ...	1	...	1
				Total ...	1,04,902	6,281	1,11,183
				Share of Collection Charges in the Civil Department ...	1,139	456	1,595
				Total Direct Charges ...	1,06,041	6,737	1,12,778
				Indirect Charges debitable to Revenue Account as per Account No. 5 ...	3,376	219	3,595
				Total, Charges ...	1,09,417	6,956	1,16,373
				Balance Net Revenue ...	—87,108	—1,207	—88,315
Grand Total ...	22,309	5,749	28,058	Grand Total ...	22,309	5,749	28,058

N.B.—Last Capital Account detailed in the Administrative Accounts for 1911-12. Construction Estimate closed on 31st March 1912—vide Government Resolution No. 2066, dated 18th October 1911. Completion Report approved in Government Resolution No. 10160, dated 7th October 1913.

IRRIGATION BRANCH.

BOMBAY PRESIDENCY.

. PUBLIC WORKS DEPARTMENT.

ADMINISTRATIVE ACCOUNTS FOR THE YEAR 1922-1923.

SA'HA'T TANK.

TANK PROJECT.

No. 4.—Interest Account for, and to end of, 1922-1923.

	Amount.		Amount.
	Rs.		Rs.
Total interest charges to end of 1921-22.	68,598	Net Revenue realized to end of 1921-22.	- 87,108
Interest charges for the year 1922-23 ...	5,269	Net Revenue realized during 1922-23 ...	- 1,207
On Rs. 1,58,452 outlay to end of the year 1916-17 at the average rate 3.3252 per cent.			- 88,315
		Balance net interest charges ...	1,62,182
Total ...	73,867	Total ...	73,867

No. 5.—Account of Indirect Charges for, and to end of, 1922-1923.

Particulars.	Previous.	1922-1923.	Total.
	Rs.	Rs.	Rs.
REVENUE—			
1. Capitalized abatement of Land Revenue
2. Leave and Pension Allowances	3,332	169	3,501
3. Audit and Accounts Establishment	44	50	94
Total ...	3,376	219	3,595

IRRIGATION BRANCH.

BOMBAY PRESIDENCY.

PUBLIC WORKS DEPARTMENT.

ADMINISTRATIVE ACCOUNTS FOR THE YEAR 1922-1923.

FUTELAO TANK.

TANK PROJECT.

No. 3.—Revenue Account for, and to end of, 1922-1923.

Receipts.	Total.			Charges.	Total.		
	Previous.	1922-1923.	Total.		Previous.	1922-1923.	Total.
	Rs.	Rs.	Rs.		Rs.	Rs.	Rs.
I.—DIRECT RECEIPTS.				I.—EXTENSIONS AND IMPROVEMENTS.			
1. Water-rates, from Irrigation ...	543	181	674	1. Head Works ...	500	...	500
5. Plantations ...	26	...	26				
6. Other canal produce. ...	141	15	156	II.—MAINTENANCE AND REPAIRS.			
11. Miscellaneous receipts ...	749	181	930	1. Head Works ...	6,198	781	6,929
Total ...	1,459	327	1,786	2. Main Canals and Branches ...	3,165	667	3,832
				Total ...	9,363	1,398	10,761
II.—INDIRECT RECEIPTS.							
Irrigation share of Land Revenue collected in the Civil Department.	IV.—ESTABLISHMENT.			
Total, Receipts ...	1,459	327	1,786	1 & 2. Direction and Accounts ...	2,314	340	2,654
				3. Executive ...			
				Total ...	2,314	340	2,654
				V.—TOOLS AND PLANT...	183	29	212
				Total ...	12,360	1,767	14,127
				Share of Collection Charges in the Civil Department ...	28	7	35
				Total Direct charges.	12,388	1,774	14,162
				Indirect Charges debitable to Revenue Account as per Account No. 5 ...	338	62	400
				Total, Charges ...	12,726	1,836	14,562
				Balance Net Revenue ...	-11,267	-1,509	-12,776
Grand Total ...	1,459	327	1,786	Grand Total ...	1,459	327	1,786

N.B.—Last Capital Account detailed in the Administrative Accounts for 1916-17. Construction Estimate closed on 30th November 1916.

IRRIGATION BRANCH.

BOMBAY PRESIDENCY.

PUBLIC WORKS DEPARTMENT.

ADMINISTRATIVE ACCOUNTS FOR THE YEAR 1922-1923.

FUTELAO TANK.

TANK PROJECT.

No. 4.—Interest Account for, and to end of, 1922-1923.

	Amount.		Amount.
	Rs.		Rs.
Total interest charges to end of 1921-22.	25,370	Net Revenue realized to end of 1921-22.	+11,267
Interest charges for the year 1922-23 ...	3,570	Net Revenue realized during 1922-1923. ...	—1,509
On Rs. 1,07,356 outlay to end of the year 1916-17 at the average rate 3·3252 per cent.			—12,776
Subsequent outlay— <i>nil</i> .		Balance net interest charges ...	41,716
Total ...	28,940	Total ...	28,940

No. 5.—Account of Indirect Charges for, and to end of, 1922-1923.

Particulars.	Previous.	1922-1923.	Total.
	Rs.	Rs.	Rs.
REVENUE—			
1. Capitalized abatement of Land Revenue
2. Leave and Pension Allowances ...	324	48	372
3. Audit and Accounts Establishment ...	14	14	28
Total ...	338	62	400

IRRIGATION BRANCH.

BOMBAY PRESIDENCY.

PUBLIC WORKS DEPARTMENT.

ADMINISTRATIVE ACCOUNTS FOR THE YEAR 1922-1923.

LOWER PĀNJRĀ RIVER WORKS.

TANK PROJECT.

No. 3.—Revenue Account for, and to end of, 1922-1923.

Receipts.	Total.			Charges.	Total.		
	Previous.	1922-1923.	Total.		Previous.	1922-1923.	Total.
	Rs.	Rs.	Rs.		Rs.	Rs.	Rs.
I.—DIRECT RECEIPTS.				I.—EXTENSIONS AND IMPROVEMENTS.			
1. Water-rates from Irrigation ...	4,48,311	16,477	4,64,788	1. Head Works ...	1,428	...	1,428
3. Sales of water ...	440	...	440	2. Main Canals and Branches ...	34,211	...	34,211
5. Plantations ...	27,321	...	29,381	3. Distributaries ...	9,358	...	9,358
6. Other Canal Produce ...				Total ...	44,997	...	44,997
9. Rents of Buildings.	48	...	48	II.—MAINTENANCE AND REPAIRS.			
10. Fines ...	503	...	503	1. Head Works ...	35,956	549	36,507
11. Miscellaneous Receipts ...	6,510	...	6,510	2. Main Canals and Branches ...	17,740	137	17,877
12. Deduct Refunds ...	11	...	11	3. Distributaries ...	72,455	78	72,533
Total ...	4,83,122	18,537	5,01,659	4. Drainage and Protective Works ...	2,728	...	2,728
II.—INDIRECT RECEIPTS.				Total ...	1,28,881	764	1,29,645
Irrigation share of Land Revenue collected in the Civil Department.	2,36,129	9,947	2,46,076	IV.—ESTABLISHMENT.			
Total ...	2,36,129	9,947	2,46,076	1 & 2. Direction and Accounts ...	1,09,169	1,643	1,10,812
Total, Receipts ...	7,19,251	28,484	7,47,735	3. Executive ...			
				Total ...	1,09,169	1,643	1,10,812
				V.—TOOLS AND PLANT...	3,208	27	3,235
				Profit and Loss ...	19	...	19
				VI.—REFUNDS OF REVENUE...	3,896	...	3,896
				Suspense Account ...	140	...	140
				Total ...	2,90,310	2434	2,92,744
				Share of Collection Charges in the Civil Department ...	61,657	2,444	64,101
				Total, Direct Charges ...	3,51,967	4,878	3,56,845
				Indirect Charges debitable to Revenue Account as per Account No. 5 ...	15,883	238	16,121
				Total, Charges ...	3,67,850	5,116	3,72,966
				Balance Net Revenue ...	3,51,401	23,368	3,74,769
Grand Total ...	7,19,251	28,484	7,47,735	Grand Total ...	7,19,251	28,484	7,47,735

N. B.—Last Capital Account detailed in the Administrative Accounts for 1898-99. Construction Estimate closed on 31st March 1895—vide Government Resolution No. 148, dated 31st January 1896. Completion Report approved in Government Resolution No. 1392, dated 3rd October 1896.

IRRIGATION BRANCH.

BOMBAY PRESIDENCY.

PUBLIC WORKS DEPARTMENT.

ADMINISTRATIVE ACCOUNTS FOR THE YEAR 1922-1923.

LOWER PĀNJBHĀ RIVER WORKS.

TANK PROJECT.

No. 4.—Interest Account for, and to end of, 1922-1923.

	Amount.		Amount.
	Rs.		Rs.
Total interest charges to end of 1921-1922	8,57,811	Net revenue realized to end of 1921-1922 Do. during 1922-1923 ...	3,51,401 23,368
Interest charges for the year 1922-1923. On Rs. 4,43,382 outlay to end of 1916-17 at the average rate 3·3252 per cent.	14,810		3,74,769
Subsequent outlay— <i>nil</i> .		Balance net interest charges	4,97,352
Total ...	8,72,121	Total ...	8,72,121

No. 5.—Account of Indirect Charges for, and to end of, 1922-1923.

Particulars.	Previous.	1922-1923.	Total.
	Rs.	Rs.	Rs.
REVENUE—			
1. Capitalized abatement of Land Revenue	94	...	94
2. Leave and Pension Allowances	15,706	230	15,936
3. Audit and Accounts	83	8	91
Total ...	15,883	238	16,121

IRRIGATION BRANCH.

BOMBAY PRESIDENCY

PUBLIC WORKS DEPARTMENT.

ADMINISTRATIVE ACCOUNTS FOR THE YEAR 1922-1923.

HARTALA TANK.

TANK PROJECT.

No. 3.—Revenue Account for, and to end of, 1922-1923.

Receipts.	Total.			Charges.	Total.		
	Previous.	1922-1923.	Total.		Previous.	1922-1923.	Total.
I.—DIRECT RECEIPTS.	Rs.	Rs.	Rs.	I.—EXTENSIONS AND IMPROVEMENTS.	Rs.	Rs.	Rs.
1. Water-rates from Irrigation ...	18,373	179	18,552	1. Head Works ...	5,011	...	5,011
3. Sales of water ...	140	...	140	2. Main Canals and Branches ...	428	158	584
5. Plantations ...	18	9	27	Total ...	5,437	158	5,595
6. Other canal produce.	13,304	294	13,598	II.—MAINTENANCE AND REPAIRS.			
10. Fines ...	260	...	260	1. Head Works ...	6,890	...	6,890
11. Miscellaneous Receipts.	19,355	272	19,627	2. Main Canals and Branches ...	379	418	797
Total ...	51,450	754	52,204	3. Distributaries ...	1,342	...	1,342
II. - INDIRECT RECEIPTS.				Total ...	8,611	418	9,029
Irrigation share of Land Revenue collected in the Civil Department...	IV.—ESTABLISHMENT.			
Total, Receipts ...	51,450	754	52,204	1 & 2. Direction and Accounts ...	9,328	341	9,669
				3. Executive ...			
				Total ...	9,328	341	9,669
				V.—TOOLS AND PLANT.	235	20	255
				VI.—REFUNDS OF REVENUE	2,957	...	2,957
				Total ...	26,568	937	27,505
				Share of Collection Charges in the Civil Department ...	1,735	22	1,757
				Total, Direct Charges .	28,303	959	29,262
				Indirect Charges debitable to Revenue Account as per Account No. 5 ...	1,329	54	1,383
				Total, Charges ...	29,632	1,013	30,645
				Balance Net Revenue ...	21,618	—259	21,559
Grand Total ...	51,450	754	52,204	Grand Total ...	51,450	754	52,204

N. B.—Last Capital Account detailed in the Administrative Accounts for 1886-1887. Construction Estimate closed on 31st March 1887—vide Government Resolution No. 1411, dated 12th September 1893. Completion Report approved in Government Resolution No. 1224, dated 31st July 1894.

IRRIGATION BRANCH.

BOMBAY PRESIDENCY.

PUBLIC WORKS DEPARTMENT.

ADMINISTRATIVE ACCOUNTS FOR THE YEAR 1922-1923.

HARTA'LA TANK.

TANK PROJECT.

No. 4.—Interest Account for, and to end of, 1922-1923.

	Amount.		Amount.
	Rs.		Rs.
Total interest charges to end of 1921-22 ...	90,760	Net Revenue realized to end of 1921-22...	21,818
Interest charges for the year 1922-23 ...	1,594	Net Revenue realized during 1922-1923...	- 259
On Rs. 47,948 outlay to end of the year 1916-17 at the average rate 3.3252 per cent.		Balance net interest charges ...	21,559
Subsequent outlay—nil.			70,795
Total ...	92,354	Total ...	92,354

No. 5.—Account of Indirect Charges for, and to end of, 1922-1923.

Particulars	Previous.	1922-1923.	Total.
	Rs.	Rs.	Rs.
REVENUE—			
1. Capitalized abatement of Land Revenue
2. Leave and Pension Allowances ...	1,321	48	1,369
3. Audit and Accounts ...	8	6	14
Total ...	1,329	54	1,383

IRRIGATION BRANCH.

BOMBAY PRESIDENCY.

PUBLIC WORKS DEPARTMENT.

ADMINISTRATIVE ACCOUNTS FOR THE YEAR 1922-1923.

MHASWA TANK.

TANK PROJECT.

No. 3.—Revenue Account for, and to end of, 1922-1923.

Receipts.	Total.			Charges.	Total.		
	Previous.	1922-1923.	Total.		Previous.	1922-1923.	Total.
	Rs.	Rs.	Rs.		Rs.	Rs.	Rs.
I.—DIRECT RECEIPTS.				I.—EXTENSIONS AND IMPROVEMENTS.			
1. Water-rates from Irrigation ...	34,079	1,775	35,854	1. Head Works ...	6,774	...	6,774
3. Sales of water ...	14	...	14	2. Main Canals and Branches ...	3,600	437	4,037
5. Plantations ...	11,342	157	11,777	3. Distributaries ...	586	...	586
6. Other canal produce. }	...	278	...	Total ...	10,960	437	11,397
9. Rents of buildings. }	154	...	154				
10. Fines... }	5	...	5	II.—MAINTENANCE AND REPAIRS.			
11. Miscellaneous receipts ...	15,935	366	16,801	1. Head Works ...	4,347	...	4,347
Total ...	61,529	2,576	64,105	2. Main Canals and Branches ...	7,594	715	8,249
				3. Distributaries ...	16,450	109	16,559
II.—INDIRECT RECEIPTS.				Total ...	28,331	824	29,155
Irrigation share of Land Revenue collected in the Civil Department	IV.—ESTABLISHMENT.			
				1 & 2. Direction and Accounts ...	28,200	745	28,945
Total, Receipts ...	61,529	2,576	64,105	3. Executive
				Total ...	28,200	745	28,945
				V.—TOOLS AND PLANT...	1,331	44	1,375
				Profit and Loss ...	149	...	149
				VI.—REFUNDS OF REVENUE ...	212	...	212
				Total ...	69,183	2,050	71,233
				Share of Collection Charges in the Civil Department ...	1,732	89	1,821
				Total, Direct Charges ...	70,915	2,139	73,054
				Indirect Charges debitable to Revenue Account as per Account No. 5 ...	4,246	117	4,363
				Total, Charges ...	75,161	2,256	77,417
				Balance Net Revenue ...	-13,632	320	-13,312
Grand Total ...	61,529	2,576	64,105	Grand Total ...	61,529	2,576	64,105

N.B.—Last Capital Account detailed in the Administrative Accounts for 1893-94. Construction Estimate closed on 31st March 1897—vide Government Resolution No. 1411, dated 12th September 1893. Completion Report approved in Government Resolution No. 1224, dated 31st July 1894.

IRRIGATION BRANCH.

BOMBAY PRESIDENCY.

PUBLIC WORKS DEPARTMENT.

ADMINISTRATIVE ACCOUNTS FOR THE YEAR 1922-1923.

MHASWA TANK.

TANK PROJECT.

No. 4.—Interest Account for, and to end of, 1922-23.

	Amount.		Amount.
	Rs.		Rs.
Total interest charges to end of 1921-1922.	2,19,908	Net Revenue realized to end of 1921-1922.	—13,632
Interest charges for the year 1922-1923.	4,282	Net Revenue realized during 1922-1923 ...	320
On Rs 1,28,781 outlay to end of the year 1916-17 at the average rate 3·3252 per cent.			—13,312
Subsequent outlay—nil.		Balance net interest charges	2,37 502
Total ...	2,24,190	Total ...	2,24,190

No. 5.—Account of Indirect Charges for, and to end of, 1922-1923.

Particulars.	Previous.	1922-1923.	Total
	Rs.	Rs.	Rs.
REVENUE—			
1. Capitalized abatement of Land Revenue. ...	120	120
2. Leave and Pension Allowances ...	4,108	104	4,212
3. Audit and Accounts ...	18	13	31
Total ...	4,246	117	4,363

IRRIGATION BRANCH.

BOMBAY PRESIDENCY.

PUBLIC WORKS DEPARTMENT.

ADMINISTRATIVE ACCOUNTS FOR THE YEAR 1922-23.

JA'MDA' CANAL.

CANAL PROJECT.

No. 2—Capital Account for, and to end of, 1922-1923.

Hheads of Account. 1	DIRECT CHARGES.			Cost of Con- struction as now estimated (Construction estimate closed on 31st March 1902.)	Expenditure against closed estimates.
	Previous.	1922-23.	Total.		
	Rs.	Rs.	Rs.	Rs.	Rs.
I.—WORKS.					
(1) <i>Head Works.</i>					
B. Land ...	250	...	250	250	250
C. Works ...	95,149	...	95,149	95,149	95,149
K. Buildings ...	11,689	...	11,689	11,689	11,689
Total, Head Works ...	1,07,088		1,07,088	1,07,088	1,07,088
(2) <i>Main Canals and Branches.</i>					
A. Preliminary Expenses ...	1,917	...	1,917	1,917	1,917
B. Land ...	1,905	...	1,905	1,905	1,905
F. River and hill torrent works ...	2,03,832	174	2,04,006	2,03,832	2,03,832
G. Bridges ...	31,947	...	31,947	31,947	31,947
H. Escapes ...	6,317	...	6,317	6,317	6,317
K. Buildings ...	8,431	...	8,431	8,431	8,431
L. Earth-work ...	3,55,087	...	3,55,087	3,55,087	3,55,087
M. Plantations ...	15,843	...	15,843	15,843	15,843
O. Miscellaneous ...	4,033	...	4,033	4,033	4,033
Total, Main Canals and Branches ...	6,29,312	174	6,29,486	6,29,312	6,29,312
(3) <i>Distributaries.</i>					
A. Preliminary Expenses ...	70	...	70	70	70
B. Land ...	14	...	14	14	14
C. Works ...	26,656	2,179	28,835	26,656	26,656
L. Earth-work ...	21,232	53	21,285	21,232	21,232
O. Miscellaneous ...	1,857	...	1,857	1,857	1,857
Total, Distributaries ...	49,829	2,232	52,061	49,829	49,829
Total, I—Works ...	7,86,229	2,406	7,88,635	7,86,229	7,86,229
II.—ESTABLISHMENT.					
1 and 2. Direction and Accounts ...	9,797	} 469	1,92,310	9,797	9,797
3. Executive ...	1,82,044			1,82,044	1,82,044
Total, Establishment ...	1,91,841	469	1,92,310	1,91,841	1,91,841
III.—TOOLS AND PLANT	13,129	83	13,212	13,129	13,129
Grand Total ...	9,91,199	2,958	9,94,157	9,91,199	9,91,199
V.—Less—Receipts on Capital Account ...	21	...	21	21	21
Net Outlay ...	9,91,178	2,958	9,94,136	9,91,178	9,91,178
APPORTIONMENT.					
Chargeable to 43—Minor Works and Navigation ...	9,91,178	...	9,91,178	9,91,178	9,91,178
Chargeable to 55—Construction of Irrigation Works	2,958	2,958
Total ...	9,91,178	2,958	9,94,136	9,91,178	9,91,178

IRRIGATION BRANCH.

BOMBAY PRESIDENCY.

PUBLIC WORKS DEPARTMENT.

ADMINISTRATIVE ACCOUNTS FOR THE YEAR 1922-1923.

JA'MDA' CANAL.

CA'NA'L PROJECT.

No. 3.—Revenue Account for, and to end of, 1922-1923.

Receipts.	TOTAL.			Charges.	TOTAL.		
	Previous.	1922-1923.	Total.		Previous.	1922-1923.	Total.
I.—DIRECT RECEIPTS.	Rs.	Rs.	Rs.	I.—EXTENSIONS AND IMPROVEMENTS.	Rs.	Rs.	Rs.
1. Water-rates from Irrigation ...	3,21,233	7,266	3,28,499	1. Head Works ...	8,605	...	8,605
3. Sales of water ...	212	...	212	2. Main Canals and Branches ...	27,575	2,068	25,507
5. Plantations ...	63,987	8,821	73,077	3. Distributaries ...	1,464	...	1,464
6. Other canal produce. }	...	789	...	Total ...	37,644	2,068	35,576
9. Rents of buildings ...	2,106	5	2,111				
10. Fines ...	153	...	153	II.—MAINTENANCE AND REPAIRS.			
11. Miscellaneous receipts ...	2,789	...	2,789	1. Head Works ...	20,093	4	20,097
12. Deduct—Refunds ...	134	20	114	2. Main Canals and Branches ...	2,52,427	5,537	2,57,964
Total ...	3,90,346	16,381	4,06,727	3. Distributaries ...	16,400	15	16,415
				Total ...	2,88,920	5,556	2,94,476
II.—INDIRECT RECEIPTS.				IV.—ESTABLISHMENT.			
Irrigation share of Land Revenue collected in the Civil Department...	1 & 2. Direction and Accounts ...	2,37,806	2,059	2,39,865
Total Receipts ...	3,90,346	16,381	4,06,727	3. Executive
				Total ...	2,37,806	2,059	2,39,865
				V.—TOOLS AND PLANT ...	6,746	121	6,867
				Profit and Loss ...	84	...	84
				VI.—REFUNDS OF REVENUE	1,102	..	1,102
				Total ...	5,72,302	5,668	5,77,970
				Share of Collection Charges in the Civil Department ...	15,994	363	16,357
				Total Direct Charges ...	5,88,296	6,031	5,94,327
				Indirect Charges debitable to Revenue Account as per Account No. 5 ...	36,835	323	37,158
				Total, Charges ...	6,25,131	6,354	6,31,485
				Balance Net Revenue ...	2,34,785	10,027	2,24,758
Grand Total ...	3,90,346	16,381	4,06,727	Grand Total ...	3,90,346	16,381	4,06,727

N.B.—Construction Estimate closed on 31st March 1902—vide Government Resolution No. 5163, dated 1st May 1915. Completion Report approved in Government Resolution No. 5163, dated 1st May 1915.

IRRIGATION BRANCH.

BOMBAY PRESIDENCY.

PUBLIC WORKS DEPARTMENT.

ADMINISTRATIVE ACCOUNTS FOR THE YEAR 1922-1923.

JA'MDA' CANAL.

CA'NA'L PROJECT.

No. 4.—Interest Account for, and to end of, 1922-1923.

	Amount.		Amount.
	Rs.		Rs.
Total interest charges to end of 1921-22 ..	20,58,028	Net Revenue realized to end of 1921-22.	- 2,34,785
Interest charges for the year 1922-23 ..	33,040	Net Revenue realized during 1922-23 ..	10,027
On Rs. 9,91,178 outlay to end of the year 1916-17 at the average rate 3.3252 per cent. Rs. 32,959			- 2,24,753
Subsequent outlay Rs. 1,479 (Half of 1922-23) at 5.48 per cent. 81		Balance net interest charges	23,15,826
Total ...	20,91,068	Total ...	20,91,068

No. 5.—Account of Indirect Charges for, and to end of, 1922-1923.

Particulars.	Previous.	1922-23.	Total.
	Rs.	Rs.	Rs.
CAPITAL—			
1. Capitalized abatement of Land Revenue	12,015	...	12,015
2. Leave and Pension Allowances	37,896	66	37,962
3. Audit and Accounts Establishments	24	24
Total ...	49,911	90	50,001
REVENUE—			
1. Capitalized abatement of Land Revenue	446	446
2. Leave and Pension Allowances	36,299	288	36,587
3. Audit and Accounts	90	35	125
Total ...	36,835	323	37,158

IRRIGATION BRANCH.

BOMBAY PRESIDENCY.

PUBLIC WORKS DEPARTMENT.

ADMINISTRATIVE ACCOUNTS FOR THE YEAR 1922-1923.

JA'MDA' CANAL.

CANAL PROJECT.

No. 6.—Statement comparing Charges to date with sanctioned Estimates.

Particulars.	CHARGES AGAINST CLOSED SANCTIONS.			CURRENT SANCTIONS.			Total charges to date against old and current sanctions.	REMARKS.
	Expenditure against construction Estimate.	Expenditure against open Capital sanctions.	Total.	Charges to date.	Amount of sanctioned Estimate.	Unspent balance of Estimate.		
	Rs.	Rs.	Rs.	Rs.	Rs.	Rs.	Rs.	
DIRECT CHARGES.								
Works ...	7,86,229	...	7,86,229	2,406	...	—2,406	7,88,635	
Establishment ...	1,91,841	...	1,91,841	469	...	—469	1,92,310	
Tools and Plant ...	13,129	...	13,129	83	...	—83	13,212	
Total ...	9,91,199	...	9,91,199	2,958	...	—2,958	9,94,157	
Less—Receipts on Capital Account ...	21	...	21	21	
Net Total ...	9,91,178	...	9,91,178	2,958	...	—2,958	9,94,136	
INDIRECT CHARGES.								
Capitalized abatement of Land Revenue ...	12,015	...	12,015	12,015	
Leave and Pension Allowances. ...	37,896	...	37,896	66	...	—66	37,962	
Audit and Accounts Establishment	24	...	—24	24	
Total ...	49,911	...	49,911	90	...	—90	50,001	
Grand Total ...	10,41,089	...	10,41,089	3,048	...	—3,048	10,44,137	

Sanction to schedule of incomplete works is awaited.

IRRIGATION BRANCH.

BOMBAY PRESIDENCY.

PUBLIC WORKS DEPARTMENT.

ADMINISTRATIVE ACCOUNTS FOR THE YEAR 1922-1923.

BHA'TODI TANK.

TANK PROJECT.

No. 3.—Revenue Account for, and to end of, 1922-1923.

Receipts.	TOTAL.			Charges.	TOTAL.		
	Previous.	1922-1923.	Total.		Previous.	1922-1923.	Total.
	Rs.	Rs.	Rs.		Rs.	Rs.	Rs.
I.—DIRECT RECEIPTS.				I.—EXTENSIONS AND IMPROVEMENTS.			
1. Water-rates from Irrigation	1,59,541	10,430	1,69,971	1. Head Works ...	4,216	...	4,216
3. Sales of water ...	16	...	16	2. Main Canals and Branches ...	9,324	...	9,324
5. Plantations	12,382	650	13,337	Total ...	13,540	...	13,540
6. Other canal produce ...							
9. Rents of buildings ...	197	5	202	II.—MAINTENANCE AND REPAIRS.			
10. Fines ...	315	...	315	1. Head Works ...	20,374	1,291	21,665
11. Miscellaneous Receipts ...	29,812	1,460	31,272	2. Main Canals and Branches ...	80,737	898	81,635
12. Deduct-Refunds	17	17	3. Distributaries ...	5,456	312	5,768
Total ...	2,02,263	12,833	2,15,096	Total ...	1,06,567	2,501	1,09,068
				III.—COMPENSATION ...	9	..	9
II.—INDIRECT RECEIPTS.				IV.—ESTABLISHMENT.			
Irrigation share of Land Revenue collected in the Civil Department ...	50,219	5,215	55,434	1. & 2. Direction and Accounts ...	85,554	1,166	86,720
Revenue on lands irrigated by percolation as per Government Resolution No. 1757, dated 16th October 1891.				3. Executive ...			
Increased Land Revenue as per Government Resolution No. 203, dated 30th March 1878...	6,718	146	6,864	Total ...	85,554	1,166	86,720
Total ...	56,937	5,361	62,298	V.—TOOLS AND PLANT ...	2,205	87	2,292
				VI.—REFUNDS OF REVENUE.	1,265	...	1,265
				Total ...	2,09,140	3,754	2,12,894
				Share of Collection Charges in the Civil Department...	13,483	1,043	14,526
				Total, Direct Charges ...	2,22,623	4,797	2,27,420
				Indirect Charges debitable to Revenue Account as per Account No. 5 ...	12,438	188	12,626
				Total, Charges ...	2,35,061	4,985	2,40,046
				Balance, Net Revenue ...	24,139	13,209	37,348
Grand Total ...	2,59,200	18,194	2,77,394	Grand Total ...	2,59,200	18,194	2,77,394

N.B.—Last Capital Account detailed in the Administrative Accounts for 1891-92. Construction Estimate closed on 31st March 1892—Vide Government Resolution No. 1411, dated 12th September 1893. Completion Report approved in Government Resolution No. 1797, dated 19th November 1894.

IRRIGATION BRANCH.

BOMBAY PRESIDENCY.

PUBLIC WORKS DEPARTMENT.

ADMINISTRATIVE ACCOUNTS FOR THE YEAR 1922-1923.

BHA'TODI TANK.

TANK PROJECT.

No. 4.—Interest Account for, and to end of, 1922-1923.

	Amount.		Amount.
	Rs.		Rs.
Total interest charges to end of 1921-1922.	6,90,132	Net Revenue realized to end of 1921-1922.	24,139
Interest charges for the year 1922-1923 ...	11,727	Net Revenue realized during 1922-1923 ...	13,209
On Rs. 3,52,685 outlay to end of the year 1916-1917 at the average rate 3·3252 per cent.			37,348
Subsequent outlay Nil.		Balance, net interest charges...	6,64,511
Total ...	7,01,859	Total ...	7,01,859

No. 5.—Account of Indirect Charges for, and to end of, 1922-1923.

Particulars.	Previous.	1922-1923.	Total.
	Rs.	Rs.	Rs.
REVENUE—			
1. Capitalized abatement of Land Revenue ...	102	...	102
2. Leave and Pension Allowances ...	12,300	163	12,463
3. Audit and Accounts ...	36	25	61
Total ...	12,438	188	12,626

IRRIGATION BRANCH.

BOMBAY PRESIDENCY.

PUBLIC WORKS DEPARTMENT.

ADMINISTRATIVE ACCOUNTS FOR THE YEAR 1922-1923.

EKRUK TANK.

TANK PROJECT.

No. 3.—Revenue Account for, and to end of, 1922-1923.

Receipts.	Total.			Charges.	Total.		
	Previous.	1922-1923.	Total.		Previous.	1922-1923.	Total.
	Rs.	Rs.	Rs.		Rs.	Rs.	Rs.
I.—DIRECT RECEIPTS.				I.—EXTENSIONS AND IMPROVEMENTS.			
1. Water-rates from Irrigation ...	7,69,790	49,767	8,19,557	1. Head Works ...	7,455	1,064	8,519
3. Sales of water ...	7,18,704	1,10,782	8,29,486	2. Main Canals and Branches ...	50,097	...	50,097
4. Water-supply of towns... ..	2,66,390	...	2,66,390	3. Distributaries ...	1,075	...	1,075
5. Plantations	207	...	Total ...	58,627	1,064	59,691
6. Other Canal produce ...	2,02,212	7,336	2,09,755				
9. Rents of Buildings ...	367	9	376	II.—MAINTENANCE AND REPAIRS.			
10. Fines	52	52	1. Head Works ...	99,976	1,550	1,01,526
11. Miscellaneous Receipts ...	31,047	1,005	32,052	2. Main Canals and Branches ...	2,77,971	4,458	2,82,429
12. Deduct-Refunds	116	116	3. Distributaries ...	7,607	135	7,742
Total ...	19,88,510	1,69,042	21,57,552	Total ...	3,85,554	6,143	3,91,697
II.—INDIRECT RECEIPTS.				III.—COMPENSATION ...	69	...	69
Irrigation share of Land Revenue collected in the Civil Department	IV.—ESTABLISHMENT.			
				1 & 2. Direction and Accounts ...	2,70,992	3,305	2,74,297
				3. Executive
				Total ...	2,70,992	3,305	2,74,297
				V.—TOOLS AND PLANT ...	8,618	250	8,868
				VI.—REFUNDS OF REVENUE.	1,157	...	1,157
				Suspense Account ...	—71	...	—71
				Total ...	7,24,946	10,762	7,35,708
				Share of Collection Charges in the Civil Department...	58,996	7,952	66,948
				Total Direct Charges ...	7,83,942	18,714	8,02,656
				Indirect Charges debitable to Revenue Account as per Account No. 5 ...	42,012	535	42,547
				Total Charges ...	8,25,954	19,249	8,45,203
				Balance Net Revenue ...	11,62,556	1,49,793	13,12,349
Grand Total ...	19,88,510	1,69,042	21,57,552	Grand Total ...	19,88,510	1,69,042	21,57,552

N.B.—Last Capital Account detailed in the Administrative Accounts for 1895-1896.

Construction Estimate closed on 31st March 1891—vide Government Resolution No. 1253, dated 8th July 1891.

IRRIGATION BRANCH.

BOMBAY PRESIDENCY.

PUBLIC WORKS DEPARTMENT.

ADMINISTRATIVE ACCOUNTS FOR THE YEAR 1922-1923.

EKBRUK TANK.

TANK PROJECT.

No. 4.—Interest Account for, and to end of, 1922-1923.

	Amount.		Amount.
	Rs.		Rs.
Total Interest charges to end of 1921-1922	24,34,549	Net revenue realized to end of 1921-1922	11,62,556
Interest charges for the year 1922-1923. On Rs. 12,23,117 outlay to end of the year 1916-17 at the average rate 3.3252 per cent. Subsequent outlay nil.	40,837	Do. ... during 1922-1923.	1,49,793
		Balance net Interest charges ...	13,12,349
Total ...	24,75,386	Total ...	11,63,037
			24,75,386

No. 5.—Account of Indirect Charges for, and to end of, 1922-1923.

Particulars.	Previous.	1922-1923.	Total.
	Rs.	Rs.	Rs.
REVENUE—			
2. Leave and Pension Allowances...	41,915	463	42,378
3. Audit and Accounts Establishment	97	72	169
Total ...	42,012	535	42,547

IRRIGATION BRANCH.

BOMBAY PRESIDENCY.

PUBLIC WORKS DEPARTMENT.

ADMINISTRATIVE ACCOUNTS FOR THE YEAR 1922-1923.

KOREGAON TANK.

TANK PROJECT.

No. 3.—Revenue Account for, and to end of, 1922-1923.

Receipts.	Total.			Charges.	Total.		
	Previous.	1922-1923.	Total.		Previous.	1922-1923.	Total.
	Rs.	Rs.	Rs.		Rs.	Rs.	Rs.
I.—DIRECT RECEIPTS.				I.—EXTENSIONS AND IMPROVEMENTS.			
1. Water-rates from Irrigation ...	39,958	1,094	41,052	1. Head Works ...	11,478	20	11,498
5. Plantations ...	2,699	{ ... 133 }	2,832	2. Main Canals and Branches ...	345	...	345
6. Other canal produce ...				3. Distributaries ...	7	...	7
9. Rents of buildings.	1	...	1	Total ...	11,830	20	11,850
11. Miscellaneous Receipts ...	480	...	480	II.—MAINTENANCE AND REPAIRS.			
Total ...	43,138	1,227	44,365	1. Head Works ...	9,736	559	10,295
II.—INDIRECT RECEIPTS.				2. Main Canals and Branches ...	981	...	981
Irrigation share of Land Revenue collected in the Civil Department.	3,089	...	3,089	3. Distributaries ...	9,358	357	9,715
Total ...	3,089	...	3,089	Total ...	20,075	916	20,991
Total Receipts ...	46,227	1,227	47,454	IV.—ESTABLISHMENT.			
				1 & 2. Direction and Accounts ...	19,581	430	20,011
				3. Executive ...			
				Total ...	19,581	430	20,011
				V.—TOOLS AND PLANT ...	821	32	853
				VI.—REFUNDS OF REVENUE ...	18	...	18
				Total ...	52,325	1,398	53,723
				Share of Collection Charges in the Civil Department ...	2,348	55	2,403
				Total Direct Charges...	54,673	1,453	56,126
				Indirect Charges debitable to Revenue Account as per Account No. 5 ...	2,751	69	2,820
				Total Charges ...	57,424	1,522	58,946
				Balance Net Revenue ...	—11,197	—295	—11,492
Grand Total ...	46,227	1,227	47,454	Grand Total ...	46,227	1,227	47,454

N.B.—Last Capital Account detailed in the Administrative Accounts for 1890-1891. Construction Estimate closed on 31st March 1892—vide Government Resolution No. 1411, dated 12th September 1893. Completion Report approved in Government Resolution No. 654, dated 11th April 1894.

IRRIGATION BRANCH.

BOMBAY PRESIDENCY.

PUBLIC WORKS DEPARTMENT.

ADMINISTRATIVE ACCOUNTS FOR THE YEAR 1922-1923.

KOREGAON TANK.

TANK PROJECT.

No. 4.—Interest Account for, and to end of, 1922-1923.

	amount.		Amount.
	Rs.		Rs.
Total interest charges to end of 1921-1922.	68,846	Net revenue realized to end of 1921-1922.	- 11,197
Interest charges for the year 1922-1923, ...	1,261	Do. during 1922-1923 ...	- 295
On Rs. 37,923 outlay to end of the year 1916-17 at the average rate 3.3252 per cent.			- 11,492
Subsequent outlay nil.		Balance net interest charges ...	81,099
Total ...	69,607	Total ...	69,607

No. 5.—Account of Indirect Charges for, and to end of, 1922-1923.

Particulars.	Previous.	1922-1923.	Total.
	Rs.	Rs.	Rs.
REVENUE—			
2. Leave and Pension Allowances ...	2,743	60	2,803
3. Audit and Accounts Establishment ...	8	9	17
Total ...	2,751	69	2,820

IRRIGATION BRANCH.

BOMBAY PRESIDENCY.

PUBLIC WORKS DEPARTMENT.

ADMINISTRATIVE ACCOUNTS FOR THE YEAR 1922-1923.

ASHTI TANK.

TANK PROJECT.

No. 2.—Capital Account for, and to end of, 1922-1923.

Heads of Account. 1	DIRECT CHARGES.			Cost of Construction as now estimated (Construction estimate closed on 31st March 1893.)	Expenditure against closed estimates.
	Previous.	1922-23.	Total.		
I.—WORKS.	Rs.	Rs.	Rs.	Rs.	Rs.
(1) <i>Head Works.</i>					
A. Preliminary Expenses ...	601	...	601	601	601
B. Land ...	58,207	...	58,207	58,207	58,207
C. Works	2,189	2,189	4,401	...
K. Buildings ...	3,174	...	3,174	3,174	3,174
L. Earth-work ...	3,94,782	...	3,94,782	3,94,782	3,94,782
M. Plantations ...	4,828	...	4,828	4,828	4,828
O. Miscellaneous ...	784	...	784	784	784
Total, Head Works ...	4,62,376	2,189	4,64,565	4,66,777	4,62,376
(2) <i>Main Canals and Branches.</i>					
A. Preliminary Expenses ...	3,400	...	3,400	3,400	3,400
B. Land ...	1,686	...	1,686	1,686	1,686
C(a) Regulators ...	16,433	...	16,433	16,433	16,433
C(c) River and Hill Torrent Works ...	66,667	...	66,667	66,667	66,667
C(e) Bridges ...	2,652	...	2,652	2,652	2,652
L. Earth-work ...	37,186	...	37,186	37,186	37,186
M. Plantations ...	3,215	...	3,215	3,215	3,215
O. Miscellaneous ...	3,063	...	3,063	3,063	3,063
Total, Main Canals and Branches ...	1,34,302	...	1,34,302	1,34,302	1,34,302
(3) <i>Distributaries.</i>					
B. Land ...	361	...	361	361	361
C. Masonry Works ...	4,025	...	4,025	4,025	4,025
L. Earth-work ...	4,910	...	4,910	4,910	4,910
M. Plantations ...	43	...	43	43	43
O. Miscellaneous ...	3,219	...	3,219	3,219	3,219
Total Distributaries ...	12,558	...	12,558	12,558	12,558
Total I.—Works ...	6,09,236	2,189	6,11,425	6,13,637	6,09,236
II.—ESTABLISHMENT.					
1 and 2. Direction and Account ...	28,168	427	1,45,511	1,46,030	28,168
3. Executive ...	1,16,916				
Total II.—Establishment ...	1,45,084	427	1,45,511	1,46,030	1,45,084
III.—TOOLS AND PLANT	8,122	76	8,198	8,188	8,122
Grand Total ...	7,62,442	2,692	7,65,134	7,67,855	7,62,442
V.—Less—Receipts on Capital Account ...	5,392	...	5,392	5,392	5,392
Net Outlay ...	7,57,050	2,692	7,59,742	7,62,463	7,57,050
<i>Apportionment.</i>					
Chargeable to 43—Minor Works and Navigation ...	7,57,050	...	7,57,050	7,57,050	7,57,050
Chargeable to 55—Construction of Irrigation Works	2,692	2,692	5,413	
Total ...	7,57,050	2,692	7,59,742	7,62,463	7,57,050

IRRIGATION BRANCH.

BOMBAY PRESIDENCY.

PUBLIC WORKS DEPARTMENT.

ADMINISTRATIVE ACCOUNTS FOR THE YEAR 1922-1923.

ASHTI TANK.

TANK PROJECT.

No. 3.—Revenue Account for, and to end of, 1922-1923.

Receipts.	Total.			Charges.	Total.		
	Previous.	1922-1923.	Total.		Previous.	1922-1923.	Total.
	Rs.	Rs.	Rs.		Rs.	Rs.	Rs.
I.—DIRECT RECEIPTS.				I.—EXTENSIONS AND IMPROVEMENTS.			
1. Water-rates from Irrigation ...	3,59,108	15,851 (a) 264	3,75,223	1. Head Works ...	40,034	...	40,034
3. Sales of water ...	319	23	342	2. Main Canals and Branches ...	5,229	...	5,229
5. Plantations ...		1,616		3. Distributaries ...	2,234	...	2,234
6. Other canal produce ...	61,674	947	64,237	Total ...	47,497	...	47,497
9. Rents of Buildings ...	707	...	707	II.—MAINTENANCE AND REPAIRS.			
10. Fines ...	25	...	25	1. Head Works ...	46,863	897	47,760
11. Miscellaneous Receipts ...	19,920	10,257	30,177	2. Main Canals and Branches ...	68,667	3,772	72,439
12. Deduct—Refunds	4	4	3. Distributaries ...	7,175	470	7,645
Total ...	4,41,753	28,954	4,70,707	Total ...	1,22,705	5,139	1,27,844
				III.—COMPENSATION,...	15	...	15
II.—INDIRECT RECEIPTS				IV.—ESTABLISHMENT.			
Irrigation share of Land Revenue collected in the Civil Department.	1 & 2. Direction and Accounts ...	90,416	2,363	92,779
				3. Executive ...			
				Total ...	90,416	2,363	92,779
				V.—TOOLS AND PLANT.	3,565	178	3,743
				VI.—REFUNDS OF REVENUE ...	1,029	...	1,029
				Total ...	2,65,227	7,680	2,72,907
Total Receipts ...	4,41,753	28,954	4,70,707	Share of Collection Charges in the Civil Department ...	19,213	793 (a) 284	20,270
				Total Direct Charges...	2,84,440	8,737	2,93,177
				Indirect Charges debitable to Revenue Account as per Account No. 5 ...	12,893	382	13,275
				Total, Charges ...	2,97,333	9,119	3,06,452
				Balance Net Revenue ...	1,44,420	19,835	1,64,255
Grand Total ...	4,41,753	28,954	4,70,707	Grand Total ...	4,41,753	28,954	4,70,707

N.B.—Last Capital Account detailed in the Administrative Accounts for 1901-02. Construction Estimate closed on 31st March 1893 —vide Government Resolution No. 1411, dated 12th September 1893. Completion Report approved in Government Resolution No. 490, dated 15th March 1894.

(a) Amount adjusted by credits to water-rates and debits *per contra* on account of collection charges for the revenue realized by the Miraj State.

IRRIGATION BRANCH.

BOMBAY PRESIDENCY.

PUBLIC WORKS DEPARTMENT.

ADMINISTRATIVE ACCOUNTS FOR THE YEAR 1922-1923.

ASHTI TANK.

TANK PROJECT.

No. 4.—Interest Account for, and to end of, 1922-23.

	Amount.		Amount.
	Rs.		Rs.
Total interest charges to end of 1921-1922	11,95,005	Net Revenue realized to end of 1921-1922	1,44,420
Interest charges for the year 1922-1923	25,248	Net Revenue realized during 1922-1923.	19,835
On Rs. 7,57,050 outlay to end of the year 1916-17 at the average rate 3.3252 per cent.	25,174		
On subsequent outlay Rs. 1,347 (half of Rs. 2,695 for the year 1922-23) at 5.48 per cent.	74	Balance net interest charges ...	1,64,255
			10,55,998
Total ...	12,20,253	Total ...	12,20,253

No. 5.—Account of Indirect Charges for, and to end of, 1922-1923.

Particulars.	Previous.	1922-1923.	Total.
	Rs.	Rs.	Rs.
CAPITAL—			
1. Capitalized Abatement of Land Revenue	52,311	52,311
2. Leave and Pension Allowances	26,730	60	26,790
3. Audit and Accounts Establishment	22	22
Total ...	79,041	82	79,123
REVENUE—			
1. Capitalized Abatement of Land Revenue	107	107
2. Leave and Pension Allowances	12,720	331	13,051
3. Audit and Accounts Establishment	66	51	117
Total ...	12,893	382	13,275

IRRIGATION BRANCH.

BOMBAY PRESIDENCY.

PUBLIC WORKS DEPARTMENT.

ADMINISTRATIVE ACCOUNTS FOR THE YEAR 1922-1923.

IRRIGATION WORKS.

ASHTI TANK.

TANK PROJECT.

No. 6.—Statement comparing Charges to date with sanctioned Estimates.

Particulars.	CHARGES AGAINST CLOSED. SANCTIONS.			CURRENT SANCTIONS.			Total charges to date against old and current sanctions.	REMARKS.
	Expendi- ture against con- struction Estimate.	Expendi- ture against open Capital sanctions	Total.	Charges to date.	Amount of sanc- tioned Estimate.	Unspent balance of Estimate.		
DIRECT CHARGES.	Rs.	Rs.	Rs.	Rs.	Rs.	Rs.	Rs.	
Works ...	6,05,284	3,952	6,09,236	2,189	4,401	2,212	6,11,425	
Establishment ...	1,44,175	909	1,45,084	427	946	519	1,45,511	
Tools and Plant ...	8,122	...	8,122	76	66	—10	8,198	
Total ...	7,57,581	4,861	7,62,442	2,692	5,413	2,721	7,65,134	
Less—Receipts on Capital Account ...	5,392	...	5,392	5,392	
Net Total ...	7,52,189	4,861	7,57,050	2,692	5,413	2,721	7,59,742	
INDIRECT CHARGES.								
Capitalized abatement of Land Revenue ...	52,311	...	52,311	52,311	
Leave and Pension Allow- ances ...	26,603	127	26,730	60	132	72	26,790	
Audit and Accounts Esta- blishment	22	44	22	22	
Total ...	78,914	127	79,041	82	176	94	79,123	
Grand Total ...	8,31,103	4,988	8,36,091	2,774	5,589	2,815	8,38,865	

Government Resolution, Public Works Department, No. 3929, dated 1st February 1923.

IRRIGATION BRANCH

BOMBAY PRESIDENCY.

PUBLIC WORKS DEPARTMENT.

ADMINISTRATIVE ACCOUNTS FOR THE YEAR 1922-1923.

PA'THRI TANK.

TANK PROJECT.

No. 3.—Revenue Account for, and to end of, 1922-1923.

Receipts.	TOTAL.			Charges.	TOTAL.		
	Previous.	1922-1923.	Total.		Previous.	1922-1923.	Total.
I.—DIRECT RECEIPTS.	Rs.	Rs.	Rs.	I.—EXTENSIONS AND IMPROVEMENTS.	Rs.	Rs.	Rs.
1. Water-rates from Irrigation ...	73,054	4,080	77,134	1. Head Works ...	4,411	588	4,999
3. Sales of water ...	9,724	5,460	15,184	2. Main Canals and Branches ...	463	...	463
5. Plantations ...	2,684	36	3,046	Total ...	4,874	588	5,462
6. Other canal produce ...				II.—MAINTENANCE AND REPAIRS.			
9. Rents of Buildings .	1	...	1	1. Head Works ...	7,993	1,174	9,167
11. Miscellaneous Receipts ...	988	310	1,298	2. Main Canals and Branches ...	7,856	2,280	10,136
Total ...	86,451	10,212	96,663	3. Distributaries ...	1,713	97	1,810
				Total ...	17,562	3,551	21,113
II.—INDIRECT RECEIPTS.				IV.—ESTABLISHMENT.			
Irrigation share of Land Revenue collected in the Civil Department.	1 & 2. Direction and Accounts ...	10,261	1,902	12,163
				3. Executive ...			
Total, Receipts ...	86,451	10,212	96,663	Total ...	10,261	1,902	12,163
				V.—TOOLS AND PLANT ...	1,234	144	1,378
Grand Total ...	86,451	10,212	96,663	VI.—REFUNDS OF REVENUE ...	4	...	4
				Suspense Account ..	—46	...	—46
				Total ...	33,889	6,185	40,074
				Share of Collection Charges in the Civil Department ...	4,115	477	4,592
				Total, Direct Charges...	38,004	6,662	44,666
				Indirect Charges debitable to Revenue Account as per Account No. 5 ...	1,487	307	1,794
				Total, Charges ...	39,491	6,969	46,460
				Balance Net Revenue ...	46,960	3,243	50,203
				Grand Total ...	86,451	10,212	96,663

N.B.—Last Capital Account detailed in the Administrative Accounts for 1915-16.

Construction Estimate closed on 31st March 1902—vide Government Resolution No. 1854, dated 6th July 1902.

Completion Report approved in Government Resolution No. 2452, dated 22nd November 1910.

IRRIGATION BRANCH.

BOMBAY PRESIDENCY.

PUBLIC WORKS DEPARTMENT.

ADMINISTRATIVE ACCOUNTS FOR THE YEAR 1922-1923.

PA'THRI TANK.

TANK PROJECT.

No. 4.—Interest Account for, and to end of, 1922-1923.

	Amount.		Amount.
	Rs.		Rs.
Total Interest charges to end of 1921-1922	4,09,009	Net Revenue realized to end of 1921-1922	46,960
Interest charges for the year 1922-1923.	20,876	Net Revenue realized during 1922-1923 .	3,243
On Rs. 6,27,825 outlay to end of the year 1916-17 at the average rate 3.3252 per cent.			50,203
Subsequent outlay nil.		Balance net interest charges ...	8,79,682
Total ...	4,29,885	Total ...	4,29,885

No. 5.—Account of Indirect Charges for, and to end of, 1922-1923.

Particulars.	Previous.	1922-1923.	Total.
	Rs.	Rs.	Rs.
REVENUE—			
2. Leave and Pension Allowances	1,437	266	1,703
3. Audit and Accounts Establishment	50	41	91
Total ...	1,487	307	1,794

IRRIGATION BRANCH.

BOMBAY PRESIDENCY.

PUBLIC WORKS DEPARTMENT.
ADMINISTRATIVE ACCOUNTS FOR THE YEAR 1922-1923.

KRISHNA' CANAL.

CANAL PROJECT.

No. 2.—Capital Account for, and to end of, 1922-1923.

Heads of Account.	DIRECT CHARGES.			Cost of construction as now estimated (Construction estimate closed on 31st March 1892).	Expenditure against closed estimates.
	Previous.	1922-1923.	Total.		
I.—WORKS.	Rs.	Rs.	Rs.	Rs.	Rs.
(1)—Head Works.					
A. Preliminary Expenses ...	633	...	633	633	633
C. Works ...	2,04,990	...	2,04,990	2,07,072	1,45,889
K. Buildings ...	1,430	...	1,430	1,430	1,430
Total, Head Works ...	2,07,053	...	2,07,053	2,09,135	1,47,952
(2)—Main Canals and Branches.					
A. Preliminary Expenses ...	1,649	...	1,649	1,649	1,649
B. Land ...	16,740	...	16,740	16,740	16,740
F. River and Hill Torrent Works ...	1,95,671	...	1,95,671	1,95,671	1,95,671
G. Bridges ...	32,208	...	32,208	32,208	32,208
K. Buildings ...	12,100	...	12,100	12,100	12,100
L. Earth-work ...	2,32,717	...	2,32,717	2,32,717	2,32,717
M. Plantations ...	882	...	882	882	882
O. Miscellaneous ...	513	...	513	513	513
P. Maintenance ...	3,423	...	3,423	3,423	3,423
Total, Main Canals and Branches ...	4,95,903	...	4,95,903	4,95,903	4,95,903
(3)—Distributaries.					
B. Land ...	562	...	562	562	562
C. Works ...	16,279	...	16,279	16,279	16,279
L. Earth-work ...	12,442	...	12,442	12,442	12,442
M. Plantations ...	2,897	...	2,897	2,897	2,897
Total, Distributaries ...	32,180	...	32,180	32,180	32,180
Total, I.—Works ...	7,35,136	...	7,35,136	7,37,218	6,76,035
II.—ESTABLISHMENT.					
1 & 2. Direction and Accounts ...	36,686	...	36,686	1,55,459	{ 83,980 1,08,540
3. Executive ...	1,18,587	...	1,18,587		
Total, Establishment ...	1,55,273	...	1,55,273	1,55,459	1,42,520
III.—TOOLS AND PLANT ...	2,568	...	2,568	2,585	1,682
Grand Total ...	8,92,977	...	8,92,977	8,95,262	8,20,237
V.—Less—Receipts on Capital Account.
Net Outlay ...	8,92,977	...	8,92,977	8,95,262	8,20,237
Apportionment.					
Chargeable to 49—Irrigation ...	8,18,545	...	8,18,545	8,18,545	8,18,545
Chargeable to 43—Minor Works and Navigation ...	74,432	...	74,432	76,717	1,692
Total ...	8,92,977	...	8,92,977	8,95,262	8,20,237

IRRIGATION BRANCH.

BOMBAY PRESIDENCY.

PUBLIC WORKS DEPARTMENT.

ADMINISTRATIVE ACCOUNTS FOR THE YEAR 1922-1923.

KRISHNA' CANAL.

CANAL PROJECT.

No. 3.—Revenue Account for, and to end of, 1922-1923.

Receipts.	Total.			Charges.	Total.		
	Previous.	1922-1923.	Total.		Previous.	1922-1923.	Total.
	Rs.	Rs.	Rs.		Rs.	Rs.	Rs.
I.—DIRECT RECEIPTS.				I.—EXTENSIONS AND IMPROVEMENTS.			
1. Water-rates from Irrigation ...	18,76,189	{ 65,714 (a) 2,249 }	19,44,152	1. Head Works ...	3,362	391	3,753
3. Sales of water ...	66	4	70	2. Main Canals and Branches ...	9,169	3,776	12,945
4. Water-supply of towns ...	6,232	...	6,232	3. Distributaries ..	565	...	565
5. Plantations				
6. Other Canal produce ...	87,371	{ 920 }	88,291				
9. Rents of Buildings ...	2,773	...	2,773	Total ..	13,096	4,167	17,263
11. Miscellaneous Receipts ...	425	...	425				
12. Deduct Refunds.	263	2,883	3,146	II.—MAINTENANCE AND REPAIRS.			
Total ...	19,72,793	66,004	20,38,797	1. Head Works ...	15,567	1,244	16,811
				2. Main Canals and Branches ...	3,52,418	5,782	3,58,200
				3. Distributaries ...	24,680	...	24,680
				4. Drainage and Protective Works ..	395	...	395
				Total ..	3,93,060	7,026	4,00,086
II.—INDIRECT RECEIPTS.							
Irrigation share of Land Revenue collected in the Civil Department	III.—COMPENSATION ...	21,435	(a) 404	21,839
Total, Receipts ...	19,72,793	66,004	20,38,797				
				IV.—ESTABLISHMENT.			
				1 & 2. Direction and Accounts ...	2,50,321	4,986	2,55,307
				3. Executive
				Total ...	2,50,321	4,986	2,55,307
				V.—TOOLS AND PLANT ...	6,558	388	6,946
Carried over ...	19,72,793	66,004	20,38,797	Carried over ...	6,84,470	16,971	7,01,441

IRRIGATION BRANCH.

BOMBAY PRESIDENCY.

PUBLIC WORKS DEPARTMENT.

ADMINISTRATIVE ACCOUNTS FOR THE YEAR 1922-1923.

KRISHNA' CANAL.

CANAL PROJECT.

No. 3.—Revenue Account for, and to end of, 1922-1923—continued.

Receipts.	Total.			Charges.	Total.		
	Previous.	1922-1923.	Total.		Previous.	1922-1923.	Total.
	Rs.	Rs.	Rs.		Rs.	Rs.	Rs.
Brought forward ...	19,72,793	66,004	20,38,797	Brought forward ..	6,84,470	16,971	7,01,441
(a) Amount adjusted by credit to water-rates and debit <i>per contra</i> on account of the following charges recovered by the Native States from water-rate collection :—				VI.—REFUNDS OF REVENUE.	1,632	...	1,632
Loss of assessment on account of land taken up for the Canals, debited to III—Compensation—				Total ...	6,86,102	16,971	7,03,073
Rs.				Share of Collection Charges in the Civil Department . }	1,17,371	{ 2,603	{ 1,21,819
Sangli State ... 252						{ (a) 1,845	
Pant Pratinidhi 152				Total Direct charges ...	8,03,473	21,419	8,24,892
404				Indirect charges debitable to Revenue Account as per Account No. 5 ...	41,032	810	41,842
Collection charges—				Total, Charges ...	8,44,505	22,229	8,66,734
Pant Pratinidhi— Rs.				Balance Net Revenue ...	11,28,288	43,775	11,72,063
For recovery of water-rates . 1,457				Grand Total ...	19,72,793	66,004	20,38,797
Sangli State—							
For recovery of water-rates . 388							
1,845							
Total ... 2,249							
Grand Total ...	19,72,793	66,004	20,38,797				

N.B.—Construction Estimate closed on 31st March 1892, vide Government Resolution No. 777, dated 14th May 1892. Completion Report approved in Government Resolution No. 119, dated 22nd January 1894.

No. 4.—Interest Account for, and to end of, 1922-1923.

	Amount.			Amount.	
	Rs.			Rs.	
Total interest charges to end of 1921-1922 ...	17,10,443		Net revenue realized to end of 1921-1922 ...	11,28,288	
Interest charges for the year 1922-1923. Rs.	29,694		Do. during 1922-1923.	43,775	
On Rs. 8,92,260 outlay to end of the year 1916-17 at the average rate 3·3252 per cent. ...	29,693		Balance net interest charges ...	11,72,063	
On subsequent outlay Rs. 17 at the average rate 5·43 per cent. ...	1			5,68,074	
Total ...	17,40,137		Total ...	17,40,137	

No. 5.—Account of Indirect Charges for, and to end of, 1922-1923.

Particulars.	Previous.	1922-1923.	Total.
	Rs.	Rs.	Rs.
CAPITAL—			
1. Capitalized abatement of Land Revenue ...	21,822	21,822
2. Leave and Pension Allowances ...	29,660	29,660
3. Audit and Accounts Establishment
Total ...	51,482	51,482

IRRIGATION BRANCH

BOMBAY PRESIDENCY.

PUBLIC WORKS DEPARTMENT.

ADMINISTRATIVE ACCOUNTS FOR THE YEAR 1922-1923.

KRISHNA CANAL.

CANAL PROJECT.

No. 5.—Account of Indirect Charges for, and to end of, 1922-1923—continued.

Particulars.	Previous.	1922-1923.	Total.
	Rs.	Rs.	Rs.
REVENUE—			
1. Capitalized abatement of Land Revenue ...	64	64
2. Leave and Pension Allowances ...	40,831	698	41,529
3. Audit and Accounts Establishment ...	137	112	249
Total ...	41,032	810	41,842

No. 6.—Statement comparing Charges to date with sanctioned Estimates.

Particulars.	CHARGES AGAINST CLOSED SANCTIONS.			CURRENT SANCTIONS.			Total charges to date against old and current Sanctions.	REMARKS.
	Expenditure against construction Estimate.	Expenditure against open Capital Sanctions.	Total.	Charges to date.	Amount of sanctioned Estimate.	Unspent balance of Estimate.		
DIRECT CHARGES.	Rs.	Rs.	Rs.	Rs.	Rs.	Rs.	Rs.	
Works ...	6,60,941	15,094	6,76,035	59,101	61,183	2,082	7,35,136	Estimate sanctioned in Government of India, Public Works Department, No. 833-I., dated 30th March 1916, communicated in Government Order (Public Works Department), No. W.I.-4725 dated 4th May 1916.
Establishment ...	1,39,464	3,056	1,42,520	12,753	12,939	186	1,55,273	
Tools and Plant ...	1,682	...	1,682	886	903	17	2,568	
Suspense Accounts	
Total ...	8,02,087	18,150	8,20,237	72,740	75,025	2,285	8,92,977	
Less—Receipts on Capital Account	
Net Total ...	8,02,087	18,150	8,20,237	72,740	75,025	2,285	8,92,977	
INDIRECT CHARGES.								
Capitalized abatement of Land Revenue ...	17,222	4,600	21,822	21,822	
Leave and Pension Allowances ...	27,446	428	27,874	1,786	1,811	25	29,660	
Total ...	44,668	5,028	49,696	1,786	1,811	25	51,482	
Grand Total ...	8,46,755	23,178	8,69,933	74,526	76,836	2,310	9,44,459	

IRRIGATION BRANCH.

BOMBAY PRESIDENCY.

PUBLIC WORKS DEPARTMENT.

ADMINISTRATIVE ACCOUNTS FOR THE YEAR 1922-1923.

MHASWAD TANK.

TANK PROJECT.

No. 3.—Revenue Account for, and to end of, 1922-1923.

Receipts.	Total.			Charges.	Total.		
	Previous.	1922-1923.	Total.		Previous.	1922-1923.	Total.
	Rs.	Rs.	Rs.		Rs.	Rs.	Rs.
I.—DIRECT RECEIPTS.				I.—EXTENSIONS AND IMPROVEMENTS.			
1. Water-rates from Irrigation ...	9,49,064	{ 58,563 (a) 340 }	10,07,967	1. Head Works ...	20,755	...	20,755
3. Sales of water ...	662	8	670	2. Main Canals and Branches ...	2,678	...	2,678
4. Water-supply of towns.	29,846	...	29,846	3. Distributaries ...	3,500	72	3,572
5. Plantations ...	36,991	{ 1,861	39,147	Total ...	26,933	72	27,005
6. Other canal produce ...		295					
9. Rents of buildings.	1,316	...	1,316	II.—MAINTENANCE AND REPAIRS.			
10. Fines ...	185	...	185	1. Head Works ...	66,567	3,604	70,171
11. Miscellaneous receipts ...	57,266	1,243	58,509	2. Main Canals and Branches ...	1,19,643	1,948	1,21,591
12. Deduct—Refunds ...	2,376	4,832	7,208	3. Distributaries ...	82,333	1,508	84,341
Total ...	10,72,954	57,478	11,30,432	Total ...	2,69,043	7,060	2,76,103
II.—INDIRECT RECEIPTS.				III.—COMPENSATION ...	75	...	75
Irrigation share of Land Revenue collected in the Civil Department.	IV.—ESTABLISHMENT.			
				1 & 2. Direction and Accounts ...	2,30,299	9,000	2,39,299
				3. Executive ...			
				Total ...	2,30,299	9,000	2,39,299
Total Receipts ...	10,72,954	57,478	11,30,432	V.—TOOLS AND PLANT ...	6,788	159	6,947
Carried over ...	10,72,954	57,478	11,30,432	Carried over ...	5,33,133	16,291	5,49,429

IRRIGATION BRANCH.

BOMBAY PRESIDENCY.

PUBLIC WORKS DEPARTMENT.
ADMINISTRATIVE ACCOUNTS FOR THE YEAR 1922-1923.
MHASWAD TANK.

TANK PROJECT.

No. 3.—Revenue Account for, and to end of, 1922-1923—continued.

Receipts.	Total.			Charges.	Total.		
	Previous.	1922-1923.	Total.		Previous.	1922-1923.	Total.
	Rs.	Rs.	Rs.		Rs.	Rs.	Rs.
Brought over ...	10,72,954	57,478	11,30,432	Brought over ...	5,33,138	16,231	5,49,429
				VI.—REFUNDS OF REVENUE ...	423	...	423
				Total ...	5,33,561	16,291	5,49,852
				Share of Collection Charges in the Civil Department ...	49,158	{ 2,700 (a) 340 }	{ 52,198
				Total Direct Charges ...	5,82,719	19,331	6,02,050
				Indirect Charges debit-able to Revenue Account as per Account No. 5 ...	32,439	1,331	33,770
				Total Charges ...	6,15,158	20,662	6,35,820
				Balance Net Revenue ...	4,57,796	36,816	4,94,612
Grand Total ...	10,72,954	57,478	11,30,432	Grand Total ...	10,72,954	57,478	11,30,432

N.B.—Last Capital Account detailed in the Administrative Accounts for 1906-1907.

Construction Estimate closed on 31st March 1901, vide Government Resolution No. 1197, dated 10th June 1901.

Completion Report approved in Government Resolution No. 1106, dated 22nd April 1903.

(a) Amount adjusted by credit to water rates and debit *per contra* on account of collection charges for the revenue realized by the Aundh State.

Note.—Loss of revenue due to concession granted for wheat cultivation during the Rabi Season 1916-17, vide Government Resolution No. A.—I.—12327, dated 18th December 1917—Rs. 2,494.

No. 4.—Interest Account for, and to end of, 1922-1923.

	Amount.		Amount.
	Rs.		Rs.
Total interest charges to end of 1921-1922 ...	29,38,743	Net revenue realized to end of 1921-1922.	4,57,796
Interest charges for the year 1922-1923 on Rs. 20,05,553 outlay to end of 1916-17 at the average rate 3.3252 per cent.	66,688	Do. during 1922-1923.	36,816
Subsequent outlay <i>nil</i> .		Balance net interest charges ...	25,10,819
Total ...	30,05,431	Total ...	30,05,431

No. 5.—Account of Indirect Charges for, and to end of, 1922-1923.

Particulars.	Previous.	1922-1923.	Total.
	Rs.	Rs.	Rs.
REVENUE—			
1. Capitalized abatement of Land Revenue ...	58	58
2. Leave and Pension Allowances ...	32,241	1,260	33,501
3. Audit and Accounts ...	140	71	211
Total ...	32,439	1,331	33,770

IRRIGATION BRANCH

BOMBAY PRESIDENCY.

PUBLIC WORKS DEPARTMENT.

ADMINISTRATIVE ACCOUNTS FOR THE YEAR 1922-1923.

REWA'RI CANAL.

CANAL PROJECT.

No. 3.—Revenue Account for, and to end of, 1922-1923.

Receipts.	TOTAL.			Charges.	TOTAL.		
	Previous.	1922-1923.	Total.		Previous.	1922-1923.	Total.
I.—DIRECT RECEIPTS.	Rs.	Rs.	Rs.	I.—EXTENSIONS AND IMPROVEMENTS.	Rs.	Rs.	Rs.
1. Water-rates from Irrigation ...	1,99,860	2,309	2,02,169	1. Head Works ...	510	...	510
3. Sales of water ...	11	...	11	2. Main Canals and Branches ...	2,283	1,423	3,706
5. Plantations ...	7,221	...	7,395	Total ...	2,793	1,423	4,216
6. Other canal produce.				II.—MAINTENANCE AND REPAIRS.			
9. Rents of Buildings.	929	33	962	1. Head Works ...	1,855	46	1,901
10. Fines ...	101	...	101	2. Main Canals and Branches ...	60,253	836	61,089
11. Miscellaneous Receipts ...	13	...	13	3. Distributaries ...	283	123	406
Total ...	2,08,135	2,516	2,10,651	Total ...	62,391	1,005	63,396
II.—INDIRECT RECEIPTS.				IV.—ESTABLISHMENT.			
Irrigation share of Land Revenue collected in the Civil Department	1. & 2. Direction and Accounts ...	41,901	1,081	42,982
Total, Receipts ...	2,08,135	2,516	2,10,651	3. Executive ...			
				Total ...	41,901	1,081	42,982
				V.—TOOLS AND PLANT ...	2,033	84	2,117
				VI.—REFUNDS OF REVENUE ...	19	...	19
				Total ...	1,09,137	3,593	1,12,730
				Share of Collection Charges in the Civil Department ...	9,958	115	10,073
				Total Direct Charges ...	1,19,095	3,708	1,22,803
				Indirect Charges debitable to Revenue Account as per Account No. 5 ...	6,954	175	7,129
				Total, Charges ...	1,26,049	3,883	1,29,932
				Balance Net Revenue ...	82,086	—1,367	80,719
Grand Total ...	2,08,135	2,516	2,10,651	Grand Total ...	2,08,135	2,516	2,10,651

N.B.—Last Capital Account detailed in the Administrative Accounts for 1895-1896.

Construction Estimate closed on 31st March 1898—vide Government Resolution No. 1411, dated 12th September 1893.

Completion Report approved in Government Resolution No. 489, dated 15th March 1895.

IRRIGATION BRANCH.

BOMBAY PRESIDENCY.

PUBLIC WORKS DEPARTMENT.

ADMINISTRATIVE ACCOUNTS FOR THE YEAR 1922-1923.

REWA'RI CANAL.

CANAL PROJECT.

No. 4.—Interest Account for, and to end of, 1922-1923.

	Amount.		Amount.
	Rs.		Rs.
Total interest charges to end of 1921-1922	1,17,354	Net Revenue realized to end of 1921-1922	82,086
Interest charges for the year 1922-1923. on Rs. 56,771 outlay to end of the year 1916-17 at the average rate 3.3252 per cent.	1,888	Net Revenue realized during 1922-1923.	—1,367
Subsequent outlay Nil.		Balance net interest charges ...	80,719 38,523
Total ...	1,19,242	Total ...	1,19,242

No. 5.—Account of Indirect Charges for, and to end of, 1922-1923.

Particulars.	Previous.	1922-1923.	Total.
	Rs.	Rs.	Rs.
REVENUE—			
2. Leave and Pension Allowances	6,930	151	7,081
3. Audit and Accounts Establishment	24	24	48
Total ...	6,954	175	7,129

IRRIGATION BRANCH.

BOMBAY PRESIDENCY.

PUBLIC WORKS DEPARTMENT.

ADMINISTRATIVE ACCOUNTS FOR THE YEAR 1922-1923.

UPPER MA'N RIVER WORKS.

TANK PROJECT.

No. 3.—Revenue Account for, and to end of, 1922-1923.

Receipts.	TOTAL.			Charges.	TOTAL.		
	Previous.	1922-1923.	Total.		Previous.	1922-1923.	Total.
	Rs.	Rs.	Rs.		Rs.	Rs.	Rs.
I.—DIRECT RECEIPTS.				I.—EXTENSIONS AND IMPROVEMENTS.			
1. Water-rates from Irrigation ...	1,60,462	5,578	1,66,040	1. Head Works ...	23,523	33	23,556
3. Sales of water ...	6	...	6	2. Main Canals and Branches ...	4,142	...	4,142
5. Plantations ...	8,603	...	8,662	3. Distributaries ...	170	...	170
6. Other canal produce	59	...	Total ...	27,835	33	27,868
9. Rents of Buildings.	1,002	...	1,002	II.—MAINTENANCE AND REPAIRS.			
10. Fines ...	3	...	3	1. Head Works ...	17,278	184	17,462
11. Miscellaneous Receipts ...	440	...	440	2. Main Canals and Branches ...	9,792	1,842	11,634
Total ...	1,70,516	5,637	1,76,153	3. Distributaries ...	73,705	809	74,514
				Total ...	1,00,775	2,885	1,03,610
II.—INDIRECT RECEIPTS.				III.—COMPENSATION ...	1	...	1
Irrigation share of Land Revenue collected in the Civil Department.	IV.—ESTABLISHMENT.			
Total, Receipts ...	1,70,516	5,637	1,76,153	1. & 2. Direction and Accounts ...	60,994	1,278	62,272
				3. Executive
				Total ...	60,994	1,278	62,272
				V.—TOOLS AND PLANT ...	3,838	99	3,935
				VI.—REFUNDS OF REVENUE ...	167	...	167
				Total ...	1,93,608	4,245	1,97,853
				Share of Collection Charges in the Civil Department ...	8,018	279	8,297
				Total, Direct Charges...	2,01,626	4,524	2,06,150
				Indirect Charges debitable to Revenue Account as per Account No. 5 ...	9,188	208	9,346
				Total, Charges ...	2,10,764	4,732	2,15,496
				Balance Net Revenue ...	40,248	905	39,343
Grand Total ...	1,70,516	5,637	1,76,153	Grand Total ...	1,70,516	5,637	1,76,153

N.P.—Last Capital Account detailed in the Administrative Accounts for 1906-07.

Construction Estimate closed on 31st March 1892—vide Government Resolution No. 1411, dated 12th September 1898.

Completion Report approved in Government Resolution No. 815, dated 22nd May 1895.

IRRIGATION BRANCH.

BOMBAY PRESIDENCY.

PUBLIC WORKS DEPARTMENT.

ADMINISTRATIVE ACCOUNTS FOR THE YEAR 1922-1923.

IRRIGATION WORKS.

UPPER MA'N RIVER WORKS.

TANK PROJECT.

No. 4.—Interest Account for, and to end of, 1922-1923.

	Amount.		Amount.
	Rs.		Rs.
Total interest charges to end of 1921-1922	6,90,504	Net Revenue realized to end of 1921-1922	—40,248
Interest charges for the year 1922-1923.	13,827	Net Revenue realized during 1922-1923.	905
On Rs. 4,15,835 outlay to end of the year 1916-17 at the average rate 3.3252 per cent.			—39,343
Subsequent outlay—Nil.		Balance net interest charges ...	7,43,674
Total ...	7,04,331	Total ...	7,04,331

No. 5.—Account of Indirect Charges for, and to end of, 1922-1923.

Particulars.	Previous.	1922-1923.	Total.
	Rs.	Rs.	Rs.
REVENUE—			
1. Capitalized abatement of Land Revenue	24	24
2. Leave and Pension Allowances	9,053	179	9,232
3. Audit and Accounts Establishment	61	29	90
Total ...	9,138	208	9,346

IRRIGATION BRANCH.

BOMBAY PRESIDENCY.

PUBLIC WORKS DEPARTMENT.

ADMINISTRATIVE ACCOUNTS FOR THE YEAR 1922-23.

YERLA RIVER IRRIGATION WORKS.

TANK PROJECT.

No. 2.—Capital Account for, and to end of, 1922-1923.

Heads of Account.	DIRECT CHARGES.			Cost of Construction as now estimated. (Construction estimate closed on 31st March 1895).	Expenditure against closed estimates.
	Previous.	1922-1923.	Total.		
I.—WORKS.	Rs.	Rs.	Rs.	Rs.	Rs.
<i>(1) Head Works.</i>					
A. Preliminary Expenses ...	299	299	299	299
B. Land -	38,999	38,999	38,999	38,999
C. Works	3,94,464	3,94,464	3,94,464	3,94,464
K. Buildings	7,747	7,747	7,747	7,747
M. Plantations	3,675	3,675	3,675	3,675
O. Miscellaneous	886	886	886	886
P. Maintenance	271	271	271	271
Total, Head Works ...	4,46,341	4,46,341	4,46,341	4,46,341
<i>(2) Main Canals and Branches.</i>					
A. Preliminary Expenses ...	1,021	1,021	1,021	1,021
B. Land	3,518	3,518	3,518	3,518
C. Masonry Works	32,646	32,646	32,646	32,646
C. (e) River and Hill Torrent Works..	6,518	6,518	6,518	6,518
L. Earth-work	62,876	62,876	62,876	62,876
M. Plantations	229	229	229	229
O. Miscellaneous	2,704	2,704	2,704	2,704
P. Maintenance	899	899	899	899
Total, Main Canals and Branches...	1,03,893	6,518	1,10,411	1,10,411	1,10,411
<i>(3) Distributaries.</i>					
A. Preliminary Expenses ...	244	...	244	244	244
B. Land	747	747	747	747
C. Masonry Works	21,948	21,948	21,948	21,948
K. Buildings	1,048	1,048	1,048	1,048
L. Earth-work	13,953	13,953	13,953	13,953
M. Plantations	459	459	459	459
O. Miscellaneous	1,023	1,023	1,023	1,023
Total, Distributaries ...	39,422	39,422	39,422	39,422
Total, I Works ...	5,89,653	6,518	5,96,174	5,96,174	5,96,174
Carried over ...	5,89,653	6,518	5,96,174	5,96,174	5,96,174

IRRIGATION BRANCH.

BOMBAY PRESIDENCY.

PUBLIC WORK DEPARTMENT.

ADMINISTRATIVE ACCOUNTS FOR THE YEAR 1922-23.

YERLA' RIVER IRRIGATION WORKS.

TANK PROJECT.

No. 2.—Capital Account for, and to end of, 1922-1923.

Heads of Account.	DIRECT CHARGES.			Cost of Construc- tion as now esti- mated. (Construc- tion estimate closed on 31st March 1895.)	Expenditure against closed estimates.
	Previous.	1922-1923.	Total.		
	Rs.	Rs.	Rs.	Rs.	Rs.
Brought forward ...	5,89,656	6,518	5,96,174	5,96,174	5,96,174
II.—Establishment.					
1 & 2. Direction and Accounts ...	24,453	1,270	1,25,456	1,25,456	1,25,456
3. Executive ...	99,733				
Total II.—Establishment ...	1,24,186	1,270	1,25,456	1,25,456	1,25,456
III.—TOOLS AND PLANT ...	8,065	226	8,291	8,291	8,291
IV.—SUSPENSE ACCOUNTS
Grand Total ...	7,21,907	8,014	7,29,921	7,29,921	7,29,921
V.—Less Receipts on Capital Account	2,365	2,365	2,365	2,365
Net Outlay ...	7,19,542	8,014	7,27,556	7,27,556	7,27,556
Apportionment.					
Chargeable to 43—Minor Works and Navigation.	7,19,542	7,19,542	7,27,556	7,27,556
Chargeable to 55—Construction of Irrigation Works.	8,014	8,014		
Total ...	7,19,542	8,014	7,27,556	7,27,556	7,27,556

IRRIGATION BRANCH.

BOMBAY PRESIDENCY.

PUBLIC WORKS DEPARTMENT.

ADMINISTRATIVE ACCOUNTS FOR THE YEAR 1922-1923.

YERLA' RIVER IRRIGATION WORKS.

TANK PROJECT.

No. 3.—Revenue Account for, and to end of, 1922-1923.

Receipts.	TOTAL.			Charges.	TOTAL.		
	Previous.	1922-1923.	Total.		Previous.	1922-1923.	Total.
I.—DIRECT RECEIPTS.	Rs.	Rs.	Rs.	I.—EXTENSIONS AND IMPROVEMENTS.	Rs.	Rs.	Rs.
1. Water-rates from Irrigation ...	4,78,278	20,173	4,98,451	1. Head Works ...	49,818	699	50,517
3. Sales of water ...	23	...	23	2. Main Canals and Branches ...	15,968	920	16,888
5. Plantations ...	30,912	...	31,705	Total ...	65,786	1,619	67,405
6. Other canal produce ...		793		II.—MAINTENANCE AND REPAIRS.			
9. Rents of buildings.	934	1	935	1. Head Works ...	41,703	392	42,095
10. Fines ...	120	...	120	2. Main Canals and Branches ...	1,33,183	4,742	1,37,925
11. Miscellaneous receipts ...	1,883	9	1,892	3. Distributaries ...	27,294	1,455	28,749
12. Deduct refunds ...	80		80	Total ...	2,02,180	6,589	2,08,769
Total ...	5,12,070	20,976	5,33,046	IV.—ESTABLISHMENT.			
II.—INDIRECT RECEIPTS.				1. & 2. Direction and Accounts ...	1,22,386	3,657	1,26,043
Irrigation share of Land Revenue collected in the Civil Department.	3. Executive ...			
				Total ...	1,22,386	3,657	1,26,043
				V.—TOOLS AND PLANT ...	5,495	285	5,780
				VI.—REFUNDS OF REVENUE	71	...	71
				Total ...	3,95,918	12,150	4,08,068
				Share of Collection Charges in the Civil Department ...	23,906	1,009	24,915
				Total Direct Charges ...	4,19,824	13,159	4,32,983
				Indirect Charges debitable to Revenue Account as per Account No. 5 ...	18,505	594	19,099
Total, Receipts ...	5,12,070	20,976	5,33,046	Total, Charges ...	4,38,329	13,753	4,52,082
Grand Total ...	5,12,070	20,976	5,33,046	Balance Net Revenue ...	73,741	7,223	80,964
				Grand Total ...	5,12,070	20,976	5,33,046

N.B.—Construction Estimate, closed on 31st March 1896—vide Government Resolution No. 666, dated 12th May 1896.
Completion Report approved in Government Resolution No. 1419, dated 8th October 1897.

IRRIGATION BRANCH.

BOMBAY PRESIDENCY.

PUBLIC WORKS DEPARTMENT.

ADMINISTRATIVE ACCOUNTS FOR THE YEAR 1922-23.

YERLA' RIVER IRRIGATION WORKS.

TANK PROJECT.

No. 4.—Interest Account for, and to end of, 1922-1923.

	Amount.		Amount.
	Rs.		Rs.
Total interest charges to end of 1921-1922 ...	11,29,697	Net Revenue realized to end of 1921-1922 ...	73,741
Interest charges for the year 1922-1923. On Rs. 7,19,542 outlay to end of 1916-17 at the average rate 3·3252 per cent. ...	24,146	Net Revenue realized during 1922-1923.	7,223
Subsequent outlay during 1922-1923 (half of Rs. 8,021) 220			80,964
		Balance net interest charges ...	10,72,879
Total ...	11,53,843	Total ...	11,53,843

No. 5.—Account of Indirect Charges for, and to end of, 1922-1923.

Particulars.	Previous.	1922-1923.	Total.
	Rs.	Rs.	Rs.
CAPITAL—			
1. Capitalized abatement of Land Revenue ...	22,684	22,684
2. Leave and Pension Allowances ...	22,644	178	22,822
3. Audit and Accounts Establishment	65	65
Total ...	45,328	243	45,571
REVENUE—			
1. Capitalized abatement of Land Revenue
2. Leave and Pension Allowances ...	18,338	512	18,850
3. Audit and Accounts ...	167	82	249
Total ...	18,505	594	19,099

No. 6.—Statement comparing charges to date with sanctioned Estimates.

Particulars.	CHARGES AGAINST CLOSED SANCTIONS.			CURRENT SANCTIONS.			Total charges to date against old and current sanctions.	REMARKS.
	Expenditure against Construction Estimate.	Expenditure against open Capital sanctions.	Total.	Charges to date.	Amount of sanctioned Estimate.	Unspent balance of Estimate.		
DIRECT CHARGES:	Rs.	Rs.	Rs.	Rs.	Rs.	Rs.	Rs.	
Works ...	5,27,482	68,692	5,96,174	5,96,174	
Establishment ...	1,10,123	15,336	1,25,456	1,25,456	
Tools and Plant ...	7,965	326	8,291	8,291	
Total ..	6,45,567	84,354	7,29,921	7,29,921	
Less—Receipts on Capital Account ...	2,365	...	2,365	2,365	
Net Total ...	6,43,202	84,354	7,27,556	7,27,556	
INDIRECT CHARGES.								
Capitalized abatement of Land Revenue ...	22,368	316	22,684	22,684	
Leave and Pension Allowances ...	20,675	2,147	22,822	22,822	
Audit and Accounts Establishment	65	65	65	
Total ...	43,043	2,528	45,571	45,571	
Grand Total ...	6,86,245	86,882	7,73,127	7,73,127	

Expenditure of Rs. 8,206 both direct and indirect incurred during the year 1922-23 against estimate amounting to Rs. 8,285 sanctioned in Government Resolution (Public Works Department), No. 2986, dated 10th November 1922 and 3820, dated 30th January 1923 has been shown under open Capital sanctions closed during the year.

IRRIGATION BRANCH.

BOMBAY PRESIDENCY.

PUBLIC WORKS DEPARTMENT.

ADMINISTRATIVE ACCOUNTS FOR THE YEAR 1922-1923.

CHIKHLI CANAL.

CANAL PROJECT.

No. 8.—Revenue Account for, and to end of, 1922-1923.

Receipts.	TOTAL.			Charges.	TOTAL.		
	Previous.	1922-1923.	Total.		Previous.	1922-1923.	Total.
	Rs.	Rs.	Rs.		Rs.	Rs.	Rs.
I.—DIRECT RECEIPTS.				I.—EXTENSIONS AND IMPROVEMENTS.			
1. Water-rates from Irrigation ...	69,920	1,395	71,315	1. Head Works ...	1,516	...	1,516
3. Sales of water ...	1	...	1	2. Main Canals and Branches ...	1,473	699	2,172
5. Plantations ...	5,936	...	6,021	Total ...	2,989	699	3,688
6. Other canal produce ...							
9. Rents of buildings.	50	...	50	II.—MAINTENANCE AND REPAIRS.			
11. Miscellaneous receipts ...	80	...	80	1. Head Works ...	1,166	524	1,690
Total ...	75,987	1,480	77,467	2. Main Canals and Branches ...	34,529	339	34,868
				Total ...	35,695	863	36,558
II.—INDIRECT RECEIPTS.				IV.—ESTABLISHMENT.			
Irrigation share of Land Revenue collected in the Civil Department	1. & 2. Direction and Accounts ...	22,948	696	23,644
				3. Executive ...			
				Total ...	22,948	696	23,644
				V.—TOOLS AND PLANT ...	636	54	690
				VI.—REFUNDS OF REVENUE ...	158	...	158
				Total ...	62,426	2,312	64,738
				Share of Collection Charges in the Civil Department ...	3,501	70	3,571
				Total Direct Charges ...	65,927	2,382	68,309
				Indirect Charges debitable to Revenue Account as per Account No. 5 ...	3,780	113	3,893
Total, Receipts ...	75,987	1,480	77,467	Total, Charges ...	69,707	2,495	72,202
				Balance Net Revenue ...	6,280	-1,015	5,265
Grand Total ...	75,987	1,480	77,467	Grand Total ...	75,987	1,480	77,467

N.B.—Last Capital Account detailed in the Administrative Accounts for 1882-83.

Construction Estimate closed on 31st March 1883—vide Government Resolution No. 1411, dated 12th September 1893.

Completion Report approved in Government Resolution No. 489, dated 15th March 1895.

IRRIGATION BRANCH.

BOMBAY PRESIDENCY.

PUBLIC WORKS DEPARTMENT.

ADMINISTRATIVE ACCOUNTS FOR THE YEAR 1922-1923.

CHIKHLI CANAL.

CANAL PROJECT.

No. 4.—Interest Account for, and to end of, 1922-1923.

	Amount.		Amount.
	Rs.		Rs.
Total interest charges to end of 1921-1922	1,08,701	Net Revenue realized to end of 1921-1922	6,280
Interest charges for the year 1922-1923	1,789	Net Revenue realized during 1922-1923.	—1,015
On Rs. 53,803 outlay to end of the year 1916-17 at the average rate 3·3252 per cent.			5,265
Subsequent outlay—Nil.		Balance net interest charges ...	1,05,225
Total ...	1,10,490	Total ...	1,10,490

No. 5.—Account of Indirect Charges for, and to end of, 1922-1923.

Particulars.	Previous.	1922-1923.	Total.
	Rs.	Rs.	Rs.
REVENUE—			
1. Capitalized abatement of Land Revenue
2. Leave and Pension Allowances ...	3,757	97	3,854
3. Audit and Accounts Establishment ...	23	16	39
Total ...	3,780	113	3,893

IRRIGATION BRANCH.

BOMBAY PRESIDENCY.

PUBLIC WORKS DEPARTMENT.

ADMINISTRATIVE ACCOUNTS FOR THE YEAR 1922-1923.

MA'INI TANK.

TANK PROJECT.

No. 3.—Revenue Account for, and to end of, 1922-1923.

Receipts.	Total.			Charges.	Total.		
	Previous.	1922-1923.	Total.		Previous.	1922-1923.	Total.
	Rs.	Rs.	Rs.		Rs.	Rs.	Rs.
I.—DIRECT RECEIPTS.				I.—EXTENSIONS AND IMPROVEMENTS.			
1. Water-rates from Irrigation ...	2,60,204	9,956	2,70,160	1. Head Works ...	18,236	1,058	19,288
5. Plantations ...	10,055	122	10,177	2. Main Canals and Branches ...	4,461		4,461
6. Other canal produce ...				3. Distributaries ...	123		123
9. Rents of Buildings ...	322		322	Total ...	22,814	1,058	23,872
10. Fines ...	54		54	II.—MAINTENANCE AND REPAIRS.			
11. Miscellaneous Receipts ...	266		266	1. Head Works ...	16,072	1,349	17,421
12. Deduct Refunds...	13		13	2. Main Canals and Branches ...	5,197	789	5,986
Total ...	2,70,888	10,078	2,80,966	3. Distributaries ...	69,772	810	70,582
				Total ...	91,041	2,948	93,989
II.—INDIRECT RECEIPTS				IV.—ESTABLISHMENT.			
Irrigation share of Land Revenue collected in the Civil Department.	1 & 2. Direction and Accounts ...	56,444	1,784	58,228
				3. Executive ...			
				Total ...	56,444	1,784	58,228
				V.—TOOLS AND PLANT...	3,025	139	3,164
				VI.—REFUNDS OF REVENUE ...	104	...	104
				Total ...	1,73,428	5,929	1,79,357
				Share of Collection Charges in the Civil Department ...	13,015	498	13,513
				Total, Direct Charges...	1,86,443	6,427	1,92,870
				Indirect Charges debitable to Revenue Account as per Account No. 5 ...	8,627	290	8,917
Total, Receipts ...	2,70,888	10,078	2,80,966	Total Charges ...	1,95,070	6,717	2,01,787
				Balance Net Revenue ...	75,818	3,361	79,179
Grand Total ...	2,70,888	10,078	2,80,966	Grand Total ...	2,70,888	10,078	2,80,966

N.B.—Last Capital Account detailed in the Administrative Accounts for 1906-07. Construction Estimate closed on 31st March 1892—vide Government Resolution No. 1611, dated 12th September 1893. Completion Report approved in Government Resolution No. 815, dated 22nd May 1895.

IRRIGATION BRANCH.

BOMBAY PRESIDENCY.

PUBLIC WORKS DEPARTMENT.

ADMINISTRATIVE ACCOUNTS FOR THE YEAR 1922-1923.

MA'INI TANK.

TANK PROJECT.

No. 4.—Interest Account for, and to end of, 1922-1923.

	Amount.		Amount.
	Rs.		Rs.
Total interest charges to end of 1921-1922	7,41,388	Net Revenue realized to end of 1921-1922	75,818
Interest charges for the year 1922-1923.	15,367	Net Revenue realized during 1922-1923..	3,361
On Rs. 4,62,125 outlay to end of the year 1916-17 at the average rate 3.3252 per cent.			79,179
Subsequent outlay nil.		Balance net interest charges	6,77,576
Total ...	7,56,755	Total ...	7,56,755

No. 5.—Account of Indirect Charges for, and to end of, 1922-1923.

Particulars.	Previous.	1922-1923.	Total.
	Rs.	Rs.	Rs.
REVENUE—			
1. Capitalized Abatement of Land Revenue...	288	288
2. Leave and Pension Allowances ...	8,276	250	8,526
3. Audit and Accounts Establishment ...	63	40	103
Total ...	8,627	290	8,917

IRRIGATION BRANCH.

BOMBAY PRESIDENCY

PUBLIC WORKS DEPARTMENT.

ADMINISTRATIVE ACCOUNTS FOR THE YEAR 1922-1923.

MUCHKUNDI TANK.

TANK PROJECT.

No. 3.—Revenue Account for, and to end of, 1922-1923.

Receipts.	Total.			Charges.	Total.		
	Previous.	1922-1923.	Total.		Previous.	1922-1923.	Total.
	Rs.	Rs.	Rs.		Rs.	Rs.	Rs.
I.—DIRECT RECEIPTS.				I.—EXTENSIONS AND IMPROVEMENTS.			
1. Water-rates from Irrigation ...	1,855	...	1,855	1. Head Works ...	410	...	410
3. Sales of Water ...	330	...	330	2. Main Canals and Branches ...	511	...	511
5. Plantations ...	16,467	...	16,543	Total ...	921	...	921
6. Other canal produce ...							
10. Fines ...	1	...	1	II.—MAINTENANCE AND REPAIRS.			
11. Miscellaneous Receipts ...	4,263	31	4,294	1. Head Works ...	5,084	...	5,084
Total ...	22,916	107	23,023	2. Main Canals and Branches ...	7,645	800	8,445
				Total ...	12,729	800	13,529
II.—INDIRECT RECEIPTS.				IV.—ESTABLISHMENT.			
Irrigation share of Land Revenue collected in the Civil Department	1 & 2. Direction and Accounts ...	5,761	637	6,398
				3. Executive ...			
				Total ...	5,761	637	6,398
				V.—TOOLS AND PLANT.	323	35	358
				Total ...	19,734	1,472	21,206
				Share of Collection Charges in the Civil Department ...	114	...	114
				Total, Direct Charges...	19,848	1,472	21,320
				Indirect Charges debitable to Revenue Account as per Account No. 5 ...	815	97	912
Total Receipts ...	22,916	107	23,023	Total Charges ...	20,663	1,569	22,232
				Balance Net Revenue ...	2,253	-1,462	791
Grand Total ...	22,916	107	23,023	Grand Total ..	22,916	107	23,023

N R.—Last Capital Account detailed in the Administrative Accounts for 1890-1891. Construction Estimate closed on 31st March 1891—vide Government Resolution No. 1411, dated 12th September 1893. Completion Report approved in Government Resolution No. 662, dated 12th April 1894.

IRRIGATION BRANCH.

BOMBAY PRESIDENCY.

PUBLIC WORKS DEPARTMENT.

ADMINISTRATIVE ACCOUNTS FOR THE YEAR 1922-1923.

MUOHKUNDI TANK.

TANK PROJECT.

No. 4.—Interest Account for, and to end of, 1922-1923.

	Amount.		Amount.
	Rs.		Rs.
Total interest charges to end of 1921-1922	2,09,002	Net Revenue realized to end of 1921-1922	2,258
Interest charges for the year 1922-1923.	4,668	Net Revenue realized during 1922-1923 .	—1,462
On Rs. 1,40,217 outlay to end of the year 1916-17 at the average rate 3.3252 per cent.			791
Subsequent outlay nil.		Balance net interest charges ...	2,12,874
Total ..	2,13,665	Total ...	2,13,665

No. 5.—Account of Indirect Charges for, and to end of, 1922-1923.

Particulars.	Previous.	1922-1923.	Total.
	Rs.	Rs.	Rs.
REVENUE—			
2. Leave and Pension Allowances	804	89	893
3. Audit and Accounts Establishment	11	8	19
Total ...	815	97	912

IRRIGATION BRANCH.

BOMBAY PRESIDENCY.

PUBLIC WORKS DEPARTMENT.

ADMINISTRATIVE ACCOUNTS FOR THE YEAR 1922-1923.

GOKA'K CANAL—FIRST SECTION AND STORAGE WORKS.

CANAL PROJECT.

No. 3.—Revenue Account for, and to end of, 1922-1923.

Receipts.	Total.			Charges.	Total.		
	Previous.	1922-1923.	Total.		Previous.	1922-1923.	Total.
	Rs.	Rs.	Rs.		Rs.	Rs.	Rs.
I.—DIRECT RECEIPTS.				I.—EXTENSIONS AND IMPROVEMENTS.			
1. Water-rates from Irrigation ...	9,15,489	56,125	9,71,564	1. Head Works ..	25,893	...	25,893
3. Sales of water ...	8,442	363	8,805	2. Main Canals and Branches ...	1,134	276	1,410
5. Plantations ...	35,436	{ 3,174 }	{ 38,610 }	Total ...	27,027	276	27,303
6. Other canal produce. }							
7. Water-power ...	4,23,533	14,313	4,37,846	II.—MAINTENANCE AND REPAIRS.			
9. Rents of Buildings.	934	20	954	1. Head Works ...	78,328	2,475	80,803
10. Fines ...	44	...	44	2. Main Canals and Branches ...	40,175	2,413	42,588
11. Miscellaneous Receipts ...	28,834	2,039	30,873	3. Distributaries ...	27,202	147	27,349
12. Deduct Refunds ...	8	32	40	4. Drainage and Protective Works ...	30	...	30
Total ...	14,12,654	76,002	14,88,656	Total ...	1,45,735	5,035	1,50,770
II.—INDIRECT RECEIPTS.				IV.—ESTABLISHMENT.			
Irrigation share of Land Revenue collected in the Civil Department.	1 & 2. Direction and Accounts ...	1,36,589	4,644	1,41,233
				3. Executive ...			
Total, Receipts ...	14,12,654	76,002	14,88,656	Total ...	1,36,589	4,644	1,41,233
				V.—TOOLS AND PLANT...	12,036	235	12,271
				VI.—REFUNDS OF REVENUE...	3,436	...	3,436
				Total ...	3,24,823	10,190	3,35,013
				Share of Collection Charges in the Civil Department ...	50,710	2,864	53,574
				Total, Direct Charges...	3,75,533	13,054	3,88,587
				Indirect Charges debitable to Revenue Account as per Account No. 5 ...	19,367	703	20,070
				Total, Charges ...	3,94,900	13,757	4,08,657
				Balance Net Revenue ..	10,17,754	62,245	10,79,999
Grand Total ...	14,12,654	76,002	14,88,656	Grand Total ...	14,12,654	76,002	14,88,656

N. B.—Last Capital Account detailed in the Administrative Accounts for 1906-07 and No. 6 in 1909-1910. Construction Estimate closed on 31st March 1897—vide Government Resolution No. 1393, dated 2nd October 1897. Completion Report approved in Government Resolution No. 327, dated 10th February 1900.

IRRIGATION BRANCH

BOMBAY PRESIDENCY.

PUBLIC WORKS DEPARTMENT.

ADMINISTRATIVE ACCOUNTS FOR THE YEAR 1922-1923.

GOKA'K CANAL—FIRST SECTION AND STORAGE WORKS.

CANAL PROJECT.

No. 4.—Interest Account for, and to end of, 1922-1923.

	Amount.		Amount.
	Rs.		Rs.
Total interest charges to end of 1921-1922.	16,04,530	Net Revenue realized to end of 1921-1922.	10,17,754
Interest charges for the year 1922-1923 ...	43,286	Do. during 1922-1923 ...	62,245
On Rs. 13,01,750 outlay to end of the year 1916-17 at the average rate 3.3252 per cent.			10,79,999
Subsequent outlay nil.		Balance net interest charges ...	5,67,817
Total ...	16,47,816	Total ...	16,47,816

No. 5.—Account of Indirect Charges for, and to end of, 1922-1923.

Particulars.	Previous.	1922-1923.	Total.
	Rs.	Rs.	Rs.
REVENUE—			
2. Leave and Pension Allowances ...	19,122	650	19,772
3. Audit and Accounts Establishment ...	245	53	298
Total ...	19,367	703	20,070

IRRIGATION BRANCH.

BOMBAY PRESIDENCY.

PUBLIC WORKS DEPARTMENT.

ADMINISTRATIVE ACCOUNTS FOR THE YEAR 1922-1923.

DAMBAL TANK.

TANK PROJECT.

No. 3.—Revenue Account for, and to end of, 1922-1923.

Receipts.	Total.			Charges.	Total.		
	Previous.	1922-1923.	Total.		Previous.	1922-1923.	Total.
	Rs.	Rs.	Rs.		Rs.	Rs.	Rs.
I.—DIRECT RECEIPTS.				I.—EXTENSIONS AND IMPROVEMENTS.			
1. Water-rates from Irrigation ...	22,624	406	23,030	1. Head Works ...	634	...	634
5. Plantations ...	14,363	{ ... 1,055 }	15,418	Total ...	634	...	634
6. Other canal produce ...							
11. Miscellaneous receipts ...	390		390	II.—MAINTENANCE AND REPAIRS.			
Total ...	37,377	1,461	38,838	1. Head Works ...	14,898	...	14,898
				2. Main Canals and Branches ...	3,882	693	4,575
				3. Distributaries ...	670	...	670
				Total ...	19,450	693	20,143
				IV.—ESTABLISHMENT.			
II.—INDIRECT RECEIPTS.				1 & 2. Direction and Accounts ...	18,588	1,356	19,944
Irrigation share of Land Revenue collected in the Civil Department.	35,846	916	36,762	3. Executive ...			
Total ...	35,846	916	36,762	Total ...	18,588	1,356	19,944
				V.—TOOLS AND PLANT ...	268	31	297
				VI.—REFUNDS OF REVENUE ...	126	...	126
				Total ...	39,064	2,080	41,144
				Share of Collection Charges in the Civil Department ...	4,897	112	5,009
				Total, Direct Charges...	43,961	2,192	46,153
				Indirect Charges debitable to Revenue Account as per Account No. 5 ...	2,751	197	2,948
				Total, Charges ...	46,712	2,389	49,101
				Balance Net Revenue...	26,511	—12	26,499
Grand Total ...	73,223	2,377	75,600	Grand Total ...	73,223	2,377	75,600

N.B.—Last Capital Account detailed in the Administrative Accounts for 1885-86. Construction Estimate closed on 31st March 1886—vide Government Resolution No. 1411, dated 12th September 1893. Completion Report approved in Government Resolution No. 1138, dated 16th July 1894.

IRRIGATION BRANCH.

BOMBAY PRESIDENCY.

PUBLIC WORKS DEPARTMENT.

ADMINISTRATIVE ACCOUNT FOR THE YEAR 1922-1923.

DAMBAL TANK.

TANK PROJECT.

No. 4.—Interest Account for, and to end of, 1922-1923.

	Amount.		Amount.
	Rs.		Rs.
Total interest charges to end of 1921-1922	1,02,197	Net Revenue realized to end of 1921-1922	26,511
Interest charges for the year 1922-1923.	2,023	Net Revenue realized during 1922-1923.	—12
On Rs. 60,847 outlay to end of the year 1916-17 at the average rate 3.3252 per cent.			26,499
Subsequent outlay nil.		Balance net interest charges ...	77,721
Total ...	1,04,220	Total ...	1,04,220

No. 5.—Account of Indirect Charges for, and to end of, 1922-1923.

Particulars.	Previous.	1922-1923.	Total.
	Rs.	Rs.	Rs.
REVENUE—			
1. Capitalized Abatement of Land Revenue	124	124
2. Leave and Pension Allowances	2,610	190	2,800
3. Accounts and Audit Establishment	17	7	24
Total ...	2,751	197	2,948

IRRIGATION BRANCH.

BOMBAY PRESIDENCY.

PUBLIC WORKS DEPARTMENT.

ADMINISTRATIVE ACCOUNTS FOR THE YEAR 1922-1923.

MEDLEBI TANK.

TANK PROJECT.

No. 3.—Revenue Account for, and to end of, 1922-1923.

Receipts.	Total.			Charges.	Total.		
	Previous.	1922-1923.	Total.		Previous.	1922-1923.	Total.
	Rs.	Rs.	Rs.		Rs.	Rs.	Rs.
I.—DIRECT RECEIPTS.				I.—EXTENSIONS AND IMPROVEMENTS.			
1. Water-rates from Irrigation ...	20,785	234	21,019	1. Head Works ...	141	...	141
5. Plantations ...	2,207	22	2,229	II.—MAINTENANCE AND REPAIRS.			
6. Other canal produce ...				1. Head Works ...	13,862	...	13,862
11. Miscellaneous Receipts ...	93	15	108	2. Main Canals and Branches ...	1,858	377	2,235
Total ...	23,085	271	23,356	3. Distributaries ...	2,191	...	2,191
II.—INDIRECT RECEIPTS.				Total ...	17,911	377	18,288
Irrigation share of Land Revenue collected in the Civil Department.	IV.—ESTABLISHMENT.			
Total, Receipts ...	23,085	271	23,356	1 & 2. Direction and Accounts ...	15,446	737	16,183
				3. Executive ...			
				Total ...	15,446	737	16,183
				V.—TOOLS AND PLANT ..	145	17	162
				VI.—REFUNDS OF REVENUE.	299	...	299
				Total ...	33,942	1,131	35,073
				Share of Collection Charges in the Civil Department ...	1,039	12	1,051
				Total Direct Charges ...	34,981	1,143	36,124
				Indirect Charges debitable to Revenue Account as per Account No. 5 ...	2,176	107	2,283
				Total, Charges ...	37,157	1,250	38,407
				Balance Net Revenue ...	-14072	-979	-15,051
Grand Total ...	23,085	271	23,356	Grand Total ...	23,085	271	23,356

N.B.—Last Capital Account detailed in the Administrative Accounts for 1885-86. Construction Estimate closed on 31st March 1888—*vide* Government Resolution No. 1411, dated 12th September 1893. Completion Report approved in Government Resolution No. 1139, dated 16th July 1894.

IRRIGATION BRANCH.

BOMBAY PRESIDENCY.

PUBLIC WORKS DEPARTMENT.

ADMINISTRATIVE ACCOUNTS FOR THE YEAR 1922-1923.

MEDLERI TANK.

TANK PROJECT.

No. 4.—Interest Account for, and to end of, 1922-1923.

	Amount.		Amount.
	Rs.		Rs.
Total interest charges to end of 1921-1922	1,22,303	Net Revenue realized to end of 1921-1922	—14,072
Interest charges for the year 1922-1923.	2,605	Net Revenue realized during 1922-1923.	—979
On Rs. 78,354 outlay to end of the year 1916-17 at the average rate 3.3252 per cent.			—15,051
Subsequent Outlay nil.		Balance net interest charges ...	1,39,959
Total ...	1,24,903	Total ...	1,24,908

No. 5.—Account of Indirect Charges for, and to end of, 1922-1923.

Particulars.	Previous.	1922-1923.	Total.
	Rs.	Rs.	Rs.
REVENUE—			
2. Leave and Pension Allowances	2,161	103	2,264
3. Accounts and Audit Establishment	15	4	19
Total ...	2,176	107	2,283

IRRIGATION BRANCH.

BOMBAY PRESIDENCY.

PUBLIC WORKS DEPARTMENT.

ADMINISTRATIVE ACCOUNTS FOR THE YEAR 1922-1923.

MADAG TANK.

TANK PROJECT.

No. 3.—Revenue Account for, and to end of, 1922-1923.

Receipts.	Total.			Charges.	Total.		
	Previous.	1922-1923.	Total.		Previous.	1922-1923.	Total.
	Rs.	Rs.	Rs.		Rs.	Rs.	Rs.
I.—DIRECT RECEIPTS.				I.—EXTENSIONS AND IMPROVEMENTS.			
1. Water-rates from Irrigation ...	1,07,448	2,912	1,10,360	2. Main Canals and Branches ...	1,537	...	1,537
5. Plantations ...	8,040	58	8,280	II.—MAINTENANCE AND REPAIRS.			
6. Other canal produce ...		182		1. Head Works ...	2,687	...	2,687
11. Miscellaneous Receipts ...	334	25	359	2. Main Canals and Branches ...	51,245	669	51,914
Total ...	1,15,822	3,177	1,18,999	Total ...	53,932	669	54,601
II.—INDIRECT RECEIPTS.				IV.—ESTABLISHMENT.			
Irrigation share of Land Revenue collected in the Civil Department.	1 & 2. Direction and Accounts ...	38,525	1,309	39,834
				3. Executive ...			
Total, Receipts ...	1,15,822	3,177	1,18,999	Total ...	38,525	1,309	39,834
				V.—TOOLS AND PLANT ...	745	29	774
				Total ...	94,739	2,007	96,746
				Share of Collection Charges in the Civil Department...	5,397	146	5,543
				Total, Direct Charges .	1,00,136	2,153	1,02,289
				Indirect Charges debitable to Revenue Account as per Account No. 5 ...	6,036	190	6,226
				Total, Charges ...	1,06,172	2,343	1,08,515
				Balance Net Revenue ...	9,650	834	10,484
Grand Total ...	1,15,822	3,177	1,18,999	Grand Total ...	1,15,822	3,177	1,18,999

N.B.—Last Capital Account detailed in the Administrative Accounts for 1888-89. Construction Estimate closed on 31st March 1889—vide Government Resolution No. 1411, dated 12th September 1893. Completion Report approved in Government Resolution No. 1138 dated 16th July 1894.

IRRIGATION BRANCH.

BOMBAY PRESIDENCY.

PUBLIC WORKS DEPARTMENT.

ADMINISTRATIVE ACCOUNTS FOR THE YEAR 1922-1923.

MADAG TANK.

TANK PROJECT.

No. 4.—Interest Account for, and to end of, 1922-1923.

	Amount.		Amount.
	Rs.		Rs.
Total interest charges to end of 1921-1922	3,40,265	Net Revenue realized to end of 1921-1922	9,650
Interest charges for the year 1922-1923.	5,362	Net Revenue realized during 1922-1923.	834
On Rs. 1,61,248 outlay to end of the year 1916-17 at the average rate 3.3252 per cent.			10,484
Subsequent Outlay nil.		Balance net interest charges ...	3,35,143
Total ...	3,45,627	Total ...	3,45,627

No. 5.—Account of Indirect Charges for, and to end of, 1922-1923.

Particulars.	Previous.	1922-1923.	Total.
	Rs.	Rs.	Rs.
REVENUE—			
2. Leave and Pension Allowances	6,026	183	6,209
3. Accounts and Audit Establishment	10	7	17
Total ...	6,036	190	6,226

IRRIGATION BRANCH.

BOMBAY PRESIDENCY.

PUBLIC WORKS DEPARTMENT.

ADMINISTRATIVE ACCOUNTS FOR THE YEAR 1922-1923.

ASUNDI TANK.

TANK PROJECT.

No. 3.—Revenue Account for, and to end of, 1922-1923.

Receipts.	Total.			Charges.	Total.		
	Previous.	1922-1923.	Total.		Previous.	1922-1923.	Total.
	Rs.	Rs.	Rs.		Rs.	Rs.	Rs.
I.—DIRECT RECEIPTS.				I.—EXTENSIONS AND IMPROVEMENTS.			
1. Water-rates from Irrigation ...	19,001	838	19,839	1. Head Works ...	219	...	219
5. Plantations... ..	2,874	...	2,925	II.—MAINTENANCE AND REPAIRS.			
6. Other canal produce ...				1. Head Works ...	28,567	...	23,567
10. Fines	19	...	19	2. Main Canals and Branches ...	1,340	172	1,512
11. Miscellaneous Receipts ...	38	7	45	3. Distributaries ...	2,043	...	2,043
Total ..	21,932	896	22,828	Total ...	26,950	172	27,122
II.—INDIRECT RECEIPTS.				IV.—ESTABLISHMENT.			
Irrigation share of Land Revenue collected in the Civil Department ...	22,454	687	23,141	1 & 2. Direction and Accounts ...	22,824	336	23,160
Total ...	22,454	687	23,141	3. Executive ...			
Total, Receipts ...	44,386	1,583	45,969	Total ...	22,824	336	23,160
				V.—TOOLS AND PLANT...	604	8	612
				Total ...	50,597	516	51,113
				Share of Collection Charges in the Civil Department ...	3,217	111	3,328
				Total, Direct Charges...	53,814	627	54,441
				Indirect Charges debitable to Revenue Account as per Account No. 5 ...	3,209	49	3,258
				Total, Charges ...	57,023	676	57,699
				Balance Net Revenue ...	-12,637	907	-11,730
Grand Total ...	44,386	1,583	45,969	Grand Total ...	44,386	1,583	45,969

N. R.—Last Capital Account detailed in the Administrative Accounts for 1889-90. Construction Estimate closed on 31st March 1890—vide Government Resolution No. 1411, dated 12th September 1893. Completion Report approved in Government Resolution No. 1138, dated 16th July 1894.

IRRIGATION BRANCH.

BOMBAY PRESIDENCY.

PUBLIC WORKS DEPARTMENT.

ADMINISTRATIVE ACCOUNTS FOR THE YEAR 1922-1923.

ASUNDE TANK.

TANK PROJECT.

No. 4.—Interest Account for, and to end of, 1922-1923.

	Amount.		Amount.
	Rs.		Rs.
Total interest charges to end of 1921-1922	89,454	Net Revenue realized to end of 1921-1922	—12,637
Interest charges for the year 1922-1923.	2,020	Net Revenue realized during 1922-1923 .	907
On Rs. 60,741 outlay to end of the year 1916-17 at the average rate 3.3252 per cent.			—11,730
Subsequent Outlay nil		Balance net interest charges ...	1,03,204
Total ...	91,474	Total ...	91,474

No. 5.—Account of Indirect Charges for, and to end of, 1922-1923.

Particulars.	Previous.	1922-1923.	Total.
	Rs.	Rs.	Rs.
REVENUE—			
1. Capitalized Abatement of Land Revenue... ..	9	9
2. Leave and Pension Allowances	3,196	47	3,243
3. Accounts and Audit Establishment	4	2	6
Total ...	3,209	49	3,258

IRRIGATION BRANCH.

BOMBAY PRESIDENCY.

PUBLIC WORKS DEPARTMENT.

ADMINISTRATIVE ACCOUNTS FOR THE YEAR 1922-1923.

DHARMA CANAL.

CANAL PROJECT.

No. 2.—Capital Account for, and to end of, 1922-1923.

Heads of Account.	DIRECT CHARGES.			Cost of construction as now estimated.	Expenditure against closed estimates.
	Previous.	1922-1923.	Total.		
I.—WORKS.	Rs.	Rs.	Rs.	Rs.	Rs.
(1)—Head Works.					
K. Buildings	2,286	...	2,286	2,286	2,286
(2)—Main Canals and Branches.					
A. Preliminary Expenses	1,775	...	1,775	1,775	1,775
B. Land	476	...	476	476	476
D. Regulators	18,580	...	18,580	18,580	18,580
F. River and Hill Torrent Works	18,511	...	18,511	18,511	18,511
G. Bridges	868	...	868	868	868
H. Escapes	7,510	...	7,510	7,510	7,510
K. Buildings	3,385	...	3,385	3,385	3,385
L. Earth-work	16,428	...	16,428	16,428	16,428
O. Miscellaneous	7,949	...	7,949	7,949	7,949
Total, Main Canals and Branches ...	75,482	...	75,482	75,482	75,482
Total, I.—Works ...	77,768	...	77,768	77,768	77,768
II.—ESTABLISHMENT.					
1 & 2. Direction and Accounts	16,588	...	16,588	16,588	16,588
3. Executive					
Total, Establishment ...	16,588	...	16,588	16,588	16,588
III.—TOOLS AND PLANT ...	1,153	...	1,153	1,153	1,153
Grand Total ...	95,509	...	95,509	95,509	95,509
V.—Less Receipts on Capital Account
Net Outlay ...	95,509	...	95,509	95,509	95,509
APPORTIONMENT.					
Chargeable to 43—Minor Works and Navigation	95,509	...	95,509	95,509	95,509

IRRIGATION BRANCH.

BOMBAY PRESIDENCY.

PUBLIC WORKS DEPARTMENT.
ADMINISTRATIVE ACCOUNTS FOR THE YEAR 1922-1923.

DHARMA CANAL.

CANAL PROJECT.

No. 3.—Revenue Account for, and to end of, 1922-1923.

Receipts.	Total.			Charges.	Total.		
	Previous.	1922-1923.	Total.		Previous.	1922-1923.	Total.
	Rs.	Rs.	Rs.		Rs.	Rs.	Rs.
I.—DIRECT RECEIPTS.				I.—EXTENSIONS AND IMPROVEMENTS.			
1. Water-rates from Irrigation ...	21,875	1,245	23,120	2. Main Canals and Branches ...	787	...	787
6. Other canal produce.	40	...	40	II.—MAINTENANCE AND REPAIRS.			
11. Miscellaneous Receipts ...	712	...	712	1. Head Works ...	7,717	...	7,717
12. Deduct—Refunds...	144	25	169	2. Main Canals and Branches ...	6,428	184	6,612
Total ...	22,483	1,220	23,703	4. Average expenditure before Improvements .	—11,120	...	—11,120
				Total ...	3,025	184	3,209
II.—INDIRECT RECEIPTS.				IV.—ESTABLISHMENT.			
Irrigation share of Land Revenue collected in the Civil Department.	1,76,572	20,682	1,97,254	1 & 2. Direction and Accounts ...	11,012	995	12,007
Average Indirect Revenue as per Government Resolution No. A.I.—1650, dated 16th August 1911 ...	—2,08,404	—23,156	—2,31,560	3. Executive ...			
Total ...	—31,832	—2,474	—34,306	Total ...	11,012	995	12,007
				V.—TOOLS AND PLANT...	481	69	550
Total Receipts ...	—9,349	—1,254	—10,603	VI.—REFUNDS OF REVENUE ...	434	...	434
				Total ...	15,739	1,248	16,987
				Share of Collection Charges in the Civil Department ...	—2,060	—181	—2,241
				Total, Direct Charges...	13,679	1,067	14,746
				Indirect Charges debitable to Revenue Account as per Account No. 5 ...	1,548	141	1,689
				Total Charges ...	15,227	1,208	16,435
				Balance Net Revenue ...	—24,576	—2,462	—27,038
Grand Total ...	—9,349	—1,254	—10,603	Grand Total ...	—9,349	—1,254	—10,603

IRRIGATION BRANCH.

BOMBAY PRESIDENCY.

PUBLIC WORKS DEPARTMENT.

ADMINISTRATIVE ACCOUNTS FOR THE YEAR 1922-1923.

DHARMA CANAL.

CANAL PROJECT.

No. 4.—Interest Account for, and to end of, 1922-1923.

	Amount.		Amount.
Total interest charges to end of 1921-922 ...	Rs. 32,351	Net Revenue realized to end of 1921-22.	Rs. —24,576
Interest charges for the year 1922-1923.	3,390	Net Revenue realized during 1922-23 ...	—2,462
On Rs. 85,536 outlay to end of 1916-17 at the average rate 3·3252 per cent. Rs. 2,844.		Balance net interest charges ...	—27,038
On subsequent outlay Rs. 9,973 at the average rate 5·48 per cent. Rs. 546.			62,779
Total ...	35,741	Total ...	35,741

No. 5.—Account of Indirect Charges for, and to end of, 1922-1923.

Particulars.	Previous.	1922-1923.	Total.
CAPITAL—	Rs.	Rs.	Rs.
1. Capitalized Abatement of Land Revenue ...	2	2
2. Leave and Pension Allowances ...	2,321	2,321
Total ...	2,323	2,323
REVENUE—			
2. Leave and Pension Allowances ...	1,543	139	1,682
3. Audit and Accounts ...	5	2	7
Total ...	1,548	141	1,689

No. 6.—Statement comparing Charges to date with Sanctioned Estimates.

Particulars.	CHARGES AGAINST CLOSED SANCTIONS.			CURRENT SANCTIONS.			Total charges to date against old and current sanctions.	REMARKS.
	Expenditure against construction Estimate.	Expenditure against open capital sanctions.	Total.	Charges to date.	Amount of sanctioned Estimate.	Unspent balance of Estimate.		
DIRECT CHARGES.	Rs.	Rs.	Rs.	Rs.	Rs.	Rs.	Rs.	
Works ...	77,768	...	77,768	77,768	
Establishment ...	16,588	...	16,588	16,588	
Tools and Plant ...	1,153	...	1,153	1,153	
Total ...	95,509	...	95,509	95,509	
Less—Receipts on Capital Account.	
Net Total ...	95,509	...	95,509	95,509	
INDIRECT CHARGES.								
Capitalized Abatement of Land Revenue ...	2	...	2	2	
Leave and Pension Allowances ...	2,321	...	2,321	2,321	
Total ...	2,323	...	2,323	2,323	
Grand Total ...	97,832	...	97,832	97,832	

IRRIGATION BRANCH.

BOMBAY PRESIDENCY.

PUBLIC WORKS DEPARTMENT.

ADMINISTRATIVE ACCOUNTS FOR THE YEAR 1922-1923.

KA'DWA RIVER WORKS.

CANAL PROJECT.

No. 3.—Revenue Account for, and to end of, 1922-1923.

Receipts.	Total.			Charges.	Total.		
	Previous.	1922-1923.	Total.		Previous.	1922-1923.	Total.
	Rs.	Rs.	Rs.		Rs.	Rs.	Rs.
I.—DIRECT RECEIPTS.				I.—EXTENSIONS AND IMPROVEMENTS.			
1. Water-rates from Irrigation ...	6,76,369	49,176	7,25,545	1. Head Works ..	9,577	948	10,525
3. Sales of water ...	456	...	456	2. Main Canals and Branches ...	32,839	2,656	35,495
5. Plantations ...	32,104	3,552	35,656	3. Distributaries ...	342	...	342
6. Other Canal Produce ...				Total ...	42,758	3,604	46,362
9. Rents of Buildings.	248	287	535				
10. Fines ...	1,097	116	1,213	II.—MAINTENANCE AND REPAIRS.			
11. Miscellaneous receipts ...	8,407	210	8,617	1. Head Works ...	72,931	2,990	75,921
12. Deduct—Refunds	50	...	50	2. Main Canals and Branches ...	1,61,829	5,869	1,67,698
Total ...	7,18,631	53,341	7,71,972	3. Distributaries ...	15,321	251	15,572
				Total ...	2,50,081	9,110	2,59,191
II.—INDIRECT RECEIPTS.							
Irrigation share of Land Revenue collected in the Civil Department.	IV.—ESTABLISHMENT.			
Enhanced Revenue as per Government Resolution No. 428, dated 6th August 1875.	27,915	594	28,509	1 & 2. Direction and Accounts ...	2,90,756	10,598	3,01,354
Total ...	27,915	594	28,509	3. Executive ...			
				Total ...	2,90,756	10,598	3,01,354
Total, Receipts ...	7,46,546	53,935	8,00,481	V.—TOOLS AND PLANT ...	8,135	284	8,419
Carried over ...	7,46,546	53,935	8,00,481	Carried over ...	5,91,730	23,596	6,15,326

IRRIGATION BRANCH.

BOMBAY PRESIDENCY.

PUBLIC WORKS DEPARTMENT.

ADMINISTRATIVE ACCOUNTS FOR THE YEAR 1922-1923.

KA DWA RIVER WORKS.

CANAL PROJECT.

No. 3.—Revenue Account for, and to end of, 1922-1923—continued.

Receipts.	Total.			Charges.	Total.		
	Previous.	1922-1923.	Total.		Previous.	1922-1923.	Total.
	Rs.	Rs.	Rs.		Rs.	Rs.	Rs.
Brought over ...	7,46,546	53,935	8,00,481	Brought over ...	5,91,730	23,596	6,15,326
				VI.—REFUNDS OF REVENUE ...	528	...	528
				Total ...	5,92,258	23,596	6,15,854
				Share of Collection Charges in the Civil Department .	33,982	2,464	36,446
				Total Direct Charges ...	6,26,240	26,060	6,52,300
				Indirect Charges debitable to Revenue Account as per Account No. 5 ...	41,896	1,611	43,507
				Total, Charges ...	6,68,136	27,671	6,95,807
				Balance Net Revenue ...	78,410	26,264	1,04,674
Grand Total ...	7,46,546	53,935	8,00,481	Grand Total ...	7,46,546	53,935	8,00,481

N. B.—Last Capital Account detailed in the Administrative Accounts for 1910-11.

Construction Estimate closed on 31st March 1908—vide Government Resolution No. 2245, dated 25th August 1908.

Completion Report approved in Government Resolution No. 1041, dated 29th April 1910.

Note.—Loss of Revenue due to concessions granted for wheat cultivation during the Rabi Season 1916-1917, under Government Resolution No. A.I. 12327, dated 18th December 1917—Rs. 2,460.

No. 4.—Interest Account for, and to end of, 1922-1923.

	Amount.		Amount.
	Rs.		Rs.
Total interest charges to end of 1921-1922 ...	12,75,871	Net revenue realized to end of 1921-1922	78,410
		Do. during 1922-1923.	26,264
Interest charges for the year 1922-1923. On Rs. 97,741 outlay to end of 1916-17 at the average rate 3.3252 per cent. Subsequent outlay Nil.	32,312		1,04,674
		Balance net interest charges ...	12,03,509
Total ...	13,08,183	Total ...	13,08,183

No. 5.—Account of Indirect Charges for, and to end of, 1922-1923.

Particulars.	Previous.	1921-1922.	Total.
	Rs.	Rs.	Rs.
REVENUE—			
1. Capitalized abatement of Land Revenue ...	11	11
2. Leave and Pension Allowances ...	41,663	1,484	43,147
3. Audit and Accounts Establishment ...	222	127	349
Total ...	41,896	1,611	43,507

IRRIGATION BRANCH.

BOMBAY PRESIDENCY.

PUBLIC WORKS DEPARTMENT.

ADMINISTRATIVE ACCOUNTS FOR THE YEAR 1922-1923.

CHANKAPUR TANK.

TANK PROJECT.

No. 2.—Capital Account for, and to end of, 1922-1923.

Heads of Account.	DIRECT CHARGES.			Cost of Construction as now estimated. (Construction estimate closed on 31st March 1910.)	Expenditure against closed estimates.
	Previous.	1922-1923.	Total.		
I.—WORKS.	Rs.	Rs.	Rs.	Rs.	Rs.
(1)—Head Works.					
A. Preliminary Expenses ...	7,678	...	7,678	7,678	7,678
B. Land ...	19,056	...	19,056	19,056	19,056
C. Masonry Works ...	8,82,680	...	8,82,680	8,82,680	8,82,680
K. Buildings ...	11,459	1,046	12,505	18,396	11,459
L. Earth-work ...	1,16,773	...	1,16,773	1,16,773	1,16,773
P. Maintenance ...	5,610	...	5,610	5,610	5,610
Total, Head Works ...	10,43,256	1,046	10,44,302	10,50,193	10,43,256
(2)—Main Canals and Branches.					
A. Preliminary Expenses ...	1,289	...	1,289	1,349	349
B. Land ...	13,151	—2,986	10,165	10,589	2,102
C. Masonry Works ...	1,72,245	67	1,72,312	2,13,857	1,25,966
C (b). Falls and Weirs ...	392	...	392	392	392
C (c). River and Hill Torrent Works.	71,143	...	71,143
C (e). Bridges ...	718	...	718
K. Buildings ...	11,990	1,047	13,037	8,730	6,148
L. Earth-work ...	1,71,462	—155	1,71,277	2,17,413	92,086
M. Plantations ...	5,183	...	5,183	5,183	5,183
O. Miscellaneous ...	4,281	...	4,281	521	...
P. Maintenance ...	506	...	506	700	...
Total, Main Canals and Branches ...	4,52,360	—2,057	4,50,303	4,58,734	2,32,226
(3)—Distributaries.					
A. Preliminary Expenses ...	8,433	...	8,433	6,717	6,717
B. Land ...	3,221	...	3,221	3,221	3,221
C. Masonry Works ...	5,373	...	5,373	5,373	5,373
K. Buildings	3,271	3,271
L. Earth-work ...	7,794	...	7,794	7,794	7,794
O. Miscellaneous ...	54,694	8,508	58,202	54,989	29,880
Total, Distributaries ...	79,515	6,779	86,294	78,044	52,485
Total, I.—Works ...	15,75,131	5,768	15,80,899	15,86,971	13,27,967
Carried over ...	15,75,131	5,768	15,80,899	15,86,971	13,27,967

IRRIGATION BRANCH.

BOMBAY PRESIDENCY.

PUBLIC WORKS DEPARTMENT.

ADMINISTRATIVE ACCOUNTS FOR THE YEAR 1922-1923.

CHANKAPUR TANK.

TANK PROJECT.

No. 2.—Capital Account for, and to end of, 1922-1923—continued.

Heads of Account.	DIRECT CHARGES.			Cost of Construction as now estimated. (Construction estimate closed on 31st March 1910.)	Expenditure against closed estimates.
	Previous.	1922-1923.	Total.		
	Rs.	Rs.	Rs.	Rs.	Rs.
Brought forward ...	15,75,131	5,768	15,80,899	15,86,971	13,27,967
II.—ESTABLISHMENT.					
1 & 2. Direction and Accounts ...	3,34,197	1,483	3,35,680	3,36,690	2,78,510
3. Executive ...					
Total, II.—Establishment ...	3,34,197	1,483	3,35,680	3,36,690	2,78,510
III.—TOOLS AND PLANT ...	60,876	128	61,004	60,014	56,129
Grand Total ...	19,70,204	7,379	19,77,583	19,83,675	16,62,606
V.—Less Receipts on Capital Account	2,132	...	2,132	2,132	2,132
Net Outlay ...	19,68,072	7,379	19,75,451	19,81,543	16,60,474
APPORTIONMENT.					
Chargeable to 35.—Construction of Protective Irrigation Works .	18,93,561	...	18,93,561	19,81,543	16,60,474
Do. 43.—Minor Works and Navigation ...	34,316	...	34,316		
Do. 55.—Construction of Irrigation Works Provincial ...	40,195	7,379	47,574		
Total ...	19,68,072	7,379	19,75,451	19,81,543	16,60,474

IRRIGATION BRANCH.

BOMBAY PRESIDENCY.

PUBLIC WORKS DEPARTMENT.

ADMINISTRATIVE ACCOUNTS FOR THE YEAR 1922-1923.

CHANKA'PUR TANK.

TANK PROJECT.

No. 3.—Revenue Account for, and to end of, 1922-1923.

Receipts.	Total.			Charges.	Total.		
	Previous.	1922-1923.	Total.		Previous.	1922-1923.	Total.
	Rs.	Rs.	Rs.		Rs.	Rs.	Rs.
I.—DIRECT RECEIPTS.				I.—EXTENSIONS AND IMPROVEMENTS.			
1. Water-rates from Irrigation ...	1,76,044	84,355	2,10,399	1. Head Works ...	7,867	...	7,867
3. Sales of water ...	25	6	31	2. Main Canals and Branches ...	14,352	2,759	17,111
5. Plantations ...	740	227 416	1,383	Total ...	22,219	2,759	24,978
6. Other Canal Produce. ...				II.—MAINTENANCE AND REPAIRS.			
9. Rents of Buildings.	289	...	289	1 Head Works ...	45,659	4,750	50,409
10. Fines ...	332	82	414	2. Main Canals and Branches ...	43,637	4,109	47,746
11. Miscellaneous Receipts ...	2,436	186	2,622	3. Distributaries ...	5,623	1,157	6,780
12. Deduct refunds	6	6	Total ...	94,919	10,016	1,04,935
Total ...	1,79,866	35,266	2,15,132	IV.—ESTABLISHMENT.			
II.—INDIRECT RECEIPTS.				1 & 2. Direction and Accounts ...	79,950	10,649	90,599
Irrigation share of Land Revenue collected in the Civil Department.	3. Executive ...			
Total, Receipts ...	1,79,866	35,266	2,15,132	Total ...	79,950	10,649	90,599
				V.—TOOLS AND PLANT ...	4,250	255	4,535
				VI.—REFUNDS OF REVENUE ...	40	...	40
				Total ...	2,01,378	23,709	2,25,087
				Share of Collection Charges in the Civil Department ...	8,821	1,722	10,543
				Total Direct Charges ...	2,10,199	25,431	2,35,630
				Indirect Charges debitable to Revenue Account as per Account No. 5 ...	11,335	1,619	12,954
				Total Charges ...	2,21,534	27,050	2,48,584
				Balance Net Revenue ...	—41,668	8,216	—33,452
Grand Total ...	1,79,866	35,266	2,15,132	Grand Total ...	1,79,866	35,266	2,15,132

N. B.—Construction Estimate closed on 31st March 1910—vide G. R. No. 872, dated 1st April 1910.
Completion Report approved in G. R. No. 443, dated 3rd March 1911.

Note.—Loss of Revenue due to concessions granted for wheat cultivation during the Rabi Season 1916-1917 vide G. R. No. A.I.—12327, dated 18th December 1917, Rs. 4,385.

IRRIGATION BRANCH.

BOMBAY PRESIDENCY.

PUBLIC WORKS DEPARTMENT.

ADMINISTRATIVE ACCOUNTS FOR THE YEAR 1922-1923.

CHANKA'PUR TANK.

TANK PROJECT.

No. 4.—Interest Account for, and to end of, 1922-1923.

	Amount.		Amount.
	Rs.		Rs.
Total interest charges to end of 1921-1922	9,82,023	Net revenue realized to end of 1921-1922	—41,668
Interest charges for the year 1922-1923—			
On Rs. 18,41,062 outlay to end of the year 1916-17 at the average rate 3.3252 per cent.	Rs. 61,219	Do. during 1922-1923...	8,216
On subsequent outlay	„ 7,162		—33,452
	68,381	Balance net interest charges ..	10,83,856
Total ...	10,50,404	Total ..	10,50,404

No. 5.—Account of Indirect Charges for, and to end of, 1922-1923.

Particulars.	Previous.	1922-1923.	Total.
	Rs.	Rs.	Rs.
CAPITAL—			
1. Capitalized abatement of Land Revenue ...	18,894	1,116	20,010
2. Leave and Pension Allowances ...	47,426	208	47,634
3. Audit and Accounts Establishment ...	311	58	369
Total ..	66,631	1,382	68,013
REVENUE—			
2. Leave and Pension Allowances ...	11,192	1,491	12,683
3. Audit and Accounts Establishment ...	143	128	271
Total ...	11,335	1,619	12,954

No. 6.—Statement comparing charges to date with sanctioned Estimates.

Particulars.	CHARGES AGAINST CLOSED SANCTIONS.			CURRENT SANCTIONS.			Total charges to date against old and current sanctions.	REMARKS.
	Expenditure against construction Estimate.	Expenditure against open Capital sanctions.	Total.	Charges to date	Amount of sanctioned Estimate.	Unspent balance of Estimate.		
	Rs.	Rs.	Rs.	Rs.	Rs.	Rs.	Rs.	
DIRECT CHARGES.								
Works ...	12,04,069	1,23,898	13,27,967	2,52,932	2,59,004	6,072	15,80,899	Revised Estimate sanctioned by the Government of India under their letter No. 12-L., dated 18th January 1921, communicated in Government Order (P.W.D.), No. W.I.-4345, dated 14th March 1921 G. R. No. 888, dated 11th September 1922 G. R. No. 2849, dated 28th October 1922 G. R. No. 8279, dated 16th January 1923
Establishment ...	2,51,351	27,159	2,78,510	57,170	58,180	1,010	3,35,680	
Tools and Plant ...	62,947	—6,818	56,129	4,875	3,885	—990	61,004	
Total ...	15,18,367	1,44,239	16,62,606	3,14,977	3,21,069	6,092	19,77,582	
Less—Receipts on Capital Account.	2,132	...	2,132	2,132	
Net Total ...	15,16,235	1,44,239	16,60,474	3,14,977	3,21,069	6,092	19,75,451	
INDIRECT CHARGES.								
Capitalized abatement of Land Revenue ...	16,235	1,037	17,272	2,738	2,112	—626	20,010	
Leave and Pension Allowances ...	35,829	3,801	39,630	8,004	8,148	142	47,634	
Audit and Accounts Establishment	363	93	—273	369	
Total ...	52,064	4,838	56,902	11,111	10,354	—757	68,013	
Grand Total ...	15,68,299	1,49,077	17,17,376	3,26,088	3,31,423	5,335	20,48,464	

IRRIGATION BRANCH.

BOMBAY PRESIDENCY.

PUBLIC WORKS DEPARTMENT.

ADMINISTRATIVE ACCOUNTS FOR THE YEAR 1922-1923.

PRAVARA RIVER WORKS—LA'KH CANAL.

CANAL PROJECT.

No. 3.—Revenue Account for, and to end of, 1922-1923.

Receipts.	Total.			Charges.	Total.		
	Previous.	1922-1923.	Total.		Previous.	1922-1923.	Total.
	Rs.	Rs.	Rs.		Rs.	Rs.	Rs.
I.—DIRECT RECEIPTS				I.—EXTENSIONS AND IMPROVEMENTS.			
1. Water-rates from Irrigation ...	63,875	942	64,817	1. Head Works ...	629	...	629
3. Sales of water ...	59	...	59	2. Main Canals and Branches ...	86	414	500
5. Plantations ...	15,310	151	16,104				
6. Other Canal Produce ...		643					
9. Rents of Buildings	86	6	92				
10. Fines ...	273	...	273	Total ...	715	414	1,129
11. Miscellaneous Receipts ...	711	...	711				
Total ...	80,314	1,742	82,056	II.—MAINTENANCE AND REPAIRS.			
				1. Head Works ...	10,715	403	11,118
II.—INDIRECT RECEIPTS.				2. Main Canals and Branches ...	1,46,152	1,246	1,47,398
Irrigation share of Land Revenue collected in the Civil Department	3. Distributaries ...	5,646	104	5,750
Revenue for "Gal-per" land treated as Land Revenue—vide Government Resolution No. 1829, dated 23rd November 1893 ...	6,876	225	7,101	Total ...	1,62,513	1,753	1,64,266
Total ...	6,876	225	7,101				
				IV.—ESTABLISHMENT.			
				1 & 2. Direction and Accounts ...	1,58,001	1,723	1,59,724
				Total ...	1,58,001	1,723	1,59,724
Total Receipts ...	87,190	1,967	89,157	V.—TOOLS AND PLANT ...	3,055	48	3,103
Carried over ...	87,190	1,967	89,157	Carried over ...	3,24,284	3,938	3,28,222

IRRIGATION BRANCH.

BOMBAY PRESIDENCY.

PUBLIC WORKS DEPARTMENT.

ADMINISTRATIVE ACCOUNTS FOR THE YEAR 1922-1923.

PRAYAGA RIVER WORKS—LAKH CANAL.

CANAL PROJECT.

No. 3.—Revenue Account for, and to end of, 1922-1923—continued.

Receipts.	Total.			Charges.	Total.		
	Previous.	1922-1923.	Total.		Previous.	1922-1923.	Total.
	Rs.	Rs.	Rs.		Rs.	Rs.	Rs.
Brought forward ...	87,190	1,967	89,157	Brought forward ...	3,24,284	3,938	3,28,222
				VI.—REFUNDS OF REVENUE ...	116	...	116
				Total ...	3,24,400	3,938	3,28,338
				Share of Collection Charges in the Civil Department ..	3,890	70	3,960
				Total, Direct Charges ..	3,28,290	4,008	3,32,298
				Indirect Charges debitable to Revenue Account as per Account No. 5 ...	23,827	263	24,090
				Total, Charges ...	3,52,117	4,271	3,56,388
				Balance Net Revenue ...	-2,64,927	-2,304	-2,67,231
Grand Total ...	87,190	1,967	89,157	Grand Total ...	87,190	1,967	89,157

N.B.—Last Capital Account detailed in the Administrative Accounts for 1894-95.

Construction Estimate closed on 31st March 1894—vide Government Resolution No. 1707, dated 2nd November 1894.

Completion Report approved in Government Resolution No. 87, dated 20th January 1896, and No. 1187, dated 17th August 1896.

Note.—Loss of Revenue due to concessions granted for wheat cultivation during the Rabi season 1916-1917—vide Government Resolution No. A. I.—12327, dated 18th December 1917, Rs. 250.

No. 4.—Interest Account for, and to end of, 1922-1923.

	Amount.		Amount.
	Rs.		Rs.
Total Interest charges to end of 1921-1922 ...	7,16,728	Net revenue realized to end of 1921-22...	-2,64,927
Interest charges for the year 1922-1923 (On Rs. 3,52,446 outlay to end of 1916-17 at the average rate of 3-3252 per cent.) ...	11,720	Do. during 1922-23...	- 2,304
Subsequent outlay—nil ...			-2,67,231
Total ...	7,28,518	Balance net Interest charges ...	9,95,749
		Total ...	7,28,518

No. 5.—Account of Indirect Charges for, and to end of, 1922-1923.

Particulars.	Previous.	1920-1920	Total.
	Rs.	Rs.	Rs.
REVENUE—			
2. Leave and Pension Allowances ...	23,777	241	24,018
3. Audit and Accounts Establishment ...	50	22	72
Total ...	23,827	263	24,090

IRRIGATION BRANCH.

BOMBAY PRESIDENCY.

PUBLIC WORKS DEPARTMENT.

ADMINISTRATIVE ACCOUNTS FOR THE YEAR 1922-1923.

GODA'VARI CANAL.

CANAL PROJECT.

No. 2.—Capital Account for, and to end of, 1922-1923.

Heads of Account.	DIRECT CHARGES.			Cost of Construction as now estimated (Construction estimates closed on 31st March 1916).	Expenditure against closed estimates.
	Previous.	1922-1923.	Total.		
	Rs.	Rs.	Rs.	Rs.	Rs.
I.—WORKS.					
(1)—Head Works.					
A. Preliminary Expenses ...	5,480	...	5,480	5,480	5,480
B. Land ...	9,49,157	460	9,49,617	9,17,341	9,15,341
C. Works ...	32,25,160	5,701	32,30,861	32,47,965	31,56,083
K. Buildings ...	49,527	1,936	51,463	42,777	42,777
O. Miscellaneous ...	152	...	152	152	152
P. Maintenance ...	18,007	...	18,007	18,007	18,007
Total Head Works ...	42,47,483	8,097	42,55,580	42,31,722	41,37,840
(2)—Main Canals and Branches.					
A. Preliminary Expenses ...	29,652	...	29,652	29,652	29,652
B. Land ...	1,07,788	...	1,07,788	1,06,806	1,06,542
D. Regulators ...	23,752	...	23,752	30,011	28,177
F. River and Hill Torrent Works ...	11,01,009	...	11,01,009	11,04,340	10,86,087
G. Bridges ...	1,03,799	3,363	1,07,162	1,13,828	92,651
H. Escapes ...	20,437	...	20,437	20,431	18,989
K. Buildings ...	1,91,032	3,823	1,94,855	1,95,274	1,88,165
L. Earth-work ...	17,59,961	6,648	17,66,609	17,62,561	17,18,741
M. Plantations ...	8,907	...	8,907	8,907	8,907
O. Miscellaneous ...	15,350	...	15,350	12,680	12,680
P. Maintenance ...	16,033	...	16,033	16,318	15,318
Total Main Canals and Branches ...	33,83,720	13,834	33,97,554	34,00,808	33,05,909
(3)—Distributaries.					
A. Preliminary Expenses ...	11,663	367	12,030	13,483	8,762
B. Land ...	23,063	...	23,063	30,081	26,513
C. Works ...	1,11,137	...	1,11,137	1,10,729	1,00,642
L. Earth-work ...	1,74,380	...	1,74,380	1,73,917	1,73,319
O. Miscellaneous ...	2,09,157	...	2,09,157	2,04,266	1,65,968
Total Distributaries ...	5,34,400	367	5,34,767	5,32,476	4,75,204
Liabilities on completed works	8,967	...
Total I.—Works ...	81,65,603	22,298	81,87,901	81,68,978	79,18,953
II.—ESTABLISHMENT.					
1 & 2. Direction and Accounts ...	13,26,154	5,732	13,31,886	12,96,691	12,46,359
3. Executive
Total Establishment ...	13,26,154	5,732	13,31,886	12,96,691	12,46,359
III.—Tools and Plant ...	2,26,476	498	2,26,974	2,26,018	2,22,561
IV.—Suspense Accounts	2,245	2,245
Grand Total ...	97,18,233	28,528	97,46,761	96,93,927	93,90,113
V.—Less Receipts on Capital Account ...	2,026	...	2,026	2,026	2,026
Net Outlay ...	97,16,207	28,528	97,44,735	96,91,901	93,88,092
APPORTIONMENT.					
Chargeable to 35—Construction of Protective Irrigation Works ...	96,67,046	...	96,67,046	96,91,901	93,88,092
Chargeable to 55.—Construction of Irrigation Works—Provincial ...	49,161	28,528	77,689		
Total ...	97,16,207	28,528	97,44,735	96,91,901	93,88,092

IRRIGATION BRANCH.

BOMBAY PRESIDENCY

PUBLIC WORKS DEPARTMENT.

ADMINISTRATIVE ACCOUNTS FOR THE YEAR 1922-1923.

GODA'VARI CANAL.

CANAL PROJECT.

No. 3.—Revenue Account for, and to end of, 1922-1923.

Receipts.	Total.			Charges.	Total.		
	Previous.	1922-1923.	Total.		Previous.	1922-1923.	Total.
	Rs.	Rs.	Rs.		Rs.	Rs.	Rs.
I.—DIRECT RECEIPTS.				I.—EXTENSIONS AND IMPROVEMENTS.			
1. Water-rates from Irrigation ...	27,79,273	5,11,872	32,91,145	1. Head Works ...	11,059	2,266	13,325
3. Sales of water ...	14,693	2,898	17,591	2. Main Canals and Branches ...	48,575	8,233	56,808
4. Water supply of towns	3,233	3,233	3. Distributaries ...	386	5,075	5,461
5. Plantations ...	3,055	104	3,159	Total ...	60,020	15,574	75,594
6. Other Canal Produce ...	4,911	687	5,598	II.—MAINTENANCE AND REPAIRS.			
8. Navigation ...	55	23	78	1. Head Works ...	1,00,934	10,762	1,11,696
9. Rents of Buildings.	4,220	597	4,817	2. Main Canals and Branches ...	5,98,460	70,322	6,68,782
10. Fines ...	4,360	1,156	5,516	3. Distributaries ..	76,433	23,557	99,990
11. Miscellaneous Receipts ...	70,741	18,199	88,940	Total ...	7,75,827	1,04,641	8,80,468
12. Deduct—Refunds.	859	363	1,222	IV.—ESTABLISHMENT.			
Total ...	28,80,449	5,38,406	34,18,855	1 & 2. Direction and Accounts ...	5,27,154	95,883	6,23,037
				3. Executive
				Total ...	5,27,154	95,883	6,23,037
				V.—TOOLS AND PLANT ...	17,021	2,779	19,800
				VI.—REFUNDS OF REVENUE	43,571	...	43,571
				Less—Receipts on Revenue Account	95	95
				Total ...	14,23,593	2,18,782	16,42,375
II.—INDIRECT RECEIPTS.				Share of Collection Charges in the Civil Department ...	1,41,695	26,395	1,68,090
Irrigation share of Land Revenue collected in the Civil Department.	Total direct Charges ...	15,65,288	2,45,177	18,10,465
				Indirect Charges debitable to Revenue Account as per Account No. 5 ...	74,928	14,626	89,554
Total, Receipts ...	28,80,449	5,38,406	34,18,855	Total Charges ...	16,40,216	2,59,803	19,00,019
				Balance Net Revenue ...	12,40,233	2,78,608	15,18,836
Grand Total ...	28,80,449	5,38,406	34,18,855	Grand Total ...	28,80,449	5,38,406	34,18,855

N. B.—Construction Estimate closed on 31st March 1916—vide Government Order No. A. I.—3470, dated 28th March 1916.

Note.—Loss of Revenue due to concessions granted for wheat cultivation during the Rabi season 1916-1917—vide Government Resolution No. A. I.—12327, dated 18th December 1917, Rs. 81,760.

IRRIGATION BRANCH.

BOMBAY PRESIDENCY.

PUBLIC WORKS DEPARTMENT.

ADMINISTRATIVE ACCOUNTS FOR THE YEAR 1922-1923.

GODA'WARI CANAL.

CANAL PROJECT.

No. 4.—Interest Account for, and to end of, 1922-1923.

	Amount.		Amount.
Total interest charges to end of 1921-1922	Rs. 36,95,180	Net revenue realized to end of 1921-1922	Rs. 12,40,233
Interest charges for the year 1922-1923. On Rs. 95,21,042 outlay to end of the year 1916-17 at the average rate 3·8252 per cent. 3,16,594	3,28,071	Net revenue realized during 1922-1923	2,78,603
Subsequent outlay Rs. 2,09,429 (from 1917-18 to 1921-22 and half of 1922-23) at the average rate 5·48 per cent. ... 11,477			15,18,836
Total ...	40,23,201	Balance net interest charges ...	25,04,365
		Total ...	40,23,201

No. 5.—Account of Indirect Charges for, and to end of, 1922-1923.

Particulars.	Previous.	1922-1923.	Total.
CAPITAL—	Rs.	Rs.	Rs.
1. Capitalized abatement of Land Revenue	3,09,393	1,758	3,11,151
2. Leave and Pension Allowances... ..	1,85,659	802	1,86,461
3. Audit and Accounts Establishment	380	233	603
Total ...	4,95,432	2,783	4,98,215
REVENUE—			
1. Capitalized statement of Land Revenue	73,799	13,424	87,223
2. Leave and Pension Allowances	1,129	1,202	2,331
3. Audit and Accounts Establishment			
Total ...	74,928	14,626	89,554

No. 6.—Statement comparing Charges to date with sanctioned Estimates.

Particulars.	CHARGES AGAINST CLOSED SANCTIONS.			CURRENT SANCTIONS.			Total charges to date against old and current sanctions.	Remarks.
	Expenditure against construction Estimate.	Expenditure against open Capital sanctions.	Total.	Charges to date.	Amount of sanctioned Estimate.	Unspent balance of Estimate.		
DIRECT CHARGES.	Rs.	Rs.	Rs.	Rs.	Rs.	Rs.	Rs.	
Works ...	78,92,733	26,220	79,18,953	2,64,948	2,50,020	—18,928	81,87,901	Rs. 2,00,549 4,641 1,863 75,184 21,916 1,660 4,063 3,744 2,674 Total ... 3,16,793
Establishment ...	12,40,613	5,746	12,46,359	85,527	50,832	—35,195	13,31,886	
Tools and Plant ...	2,21,997	564	2,22,561	4,413	3,457	—956	2,26,974	
Suspense Accounts ...	2,245	...	2,245	—2,245	...	2,245	...	
Total ...	93,57,588	32,530	93,90,118	3,56,643	3,03,809	—52,834	97,46,761	
Less—Receipts on Capital Account...	2,026	...	2,026	2,026	
Net Total ...	93,55,562	32,530	93,88,092	3,56,643	3,03,809	—52,834	97,44,735	
INDIRECT CHARGES.								
Capitalized abatement of Land Revenue ...	3,07,005	...	3,07,005	4,146	5,832	1,686	3,11,151	Extract paragraph 1 of Government of India (Public Works Department) letter No. 5941, dated 31st October 1917, communicated under Government memorandum (Public Works Department) No. 1-109, dated 5th January 1918 G. R. (P.W.D.) No. W.I.-5085, dated 18th May 1918 G. R. (P.W.D.) No. W.I.-10321, dated 24th August 1918 G. R. (P.W.D.) No. W.I.-2827, dated 18th March 1919 G. O. (P.W.D.) No. W.I.-14600, dated 27th September 1921 G. R. No. 2146, dated 6th August 1922 G. R. No. 8347, dated 11th October 1922 G. R. No. 8392, dated 11th January 1923 G. R. No. 8393A, dated 11th January 1923
Leave and Pension Allowances ...	1,73,684	804	1,74,488	11,973	7,049	—4,924	1,86,461	
Audit and Accounts Establishment	603	103	—500	603	
Total ...	4,80,689	804	4,81,493	16,722	12,984	—3,738	4,98,215	
Grand Total ...	98,36,251	33,334	98,69,585	3,73,365	3,16,793	—56,572	1,02,42,950	

IRRIGATION BRANCH.

BOMBAY PRESIDENCY.

PUBLIC WORKS DEPARTMENT.

ADMINISTRATIVE ACCOUNTS FOR THE YEAR 1922-1923.

PRAVARA RIVER CANAL.

CANAL PROJECT.

No. 2.—Capital Account for, and to end of, 1922-1923.

Heads of Account.	DIRECT CHARGES.			Cost of construction as now estimated.	Expenditure against closed estimates.
	Previous.	1922-1923.	Total.		
L.—WORKS.	Rs.	Rs.	Rs.	Rs.	Rs.
(1)—Head Works.					
A. Preliminary Expenses ...	5,364	285	5,649	7,834
B. Land ...	87,412	143	87,555	1,10,512
C. Works ...	46,42,924	4,84,611	51,31,535	56,31,711
K. Buildings ...	56,430	27,969	84,399	98,965
O. Miscellaneous ...	68,188	79,480	1,47,668	1,89,274
P. Maintenance ...	55,462	4,639	60,101	90,795
Total, Head Works ...	49,15,780	6,01,127	55,16,907	61,29,091
(2)—Main Canals and Branches.					
A. Preliminary Expenses ...	12,760	...	12,760	13,677
B. Land ...	62,454	...	62,454	84,787
D. Regulators ...	50,014	...	50,014	50,350
E. Falls and Weirs ...	15,649	...	15,649	15,648
F. River and Hill torrent works ...	4,77,748	...	4,77,748	4,77,750
G. Bridges ...	1,10,135	...	1,10,135	1,10,146
H. Escapes ...	20,160	...	20,160	20,161
K. Buildings ...	1,50,606	87,447	2,38,053	4,28,523
L. Earth-work ...	15,88,877	...	15,88,877	15,90,908
M. Plantations ...	78,976	4,770	78,746	1,06,203
O. Miscellaneous ...	31,600	...	31,600	35,203
P. Maintenance ...	34,219	...	34,219	38,341
Total, Main Canals and Branches ...	26,28,198	92,217	27,20,415	29,71,697
Carried over ...	75,43,978	6,93,344	82,37,322	91,00,788

IRRIGATION BRANCH.

BOMBAY PRESIDENCY.

PUBLIC WORKS DEPARTMENT.

ADMINISTRATIVE ACCOUNTS FOR THE YEAR 1922-1923.

PRAVARA RIVER CANAL.

CANAL PROJECT.

No. 2.—Capital Account for, and to end of, 1922-1923—continued.

Heads of Account.	DIRECT CHARGES.			Cost of construction as now estimated.	Expenditure against closed estimates.
	Previous.	1922-23.	Total.		
	Rs.	Rs.	Rs.	Rs.	Rs.
Brought forward ...	75,43,978	6,93,344	82,37,322	91,00,788
I.—WORKS—continued.					
(3)—Distributaries.					
A. Preliminary Expenses ...	11,523	...	11,523	15,969
B. Land ...	59,481	7,375	66,856	94,319
C. Works ...	2,65,350	26,178	2,91,528	4,22,058
L. Earth-work ...	1,92,887	3,643	1,96,530
O. Miscellaneous ...	3,19,563	439	3,20,002	6,47,433
P. Maintenance ...	296	754	1,050
Total, Distributaries ...	8,49,100	38,389	8,87,489	11,79,779
(5) Water Courses.					
A. Preliminary Expenses
B. Land
C. Works	39,415	39,415
L. Earth-work	21,323	21,323
O. Miscellaneous	33,118	33,118
P. Maintenance	112	112
Total Water Courses	93,968	93,968
(6) Special Tools and Plant ...	4,87,175	50,720	5,37,895	4,06,135
Total, I.—Works ...	88,80,253	8,76,421	97,56,674	1,06,86,702
II.—ESTABLISHMENT.					
1 & 2. Direction and Accounts ...	20,40,162	2,25,316	22,65,478	24,04,508
3. Executive ...					
Total, II.—Establishment ...	20,40,162	2,25,316	22,65,478	24,04,508
III.—TOOLS AND PLANT ...	2,60,824	21,303	2,82,127	3,20,601
IV.—Suspense Accounts ...	194	—190	4
Grand Total ..	1,11,81,433	11,22,850	1,23,04,283	1,34,11,811
V.—Less Receipts on Capital Account.	13,381	2,331	15,712	9,320
Net Outlay ...	1,11,68,052	11,20,519	1,22,88,571	1,34,02,491
APPORTIONMENT.					
Chargeable to 35—Construction of Protective Irrigation Works, Imperial ...	96,49,879	...	96,49,879	1,34,02,391
Chargeable to 43—Minor Works and Navigation ...	22,623	...	22,623		
Chargeable to 33—Famine Relief ...	5,13,868	...	5,13,868		
Chargeable to 55—Construction of Irrigation Works, Provincial ...	9,81,682	11,20,519	21,02,201		
Total ...	1,11,68,052	11,20,519	1,22,88,571	1,34,02,491

IRRIGATION BRANCH.

BOMBAY PRESIDENCY.

PUBLIC WORKS DEPARTMENT.

ADMINISTRATIVE ACCOUNTS FOR THE YEAR 1922-1923.

PRAVARA RIVER CANAL.

CANAL PROJECT.

No. 3.—Revenue Account for, and to end of, 1922-1923.

Receipts.	Total.			Charges.	Total.		
	Previous.	1922-1923.	Total.		Previous.	1922-1923.	Total.
	Rs.	Rs.	Rs.		Rs.	Rs.	Rs.
I.—DIRECT RECEIPTS.				I.—EXTENSIONS AND IMPROVEMENTS.			
1. Water-rates from Irrigation ...	1,66,186	52,322	2,18,508	2. Main Canals and Branches ...	5,000	498	5,498
3. Sales of water ...	138	31	169	II.—MAINTENANCE AND REPAIRS.			
5. Plantations ...	3,948	2,590	6,538	2. Main Canals and Branches ...	1,24,627	17,115	1,41,742
6. Other Canal Produce ...	1,227	240	1,467	3. Distributaries ...	10,421	4,471	14,892
9. Rents of Buildings ...	789	2	791	Total ...	1,35,048	21,586	1,56,634
10. Fines ...	290	9	299	IV.—ESTABLISHMENT.			
11. Miscellaneous Receipts ...	2,578	450	3,028	1 & 2. Direction and Accounts ...	90,267	17,561	1,07,828
Total ...	1,75,156	55,644	2,30,800	3. Executive ...			
				Total ...	90,267	17,561	1,07,828
				V.—TOOLS AND PLANT ...	3,037	493	3,530
II.—INDIRECT RECEIPTS.				VI.—REFUNDS OF REVENUE ...	462	...	462
Irrigation share of Land Revenue collected in the Civil Department	Total ...	2,33,814	40,138	2,73,952
				Share of Collection Charges in the Civil Department ...	8,319	2,617	10,936
Total Receipts ...	1,75,156	55,644	2,30,800	Total, Direct Charges ...	2,42,133	42,755	2,84,888
				Indirect Charges debitable to Revenue Account as per Account No. 5 ...	12,833	2,680	15,513
				Total, Charges ...	2,54,966	45,435	3,00,401
				Balance Net Revenue ...	—79,810	10,209	—69,601
Grand Total ...	1,75,156	55,644	2,30,800	Grand Total ...	1,75,156	55,644	2,30,800

Note.—Loss of Revenue due to concessions granted for wheat cultivation during the Rabi Season 1916-1917, vide G.R. No. A.I. 12327 dated 18th December 1917, Rs. 732.

IRRIGATION BRANCH.

BOMBAY PRESIDENCY.

PUBLIC WORKS DEPARTMENT.

ADMINISTRATIVE ACCOUNTS FOR THE YEAR 1922-1923.

PRAVARA RIVER CANALS.

CANAL PROJECT.

No. 4.—Interest Account for, and to end of, 1922-1923.

	Amount.		Amount.
	Rs.		Rs.
Total interest charges to end of 1921-1922 ...	25,11,821	Net Revenue realized to end of 1921-1922 ...	—79,810
Interest charges for the year 1922-1923 ...	5,01,709	Do. during 1922-1922 ...	10,209
On Rs. 65,43,657 outlay to end of the year 1916-17 at the average rate 3.3252 per cent.			
Rs. 2,17,590 ...			—69,601
On subsequent outlay 51,84,631 (from 1917-18 to 1921-22 and half of 1922-23.)			
Rs. 2,84,119 ...		Balance net interest charges ...	30,83,131
Total ...	30,13,530	Total ...	30,13,530

No. 5.—Account of Indirect Charges for, and to end of, 1922-1923.

Particulars.	Previous.	1922-1923.	Total.
	Rs.	Rs.	Rs.
CAPITAL—			
1. Capitalized abatement of Land Revenue ...	64,734	1,797	66,531
2. Leave and Pension Allowances ...	2,85,623	31,544	3,17,167
3. Audit and Accounts Establishment ...	7,591	8,764	16,355
Total ..	3,57,948	42,105	4,00,053
REVENUE—			
2. Leave and Pension Allowances ...	12,638	2,459	15,097
3. Audit and Accounts Establishment ...	196	221	416
Total ...	12,833	2,680	15,513

IRRIGATION BRANCH.

BOMBAY PRESIDENCY.

PUBLIC WORKS DEPARTMENT.

ADMINISTRATIVE ACCOUNTS FOR THE YEAR 1922-1923.

PRAVARA RIVER CANALS.

No. 6.—Statement comparing Charges to date with sanctioned Estimates.

Particulars.	CHARGES AGAINST CLOSED SANCTIONS.			CURRENT SANCTIONS.			Total charges to date against old and current sanctions.	REMARKS.
	Expenditure against construction Estimate.	Expenditure against open Capital sanctions.	Total.	Charges to date.	Amount of sanctioned Estimate.	Unspent balance of Estimate.		
	Rs.	Rs.	Rs.	Rs.	Rs.	Rs.	Rs.	
DIRECT CHARGES.								
Works	97,56,874	1,06,88,702	9,30,028	97,56,874	Second Revised estimate for the Pravara River Canal Project as sanctioned by the Secretary of State communicated in Government of India's No. 171-I. of 24th June 1922. vide Government Resolution No. 2215, dated 30th October 1922, Rs. 1,50,88,481. Deduct—Estimate of the undermentioned works, as their separate accounts have been prepared as one account for the whole project has been kept in abeyance pending the new project is completed sufficiently to give water to the other canals, vide Government of India's No. 1951-I. of 18th September 1908, communicated in Government Resolution No. 2721 of 20th October 1908:— Rs. Malsadevi Tank ... 3,14,574 Pravara Left Bank Canal ... 3,47,550 Lakh Canal ... 3,71,891 Rs. 10,34,015
Establishment	22,65,478	24,04,508	1,39,013	22,65,478	
Tools and Plant	2,82,127	3,20,601	38,474	2,82,127	
Suspense Account	4	...	—4	4	
Total	1,23,04,288	1,34,11,811	11,07,528	1,23,04,283	
Less—Receipts on Capital Account.	15,712	9,320	—6,392	15,712	
Net Total	1,22,88,571	1,34,02,491	11,13,920	1,22,88,571	
INDIRECT CHARGES.								
Capitalized abatement of Land Revenue	66,531	3,10,343	2,43,812	66,531	
Leave and Pension Allowances	3,17,167	3,36,632	19,465	3,17,167	
Audit and Accounts Establishment	16,355	...	—16,355	16,355	
Total	4,00,053	6,46,975	2,46,922	4,00,053	
Grand Total	1,26,88,624	1,40,49,466	13,60,842	1,26,88,624	

IRRIGATION BRANCH.

BOMBAY PRESIDENCY.

PUBLIC WORKS DEPARTMENT.

ADMINISTRATIVE ACCOUNTS FOR THE YEAR 1922-1923.

PARSUL TANK.

TANK PROJECT.

No. 3.—Revenue Account for, and to end of, 1922-1923.

Receipts.	Total.			Charges.	Total.		
	Previous.	1922-1923.	Total.		Previous.	1922-1923.	Total.
	Rs.	Rs.	Rs.		Rs.	Rs.	Rs.
I.—DIRECT RECEIPTS.				I.—EXTENSIONS AND IMPROVEMENTS.			
1. Water-rates from Irrigation ...	85,885	5,332	91,217	1. Head Works ...	3,707	...	3,707
5. Plantations... }	689	...	691				
6. Other canal produce. }	...	2	...	II.—MAINTENANCE AND REPAIRS.			
7. Water power ...	1,199	...	1,199	1. Head Works ...	8,793	590	9,383
9. Rents of buildings ...	1	...	1	2. Main Canals and Branches ...	16	...	16
10. Fines ...	22	...	22	3. Distributaries ...	4,200	46	4,246
11. Miscellaneous Receipts ...	468	70	538				
Total ...	88,264	5,404	93,668	Total ...	13,009	636	13,645
II.—INDIRECT RECEIPTS.				IV.—ESTABLISHMENT:			
Irrigation share of Land Revenue collected in the Civil Department...	1 & 2. Direction and Accounts ...	23,331	530	23,861
				3. Executive
				Total ...	23,331	530	23,861
				V.—TOOLS AND PLANT ...	980	14	994
				VI.—REFUNDS OF REVENUE ...	177	...	177
Total, Receipts ...	88,264	5,404	93,668	Total ...	41,204	1,180	42,384
				Share of Collection Charges in the Civil Department ...	4,295	267	4,562
				Total, Direct Charges ...	45,499	1,447	46,946
				Indirect Charges debitable to Revenue Account as per Account No. 5 ...	3,269	80	3,349
				Total, Charges ...	48,768	1,527	50,295
				Balance Net Revenue ...	39,496	3,877	43,373
Grand Total ...	88,264	5,404	93,668	Grand Total ...	88,264	5,404	93,668

N. B.—Last Capital Account detailed in the Administrative Accounts for 1897-98. Construction Estimate closed on 31st March 1896—vide Government Resolution No. 396, dated 14th March 1896. Completion Report approved in Government Resolution No. 241, dated 17th January 1896.

Note.—Loss of revenue due to concessions granted for wheat cultivation during the Rabi Season 1916-17—vide Government Resolution No. A.I.—12327, dated 18th December 1917, Rs. 637.

IRRIGATION BRANCH.

BOMBAY PRESIDENCY.

PUBLIC WORKS DEPARTMENT.

ADMINISTRATIVE ACCOUNTS FOR THE YEAR 1922-1923.

PARSUL TANK.

TANK PROJECT.

No. 4.—Interest Account for, and to end of, 1922-1923.

	Amount.		Amount.
	Ra.		Ra.
Total interest charges to end of 1921-1922	2,77,099	Net Revenue realized to end of 1921-1922	39,496
Interest charges for the year 1922-1923	6,917	Net Revenue realized during 1922-1923	3,877
On Rs. 2,08,007 outlay to end of the year 1916-17 at the average rate 3.3252 per cent.	...		43,373
		Balance net interest charges ...	2,40,643
Total ...	2,84,016	Total ...	2,84,016

No. 5.—Account of Indirect Charges for, and to end of, 1922-1923.

Particulars.	Previous.	1922-1923.	Total.
	Ra.	Ra.	Ra.
REVENUE—			
1. Capitalized abatement of Land Revenue
2. Leave and Pension Allowances	3,264	74	3,338
3. Audit and Accounts	5	6	11
Total ...	3,269	80	3,349

IRRIGATION BRANCH.

BOMBAY PRESIDENCY.

PUBLIC WORKS DEPARTMENT.

ADMINISTRATIVE ACCOUNTS FOR THE YEAR 1922-1923.

PRAVARA LEFT BANK CANAL.

CANAL PROJECT.

No. 3.—Revenue Account for, and to end of, 1922-1923.

Receipts.	TOTAL.			Charges.	TOTAL.		
	Previous.	1922-1923.	Total.		Previous.	1922-1923.	Total.
	Rs.	Rs.	Rs.		Rs.	Rs.	Rs.
I.—DIRECT RECEIPTS.				I.—EXTENSIONS AND IMPROVEMENTS.			
1. Water-rates from Irrigation ...	3,56,934	1,10,168	4,67,102	1. Head Works ...	172	...	172
3. Sales of water...	55	7	62	2. Main Canals and Branches ...	5,737	198	5,935
5. Plantations ...	23,983	110	24,439	Total ...	5,909	198	6,107
6. Other canal produce ...		346					
9. Rents of Buildings ...	944	...	944	II.—MAINTENANCE AND REPAIRS.			
10. Fines ...	1,393	54	1,447	1. Head Works ...	3,486	...	3,486
11. Miscellaneous Receipts ...	8,601	427	9,028	2. Main Canals and Branches ...	2,01,722	29,872	2,31,594
Deduct—refunds	91	91	3. Distributaries ...	13,185	4,359	17,544
Total ...	3,91,910	1,11,021	5,02,931	Total ...	2,18,393	34,231	2,52,624
II.—INDIRECT RECEIPTS.				IV.—ESTABLISHMENT.			
Irrigation share of Land Revenue collected in the Civil Department	1 & 2. Direction and Accounts ...	2,09,462	27,377	2,36,839
Enhanced Land Revenue as per Government Resolution No. 275, dated 7th July 1880 ...	3,268	76	3,344	3. Executive ...			
Total ...	3,268	76	3,344	Total ...	2,09,462	27,377	2,36,839
Total, Receipts ...	3,95,178	1,11,097	5,06,275	V.—TOOLS AND PLANT ...	4,750	774	5,524
				VI.—REFUNDS OF REVENUE ...	1,042	...	1,042
				Less receipts on revenue accounts	5	5
				Total ...	4,39,556	62,575	5,02,131
				Share of Collection Charges in the Civil Department ...	18,211	5,518	23,729
				Total, direct Charges ...	4,57,767	68,093	5,25,860
				Indirect Charges debitable to Revenue Account as per Account No. 5 ...	30,200	4,177	34,377
				Total, Charges ...	4,87,967	72,270	5,60,237
				Balance Net Revenue ...	—92,789	38,827	—53,962
Grand Total ...	3,95,178	1,11,097	5,06,275	Grand Total ...	3,95,178	1,11,097	5,06,275

N.B.—Last Capital Account detailed in the Administrative Accounts for 1906-07. Construction Estimate close on 31st March 1893—vide Government Resolution No. 1411, dated 12th September 1893. Completion Report approved in Government Resolution No. 1856, dated 9th December 1895.

IRRIGATION BRANCH.

BOMBAY PRESIDENCY.

PUBLIC WORKS DEPARTMENT.

ADMINISTRATIVE ACCOUNTS FOR THE YEAR 1922-1923.

PRAVARA LEFT BANK CANAL.

CANAL PROJECT.

No. 4.—Interest Account for, and to end of, 1922-1923.

	Amount.		Amount.
	Rs.		Rs.
Total interest charges to end of 1921-1922	5,64,061	Net Revenue realized to end of 1921-1922	—92,789
Interest charges for the year 1922-1923. On Rs. 3,24,317 outlay to end of the year 1916-17 at the average rate 3.3252 per cent.	10,784	Net Revenue realized during 1922-1923 '	38,827 —53,962
		Balance net, interest charges	6,28,807
Total ...	5,74,845	Total ...	5,74,845

No. 5.—Account of Indirect Charges for, and to end of, 1922-1923.

Particulars.	Previous.	1922-1923.	Total.
	Rs.	Rs.	Rs.
REVENUE—			
1. Capitalized abatement of Land Revenue	6	...	6
2. Leave and Pension Allowances	29,961	3,833	33,794
3. Audit and Accounts	233	344	577
Total ...	30,200	4,177	34,377

IRRIGATION BRANCH.

BOMBAY PRESIDENCY.

PUBLIC WORKS DEPARTMENT.

ADMINISTRATIVE ACCOUNTS FOR THE YEAR 1922-1923.

MUTHA CANAL INCLUDING MATOBA TANK.

TANK PROJECT.

No. 2.—Capital Account for, and to end of, 1922-1923.

Heads of Account.	DIRECT CHARGES.			Cost of Construction as now estimated. (Construction estimate closed on 31st March 1897.)	Expenditure against closed estimates.
	Previous.	1922-1923.	Total.		
I.—WORKS.	Rs.	Rs.	Rs.	Rs.	Rs.
(1) Head Works.					
A. Preliminary Expenses	8,391	...	8,391	8,391	8,391
B. Land	3,53,177	...	3,53,177	3,53,177	3,53,177
C. Masonry Works	28,90,673	...	28,90,673	28,90,673	28,90,673
K. Buildings	21,537	...	21,537	21,537	21,537
M. Plantations	3,059	...	3,059	3,059	3,059
O. Miscellaneous	820	...	820	820	820
P. Maintenance	1,231	...	1,231	1,231	1,231
Total, Head Works ...	32,78,888	...	32,78,888	32,78,888	32,78,888
(2) Main Canals and Branches.					
A. Preliminary Expenses... ..	2,828	...	2,828	2,828	2,828
B. Land	1,26,843	...	1,26,843	1,26,843	1,26,843
C (a). Regulators	37,342	...	37,342	37,342	37,342
C (c). River and Hill Torrent Works...	5,21,670	...	5,21,670	5,21,670	5,21,670
C (e). Bridges	95,170	...	95,170	95,170	95,170
C (f). Escapes	18,120	...	18,120	18,120	18,120
J. Mills	56,415	...	56,415	56,415	56,415
K. Buildings	10,111	...	10,111	10,111	10,111
L. Earth-work	9,89,763	...	9,89,763	9,89,763	9,89,763
M. Plantations	16,011	...	16,011	16,011	16,011
O. Miscellaneous	1,868	...	1,868	1,868	1,868
P. Maintenance	4,566	...	4,566	4,566	4,566
Total, Main Canals and Branches ...	18,80,707	...	18,80,707	18,80,707	18,80,707
Carried over ...	51,59,595	...	51,59,595	51,59,595	51,59,595

IRRIGATION BRANCH.

BOMBAY PRESIDENCY.

PUBLIC WORKS DEPARTMENT.

ADMINISTRATIVE ACCOUNTS FOR THE YEAR 1922-1923.

MUTHA CANAL INCLUDING MATOBA TANK.

TANK PROJECT.

No. 2.—Capital Account for, and to end of, 1922-1923—continued.

Heads of Account.	DIRECT CHARGES.			Cost of Construction as now estimated. (Construction estimate closed on 31st March 1897.)	Expenditure against closed estimates.
	Previous.	1922-1923.	Total.		
	Rs.	Rs.	Rs.	Rs.	Rs.
Brought forward ...	51,59,595	...	51,59,595	51,59,595	51,59,595
(3) Distributaries.					
A. Preliminary Expenses ...	6,767	...	6,767	6,853	6,740
B. Land ...	5,666	...	5,666	5,666	5,666
C. Masonry Works ...	3,03,419	...	3,03,419	3,03,419	3,03,419
L. Earth-work ...	73,961	...	73,961	73,961	73,961
M. Plantations ...	407	...	407	407	407
O. Miscellaneous ...	8,01,559	...	8,01,559	8,01,559	8,01,559
Total, Distributaries ...	11,91,779	...	11,91,779	11,91,865	11,91,752
(4) Drainage and Protective Works.					
B. Land ...	7,328	...	7,328	7,328	7,328
L. Earth-work ...	1,188	...	1,188	1,188	1,188
Total, Drainage and Protective Works	8,516	...	8,516	8,516	8,516
Adjustment of previous outlay...	—12,63,166	...	—12,63,166	—12,63,166	—12,63,166
Total, I.—Works ...	50,96,724	...	50,96,724	50,96,810	50,96,697
II.—ESTABLISHMENT.					
1. & 2. Direction and Accounts ...	11,44,735	...	11,44,735	11,44,756	11,44,731
3. Executive			
4. Medical			
5. Departmental charges ...	—1,01,947	...	—1,01,947	—1,01,947	—1,01,947
Total, II.—Establishment ...	10,42,934	...	10,42,934	10,42,955	10,42,930
III.—TOOLS AND PLANT ...	1,18,446	...	1,18,446	1,18,448	1,18,446
IV.—SUSPENSE ACCOUNTS ...	—1,136	...	—1,136	—1,136	—1,136
Grand Total ...	62,56,968	...	62,56,968	62,57,077	62,56,937
V.—Less Receipts on Capital Account.	12,328	...	12,328	12,328	12,328
Net Outlay ...	62,44,640	...	62,44,640	62,44,749	62,44,609
Apportionment.					
Chargeable to—					
49.—Irrigation ...	52,83,962	...	52,83,962	52,83,962	52,83,962
43.—Minor Works and Navigation	9,60,678	...	9,60,678	9,60,787	9,60,647
55.—Construction of Irrigation Work
Total ...	62,44,640	...	62,44,640	62,44,749	62,44,609

IRRIGATION BRANCH.

BOMBAY PRESIDENCY.

PUBLIC WORKS DEPARTMENT.

ADMINISTRATIVE ACCOUNTS FOR THE YEAR 1922-1923.

MUTHA CANAL INCLUDING MATOBA TANK.

TANK PROJECT.

No. 3.—Revenue Account for, and to end of, 1922-1923.

Receipts.	TOTAL.			Charges.	TOTAL.		
	Previous.	1922-1923.	Total.		Previous.	1922-1923.	Total.
	Rs.	Rs.	Rs.		Rs.	Rs.	Rs.
I.—DIRECT RECEIPTS.				I.—EXTENSIONS AND IMPROVEMENTS.			
1. Water-rates from Irrigation ...	69,40,167	2,90,021	72,30,188	1. Head Works ...	30,277	90	30,367
3. Sales of water ...	1,15,834	4,215	1,20,049	2. Main Canals and Branches ...	35,325	844	36,169
4. Water-supply of towns ...	50,25,274	57,334	50,82,608	3. Distributaries ...	84,802	229	85,031
5. Plantations ...	76	1,426	1,502	4. Drainage and Protective Works ...	4,864	...	4,864
6. Other canal produce ...	1,51,819	3,571	1,55,390	Total ...	1,55,268	1,163	1,56,431
7. Water power ...	64,800	...	64,800				
8. Navigation ..	1,234	200	1,434	II.—MAINTENANCE AND REPAIRS.			
9. Rents of buildings	5,259	108	5,377	1. Head Works ...	1,60,383	14,708	1,75,091
10. Fines ..	2,432	1,524	3,956	2. Main Canals and Branches ...	8,25,251	38,573	8,63,824
11. Miscellaneous receipts ...	2,17,169	1,504	2,18,673	3. Distributaries ...	10,81,848	4,604	10,86,452
12. Deduct Refunds.	1,517	582	2,099	4. Drainage and Protective Works ...	179	...	179
Total ...	1,25,22,557	3,59,321	1,28,81,878	Total ...	20,67,661	57,885	21,25,546
II.—INDIRECT RECEIPTS.				III.—COMPENSATION ...	494	...	494
Irrigation share of Land Revenue collected in the Civil Department	IV.—ESTABLISHMENT.			
Irrigation share on account of operation from the Canal—vide Government Resolutions Nos. 1159 and 1539, dated respectively 28th June and 29th September 1892 ...	1,321	52	1,373	1. & 2. Direction and Accounts ...	15,97,411	63,903	16,61,314
Total ...	1,321	52	1,373	Total ...	15,97,411	63,903	16,61,314
Total, Receipts ...	1,25,23,878	3,59,373	1,28,83,251	V.—TOOLS AND PLANT ...	1,50,714	4,071	1,64,785
Carried over ...	1,25,23,878	3,59,373	1,28,83,251	Carried over ...	39,81,548	1,27,022	41,03,570

IRRIGATION BRANCH.

BOMBAY PRESIDENCY.

PUBLIC WORKS DEPARTMENT.

ADMINISTRATIVE ACCOUNTS FOR THE YEAR 1922-1923.

MUTHA CANAL INCLUDING MATOBA TANK.

TANK PROJECT.

No. 3.—Revenue Account for, and to end of, 1922-1923.

Receipts.	TOTAL.			Charges.	TOTAL.		
	Previous.	1922-1923.	Total.		Previous.	1922-1923.	Total.
	Rs.	Rs.	Rs.		Rs.	Rs.	Rs.
Brought forward ...	1,25,23,878	3,59,373	1,28,83,251	Brought forward ...	39,81,548	1,27,022	41,08,570
				VI.—REFUNDS OF REVENUE ..	53,448	...	53,448
				Suspense Account ...	— 1,149	— 1,324	— 2,473
				Less—Recoveries on Revenue Account ...	295	2,752	3,047
				Total ...	40,83,552	1,22,946	41,56,493
				Share of Collection Charges in the Civil Department...	3,42,872	12,334	3,55,206
				Total Direct Charges ...	43,76,424	1,35,280	45,11,704
				Indirect Charges debitable to Revenue Account as per Account No. 5 ...	2,28,954	9,536	2,38,490
				Total, Charges ...	46,05,378	1,44,816	47,50,194
				Balance Net Revenue ...	79,18,500	2,14,557	81,33,057
Grand Total ...	1,25,23,878	3,59,373	1,28,83,251	Grand Total ...	1,25,23,878	3,59,373	1,28,83,251

N.B.—Construction Estimate of the Mutha Canal closed on 31st March 1897—*vide* Government Resolution No. 710, dated 13th May 1897 and that of the Matoba Tank on 31st March 1892—*vide* Government Resolution No. 1411, dated 12th September 1893. Completion report of the Mutha Canal approved in Government Resolution No. 2241 of 30th October 1901 and that of the Matoba Tank in Government Resolution No. 827 of 17th May 1894.

Note.—Loss of revenue due to concessions granted for wheat cultivation during the Rabi season 1916-17—*vide* Government Resolution No. S.I.—12327, dated 18th December 1917, Rs. 2,665.

No. 4.—Interest Account for, and to end of, 1922-1923.

	Amount.		Amount.
	Rs.		Rs.
Total interest charges to end of 1921-1922 ...	1,18,73,466	Net Revenue realized to end of 1921-1922 ..	79,18,500
Interest charges for the year 1922-1923. On Rs. 62,58,210 at the average rate 3.3252 per cent. ...	2,07,354	Net Revenue realized during 1922-1923 ...	2,14,557
On subsequent outlay —13,570 at the average rate 5.48 per cent. ...	2,06,098		81,33,057
	—744	Balance net interest charges ...	39,47,763
Total ...	1,20,80,820	Total ...	1,20,80,820

IRRIGATION BRANCH.

BOMBAY PRESIDENCY.

PUBLIC WORKS DEPARTMENT.

ADMINISTRATIVE ACCOUNTS FOR THE YEAR 1922-1923.

MUTHA CANAL INCLUDING MATOBA TANK.

TANK PROJECT.

No. 5.—Account of Indirect Charges for, and to end of, 1922-1923.

Particulars.	Previous.	1922-1923.	Total.
CAPITAL—	Rs.	Rs.	Rs.
1. Capitalized abatement of Land Revenue	93,528	93,528
2. Leave and Pension Allowances	2,01,785	2,01,785
3. Audit and Accounts
Total ...	2,95,313	2,95,313
REVENUE—			
1. Capitalized abatement of Land Revenue
2. Leave and Pension Allowances	2,28,440	8,946	2,37,383
3. Audit and Accounts	514	590	1,104
Total ...	2,28,954	9,536	2,38,490

No. 6.—Statement comparing Charges to date with sanctioned Estimates.

Particulars.	CHARGES AGAINST CLOSED SANCTIONS.			CURRENT SANCTIONS.			Total charges to date against old and current Sanctions.	REMARKS.
	Expenditure against construction Estimate.	Expenditure against open Capital Sanctions.	Total.	Charges to date.	Amount of sanctioned Estimate.	Unspent balance of Estimate.		
DIRECT CHARGES.	Rs.	Rs.	Rs.	Rs.	Rs.	Rs.	Rs.	
Works ...	54,32,020	—3,35,323	50,96,697	27	113	86	50,96,724	Rs. 144 Government Order No. W.I.—11641 (Public Works Department), dated 28th November 1918.
Establishment ...	10,12,260	30,670	10,42,930	4	25	21	10,42,934	
Tools and Plant ...	1,19,987	—1,541	1,18,446	...	2	2	1,18,446	
Suspense Accounts	—1,136	—1,136	—1,136	
Total ...	65,64,267	—3,07,330	65,56,937	31	140	109	62,56,968	
Less—Receipts on Capital Account ...	12,234	94	12,328	12,328	
Net Total ...	65,52,033	—3,07,424	62,44,609	31	140	109	62,44,640	
INDIRECT CHARGES.								
Capitalized abatement of Land Revenue ...	58,776	34,752	93,528	93,528	
Leave and Pension Allowances ...	1,89,546	12,238	2,01,784	1	4	3	2,01,785	
Audit and Accounts	
Total ...	2,48,322	46,990	2,95,312	1	4	3	2,95,313	
Grand Total ...	68,00,355	—2,60,434	65,39,921	32	144	112	65,39,953	

IRRIGATION BRANCH.

BOMBAY PRESIDENCY.

PUBLIC WORKS DEPARTMENT.

ADMINISTRATIVE ACCOUNTS FOR THE YEAR 1922-1923.

NIRA CANAL INCLUDING SHETPHAL TANK.

CANAL PROJECT.

No. 2.—Capital Account for, and to end of, 1922-1923.

Heads of Account.	DIRECT CHARGES.			Cost of construction as now estimated. (Construction estimate closed on 31st March 1906.)	Expenditure against closed estimates.
	Previous.	1922-1923.	Total.		
	Rs.	Rs.	Rs.	Rs.	Rs.
I.—WORKS.					
(1)—Head Works.					
A. Preliminary Expenses ...	12,512	...	12,512	12,512	12,512
B. Land ...	2,23,024	...	2,23,024	2,23,024	2,23,024
C. Works ...	18,63,213	...	18,63,213	18,63,213	18,63,213
K. Buildings ...	13,283	...	13,283	13,283	13,283
M. Plantations ...	7,053	...	7,053	7,053	7,053
O. Miscellaneous ...	1,547	...	1,547	1,547	1,547
P. Maintenance ...	3,571	...	3,571	3,571	3,571
Total Head Works ...	21,24,203	...	21,24,203	21,24,203	21,24,203
(2)—Main Canals and Branches.					
A. Preliminary Expenses ...	95,308	...	95,308	1,06,179	26,040
B. Land ...	34,145	...	34,145	34,145	34,145
D. Regulators ...	20,697	...	20,697	20,697	20,697
F. River and Hill Torrent Works...	5,14,067	...	5,14,067	5,14,067	5,14,067
G. Bridges ...	53,443	...	53,443	53,443	53,443
K. Buildings ...	51,188	5,195	56,383	71,740	51,188
L. Earth-work ...	12,10,554	...	12,10,554	12,10,554	12,10,554
M. Plantations ...	6,928	...	6,928	6,928	6,928
N. Tanks and Reservoirs ...	5,58,005	...	5,58,005	5,58,005	5,58,005
O. Miscellaneous ...	4,027	...	4,027	4,027	4,027
P. Maintenance ...	11,167	...	11,167	11,167	11,167
Total Main Canals and Branches ...	25,59,529	5,195	25,64,724	25,90,952	24,90,261
Carried over ...	46,83,732	5,195	46,88,927	47,15,155	46,14,464

IRRIGATION BRANCH.

BOMBAY PRESIDENCY.

PUBLIC WORKS DEPARTMENT.

ADMINISTRATIVE ACCOUNTS FOR THE YEAR 1922-1923.

NIRA CANAL INCLUDING SHETPHAL TANK.

CANAL PROJECT.

No. 2.—Capital Account for, and to end of, 1922-1923.

Heads of Account.	DIRECT CHARGES.			Cost of Construction as now estimated. (Construction estimates closed on 31st March 1906.)	Expenditure against closed estimates.
	Previous.	1922-1923.	Total.		
	Rs.	Rs.	Rs.	Rs.	Rs.
Brought forward ...	46,83,732	5,195	46,88,927	47,15,155	46,14,464
I.—WORKS—continued.					
(3)—Distributaries.					
A. Preliminary Expenses ...	3,493	10,573	14,066	3,493	3,493
B. Land ...	12,192	...	12,192	12,192	12,192
C. Works ...	98,599	...	98,599	98,599	98,599
L. Earth-work ...	93,077	...	93,077	93,077	93,077
M. Plantations ...	8,715	...	8,715	8,715	8,715
Total Distributaries ...	2,16,076	10,573	2,26,649	2,16,076	2,16,076
Total, I.—Works ...	48,99,808	15,768	49,15,576	49,31,231	48,30,540
II.—ESTABLISHMENT.					
1 & 2. Direction and Accounts ...	12,00,587	4,054	12,04,641	11,82,273	11,59,533
3. Executive ...					
4. Medical ...					
5. Special Survey ...					
Total Establishment ...	12,00,587	4,054	12,04,641	11,82,273	11,59,533
III.—Tools and Plant ...	1,35,398	352	1,35,750	1,24,803	1,23,105
IV.—Suspense Accounts
Grand Total ...	62,35,793	20,174	62,55,967	62,38,312	61,13,178
V.—Less Receipts on Capital Account ...	8,382	3	8,385	8,382	8,382
Net Outlay ...	62,27,411	20,171	62,47,582	62,29,930	61,04,796
Apportionment.					
Chargeable to 35.—Construction of Protective Irrigation Works ...	54,01,556	...	54,01,556	62,29,930	61,04,796
Do. 43.—Minor Works and Navigation ...	8,21,653	...	8,21,653		
Do. 55.—Construction of Irrigation Works Provincial ...	4,202	20,171	24,373		
Total ...	62,27,411	20,171	62,47,582	62,29,930	61,04,796

IRRIGATION BRANCH.

BOMBAY PRESIDENCY.

PUBLIC WORKS DEPARTMENT.

ADMINISTRATIVE ACCOUNTS FOR THE YEAR 1922-1923.

NIRA CANAL INCLUDING SHETPHAL TANK.

CANAL PROJECT.

No. 8.—Revenue Account for, and to end of, 1922-1923.

Receipts.	Total.			Charges.	Total.		
	Previous.	1922-1923.	Total.		Previous.	1922-1923.	Total.
	Rs.	Rs.	Rs.		Rs.	Rs.	Rs.
I.—DIRECT RECEIPTS.				I.—EXTENSIONS AND IMPROVEMENTS.			
1. Water-rates from Irrigation ...	96,62,314	7,50,388	1,04,12,702	1. Head Works ...	27,052	1,161	28,213
3. Sales of water ...	3,664	401	4,065	2. Main Canals and Branches ...	78,716	3,059	81,775
4. Water-supply of towns ...	422	1,005	1,427	3. Distributaries ...	40,364	800	41,164
5. Plantations ...	67,808	356	68,164	4. Drainage and Protective Works ...	4,931	...	4,931
6. Other canal produce ...	21,010	4,929	25,939	Total ...	1,51,063	5,020	1,56,083
8. Navigation ...	80	...	80				
9. Rents of buildings ...	9,018	162	9,180	II.—MAINTENANCE AND REPAIRS.			
10. Fines ...	8,901	1,576	10,477	1. Head Works ...	2,01,880	12,661	2,14,541
11. Miscellaneous receipts ...	61,412	3,435	64,847	2. Main Canals and Branches ...	7,30,852	29,160	7,60,012
12. Deduct Refunds...	2,472	5,081	7,553	3. Distributaries ...	2,35,586	29,194	2,64,780
Total ...	98,32,107	7,57,171	1,05,89,278	4. Drainage and Protective Works ...	983	...	983
				Total ...	11,69,301	71,015	12,40,316
II.—INDIRECT RECEIPTS.							
Irrigation share of Land Revenue collected in the Civil Department	III.—COMPENSATION ...	5	...	5
Total Receipts ...	98,32,107	7,57,171	1,05,89,278				
				IV.—ESTABLISHMENT.			
				1 & 2. Direction and Accounts ...	11,93,138	81,546	12,74,679
				3. Executive
				Total ...	11,93,138	81,546	12,74,679
				V.—TOOLS AND PLANT ...	49,092	1,698	50,790
Carried over ..	98,32,107	7,57,171	1,05,89,278	Carried over ...	25,62,594	1,59,279	27,21,873

IRRIGATION BRANCH.

BOMBAY PRESIDENCY.

PUBLIC WORKS DEPARTMENT.

ADMINISTRATIVE ACCOUNTS FOR THE YEAR 1922-1923.

NIRA CANAL INCLUDING SHETPHAL TANK.

CANAL PROJECT.

No. 3.—Revenue Account for, and to end of, 1922-1923—continued.

Receipts.	Total.			Charges.	Total.		
	Previous.	1922-1923.	Total.		Previous.	1922-1923.	Total.
	Rs.	Rs.	Rs.		Rs.	Rs.	Rs.
Brought over ..	98,32,107	7,57,171	1,05,89,278	Brought over ...	25,62,594	1,59,279	27,21,873
				VI.—REFUNDS OF REVENUE ...	20,539	...	20,539
				Total ...	25,83,133	1,59,279	27,42,412
				Share of Collection Charges in the Civil Department ...	4,88,506	37,561	5,21,067
				Total Direct Charges ...	30,66,639	1,96,840	32,63,479
				Indirect Charges debitable to Revenue Account as per Account No. 5 ...	1,67,880	12,176	1,80,006
				Total Charges ...	32,34,469	2,09,016	34,43,485
				Balance Net Revenue ...	65,97,638	5,48,155	71,45,793
Grand Total ...	98,32,107	7,57,171	1,05,89,278	Grand Total ...	98,32,107	7,57,171	1,05,89,278

N.B.—Construction Estimate of the Nira Canal closed on 31st March 1899, vide Government Resolution No. 1847, dated 2nd April 1900. Completion Report approved in Government Resolution No. 2367, dated 3rd December 1907.

Construction Estimate of the Shetphal Tank closed on 31st March 1906, vide Government Resolution No. 2434, dated 2nd October 1905.

Note—Loss of Revenue due to concessions granted for wheat cultivation during the Rabi Season 1916-1917, vide Government Resolution No. A. I.—12327, dated 18th December 1917, Rs. 7,305.

IRRIGATION BRANCH.

BOMBAY PRESIDENCY.

PUBLIC WORKS DEPARTMENT.

ADMINISTRATIVE ACCOUNTS FOR THE YEAR 1922-1923.

NIRA CANAL INCLUDING SHETPHAL TANK.

CANAL PROJECT.

No. 4.—Interest Account for, and to end of, 1922-1923.

	Amount.		Amount.
	Rs.		Rs.
Total interest charges to end of 1921-22.	79,97,784	Net Revenue realized to end of 1921-22.	65,97,638
Interest charges for the year 1922-23.	2,10,443	Do. during 1922-23.	5,48,155
On Rs. 60,96,736 outlay to end of the year 1916-17 at the average rate 3.3252 per cent. Rs. 2,02,729.			71,45,793
On subsequent outlay Rs. 1,40,760 (from 1917-18 to 1921-22 and half of 1922-23) at the average rate 5.48 per cent. Rs. 7,714.		Balance net interest charges ...	10,62,434
Total ...	82,08,227	Total ...	82,08,227

No. 5.—Account of Indirect Charges for, and to end of, 1922-1923.

Particulars.	Previous.	1922-1923.	Total.
	Rs.	Rs.	Rs.
CAPITAL—			
1. Capitalized abatement of Land Revenue ...	1,87,189	1,87,189
2. Leave and Pension Allowances ...	1,85,356	568	1,85,924
3. Audit and Accounts ...	32	158	190
Total ...	3,72,577	726	3,73,303
REVENUE—			
1. Capitalized abatement of Land Revenue
2. Leave and Pension Allowances ...	1,67,038	11,416	1,78,454
3. Audit and Accounts ...	792	760	1,552
Total ...	1,67,830	12,176	1,80,006

IRRIGATION BRANCH.

BOMBAY PRESIDENCY.

PUBLIC WORKS DEPARTMENT.

ADMINISTRATIVE ACCOUNTS FOR THE YEAR 1922-1923.

NIRA CANAL INCLUDING SHETPHAL TANK.

CANAL PROJECT.

No. 6.—Statement comparing Charges to date with sanctioned Estimates.

Particulars.	Charges against closed sanctions.			Current Sanctions.			Total charges to date against old and current sanctions.	Remarks.
	Expenditure against construction Estimate.	Expenditure against open Capital sanctions.	Total.	Charges to date.	Amount of sanctioned Estimate.	Unspent balance of Estimate.		
DIRECT CHARGES.	Rs.	Rs.	Rs.	Rs.	Rs.	Rs.	Rs.	
Works ...	47,68,387	62,153	48,30,540	85,036	1,00,691	15,655	49,15,576	
Establishment ...	11,46,855	12,678	11,59,533	45,108	22,740	—22,368	12,04,641	
Tools and Plant ...	1,26,141	—3,036	1,23,105	12,645	1,703	—10,942	1,35,750	
Suspense Accounts	
Total ...	60,41,383	71,795	61,13,178	1,42,789	1,25,134	—17,655	62,55,967	
Less—Receipts on Capital Account ...	8,382	...	8,382	3	...	—3	8,385	
Net Total ...	60,33,001	71,795	61,04,796	1,42,786	1,25,134	—17,652	62,47,582	
INDIRECT CHARGES.								
Capitalized abatement of Land Revenue ...	1,83,159	1,715	1,84,874	2,315	2,600	285	1,87,189	
Leave and Pension Allowances ...	1,77,833	1,775	1,79,608	6,316	3,184	—3,132	1,85,924	
Audit and Accounts	190	485	295	190	
Total ...	3,60,992	3,490	3,64,482	8,821	6,269	—2,552	3,73,303	
Grand Total ...	63,93,993	75,285	64,69,278	1,51,607	1,31,403	—20,204	66,20,885	

Government Order (Public Works Department) No. 10162, dated 6th May 1920				Rs.
		(including supplementary estimate)	...	23,421
Do.	do.	No. 5370, dated 21st May 1918	...	3,311
Do.	do.	No. 4945, dated 8th May 1918	...	5,758
Do.	do.	No. 5143, dated 14th May 1918	...	3,563
Do.	do.	No. 3659, dated 25th March 1919	...	14,178
Do.	do.	No. 4449, dated 14th April 1919	...	5,352
Do.	do.	No. 6945, dated 21st July 1919	...	8,953
Revised Estimate sanctioned in Government Resolution, No. 1136, dated 20th March 1922				23,962
Supplementary Estimate to that sanctioned in Government Resolution, No. 6945, dated 21st June 1919, sanctioned in Government Resolution, No. 1144, dated 14th March 1922				12,751
Government Resolution (Public Works Department) No. 1064, dated 30th August 1922				12,191
Do.	do.	No. 1230, dated 16th December 1922	...	4,509
Do.	do.	No. 2961, dated 23rd January 1923	...	6,400
Do.	do.	No. 2653, dated 22nd November 1923	...	3,054
Total				1,31,403

IRRIGATION BRANCH.

BOMBAY PRESIDENCY.

PUBLIC WORKS DEPARTMENT.

ADMINISTRATIVE ACCOUNTS FOR THE YEAR 1922-1923.

KA'SURDI TANK.

TANK PROJECT.

No. 3.—Revenue Account for, and to end of, 1922-1923.

Receipts.	TOTAL.			Charges.	Total.		
	Previous.	1922-1923.	Total.		Previous.	1922-1923.	Total.
	Rs.	Rs.	Rs.		Rs.	Rs.	Rs.
I.—DIRECT RECEIPTS.				I.—EXTENSIONS AND IMPROVEMENTS.			
1. Water-rates from Irrigation ...	9,815	60	9,875	2. Main Canals and Branches ...	31	...	31
3. Sales of water ...	20	...	20	3. Distributaries ...	80	...	80
5. Plantations ...	2,807	...	2,882	Total ...	111	...	111
6. Other canal produce ...							
11. Miscellaneous Receipts ...	8,428	1,345	9,773	II.—MAINTENANCE AND REPAIRS.			
Total ...	21,070	1,480	22,550	1. Head Works ...	19,720	56	19,776
				2. Main Canals and Branches	15	15
II.—INDIRECT RECEIPTS.				3. Distributaries ...	4,302	348	4,650
Irrigation share of Land Revenue collected in the Civil Department	Total ...	24,022	419	24,441
				IV.—ESTABLISHMENT.			
Total, Receipts ...	21,070	1,480	22,550	1 & 2. Direction and Accounts ...	15,572	453	16,025
				Total ...	15,572	453	16,025
				V.—TOOLS AND PLANT ...	1,836	9	1,845
				Total ...	41,541	881	42,422
				Share of Collection Charges in the Civil Department.	489	3	492
				Total, Direct Charges ...	42,030	884	42,914
				Indirect Charges debitable to Revenue Account as per Account No. 5 ...	2,311	67	2,378
				Total, Charges ...	44,341	951	45,292
				Balance Net Revenue ...	-23,271	529	-22,742
Grand Total ...	21,070	1,480	22,550	Grand Total ...	21,070	1,480	22,550

N.B.—Last Capital Account detailed in the Administrative Accounts for 1877-78. Construction Estimate closed on 31st March 1878—vide Government Resolution No. 1411, dated 12th September 1893. Completion Report approved in Government Resolution No. 997, dated 21st June 1894.

Note—Loss of Revenue due to concessions granted for wheat cultivation during the Rabi Season 1916-1917—vide Government Resolution No. A. I. 12327, dated 18th December 1917 Rs. 100.

IRRIGATION BRANCH.

BOMBAY PRESIDENCY.

PUBLIC WORKS DEPARTMENT.

ADMINISTRATIVE ACCOUNTS FOR THE YEAR 1922-1923.

KA'SURDI TANK.

TANK PROJECT.

No. 4.—Interest Account for, and to end of, 1922-23.

	Amount.		Amount.
	Rs.		Rs.
Total interest charges to end of 1921-22 ...	86,302	Net Revenue realized to end of 1921-22...	—23,271
Interest charges for the year 1922-23 ...	1,357	Net Revenue realized during 1922-23 ...	529
On Rs. 40,812 outlay to end of the year 1916-17 at the average rate 3·3252 per cent.			—22,742
		Balance net interest charges ...	1,10,401
Total ...	87,659	Total ...	87,659

No. 5.—Account of Indirect Charges for, and to end of, 1922-1923.

Particulars.	Previous.	1922-1923.	Total.
	Rs.	Rs.	Rs.
REVENUE—			
1. Capitalized abatement of Land Revenue
2. Leave and Pension Allowances ...	2,307	63	2,370
3. Audit and Accounts ...	4	4	8
Total ...	2,311	67	2,378.

IRRIGATION BRANCH.

BOMBAY PRESIDENCY.

PUBLIC WORKS DEPARTMENT.

ADMINISTRATIVE ACCOUNTS FOR THE YEAR 1922-1923.

SHIRSUPHAL TANK.

TANK PROJECT.

No. 3.—Revenue Account for, and to end of, 1922-1923.

Receipts.	Total.			Charges.	Total.		
	Previous.	1922-1923.	Total.		Previous.	1922-1923.	Total.
	Rs.	Rs.	Rs.		Rs.	Rs.	Rs.
I.—DIRECT RECEIPTS.				I.—EXTENSIONS AND IMPROVEMENTS.			
1. Water-rates from Irrigation ...	1,08,239	3,530	1,11,769	1. Head Works ...	606	...	606
3. Sales of water ...	3	...	3	3. Distributaries ...	144	...	144
5. Plantations ...	10,634	{ ...	{ 10,763	Total ...	750	...	750
6. Other canal produce ...				II.—MAINTENANCE AND REPAIRS.			
10. Fines ...	115	...	115	1. Head Works ...	13,709	321	14,030
11. Miscellaneous Receipts ...	12,908	...	12,908	2. Main Canals and Branches ...	31,494	...	31,494
Total ...	1,31,899	3,659	1,35,558	3. Distributaries ...	5,980	901	6,881
				Total ...	51,183	1,222	52,405
II.—INDIRECT RECEIPTS.				IV.—ESTABLISHMENT.			
Irrigation share of Land Revenue collected in the Civil Department.	1 & 2. Direction and Accounts ...	42,987	1,322	44,309
Total, Receipts ...	1,31,899	3,659	1,35,558	Total ...	42,987	1,322	44,309
				V.—TOOLS AND PLANT ...	2,207	27	2,234
				VI.—REFUNDS OF REVENUE ...	16	...	16
				Total ...	97,143	2,571	99,714
				Share of Collection Charges in the Civil Department ...	5,411	177	5,588
				Total, Direct Charges ...	1,02,554	2,748	1,05,302
				Indirect Charges debitable to Revenue Account as per Account No. 5 ...	6,075	197	6,272
				Total, Charges ...	1,08,629	2,945	1,11,574
				Balance Net Revenue ...	23,270	714	23,984
Grand Total ...	1,31,899	3,659	1,35,558	Grand Total ...	1,31,899	3,659	1,35,558

N.B.—Last Capital Account detailed in the Administrative Accounts for 1895-96. Construction Estimate closed on 31st March 1893—vide Government Resolution No. 328, dated 23rd February 1894. Completion Report approved in Government Resolution No. 328, dated 23rd February 1894.

Note—Loss of Revenue due to concessions granted for wheat cultivation during the Rabi Season 1916-1917—vide Government Resolution No. A, I, 12327, dated 18th December 1917 Rs. 334.

IRRIGATION BRANCH.

BOMBAY PRESIDENCY.

PUBLIC WORKS DEPARTMENT.

ADMINISTRATIVE ACCOUNTS FOR THE YEAR 1922-23.

SHIRSUPHAL TANK.

TANK PROJECT.

No. 4.—Interest Account for, and to end of, 1922-23.

	Amount.		Amount.
	Rs.		Rs.
Total interest charges to end of 1921-22	3,39,568	Net Revenue realized to end of 1921-1922	23,270
Interest charges for the year 1922-23.	7,056	Net Revenue realized during 1922-1923	714
On Rs. 2,12,199 outlay to end of the year 1916-17 at the average rate 3.3252 per cent.			23,984
		Balance net interest charges	3,22,640
Total ...	3,46,624	Total ...	3,46,624

No. 5.—Account of Indirect Charges for, and to end of, 1922-1923.

Particulars.	Previous.	1922-1923.	Total.
	Rs.	Rs.	Rs.
REVENUE—			
1. Capitalized abatement of Land Revenue
2. Leave and Pension Allowances	6,060	185	6,245
3. Audit and Accounts	15	12	27
Total ...	6,075	197	6,272

IRRIGATION BRANCH.

BOMBAY PRESIDENCY.

PUBLIC WORKS DEPARTMENT.

ADMINISTRATIVE ACCOUNTS FOR THE YEAR 1922-1923.

BHA'DALVADI TANK.

TANK PROJECT.

No. 3.—Revenue Account for, and to end of, 1922-1923.

Receipts.	Total.			Charges.	Total		
	Previous.	1922-1923.	Total.		Previous.	1922-1923.	Total.
	Rs.	Rs.	Rs.		Rs.	Rs.	Rs.
I.—DIRECT RECEIPTS.				I.—EXTENSIONS AND IMPROVEMENTS.			
1. Water-rates from Irrigation ...	1,27,292	8,881	1,36,173	1. Head Works ...	1,092	...	1,092
3. Sales of water ...	18	...	18	3. Distributaries ...	158	...	158
6. Other canal produce ...	13,324	4,292	17,616	Total ...	1,250	...	1,250
10. Fines	16	16	II.—MAINTENANCE AND REPAIRS.			
11. Miscellaneous Receipts ...	2,664	...	2,664	1. Head Works ...	9,391	127	9,518
12. Deduct refunds...	...	24	24	2. Main Canals and Branches ...	360	404	764
Total ...	1,43,298	13,165	1,56,463	3. Distributaries ...	36,507	1,045	37,552
II.—INDIRECT RECEIPTS.				Total ...	46,258	1,576	47,834
Irrigation share of Land Revenue collected in the Civil Department.	IV.—ESTABLISHMENT.			
Total, Receipts ...	1,43,298	13,165	1,56,463	1 & 2. Direction and Accounts ...	39,177	1,705	40,882
				Total ...	39,177	1,705	40,882
				V.—TOOLS AND PLANT ...	2,044	35	2,079
				VI.—REFUNDS OF REVENUE ...	46	...	46
				Total ...	88,775	3,316	92,091
				Share of Collection Charges in the Civil Department ...	6,362	445	6,807
				Total, Direct Charges ...	95,137	3,761	98,898
				Indirect Charges debitable to Revenue Account as per Account No. 5 ...	5,502	255	5,757
				Total, Charges ...	1,00,639	4,016	1,04,655
				Balance Net Revenue ..	42,659	9,149	51,808
Grand Total ..	1,43,298	13,165	1,56,463	Grand Total ...	1,43,298	13,165	1,56,463

N. B.—Last Capital Account detailed in the Administrative Accounts for 1895-96. Construction Estimate closed on 31st March 1891—vide Government Resolution No. 1411, dated 12th September 1893. Completion Report approved in Government Resolution No. 827, dated 17th May 1894.

Note.—Loss of revenue due to concessions granted for wheat cultivations during the Rabi Season 1916-1917—vide Government Resolution No. A. I.-12327, dated 18th December 1917, Rs. 224.

IRRIGATION BRANCH.

BOMBAY PRESIDENCY.

PUBLIC WORKS DEPARTMENT.

ADMINISTRATIVE ACCOUNTS FOR THE YEAR 1922-1923.

BHA'DALVA'DI TANK.

TANK PROJECT.

No. 4—Interest Account for, and to end of, 1922-1923.

	Amount.		Amount.
	Rs.		Rs.
Total interest charges to end of 1921-1922.	3,36,649	Net Revenue realized to end of 1921-1922 ...	42,659
Interest charges for the year 1922-1923 ...	7,087	Net Revenue realized during 1922-1923 ...	9,149
On Rs. 2,13,115 outlay to end of the year 1916-17 at the average rate 3.3252 per cent.		Balance net interest charges ...	51,808
			2,92,128
Total ...	3,43,936	Total ...	3,43,936

No. 5.—Account of Indirect Charges for, and to end of, 1922-1923.

Particulars.	Previous.	1922-1923.	Total.
	Rs.	Rs.	Rs.
REVENUE—			
1. Capitalized abatement of Land Revenue
2. Leave and Pension Allowances ...	5,489	239	5,728
3. Audit and Accounts ...	13	16	29
Total ...	5,502	255	5,757

IRRIGATION BRANCH.

BOMBAY PRESIDENCY.

PUBLIC WORKS DEPARTMENT.

ADMINISTRATIVE ACCOUNTS FOR THE YEAR 1922-1923.

MA'LA'DEVI TANK.

TANK PROJECT.

No. 4.—Interest Account for, and to end of, 1922-1923.

	Amount.		Amount.
	Rs.		Rs.
Total interest charges to end of 1921-1922 ..	2,52,233	Net Revenue realized to end of 1921-1922...
Interest charges for the year 1922-1923 ...	10,043	Do. during 1922-1923
On Rs. 3,02,040 outlay to end of 1916-17 at the average rate 3.3252 per cent.		
Subsequent outlay—nil.		Balance net interest charges ...	2,62,276
Total ...	2,62,276	Total ...	2,62,276

No. 5.—Account of Indirect Charges for, and to end of, 1922-1923.

Particulars.	Previous.	1922-1923.	Total.
	Rs.	Rs.	Rs.
CAPITAL—			
1. Capitalized abatement of Land Revenue ...	875	875
2. Leave and Pension Allowances ...	9,013	9,013
Total ...	9,888	9,888

No. 6.—Statement comparing Charges to date with sanctioned Estimates.

Particulars.	CHARGES AGAINST CLOSED SANCTIONS.			CURRENT SANCTIONS.			Total charges to date against old and current Sanctions.	REMARKS.
	Expendi- ture against construc- tion Esti- mate.	Expendi- ture against open Capital sanctions.	Total.	Charges to date.	Amount of sanctioned Estimate.	Unspent balance of Estimate.		
	Rs.	Rs.	Rs.	Rs.	Rs.	Rs.	Rs.	
DIRECT CHARGES.								
Works	2,42,869	2,43,319	450	2,42,869	This work is a part of the Pravara River Irrigation Project, but separate account has been maintained until the new project is completed sufficiently to give an increased supply of water to the other canals—vide Government of India's No. 1951-I, dated 18th September 1908, communicated in Government Resolution No. 2721 of 20th October 1908. Estimate amounting to Rs. 3,14,574 for direct and indirect charges included in the above project sanctioned by the Secretary of State and communicated in Government of India's No. 171-I. of 24th June 1922—vide Government Resolution No. 2215 of 30th October 1922 has been shown here.
Establishment	60,546	60,653	107	60,546	
Tools and Plant...	1,473	1,473	...	1,473	
Suspense Accounts	
Total	3,04,888	3,05,445	557	3,04,888	
Less—Receipts on Capital Account.	2,848	774	—2,074	2,848	
Net Total	3,02,040	3,04,671	2,631	3,02,040	
INDIRECT CHARGES.								
Capitalized abatement of Land Revenue	875	875	...	875	
Leave and Pension Allowances	9,013	9,028	15	9,013	
Audit and Accounts Establishment.	
Total	9,888	9,903	15	9,888	
Grand Total	3,11,928	3,14,574	2,646	3,11,928	

IRRIGATION BRANCH.

BOMBAY PRESIDENCY.

PUBLIC WORKS DEPARTMENT.

ADMINISTRATIVE ACCOUNTS FOR THE YEAR 1922-1923.

BUDHIMAL TANK.

TANK PROJECT.

No. 2.—Capital Account for, and to end of, 1922-1923.

H. Heads of Account.	DIRECT CHARGES.			Cost of construction as now estimated.	Expenditure against closed estimates.
	Previous.	1922-1923.	Total.		
	Rs.	Rs.	Rs.	Rs.	Rs.
I.—WORKS.					
<i>(1) Head Works.</i>					
A. Preliminary Expenses ...	836	...	836	1,600	...
I. Land ...	8,174	...	8,174	30,204	...
C. Masonry Works ...	45,988	...	45,988	1,50,393	...
K. Buildings ...	5,696	...	5,696	5,696	...
L. Earth-work ...	3,28,697	...	3,28,697	7,62,720	...
O. Miscellaneous ...	5,043	...	5,043	7,707	...
P. Maintenance ...	5,412	492	5,904	4,651	...
Total, Head Works ...	3,99,846	492	4,00,338	9,62,971	...
<i>(2) Main Canals and Branches.</i>					
Total, Main Canals and Branches	*1,66,500	...
Total, I.—Works ...	3,99,846	492	4,00,338	11,29,471	...
II.—ESTABLISHMENT.					
1. & 2. Direction and Accounts ...	89,939	127	90,066	54,978	...
3. Executive ...				1,97,617	...
Total, II.—Establishment ...	89,939	127	90,066	2,52,590	...
III.—TOOLS AND PLANT					
...	5,074	11	5,085	16,468	...
Grand Total ...	4,94,859	630	4,95,489	13,98,529	...
V.—Less—Receipts on Capital Account ...	3,109	288	3,397
Net Outlay ...	4,91,750	342	4,92,092	13,98,529	...
APPORTIONMENT.					
Chargeable to 35.—Construction of Protective Irrigation Works ...	36,795	...	36,795	13,98,529	...
Do. 43.—Minor Works and Navigation ...	29,588	...	29,588		
Do. 33.—Famine Relief ...	4,25,283	...	4,25,283		
Do. 55.—Construction of Irrigation Works, Provincial ...	84	342	426		
Total ...	4,91,750	342	4,92,092	13,98,529	...

* Lump sum provision in the Estimate.

IRRIGATION BRANCH

BOMBAY PRESIDENCY

PUBLIC WORKS DEPARTMENT.

ADMINISTRATIVE ACCOUNTS FOR THE YEAR 1922-1923.

BUDHIMAL TANK.

TANK PROJECT.

No. 4.—Interest Account for, and to end of, 1922-1923.

	Amount.		Amount.
	Rs.		Rs.
Total interest charges to end of 1921-1922 ...	2,84,160	Net Revenue realized to end of 1921-1922...
Interest charges for the year 1922-1923 ...	16,377		
On Rs. 4,91,036 outlay to end of 1916-17 at the average rate 3.3252 per cent. ...	Rs. 16,328	Do. during 1922-1923
On subsequent outlay, i.e., from 1917-18 to 1921-22 and half of 1922-23 Rs. 885 at 5.48 per cent. ...	49	Balance net interest charges
	16,377		3,00,537
Total ...	3,00,537	Total ...	3,00,537

No. 5.—Account of Indirect Charges for, and to end of, 1922-1923.

Particulars.	Previous.	1922-1923.	Total
	Rs.	Rs.	Rs.
CAPITAL—			
1. Capitalized abatement of Land Revenue...	5,741	5,741
2. Leave and Pension Allowances ...	12,591	18	12,609
3. Audit and Accounts ...	4	5	9
Total ...	18,336	23	18,359

No. 6.—Statement comparing Charges to date with sanctioned Estimates.

Particulars.	CHARGES AGAINST CLOSED SANCTIONS.			CURRENT SANCTIONS			Total charges to date against old and current Sanctions.	REMARKS.
	Expenditure against construction Estimate.	Expenditure against open Capital sanctions.	Total.	Charges to date.	Amount of sanctioned Estimate.	Unspent balance of Estimate.		
	Rs.	Rs.	Rs.	Rs.	Rs.	Rs.	Rs.	
DIRECT CHARGES.								
Works	4,00,338	11,29,471	7,29,133	4,00,338	
Establishment	90,066	2,52,590	1,62,524	90,066	
Tools and Plant...	5,085	16,468	11,383	5,085	
Total	4,95,489	13,98,529	9,03,040	4,95,489	
Less — Receipts on Capital Account.	3,397	...	—3,397	3,397	
Net Total	4,92,092	13,98,529	9,06,437	4,92,092	
INDIRECT CHARGES.								
Capitalized abatement of Land Revenue	5,741	20,729	14,988	5,741	Estimate sanctioned in the Secretary of State's Despatch No. 21 of 14th April 1905, as per Government of India's No. 793—1. of 17th June 1905, communicated in Government Resolution No. 2902 of 1st August 1905.
Leave and Pension Allowances	12,609	35,362	22,753	12,609	
Audit & Accounts	9	...	—9	9	
Total	18,359	56,091	37,732	18,359	
Grand Total	5,10,451	14,54,620	9,44,169	5,10,451	

IRRIGATION BRANCH.

BOMBAY PRESIDENCY.

PUBLIC WORKS DEPARTMENT.

ADMINISTRATIVE ACCOUNTS FOR THE YEAR 1922-23.

NIRA RIGHT BANK CANAL.

CANAL PROJECT.

No. 2.—Capital Account for, and to end of, 1922-1923.

Heads of Account.	DIRECT CHARGES.			Cost of construction as now estimated.	Expenditure against closed estimates.
	Previous.	1922-1923.	Total.		
I.—WORKS.	Rs.	Rs.	Rs.	Rs.	Rs.
(1) Head Works.					
A. Preliminary Expenses ...	45,160	...	45,160	34,252
B. Land ...	24,553	—100	24,453	3,59,630
C. Works ...	58,17,943	11,23,533	69,41,476	68,58,647
K. Buildings ...	2,07,495	11,865	2,19,360	95,391
O. Miscellaneous ...	42,688	3,527	46,215	79,231
P. Maintenance ...	68,679	10,781	79,460	60,552
Total, Head Works ...	62,06,518	11,49,606	73,56,124	74,87,703
(2) Main Canals and Branches.					
A. Preliminary Expenses ...	2,40,625	1,812	2,42,437	1,84,517
B. Land ...	1,98,938	3,558	2,02,496	2,03,625
D. Regulators	1,30,036	1,30,036	1,68,981
F. River and Hill Torrent Works ...	21,49,022	3,05,191	24,54,213	23,86,367
G. Bridges ...	2,27,653	61,890	2,89,543	1,98,572
H. Escapes ...	1,243	217	1,460	1,050
K. Buildings ...	2,61,681	11,135	2,72,816	2,55,500
L. Earth-work ...	66,06,485	6,75,314	72,81,799	63,43,621
M. Plantations ...	56,571	8,388	64,959	35,000
O. Miscellaneous ...	43,179	8,957	52,136	4,169
P. Maintenance ...	78,857	14,618	93,475	90,000
Q. Loss on Stock ...	534	28	562
Total, Main Canals and Branches ...	98,64,788	12,21,144	1,10,85,932	98,71,402
Carried over ...	1,60,71,306	23,70,750	1,84,42,056	1,73,59,105

IRRIGATION BRANCH.

BOMBAY PRESIDENCY.

PUBLIC WORKS DEPARTMENT.

ADMINISTRATIVE ACCOUNTS FOR THE YEAR 1922-1923.

NIRA RIGHT BANK CANAL.

CANAL PROJECT.

No. 2.—Capital Account for, and to end of, 1922-1923.

Heads of Account.	DIRECT CHARGES.			Cost of construction as now estimated.	Expenditure against closed estimates.
	Previous.	1922-1923.	Total.		
	Rs.	Rs.	Rs.	Rs.	Rs.
Brought forward ...	1,60,71,306	23,70,750	1,84,42,056	1,73,59,105
(3) Distributaries.					
A. Preliminary Expenses ...	75,023	2,844	77,867	5,910
B. Land	1,47,480
C. Works ...	59,984	2,60,793	3,20,777	27,94,027
O. Miscellaneous	1,648	1,648
Total, Distributaries ...	1,35,007	2,65,285	4,00,292	29,47,417
(5) Special Tools and Plant ...	15,86,171	1,80,870	17,17,041
Total, I.—Works ...	1,77,42,481	28,16,905	2,05,59,386	2,03,06,522
II.—ESTABLISHMENT.					
1 and 2. Direction and Accounts ...	35,01,588	7,24,187	42,26,075	43,54,327
3. Executive ...				21,801
Total, II.—Establishment ...	35,01,588	7,24,187	42,26,075	43,76,128
III.—TOOLS AND PLANT ...	8,16,239	68,281	8,84,520	3,26,613
IV.—Suspense Accounts ...	3,87,600	1,86,329	5,73,929
Grand Total ...	2,24,48,211	37,95,702	2,62,43,913	2,50,03,263
V.—Less—Receipts on Capital Account	26,024	11,056	37,080
Net Outlay ...	2,24,22,187	37,84,646	2,62,06,833	2,50,09,263	...
APPORTIONMENT.					
Chargeable to 35.—Construction of Protective Irrigation Works ...	1,92,67,468	...	1,92,67,468	2,50,09,263
Chargeable to 55.—Construction of Irrigation Works, Provincial ...	31,54,719	37,84,646	69,39,365		
Total ...	2,24,22,187	37,84,646	2,62,06,833	2,50,09,263

IRRIGATION BRANCH.

BOMBAY PRESIDENCY.

PUBLIC WORKS DEPARTMENT.

ADMINISTRATIVE ACCOUNTS FOR THE YEAR 1922-1923.

IRRIGATION WORKS.

NIRA RIGHT BANK CANAL.

CANAL PROJECT.

No. 4.—Interest Account for, and to end of, 1922-1923.

	Amount.		Amount.
	Rs.		Rs.
Total interest charges to end of 1921-22...	40,82,231	Net Revenue realized to end of 1921-22
Interest charges for the year 1922-23 ...	11,01,022	Net Revenue realized during 1922-23
On Rs. 1,07,39,412 outlay to Rs.		
end of the year 1916-17 at			
the average rate 3.3252 per			
cent. ... 3,57,107			
On subsequent outlay, i.e.,		Balance net Interest charges ...	51,83,253
from 1917-18 to 1921-22			
and half of 1922-23			
Rs. 1,35,75,098 at 5.48 per			
cent. ... 7,43,915			
Total ...	51,83,253	Total ...	51,83,253

No. 5.—Account of Indirect Charges for, and to end of, 1922-1923.

Particulars.	Previous.	1922-1923.	Total.
	Rs.	Rs.	Rs.
CAPITAL—			
1. Capitalized abatement of Land Revenue ...	60,435	398	60,823
2. Leave and Pension Allowances ...	4,90,264	10,11,386	5,91,650
3. Audit and Accounts ...	25,204	28,169	53,373
Total ...	5,75,903	1,29,943	7,05,846

No. 6.—Statement comparing Charges to date with sanctioned Estimates.

Particulars.	CHARGES AGAINST CLOSED SANCTIONS.			CURRENT SANCTIONS.			Total charges to date against old and current sanctions.	Remarks.
	Expenditure against construction Estimate.	Expenditure against open Capital sanctions.	Total.	Charges to date.	Amount of sanctioned Estimate.	Unspent balance of Estimate.		
DIRECT CHARGES.				Rs.	Rs.	Rs.	Rs.	
Works	2,05,59,389	2,03,06,522	—2,42,867	2,05,59,389	
Establishment	42,26,075	43,76,128	1,50,053	42,26,075	
Tools and Plant	8,84,520	3,26,613	—5,57,907	8,84,520	
Suspense Accounts	5,73,929	...	—5,73,929	5,73,929	
Total	2,62,43,913	2,50,09,263	—12,34,650	2,62,43,913	
Less—Receipts on Capital Account	37,080	...	—37,080	37,080	
Net Total	2,62,06,833	2,50,09,263	—11,97,570	2,62,06,833	
INDIRECT CHARGES.								
Capitalized abatement of Land Revenue...	60,823	1,91,025	1,30,202	60,823	
Leave and Pension Allowances	5,91,650	6,09,606	17,956	5,91,650	
Audit and Accounts	53,373	...	—53,373	53,373	
Total	7,05,846	8,00,631	94,785	7,05,846	
Grand Total	2,69,12,679	2,58,09,894	—11,02,785	2,69,12,679	

IRRIGATION BRANCH.

BOMBAY PRESIDENCY.

PUBLIC WORKS DEPARTMENT.

ADMINISTRATIVE ACCOUNTS FOR THE YEAR 1922-1923.

REVISION OF THE GOKAK CANAL.

EXTENSION PROJECT.

No. 2.—Capital Account for, and to end of, 1922-1923.

Heads of Account.	Direct charges.			Cost of Construction as now estimated.	Expenditure against closed estimates.
	Previous.	1922-23.	Total.		
I.—WORKS.	Rs.	Rs.	Rs.	Rs.	
(2) Main Canals and Branches.					
A. Preliminary Expenses ...	2,399	39,761	42,160		
Total, Main Canals and Branches ...	2,399	39,761	42,160		
II.—ESTABLISHMENT.					
1 and 2. Direction and Accounts ...	800	15,831	16,631		
3. Executive ...					
Total, Establishment ...	800	15,831	16,631		
III.—TOOLS AND PLANT ...	173	1,758	1,931		
Grand Total ...	3,372	57,350	60,722		
V.—Less—Receipts on Capital Account—	
Net Outlay ...	3,372	57,350	60,722	31,500	
APPORTIONMENT.					
Chargeable to 55.—Construction of Irrigation Works, Provincial ...	3,372	57,350	60,722	31,500	
Total ...	3,372	57,350	60,722	31,500	

No. 4.—Interest Account for, and to end of, 1922-1923.

	Amount		Amount
	Rs.		Rs.
Total interest charges to end of 1921-1922 ...	103	Net Revenue realized to end of 1921-1922
Interest charges for the year 1922-1923 ...	1,756	Net Revenue realized during 1922-1923
On Rs. 3,372 plus Rs. 28,675 (half outlay of 1922-1923)=32,047 at 5.48 per cent.		Balance net interest charges ...	1,859
Total ...	1,859	Total ...	1,859

IRRIGATION BRANCH.

BOMBAY PRESIDENCY.

PUBLIC WORKS DEPARTMENT.

ADMINISTRATIVE ACCOUNTS FOR THE YEAR 1922-1923.

REVISION OF THE GOKAK CANAL.

EXTENSION PROJECT.

No. 5.—Account of Indirect Charges for, and to end of, 1922-1923.

Particulars.	Previous.	1922-1923.	Total.
	Rs.	Rs.	Rs.
CAPITAL—			
2. Leave and Pension Allowances ...	112	2,216	2,328
3. Audit and Accounts ...	24	398	422
Total ...	136	2,614	2,750

No. 6.—Statement comparing Charges to date with sanctioned estimates.

Particulars.	CHARGES AGAINST CLOSED SANCTIONS.			CURRENT SANCTIONS.			Total charges to date against old and current sanctions.	Remarks.
	Expenditure against construction Estimate.	Expenditure against open Capital sanctions.	Total.	Charges to date.	Amount of sanctioned Estimate.	Unspent balance of Estimate.		
DIRECT CHARGES.				Rs.	Rs.	Rs.	Rs.	
Works ...				42,160	42,160	
Establishment ...				16,631	16,631	
Tools and Plant ...				1,931	1,931	
Suspense Accounts	
Total ...				60,722	60,722	
Less—Receipts on Capital Account	
Net Total ...				60,722	31,500	-29,222	60,722	
INDIRECT CHARGES.								
Leave and Pension Allowances ...				2,328	...	-2,328	2,328	
Audit and Accounts Establishment ...				422	...	-422	422	
Total ...				2,750	...	-2,750	2,750	
Grand Total ...				63,472	31,500	-31,972	63,472	

Estimate sanctioned in Government Resolution No. W.L. (P.W.D.) 2783, dated 14th February 1922 Rs. 31,500. Revised Estimate for this project has been submitted for sanction.

IRRIGATION BRANCH.

BOMBAY PRESIDENCY.

PUBLIC WORKS DEPARTMENT.

ADMINISTRATIVE ACCOUNTS FOR THE YEAR 1922-1923.

VICTORIA TANK.

TANK PROJECT.

No. 2.—Capital Account for, and to end of, 1922-1923.

Heads of Account.	DIRECT CHARGES.			Cost of Construction as now estimated.	Expenditure against closed estimates.
	Previous.	1922-1923.	Total.		
	Rs.	Rs.	Rs.	Rs.	Rs.
I.—WORKS.					
(1)—Head Works.					
A. Preliminary Expenses	600	...
B. Land ...	4,052	...	4,052	13,200	...
C. Masonry Works ...	2,352	...	2,352	60,033	...
K. Buildings	1,000	...
L. Earth-work ...	45,742	...	45,742	2,72,099	...
P. Maintenance ...	752	20	772	712	...
Total, Head Works ...	52,898	20	52,918	3,47,644	...
(2)—Main Canals and Branches.					
A. Preliminary Expenses	200	...
B. Land	80	...
C. Masonry Works	4,500	...
K. Buildings	200	...
L. Earth-work	1,420	...
Total, Main Canals and Branches	6,400	...
Total, I.—Works ...	52,898	20	52,918	3,54,044	...
II.—ESTABLISHMENT.					
1 & 2. Direction and Accounts ...	11,163	5	11,168	17,038	...
3 Executive ...				61,337	...
Total, II.—Establishment ...	11,163	5	11,168	78,375	...
III.—Tools and Plant ...	726	1	726	5,111	...
Grand Total ...	64,786	26	64,812	4,37,530	...
V.—Less—Receipts on Capital Account ...	1,949	120	2,069
Net Outlay ...	62,837	—94	62,743	4,37,530	...
APPORTIONMENT.					
Chargeable to 43.—Minor Works and Navigation ...	18,251	...	18,251	4,37,530	...
Do. 33.—Famine Relief ...	44,704	...	44,704		
Do. 55.—Construction of Irrigation Works ...	—118	—94	—212		
Total ...	62,837	—94	62,743	4,37,530	...

IRRIGATION BRANCH.

BOMBAY PRESIDENCY.

PUBLIC WORKS DEPARTMENT.

ADMINISTRATIVE ACCOUNTS FOR THE YEAR 1922-1923.

IRRIGATION WORKS—VICTORIA TANK.

TANK PROJECT.

No. 4.—Interest Account for, and to end of, 1922-1923.

	Amount Rs.		Amount Rs.
Total interest charges to end of 1921-1922 ...	33,105	Net Revenue realized to end of 1921-1922
Interest charges for the year 1922-1923.	2,265	Net Revenue realized during 1922-1923
On Rs. 54,565 outlay to end of the year 1916-17 at the average rate 3.3252 per cent. ...	1,814	
On subsequent outlay Rs. 8,225 at the average rate 5.48 per cent. ...	451	Balance net interest charges ...	35,370
Total ...	35,370	Total ...	35,370

No. 5.—Account of Indirect Charges for, and to end of, 1921-1922.

Particulars.	Previous. Rs.	1922-1923. Rs.	Total. Rs.
CAPITAL—			
1. Capitalized abatement of Land Revenue ...	2,463	2,463
2. Leave and Pension Allowances ...	1,564	1	1,565
3. Audit and Accounts
Total ...	4,027	1	4,028

No. 6.—Statement comparing Charges to date with Sanctioned estimates.

Particulars.	CHARGES AGAINST CLOSED SANCTIONS.			CURRENT SANCTIONS.			Total charges to date against old and current sanctions.	REMARKS.
	Expenditure against construction Estimate.	Expenditure against open capital sanctions.	Total.	Charges to date.	Amount of sanctioned Estimate.	Unspent balance of Estimate.		
DIRECT CHARGES.	Rs.	Rs.	Rs.	Rs.	Rs.	Rs.	Rs.	
Works	52,918	3,54,044	3,01,126	52,918	
Establishment	11,168	78,375	67,207	11,168	
Tools and Plant	726	5,111	4,385	726	
Total	64,812	4,37,530	3,72,718	64,812	
Less—Receipts on Capital Account	2,069	...	-2,069	2,069	
Net Total	62,743	4,37,530	3,74,787	62,743	
INDIRECT CHARGES.								
Capitalized abatement of Land Revenue	2,463	12,500	10,037	2,463	
Leave and Pension Allowances	1,565	10,973	9,408	1,565	
Total	4,028	23,473	19,445	4,028	
Grand Total	66,771	4,61,003	3,94,232	66,771	

Government of India's No. 449-I. of 22nd March 1905—vide Government Resolution No. 1218, dated 6th May 1905.

IRRIGATION BRANCH.

BOMBAY PRESIDENCY.

PUBLIC WORKS DEPARTMENT.

ADMINISTRATIVE ACCOUNTS FOR THE YEAR 1922-1923.

SUKI RIVER.

TANK PROJECT.

No. 4.—Interest Account for, and to end of, 1922-1923.

	Amount.		Amount.
	Rs.		Rs.
Total interest charges to end of 1921-1922	5,430	Net Revenue realized to end of 1921-1922
Interest charges for the year 1922-1923. On Rs. 15,139 outlay to end of the year 1916-1917 at the average rate 3.3252 per cent.	503	Net Revenue realized during 1922-1923
Subsequent outlay nil		Balance net interest charges	5,933
Total	5,933	Total	5,933

No. 5.—Account of Indirect Charges for, and to end of, 1922-1923.

Particulars.	Previous.	1922-1923.	Total.
	Rs.	Rs.	Rs.
CAPITAL—			
1. Capitalized abatement of Land Revenue
2. Leave and Pension Allowances	385	385
3. Audit and Accounts
Total	385	385

No. 6.—Statement comparing Charges to date with Sanctioned estimates.

Particulars.	CHARGES AGAINST CLOSED SANCTIONS.			CURRENT SANCTIONS.			Total charges to date against old and current Sanctions.	Remarks.
	Expenditure against construction Estimate.	Expenditure against open Capital Sanctions.	Total.	Charges to date.	Amount of sanctioned Estimate.	Unspent balance of Estimate.		
DIRECT CHARGES:	Rs.	Rs.	Rs.	Rs.	Rs.	Rs.	Rs.	
Works	12,212	...	—12,212	12,212	
Establishment	2,749	...	—2,749	2,749	
Tools and Plant	178	...	—178	178	
Total	15,139	...	—15,139	15,139	
Less—Receipts on Capital Account...	
Net Total	15,139	...	—15,139	15,139	
INDIRECT CHARGES.								
Capitalized Abatement of Land Revenue	
Leave and Pension Allowances	385	...	—385	385	
Total	385	...	—385	385	
Grand Total	15,524	...	—15,524	15,524	

Undertaken as a Famine Relief Work and the famine outlay at normal rates has been adjusted during the year 1911-1912. Outlay without estimate approved in Government Resolution No. A.I.—6022, dated 7th June 1913.

IRRIGATION BRANCH.

BOMBAY PRESIDENCY.

PUBLIC WORKS DEPARTMENT.

ADMINISTRATIVE ACCOUNTS FOR THE YEAR 1922-1923.

WORKS FOR WHICH ONLY REVENUE ACCOUNTS ARE KEPT.

SIND.

No. 3.—Revenue Account for, and to end of, 1922-1923.

Receipts.	Total.			Charges.	Total.		
	Previous.	1922-1923.	Total.		Previous.	1922-1923.	Total.
	Rs.	Rs.	Rs.		Rs.	Rs.	Rs.
I.—DIRECT RECEIPTS.							
1. Water-rates from Irrigation ...	5,51,569	15,674	5,67,243	II.—EXTENSIONS AND IMPROVEMENTS ...	26,76,999	20,623	26,97,622
3. Sales of water ...	2,372	373	2,745				
4. Water-supply of towns ...	1	...	1				
5. Plantations ...		1,030		III.—MAINTENANCE AND REPAIRS ...	1,29,42,291	4,70,645	1,34,12,936
6. Other canal produce ...	3,26,405	6,093	3,33,528				
8. Navigation ...	281	405	666				
9. Rents of buildings.	34,561	520	35,081	IV.—ESTABLISHMENT.			
10. Fines ...	41,427	1,379	42,806	1 & 2. Direction and Accounts ...	30,84,585	1,17,724	32,02,309
11. Miscellaneous Receipts ...	4,69,459	8,835	4,78,294	3. Executive ...			
12. Recoveries of Expenditure ..	3,906	460	4,366				
13. Deduct-Refunds	98	...	98				
Receipts from 1874-75 to 1899-1900	12,02,054	...	12,02,054	V.—TOOLS AND PLANT ...	44,704	9,779	54,483
Total ...	26,31,917	34,789	26,66,686				
II.—INDIRECT RECEIPTS.				VI.—REFUNDS OF REVENUE ...	443	...	443
Irrigation share of Land Revenue collected in the Civil Department ...	5,10,62,849	13,99,001	5,24,61,850	Suspense Accounts ...	1,67,343	-37,970	1,29,373
4 per cent. on 9/10ths of the proceeds from sales of occupancy rights per Government of India Nos. 53 and 58-A.I., dated respectively 20th June and 1st Aug. 1889, communicated in Government Resolution No. 1209, dated 10th July, and No. 1913, dated 7th November 1889 ...	9,84,723	25,415	10,10,138	Total ...	1,89,16,365	5,80,801	1,94,97,166
Receipts from 1874-75 to 1899-1900 ...	4,71,38,677	4,71,38,677				
Total ...	9,91,86,249	14,24,416	10,06,10,665	Share of Collection Charges in the Civil Department ...	31,20,149	84,967	32,05,116
Total, Receipts ...	10,18,18,166	14,59,185	10,32,77,351	Total direct charges ...	2,20,36,514	6,65,768	2,27,02,282
Note.— Loss to the canal on account of difference between assessment of water-rates on Jágírh lands and assessment at the ordinary rates in force for Government lands noted here per Government of India Letter No. 233-I., dated 14th June 1883, communicated under Government Resolution No. 400, dated 11th August 1883.				Indirect Charges debit-able to Revenue Account as per Account No. 5 ...	43,779	21,394	65,173
To end of 1920-1921 ...	Rs. 42,53,051			Charges from 1874-75 to 1899-1900 ...	2,22,85,677	...	2,22,85,677
Loss for 1921-1922 ...	1,08,752			Total Charges ...	4,43,65,970	6,87,162	4,50,53,132
Total ...	42,61,803			Balance Net Revenue ...	5,74,52,196	7,72,023	5,82,24,219
Grand Total ...	10,18,18,166	14,59,185	10,32,77,351	Grand Total ...	10,18,18,166	14,59,185	10,32,77,351

N.B.—This account has been prepared in accordance with the instructions contained in Government of India's No. 686-C.W.L., dated 10th June 1901, communicated in Government Resolution No. A.I.—1453, dated 12th July 1901.

IRRIGATION BRANCH.

BOMBAY PRESIDENCY.

PUBLIC WORKS DEPARTMENT.

ADMINISTRATIVE ACCOUNTS FOR THE YEAR 1922-1923.

WORKS FOR WHICH ONLY REVENUE ACCOUNTS ARE KEPT.

SIND.

No. 5.—Account for Indirect charges for, and to end of, 1922-1923.

Particulars.		Previous.	1922-1923.	Total.
		Rs.	Rs.	Rs.
REVENUE—				
1. Capitalized abatement of Land Revenue
2. Leave and Pension Allowances	32,354	16,481	48,835
3. Audit and Accounts	11,425	4,913	16,338
Total ...		43,779	21,394	65,173

STATISTICAL STATEMENTS
FOR
IRRIGATION WORKS, DECCAN AND GUJARAT
For the year 1922-23.

STATEMENT

Statement of Canals in the Bombay Presidency.

Source of Supply of Water.	(8) Shahada Channel	(4) Háthmati and Khári Out Canals.		(13) Jámda Canals.	(19) Krishna Canal.	(21) Revári Canal.	(24) Chikhli Canal.	(27) Gokák Canal, 1st Section, and Storage Works.	(32) Dharma Canal.	
		Háthmati Canal.	Khári Out Canal.							
		Gomai River.	Háthmati River.							Khári River.
Minimum discharge per second.	C. ft. per second.	\$	K. 30	15	K. 182	K. 188.22	K. 4.30	Not record- ed.	K. Nil.	K. Nil.
			R. 38	18	R. 20	R. 174.60	R. 4.70		R. 105.61	R. 1.
			H. W. 25	7	H. W. 1	H. W. 7.68	H. W. 1.80		H. W. Nil.	H. W. Nil.
Maximum discharge of canal.	" ...	\$	K. 282	203	Left Bank. 89 Right Bank. 24	112.95	4.73	Canal Mills.	K. 66 68	K. 392.97
			R. 182	203					R. 65 23	R. 66 68
			H. W. 120	27	H. W. 52 17				H. W. 16.50 68	...
Average annual rainfall. Inches.	...		K. 26.10	25.87	Left Bank. 37,122 Right Bank. 9,166	25.49	26.91	22.06	20.16	78.01
			R. 0.50	0.28						
Gross area commanded. Acres.	3,000	44,744	32,000			28,327	3,813	1,871	18,668	13,562
Culturable do. ... "	3,000	28,840	20,000	33,124	7,061	26,453	3,624	1,478	17,627	12,870
Area irrigable by complete project ... "	3,000	11,336	16,000	3,500	1,500	12,320	1,920	1,478	17,627	12,870
Area irrigable at present. ... "	2,000	8,000	16,000	3,500	1,500	12,320	1,920	1,478	17,627	12,870
Sanctioned Estimate— Direct charges ... Rs.	62,081	4,96,805	5,79,678	10,27,238	8,29,067	56,324	53,803	13,19,115	95,582	
Indirect charges ... "	4,508	30,086	30,651	61,402	48,216	3,124	3,612	76,902	2,752	
Interest during construc- tion ... "	...	2,37,687	7,83,613	1,44,865	...	
Total, Estimate... Rs.	66,584†	7,64,578	6,10,329	10,88,640	16,60,896	59,448	57,415	15,40,882	98,334	
Expenditure to end of 1922-23.	Direct charges Rs...	62,081	4,93,590	7,50,058	9,94,136	8,92,977	56,771	53,803	13,01,750	95,509
	Indirect charges Rs...	4,508	27,004	47,207 870	50,001	51,482	3,040	3,639	80,172	2,323
	Interest during construction Rs..	2,086	2,37,687*	7,83,061	2,41,093	...
Total, Expenditure. Rs.	68,620	7,58,281	7,98,135	10,44,137	17,27,520	59,811	57,442	16,23,015	97,832	
Works as now sanctioned—										
Main Canals, Irrigation. Miles.	18.00	21	31	39	35.25	5.66	6.50	4.10	19.00	
Branch Canals do. "	8	...	26.25	5.25	...	12.03	8.15	
Distributaries ... "	0.57	25	27	75	35.43	3.71	
Of above—										
Navigable Channels. Miles.	
Works completed at end of 1922-1923—										
Main Canals, Irrigation. Miles.	18.00	21	31	39	35.25	5.00	6.50	4.10	19.00	
Branch Canals do. "	8	...	26.62	5.25	...	12.03	8.15	
Distributaries ... "	0.57	53	29.5	75	35.43	3.71	
Of above—										
Navigable Channels. Miles.	

Note.—As irrigation has begun on the extended Pravara Left Bank Canal figure, shown in the statement are for the new canal. The figures for the old Pravara Left Bank Canal are not shown.

‡ As the channel had been a second class work no detail was kept. The discharge is being recorded from 1923-24 vide Government Resolution No. 1918, dated 9th June 1923.

* As reported by the Superintending Engineer, Northern Division.

(a) The culturable and irrigable areas commanded as given in the second revised project of the Pravara River Works are 182,976 and 57,000 acres, respectively, these include the old areas (culturable and irrigable at present) under Lakh Canal, viz., 25,536 and 11,280 acres, respectively. The balance is distributed between the two Pravara canals in proportion to their gross commands.

† The capital outlay on the works to end of 1921-22 vide Government Resolution No. 1918, dated 9th June 1923.

I—A.

excluding Sind, for the year 1922-1923.

(33) KA'DVA RIVER WORKS.			(34) Girna Left Bank.	(35) Pravara River works.	(36) Godavari Canals.		(37) Pravara River works.	(38) Pravara River works.	(41) Nira Left Bank Canal.	(47) Nira Right Bank Canal.
Palkhed Canal.	Ojhar Tambat Canal.	Wadali Canal.	Chankapur Tank.	Lakh Canal.	Right Bank Canal.	Left Bank Canal.	Pravara Right Bank Canal.	Pravara Left Bank Canal.		
Kadva River.	Banganga River.	Kadva River.	Girna River.	Pravara River.	Godavari River.		Pravara River.	Pravara River.	River Nira and Reservoir at Bhatghar.	River Nira and new Re- servoir at Bhatghar.
K. 78 R. 15 H.W. } Supplied from Wag- had tank	K. 15 R. 15 H.W. } Supplied from Wag- had tank	K. 2 R. 3 H.W. 5	K. 51 R. 32 H.W. } Supplied from Chankapur Tank.	K. 2 R. 2 H.W. 0.69	K. 94 R. 95 H.W. 69	K. 55 R. 70 H.W. 53	K. 35 R. 23 H.W. 16	K. 37 R. 7 H.W. 23	K. 1,318 R. 34 H.W. 5	
K. 59 R. 70 H.W. 27	K. 11 R. 15 H.W. 12	K. 15 R. 10 H.W. 7	K. 51 R. 66 H.W. 48	K. 11 R. 7 H.W. 6	K. 285 R. 329 H.W. 242	K. 143 R. 194 H.W. 162	K. 107 R. 126 H.W. 71	K. 306 R. 262 H.W. 110	456	
25.61	19.30	19.20	17.37	23.05	20.6	14.88	20.79	20.30	20.51	145†
28,832	8,055	3,486	29,182	29,913	1,44,310	88,030	(a)73,763	(a)1,25,044	2,74,447	5,59,657
26,280	7,421	2,729	25,200	25,536	1,36,390	83,000	(a)58,415	(a)99,025	2,27,670	4,47,726
23,466 9,837	6,824 2,367	2,433 2,433	8,500 8,500	22,760 11,280	49,331 49,331	30,109 30,109	(a)16,960 (a)16,960	(a)28,760 (a)23,760	1,13,280 1,13,280	1,32,000
2,38,087	14,541	29,771	19,69,449	3,75,189	95,46,098		1,43,83,925		57,34,655	4,76,28,007
15,761	833	1,540	67,634	20,277	4,90,702		6,99,566		3,69,780	14,82,853
2,12,554	2,411	32,150	3,65,298		28,44,872
4,66,402	17,785	63,461	(b) 20,37,083	7,60,764	(b) 1,00,36,800		(b)1,50,83,481		(c)89,49,307	4,91,10,860
2,71,376	7,186	28,291	19,75,451	3,52,446	97,44,785		1,22,88,571		62,47,582	2,62,06,833
17,216	647	2,354	68,013	19,445	4,98,215		4,00,053		3,73,303	7,05,846
3,17,565	5,044	45,081	10,50,404	3,55,414	40,23,188		30,13,529		82,08,239	51,83,228
6,06,157	12,877	75,676	30,93,868	7,27,305	1,42,66,138		1,57,02,153		1,48,29,124	3,20,95,907
11.00	8.00	8.62	(e)18.61	23.00	(d) 69.00	(d) 48.00	(d) 33.00	(d) 47.12	100.25	110.00
.....	(d) 5.00	(d) 12.00
21.50	(e)20.80	11.00	(d) 12.25	(d) 15.25	(d) 13.00	(d) 81.25	139.00
.....
11.00	4.50	8.62	(d)18.61	23.00	(d) 69.00	(d) 48.00	(d) 33.00	(d) 47.12	100.25
.....	(d) 5.00	(d) 12.00
(f)13.92	(d)20.80	9.37	(d) 42.25	(d) 15.25	(d) 13.00	(d) 81.25	139.00
.....

† Estimated rainfall in the catchment.

(b) These figures are for the whole project.

(c) These figures do not include the amount of widening the Nira Left Bank Canal.

(d) As actually completed.

(e) Includes the Girna Left Bank Canal extension as irrigation has begun on the extension since 1921-22.

(f) Owing to diversion of tail portion of Palkhed canal, the length of distributaries is diminished.

STATEMENT

Statement of Reservoir Projects in th.

	(1)	(2)	(3)	(4)	(5)	(6)	(7)	(8)	(9)	(10)	(11)	(12)	(13)	(14)	(15)	(16)	(17)	(18)	(19)
	Gadik Tank.	Māvin-kop Tank.	Wan-groll Tank.	Tranza Tank.	Nagran-ma Tank.	Sāvil Tank.	Sahiat Tank.	Futelo Tank.	Lower Pānjhā River Works and Mukti Tank.	Hartāla Tank.	Mhaeva Tank.	Bhātodi Tank.	Ekrdk Tank.	Kore-gaon Tank.	Ashtl Tank.	Pāthrl Tank.	Mhaeva Tank.		
Source of Supply.	Nāla.	Nāla.	Kharwa Nāla.	Mātar Drainage Channel.	Gādia Nāla.	Sahiat Nāla.	Futelo Nāla.	Local Streams.	Local Streams.	Local Streams.	Mehakri River.	Adhela River.	Nāla.	Ashtl Nāla.	Yeral River.	Mān River.			
If supplied by rainfall.	4.68	6.25	13	Nil.*	1.5*	11	12.5	7	34.22	6.80	13.40	64	159	7	93	27.5	450		
Area of catchment ... Sq. miles.	29.47	45.56	27.94	23.67		25.98	24.52	24.77	22.70	26.25	27.51	25.41	22.15	26.84	24.27	27.47	2.73		
Average annual rainfall ... Inches.	27.50	45.75	212.00	79.97	97.14	173.27†	180	56	324	134	172	154 (75.82) at present after deducting silt.	3,310	84.35	1,419	407	1,601		
Contents of tanks between levels of surface of full supply and sill of canal head sluice.																			
Area of surface at full supply.	129	170	597	196	273	557	663	193	509	472	421	315	4,551	203	2,330	681	4,014		
Gross area commanded.	687	872	5,000	1,000	500	4,700	4,000	1,500	13,117	584	4,647	15,126	17,152	2,394	17,882	5,000	129,045		
Culturable do.	637	755	5,000	883	402	4,700	4,000	1,200	12,627	527	4,075	13,657	16,041	2,394	16,825	4,598	106,214		
Area irrigable by complete project.	450	765	3,000	500	300	3,000	(2,000 to 2,500)	840	12,627	415	1,700	12,124	16,041	1,060	11,780	2,500	24,800		
Do. at present.	417	617	3,400	500	300	3,000	2,000	800	12,627	415	1,700	12,124	16,041	1,060	11,780	2,500	24,800		
Wells supplied by tanks.	No.	Not known.	12	
Sanctioned Estimate--																			
Direct Charges	Rs. 16,990	30,379	2,03,375	2,61,048		2,25,703	1,54,133	1,02,116	4,44,486	48,890	1,29,813	3,51,767	12,28,243	40,731	7,54,250	6,48,141	20,24,327		
Indirect Charges	Rs. 541	4,005	47,041	51,686		23,519	32,649	8,669	22,774	26,150	10,202	26,511	1,08,687	1,318	80,677	29,715	1,03,947		
Interest during construction	Rs.	2,37,421	8,00,650	6,56,222		
Total Estimate	Rs. 17,531	34,384	2,50,416	3,12,734		2,49,222	1,86,782	1,10,785	7,04,681	75,040	1,40,015	3,78,278	21,35,680	42,049	8,34,927	6,77,856	27,28,496		
Expenditure to end of 1922-23.	Rs. 16,363	30,185	2,42,512	2,38,032		2,34,179	1,58,452	1,07,356	4,46,322	47,948	1,23,781	3,52,685	12,28,117	37,923	7,59,742	6,27,825	20,05,553		
Direct Charges.	Rs. 555	3,319	50,783	42,603		21,031	25,577	9,106	23,339	25,434	10,175	27,022	1,12,269	1,266	79,123	15,021	90,463		
Indirect Charges.	Rs.	4,18,339	10,27,893	14,45,492		
Total Expenditure	Rs. 16,918	33,504	2,93,295	2,80,635		2,55,210	1,84,029	1,16,461	8,97,460	73,382	1,33,956	3,79,707	23,68,279	39,189	8,38,865	6,42,846	26,41,503		
Works as now sanctioned--																			
Dam (earth or masonry)	Earth.	Earth.	Earth.	Earth.	Earth.	Earth.	Earth.	Earth.	Earth.	Earth.	Earth.	Masonry	Earth.	2 dams, 1 earth & 1 masonry.	Earth.	Earth.	Earth.		
Total height	20'00	30'53	27'18	15'84	17'12	37'5	22'14	34'60	65	51'50	44	50	76	71 & 16	57'75	63'75	79'79		
Canals	13'79	5'35	2'25	8'35	9'25	4'48	4'50	48	3'75	27'50	4'66	66'25		
Distributaries	1'50	2'79	1'32	0'85	...	45	5'50	7	5'50	1'68	...	3'15	3'33	43'56		
Works completed at end of 1922-23--																			
Dam (height completed)	20'00	30'53	27'18	15'84	17'12	37'5	22'14	34'60	65	51'50	44	50	76	71 & 16	57'75	63'75	79'79		
Canals	17'26	5'35	2'25	8'35	9'25	3'99	4'50	48	3'75	27'50	4'66	66'25		
Distributaries	1'50	2'79	Nil.	1'32	1'79	...	45	5'50	7	5'50	1'68	...	3'15	3'33	43'56		

* The catchment area of the drainage channel is 13 square miles in addition.

† At provisional F. S. L. R. L. 103'50.

‡ At original F. S. L. R. L. 105'00.

§ Decimals have been omitted.

¶ Includes 38½ miles of branch Canals.

** As per contours recently taken, vide S. E., D. I. D.'s No. 1908, dated 5th May 1933.

‡ Estimated rainfall in the catchment.

II-A.

Bombay Presidency, excluding Sind, for 1922-1923.

(22)	(23)	(25)	(26)	(27)	(28)	(29)	(30)	(31)	(32)	(34)	(35)	(36)	(38)	(40)	(40) A	(41)	(41) A	(42)	(43)	(44)
Cpper Man River Works (Pangli Tank).	Yerla River Irriga- tion Works (Nehr Tank).	Maini Tank.	Much- kundi Tank.	Gokak Canal, 1st Section, and Storage Works.	Dambal Tank.	Med- leri Tank.	Madag Tank.	Asundi Tank.	Kadva River Works (Waghad Tank).	Chanka- pur Tank Girna Left Bank Canal.	Darna Reser- voir Godavari Canals.	Paraul Tank.	Mutha Reservoir, Lake Fife Mutha Canals.	Matoba Tank.	Bhat- ghar Reser- voir, Nira Canal.	Shetphal Tank.	Ka- saurdi Tank.	Shirsu- phal Tank.	Bhadal- vadi Tank.	
Man River.	Yerla River.	Wanga Nala.	Much- kundi Nala.	Ghatprabha River, Ghat Catchment.	Nala.	Nala.	Kumud- wadi River.	Nala.	Kolvan River, Ghat Catch- ment.	Girna River.	Darna River.	Farsul River.	Mutha River, Ghat Catch- ment.	Small Nala and Mutha Right Bank Canal.	Yelvandi River, Ghat Catch- ment.	Nira Canal.	Ka- saurdi Nala.	Deccan Tribu- tary of the Bhima River.	Deccan Tribu- tary of the Bhima River.	
20'00	59'55	51'70	26'00	1,080	43	11	540	23	29	100	156	17	196	10	123	2'33	6	23	23	
18'18	24'78	20'07	18'70	20'16	19'38	19'75	29'53	24'05	47'72	34'28	34'30	17'04	138	16'18	145	19'27	17'29	16'38	9'33	
198	469	183	634	907'153	113'66	57'60	54'63	74	606	1,548	7,763**	119	3,447(h)	230(j)	5,313	572	9(j)	367(j)	190(j)	
340	676	427	1,059	2,731'86	442	169	363	418	778	1,043	8,594	151	3,753	417	4,775	893	379	634	335	
9,443	11,334	4,876	5,570	(a)	3,000	1,916	2,351	1,800	(g)...	(a)...	(a)...	3,337	94,087	10,700	No irrigation direct from the Reservoir.	25,000(e)	597	4,500	3,000	
7,623	10,680	4,625	5,417	(a)	2,500	830	1,345	1,011	(g)...	(a)...	(a)...	3,197	49,800(f)	7,133		25,000(e)	478	2,500	2,400	
2,050	6,000	4,625	3,417	(a)	2,500	1,052	2,186	1,011	(g)...	(a)...	(a)...	1,000	16,800	3,250		4,300	150	1,900	2,000	
3,990	5,490	4,625	750	(a)	1,000	600	1,345	1,011	(g)...	(a)...	(a)...	1,000	16,800	3,250		4,200	150	1,900	2,000	
29	28	13	...	41	Un- certain.	
4,16,341	6,96,754	3,68,000	1,48,200	(a)	61,162	78,237	2,32,263	67,731	4,67,662	(a)...	(a)...	2,15,866	64,62,810	1,93,000	(a)...	7,04,442	40,812	2,09,460	2,14,382	
25,190	48,580	22,402	20,220	(a)	3,744	3,468	17,144	12,754	16,835	(a)...	(a)...	8,246	2,56,743	17,500	(a)...	46,435	4,778	12,622	14,342	
...	(a)	2,17,233	(a)...	(a)...	...	56,54,209	...	(a)...	55,157	
6,64,531	7,46,314	3,90,462	1,68,420	(a)	64,906	81,705	2,46,407	80,485	7,01,730	(a)...	(a)...	2,23,612	1,23,73,762	2,10,500	(a)...	8,06,034	45,590	2,22,282	2,28,724	
4,15,335	7,27,556	4,62,195	1,40,217	(a)	60,847	78,354	1,61,246	80,741	6,64,888	(a)...	(a)...	2,08,007	62,44,640	Included in the Mutha Canal.	(a)...	(a)...	40,812	2,12,189	2,13,115	
28,451	45,571	25,525	12,490	(a)	3,133	3,038	6,350	14,254	42,233	(a)...	(a)...	6,988	2,95,313		(a)...	(a)...	4,778	12,369	14,307	
...	(a)	4,45,241	(a)...	(a)...	...	1,18,73,466		(a)...	(a)...	
4,15,335	7,27,556	4,62,195	1,40,217	(a)	60,847	78,354	1,61,246	80,741	6,64,888	(a)...	(a)...	2,08,007	62,44,640		(a)...	(a)...	40,812	2,12,189	2,13,115	
28,451	45,571	25,525	12,490	(a)	3,133	3,038	6,350	14,254	42,233	(a)...	(a)...	6,988	2,95,313	(a)...	(a)...	4,778	12,369	14,307	...	
...	(a)	4,45,241	(a)...	(a)...	...	1,18,73,466	(a)...	(a)...	
4,15,335	7,27,556	4,62,195	1,40,217	(a)	60,847	78,354	1,61,246	80,741	6,64,888	(a)...	(a)...	2,08,007	62,44,640	(a)...	(a)...	40,812	2,12,189	2,13,115	2,27,422	
Earth.	Earth.	Masonry	Masonry.	27 ft. (maximum above founda- tion).	Earth.	Earth	Earth.	Earth.	Earth.	Masonry	Masonry	Earth.	Masonry.	Earth.	Masonry.	Earth.	Earth.	Earth.	Earth.	
29'00	74	57'33	60'00	16'18	42'25	41	100	33'05	95	92	92	62'27	97'84	48'41	{127(c) 106(d)}	66	33'45	54'32	55'09	
33'33	9'25	5'50	9	...	(g)...	(b)...	(a)...	...	88	...	(a)...	6'54	
4	7'58	2'25	35'43	...	3'27	5'64	...	4'38	(g)...	(a)...	(a)...	4'75	70	17	(a)...	...	1'75	12'50	9'75	
74	57'33	60'00	27'00	...	42'25	41	100	33'05	95	92	92	62'27	97'84	48'41	{127(c) 106(d)}	66	33'45	54'32	55'09	
33'33	9'25	5'50	9	...	(g)...	(b)...	(a)...	...	88	...	(a)...	6'54	
4	7'58	2'25	35'43	...	3'27	5'64	...	4'38	(g)...	(a)...	(a)...	4'75	67	17	(a)...	...	1'75	12'50	9'75	

STATEMENT
Capital Account of Irrigation Works in Deccan

Name of Work.	DURING YEAR.									
	Direct Charges.						Indirect Charges.			
	Works.	Establishment.	Tools and Plant.	Total.	Deduct—Receipts on Capital Account.	Total.	Capitalization.	Leave and Pension Allowances.	Audit and Accounts.	Total.
1	2	3	4	5	6	7	8	9	10	11
WORKS FOR WHICH CAPITAL ACCOUNTS ARE KEPT.	Ra.	Ra.	Ra.	Ra.	Ra.	Ra.	Ra.	Ra.	Ra.	Ra.
PRODUCTIVE.										
<i>Works in Operation.</i>										
1. Gadikeri Tank
2. Mavinkop Tank
3. Shahada Channel
Total, Productive
UNPRODUCTIVE.										
<i>Works in Operation.</i>										
4. Hathmati and Khari Cut Canal ...	1,499	365	31	1,895	...	1,895	...	51	15	66
5. Wangroli Tank	1,808	440	37	2,285	...	2,285	...	62	18	80
6. Tranza-Nagrama Tank
7. Savli Tank
8. Sahiat do.
9. Futelao do.
10. Lower Panjhra River Works
11. Hartala Tank
12. Mhaswa do.
13. Jámá Canals	2,406	469	83	2,958	...	2,958	...	66	24	90
14. Bhatodi Tank
15. Ekruk do.
16. Koregaon do.
17. Ashti do.	2,189	427	76	2,692	...	2,692	...	60	22	82
18. Páthri do.
19. Krishna Canal
20. Mhasvad Tank
21. Revári Canal
22. Upper Mán River Works
23. Yerla River Irrigation Works ...	6,518	1,270	226	8,014	...	8,014	...	178	65	243
24. Chikhli Canal
25. Maini Tank
26. Muchkundi do.
27. Gokák Canal, 1st Section and Storage Works
28. Dámbal Tank
29. Medleri do.
Carried over	14,420	2,971	453	17,844	...	17,844	...	417	144	561

I-B.

and Gujarát for, and to end of, 1922-1923.

TO END OF YEAR.

Grand Total.	Direct Charges.										Grand Total.
	Works.	Establishment.	Tools and Plant.	Total.	Deduct—Receipts on Capital Account.	Total.	Capitalization.	Leave and Pension Allowances.	Audit and Accounts.	Total.	
11	12	13	14	15	16	17	18	19.	19a	20	21
Ra.	Ra.	Ra.	Ra.	Ra.	Ra.	Ra.	Ra.	Ra.	Ra.	Ra.	Ra.
...	13,105	8,118	140	16,363	...	16,363	13	542	...	555	16,918
...	23,738	6,232	353	30,323	138	30,185	2,101	1,218	...	3,319	33,504
...	29,535	32,161	335	62,031	...	62,031	...	4,503	...	4,503	66,534
...	66,378	41,511	828	1,08,717	138	1,08,579	2,114	6,263	...	8,377	1,16,956
1,961	10,07,178	2,24,687	13,252	12,45,117	1,469	12,43,648	36,598	38,462	21	75,081	13,18,729
2,365	2,13,031	28,361	1,863	2,43,255	743	2,42,512	46,793	3,972	18	50,763	2,93,295
...	2,22,942	14,168	924	2,38,034	2	2,38,032	40,620	1,983	...	42,603	2,80,635
...	2,02,183	30,269	1,974	2,34,426	247	2,34,179	16,793	4,238	...	21,031	2,55,210
...	1,34,805	22,199	1,448	1,58,452	...	1,58,452	22,470	3,107	...	25,577	1,84,029
...	88,822	17,325	1,209	1,07,356	...	1,07,356	6,680	2,425	...	9,105	1,16,461
...	3,67,303	74,888	8,228	4,45,419	37	4,45,382	8,694	14,545	...	23,239	4,68,621
...	33,487	11,936	2,579	47,952	4	47,948	23,052	2,382	...	25,434	73,382
...	1,01,259	26,399	1,129	1,28,787	6	1,28,781	5,026	5,149	...	10,175	1,38,956
3,048	7,88,635	1,92,310	13,212	9,94,157	21	9,94,136	12,015	37,962	24	50,001	10,44,137
...	2,73,838	70,183	9,354	3,53,375	690	3,52,685	13,023	13,999	...	27,022	3,79,707
...	10,07,089	2,12,509	9,713	12,29,311	1,194	12,28,117	69,948	42,321	...	1,12,269	13,40,386
...	30,044	7,661	218	37,923	...	37,923	...	1,266	...	1,266	39,189
2,774	6,11,425	1,45,511	8,198	7,65,134	5,392	7,59,742	52,311	26,790	22	79,123	8,38,865
...	5,21,733	1,00,435	7,403	6,29,531	1,796	6,27,735	960	14,061	...	15,021	6,42,756
...	7,35,136	1,55,273	2,568	8,92,977	...	8,92,977	21,822	29,660	...	51,482	9,44,459
...	15,98,308	8,45,781	62,937	20,07,026	1,473	20,05,553	36,924	53,539	...	90,463	20,96,016
...	47,057	9,693	21	56,771	...	56,771	1,259	1,781	...	3,040	59,811
...	3,14,286	95,008	6,732	4,16,026	241	4,15,785	5,880	17,571	...	23,451	4,39,236
8,257	5,96,174	1,25,456	8,291	7,29,921	2,365	7,27,556	22,684	22,822	65	45,571	7,73,127
...	39,984	13,611	208	53,803	...	53,803	917	2,722	...	3,639	57,442
...	3,43,053	1,16,100	8,512	4,62,665	540	4,62,125	3,875	21,650	...	25,525	4,87,650
...	1,11,330	26,360	2,294	1,40,484	267	1,40,217	14,386	4,104	...	18,490	1,58,707
...	11,00,148	1,81,106	21,236	13,02,490	740	13,01,750	53,279	26,893	...	80,172	13,81,922
...	49,262	10,769	878	60,909	62	60,847	1,034	2,099	...	3,133	63,980
...	61,881	15,824	1,155	78,860	6	78,854	243	2,795	...	3,038	81,892
18,405	1,06,00,893	22,73,322	1,85,586	1,30,59,801	17,295	1,30,42,506	5,17,286	3,98,298	150	9,15,734	1,39,58,240

STATEMENT

Name of Work.	DURING YEAR.									
	Direct Charges.					Indirect Charges.				
	Works.	Establishment.	Tools and Plant.	Total.	Deduct—Receipts on Capital Account.	Total.	Capitalization.	Leave and Pension Allowances.	Audit and Accounts.	Total.
1	2	3	4	5	6	7	8	9	10	10
Brought forward ...	Rs. 14,420	Rs. 2,971	Rs. 453	Rs. 17,844	Rs. ...	Rs. 17,844	Rs. ...	Rs. 417	Rs. 144	Rs. 561
WORKS FOR WHICH CAPITAL ACCOUNTS ARE KEPT—contd.										
<i>UNPRODUCTIVE—contd.</i>										
<i>Works in Operation—contd.</i>										
30. Madag Tank
31. Asundi do.
32. Dharma Canal
33. Kādva River Works
34. Chankapur Tank ...	5,768	1,483	128	7,379	...	7,379	1,116	208	58	1,382
35. Pravara River Works—Lakh Canal
36. Godavari Canal ...	22,298	5,732	498	28,528	...	28,528	1,758	802	223	2,783
37. Pravara River Canal ..	8,76,421	2,25,316	21,303 (a)—190	11,22,850	2,331	11,20,519	1,797	31,544	8,764	42,105
38. Parsul Tank
39. Pravara Left Bank Canal
40. Mutha Canal including Matoba Tank...
41. Nira Canal and Shetpal Tank ...	15,768	4,054	352	20,174	3	20,171	...	568	158	726
42. Kasurdi Tank
43. Shirsuphal do.
44. Bhādalwādi do.
Total, Works in Operation ...	9,94,675	2,39,556	22,734 (a)—190	11,96,775	2,334	11,94,441	4,671	33,539	9,847	47,557
<i>Works under Construction.</i>										
45. Malādevi Tank
46. Budhihal Tank ...	492	127	11	630	288	342	...	18	5	23
47. Nira Right Bank Canal ...	28,16,905	7,24,187	(a) 1,86,329 68,251	37,95,702	11,056	37,84,646	388	1,01,386	28,169	1,29,943
48. Gokak Canal Survey ...	39,761	15,831	1,758	57,350	...	57,350	...	2,216	398	2,614
49. Victoria Tank ...	20	5	1	26	120	-94	...	1	...	1
50. Suki River
Total, Works under Construction ...	28,57,178	7,40,150	70,051 (a) 1,86,329	38,53,708	11,464	38,42,244	388	1,03,621	28,572	1,32,581
<i>Works in Abeyance.</i>										
51. Gokak Canal, II Section
Total, Unproductive ...	37,91,853	9,79,706	92,785 (a) 1,86,139	50,50,483	13,798	50,36,685	5,059	1,37,160	37,919	1,80,188
GRAND TOTAL ...	37,91,853	9,79,706	92,785 (a) 1,86,139	50,50,483	13,798	50,36,685	5,059	1,37,160	37,919	1,80,188

(a) Suspense Account.

I-B—*continued.*

Grand Total.	To END OF YEAR.										Grand Total.
	Direct Charges.						Indirect Charges.				
	Works.	Establishment.	Tools and Plant.	Total.	Deduct—Receipts on Capital Account.	Total.	Capitalization.	Leave and Pension Allowances.	Audit and Accounts.	Total.	
11	12	13	14	15	16	17	18	19	19a	20	21
Rs.	Rs.	Rs.	Rs.	Rs.	Rs.	Rs.	Rs.	Rs.	Rs.	Rs.	Rs.
18,405	1,06,00,893	22,73,322	1,85,586	1,30,59,801	17,295	1,30,42,506	5,17,286	3,98,298	150	9,15,734	1,39,58,240
...	1,26,596	31,841	2,825	1,61,262	14	1,61,248	...	6,350	...	6,350	1,67,598
...	48,805	10,881	1,055	60,741	...	60,741	12,536	1,718	...	14,254	74,996
...	77,768	16,588	1,153	95,509	...	95,509	2	2,321	...	2,323	97,832
...	7,60,525	1,88,801	22,555	9,71,881	140	9,71,741	31,133	31,317	...	62,450	10,34,191
8,761	15,80,899	3,85,680	61,004	19,77,583	2,132	19,75,451	20,010	47,634	869	68,013	20,43,464
...	2,64,529	68,641	19,477	3,52,647	201	3,52,446	5,824	13,621	...	19,445	3,71,891
31,311	81,87,901	13,31,886	2,26,974	97,46,761	2,026	97,44,735	3,11,151	1,86,461	603	4,98,215	1,02,43,950
11,62,624	97,56,674	22,65,478	2,82,127 (a) 4	1,23,04,283	15,712	1,22,88,571	66,531	3,17,167	16,355	4,00,053	1,26,88,624
...	1,62,423	42,832	2,823	2,08,078	71	2,08,007	972	6,016	...	6,988	2,14,995
...	2,34,163	85,770	4,528	3,24,461	144	3,24,317	6,943	16,290	...	23,233	3,47,550
...	50,96,724	10,42,934	1,18,446 (a) - 1,136	62,56,968	12,328	62,44,640	93,523	2,01,785	...	2,95,313	65,39,953
20,897	49,15,576	12,04,641	1,35,750	62,55,967	8,885	62,47,082	1,87,189	1,85,924	190	3,73,303	66,20,885
...	31,433	8,495	884	40,812	...	40,812	3,079	1,699	...	4,778	45,590
...	1,71,148	38,190	2,861	2,12,199	...	2,12,199	5,137	7,232	...	12,369	2,24,568
...	1,57,001	53,493	2,621	2,13,115	...	2,13,115	4,067	10,240	...	14,307	2,27,422
12,41,998	4,21,73,058	89,09,473	10,70,669 (a) - 1,132	5,22,42,068	58,448	5,21,83,620	12,65,388	14,34,073	17,667	27,17,123	5,49,00,748
...	2,42,869	60,546	1,473	3,04,888	2,848	3,02,040	875	9,013	...	9,888	3,11,928
865	4,00,333	90,066	5,085	4,95,489	3,397	4,92,092	5,741	12,609	9	18,359	5,10,451
39,14,589	2,05,59,389	42,26,075	8,84,520 (a) 5,73,929	2,62,43,913	37,080	2,62,06,833	60,823	5,91,650	53,373	7,05,846	2,69,12,679
59,964	42,160	16,631	1,931	60,723	...	60,722	...	2,328	422	2,750	63,472
- 93	52,918	11,169	726	64,812	2,069	62,743	2,463	1,565	...	4,028	66,771
...	12,212	2,749	178	15,139	...	15,139	...	385	...	385	15,524
39,74,825	2,13,09,886	44,07,235	8,93,913 (a) 5,73,929	2,71,84,963	45,394	2,71,39,569	69,902	6,17,550	53,804	7,41,256	2,78,80,825
...	92,036	70,024	14,246	1,76,306	...	1,76,306	740	13,238	...	13,978	1,90,284
52,16,823	6,35,74,980	1,34,76,732	19,78,828 (a) 5,73,797	7,96,03,337	1,03,843	7,94,99,495	13,36,030	20,64,361	71,471	34,72,362	8,39,71,857
52,16,823	6,36,41,358	1,35,18,243	19,79,656 (a) 5,73,797	7,97,12,054	1,03,980	7,96,08,074	13,38,144	20,71,124	71,471	34,80,739	8,30,88,813

(a) Suspense Account.

F. DE GA,
Assistant Accounts Officer.

Statement showing the Financial Results of Irrigation Works in

(Realizations under main heads of

Name of Work.	REVENUE (ACTUAL RECEIPTS).									
	Irrigation.			Navigation.	Plantations.	Water-power.	Miscellaneous.	Total.	Refunds of Revenue.	Gross Revenue less refunds.
	Water-rate directly paid.	Share of Land Revenue.	Total.							
1	2	3	4	5	6	7	8	9	10	11
WORKS FOR WHICH CAPITAL ACCOUNTS ARE KEPT.	Rs.	Rs.	Rs.	Rs.	Rs.	Rs.	Rs.	Rs.	Rs.	Rs.
PRODUCTIVE.										
<i>Works in Operation.</i>										
1. Gadikeri	2,355	2,355	2,355	...	2,355
2. Mavinkop Tank	2,022	2,022	2,022	...	2,022
3. Shahada Channel ...	8,203	5,561	8,764	152	8,916	...	8,916
Total, Productive ...	8,203	9,938	13,141	152	13,293	...	13,293
UNPRODUCTIVE.										
<i>Works in Operation.</i>										
4. Hathmati and Khari Out Canals ...	34,276	...	34,276	...	38	...	5,798	40,112	...	40,112
5. Wangroli Tank ...	6,856	7,102	13,958	298	14,256	...	14,256
6. Transa-Nagrama do. ...	101	...	101	1,104	1,205	...	1,205
7. Savli do. ...	10,800	...	10,800	720	11,520	...	11,520
8. Sahiat do. ...	1,788	3,666	5,454	295	5,749	...	5,749
9. Futelao do. ...	131	...	131	196	327	...	327
10. Lower Panjhra River Works ...	16,477	9,947	26,424	2,060	28,484	...	28,484
11. Hartala Tank ...	179	...	179	...	9	...	566	754	...	754
12. Mhasva do. ...	1,775	...	1,775	...	157	...	644	2,576	...	2,576
13. Jamba Canal ...	7,266	...	7,266	...	8,321	...	774	16,361	-20	16,381
14. Bhatodi Tank ...	10,430	5,361	15,791	...	650	...	1,770	18,211	17	18,194
15. Ekruk do. ...	49,767	...	49,767	...	207	...	1,19,184	1,69,158	116	1,69,042
16. Koregaon do. ...	1,094	...	1,094	133	1,227	...	1,227
17. Ashti do. ...	16,115	...	16,115	...	1,616	...	11,227	28,958	4	28,954
18. Pathri do. ...	4,080	...	4,080	...	36	...	6,096	10,212	...	10,212
19. Krishna Canal ...	67,963	...	67,963	924	68,887	2,883	66,004
20. Mhaswad do. ...	58,903	...	58,903	...	1,861	...	1,546	62,310	4,892	57,478
21. Revári do. ...	2,309	...	2,309	207	2,516	...	2,516
22. Upper Man River Works... ..	5,578	...	5,578	59	5,637	...	5,637
23. Yerla River Irrigation Works ...	20,173	...	20,173	803	20,976	...	20,976
24. Chikhli Canal ...	1,395	...	1,395	85	1,480	...	1,480
25. Maini Tank ...	9,956	...	9,956	122	10,078	...	10,078
26. Muchkundi do.	107	107	...	107
27. Gokak Canal, First Section, and Storage Works ...	56,125	...	56,125	14,313	5,596	76,034	32	76,002
28. Dambal Tank ...	406	916	1,322	1,055	2,377	...	2,377
29. Medleri do. ...	234	...	234	37	271	...	271
30. Madag do. ...	2,912	...	2,912	...	58	...	207	3,177	...	3,177
31. Asundi do. ...	838	687	1,525	58	1,683	...	1,683
32. Dharma Canal ...	1,245	-2,474	-1,229	-1,229	25	-1,254
33. Kadwa River Works ...	49,176	594	49,770	4,165	53,935	...	53,935
34. Chankapur Tank ...	34,355	...	34,355	...	227	...	690	35,272	6	35,266
35. Pravara River Works, Lakh Canal ...	942	225	1,167	...	151	...	649	1,967	...	1,967
36. Godavari Canal ...	5,11,872	...	5,11,872	23	104	...	26,770	5,38,769	363	5,38,406
37. Pravara do. ...	52,322	...	52,322	...	2,590	...	732	55,644	...	55,644
38. Parsul Tank ...	5,332	...	5,332	72	5,404	...	5,404
39. Pravara Left Bank Canal ...	1,10,168	76	1,10,244	...	110	...	834	1,11,188	91	1,11,097
40. Mutha Canal including Matoba Tank ...	2,90,021	52	2,90,073	200	1,426	...	68,256	3,59,955	582	3,59,373
41. Nira Canal and Shetphal Tank ...	7,50,388	...	7,50,388	...	356	...	11,508	7,62,252	5,081	7,57,171
42. Kasurdi Tank ...	60	...	60	1,420	1,480	...	1,480
43. Shirsuphal do. ...	3,530	...	3,530	129	3,659	...	3,659
44. Bhadalwadli do. ...	8,881	...	8,881	4,308	13,189	24	13,165
Total, Works in Operation ...	22,06,219	26,152	22,32,371	223	17,917	14,313	2,81,204	25,46,028	14,036	25,31,992
<i>Works under Construction.</i>										
45. Maladevi Tank
46. Budhihal do.
47. Nira Right Bank Canal
48. Gokak Canal Survey
49. Victoria Tank
50. Suki River
Total, Works under Construction
Total, Unproductive ...	22,06,219	26,152	22,32,371	223	17,917	14,313	2,81,204	25,46,028	14,036	25,31,992
GRAND TOTAL ...	22,09,422	36,090	22,45,512	223	17,917	14,313	2,81,356	25,59,321	14,036	25,45,285

I-C.

Deccan and Gujardt for the year ending 31st March 1923.

Revenue and Working Expenses).

WORKING EXPENSES.													
Revenue Management.				Maintenance and Repairs.							Indirect Charges.	Grand Total, Working Expenses.	Net Revenue.
Establishment.			Total Revenue Management.	Total Establishment.	Works.	Repairs.	Sundries.	Tools and Plant.	Plantations.	Total Cost of Maintenance.			
Establishment.	Navigation.	Civil Officers.											
13	18	14	15	16	17	18	19	20	21	22	23	24	25
Rs.	Rs.	Rs.	Rs.	Rs.	Rs.	Rs.	Rs.	Rs.	Rs.	Rs.	Rs.	Rs.	Rs.
847	...	236	1,083	124	...	496	...	22	...	642	141	1,866	489
299	...	202	500	48	...	174	...	8	...	225	50	775	1,247
691	...	722	1,413	91	...	864	...	13	...	468	113	1,994	6,922
1,836	...	1,160	2,996	258	...	1,034	...	43	...	1,335	304	4,635	8,658
...	...	1,714	1,714	5,920	878	23,531	...	497	397	30,728	1,072	33,509	6,603
...	...	1,053	1,053	1,480	382	5,679	...	124	17	7,682	268	9,003	5,253
...	...	5	5	545	...	2,237	...	46	...	2,828	98	2,931	-1,726
...	...	540	540	1,114	...	4,512	...	93	61	5,780	202	6,522	4,998
...	...	456	456	1,210	...	4,960	...	102	9	6,281	219	6,956	-1,207
...	...	7	7	340	...	1,398	...	29	...	1,767	62	1,836	-1,509
1,452	...	2,444	3,896	191	...	764	...	27	...	982	238	5,116	23,368
197	...	22	219	114	158	418	...	20	...	740	54	1,013	-259
490	...	89	519	315	437	503	...	44	321	1,620	117	2,256	320
1,187	...	363	1,550	672	-2,068	5,068	...	121	488	4,481	323	6,354	10,027
541	...	1,043	1,584	625	...	2,412	...	87	89	3,213	188	4,985	13,209
1,503	...	7,952	9,455	1,802	1,064	5,225	...	250	918	9,259	535	19,249	1,49,793
196	...	55	251	234	20	916	...	32	...	1,202	69	1,522	-295
1,078	...	1,057	2,135	1,285	...	5,074	...	178	65	6,602	382	9,119	19,335
867	...	477	1,344	1,035	588	3,499	...	144	52	5,318	307	6,969	3,243
2,183	...	4,443	6,636	2,798	4,167	6,621	404	338	405	14,783	810	22,229	43,775
7,217	...	3,040	10,257	1,788	72	7,056	...	159	4	9,074	1,331	20,662	36,816
474	...	115	589	607	1,423	942	...	84	63	3,119	175	3,883	-1,367
561	...	279	840	717	83	2,823	...	99	12	3,684	208	4,732	905
1,605	...	1,009	2,614	2,052	1,619	6,022	...	285	567	10,545	594	13,753	7,223
306	...	70	376	390	699	863	...	54	...	2,006	113	2,495	-1,015
783	...	498	1,281	1,001	1,058	2,905	...	139	43	5,146	290	6,717	3,361
437	437	200	...	800	...	35	...	1,035	97	1,569	-1,462
3,816	...	2,864	6,180	1,328	276	4,676	...	235	359	6,874	703	13,757	62,245
1,183	...	112	1,295	173	...	693	...	31	...	897	197	2,389	-12
643	...	12	655	94	...	377	...	17	...	488	107	1,250	-979
1,142	...	146	1,288	167	...	669	...	29	...	865	190	2,343	834
293	...	111	404	43	...	172	...	8	...	223	49	676	907
949	...	-181	768	46	...	184	...	69	...	299	141	1,208	-2,462
7,420	...	2,464	9,884	3,178	3,604	7,478	...	284	1,632	16,176	1,611	27,671	26,264
7,455	...	1,722	9,177	8,194	2,759	8,702	...	285	1,314	16,264	1,619	27,050	8,216
1,181	...	70	1,251	542	414	1,595	...	48	158	2,757	263	4,271	-2,304
45,829	...	26,395	92,224	30,054	15,574	95,770	-95	2,779	8,871	1,52,953	14,626	2,69,803	2,78,603
12,040	...	2,617	14,657	5,521	498	18,962	...	493	2,624	28,098	2,680	45,435	10,209
371	...	267	638	169	...	563	...	14	73	809	80	1,527	3,877
18,770	...	5,518	24,288	8,607	198	31,751	-5	774	2,480	43,805	4,177	72,270	38,827
49,141	...	12,334	61,475	14,762	1,163	55,101	-4,076	4,071	2,784	73,805	9,536	1,44,816	2,14,557
62,537	...	37,561	1,00,098	19,069	5,020	66,213	...	1,693	4,802	96,742	12,176	2,09,016	5,48,155
848	...	3	851	105	...	384	...	9	35	583	67	951	529
1,017	...	177	1,194	305	...	1,149	...	27	73	1,554	197	2,945	714
1,811	...	445	1,756	394	...	1,429	...	35	147	2,005	255	4,016	9,149
2,55,968	...	1,19,373	3,75,341	1,14,341	39,536	3,90,096	-3,772	13,943	28,863	5,83,007	56,426	10,14,774	15,17,213
...
...
...
...
...
...
2,55,968	...	1,19,373	3,75,341	1,14,341	39,536	3,90,096	-3,772	13,943	28,863	5,83,007	56,426	10,14,774	15,17,213
2,57,804	...	1,20,533	3,78,337	1,14,599	39,536	3,91,130	-3,772	13,986	28,863	5,84,342	56,730	10,19,409	15,25,876

F. DE GA,
Assistant Accounts Officer.

STATEMENT

Statement showing the Financial Results of Irrigation Works in the

Number of Works	Name of Works	General Financial Results to end							
		Mileage in operation.		Estimated cost of construction (direct and indirect).	Date of completion of work (P. W. Code II, 1918).	Date when system first came into operation.	Total Capital outlay (direct and indirect).	Accumulated arrears of interest.	Accumulated surplus revenues.
		Main canals and branches.	Distributaries.						
1	2	3	4	5	6a	6b	7	8	9
		Miles.	Miles.	Rs.	Date.	Date.	Rs.	Rs.	Rs.
WORKS FOR WHICH CAPITAL ACCOUNTS ARE KEPT.									
PRODUCTIVE.									
Works in Operation.									
1	Gadikari Tank	18-00	1-50	16,918	1881-82	1882-83	16,918	47,516
2	Mewkoop Tank	2-79	38,504	1881-82	1882-83	38,504	4,167
3	Shahada Channel	18-00	0-67	66,634	1921-22	1922-23	66,634	4,836
	Total, Works in operation	18-00	4-86	1,16,956	1,16,956	4,167	52,353
UNPRODUCTIVE.									
Works in Operation.									
4	Hathmatand Khari Out Canals	60-00	82-50	13,18,729	1883-84	1873-74	13,18,729	10,76,925
5	Wangrol Tank	17-28	2,93,295	1908-09	1904-05	2,93,295	1,82,127
6	Tranza Nagrama Tanks	7-60	2,80,635	1909-10	1904-05	2,80,635	1,98,478
7	Savli Tank	8-35	1-33	2,55,210	1909-10	1908-09	2,55,210	1,82,391
8	Sahist do.	9-25	1-79	1,84,029	1911-12	1910-11	1,84,029	1,62,192
9	Putelo do.	3-99	1,16,461	1916-17	1915-16	1,16,461	41,716
10	Lower Panjra River Works	46-00	4,98,021	1894-95	1881-82	4,98,021	4,87,352
11	Hartala Tank	5-50	73-38	73,382	1886-87	1872-73	73,382	70,795
12	Mhaswa do.	7-00	1,38,958	1886-87	1872-73	1872-73	1,38,958	2,37,502
13	Jamda Canals	39-00	75-00	10,41,089	1901-02	1870-71	10,41,089	23,15,820
14	Bhatodi Tank	4-50	5-50	3,79,707	1881-82	1871-72	3,79,707	6,64,611
15	Ekrak Tank	48-00	1-68	13,40,386	1890-91	1872-73	13,40,386	11,68,037
16	Koregaon Tank	3-75	39,189	1891-92	1893-93	1893-93	39,189	81,099
17	Ashli do.	27-60	3-15	8,41,680	1892-93	1881-82	8,38,895	10,55,993
18	Patri do.	4-66	3-33	6,42,346	1908-09	1906-07	6,42,346	3,79,682
19	Krishna Canal	63-87	9,46,709	1891-92	1889-70	9,44,459	6,68,074
20	Mhaswad Tank	89-45	43-38	20,86,016	1900-01	1884-85	20,86,016	26,10,819
21	Rawari Canal	10-25	69,811	1892-93	1885-86	69,811	38,623
22	Upper Man River Works	17-50	6-50	4,99,383	1894-95	1889-70	7,43,674	10,72,879
23	Yarla River Irrigation Works	33-33	4-00	7,73,127	1891-92	1872-73	4,39,283	1,05,225
24	Chikhli Canal	6-50	67,442	1883-83	1889-70	57,442	1,05,225
25	Maini Tank	9-25	7-68	4,87,650	1891-92	1870-71	4,87,650	4,77,576
26	Muchkundi Tank	5-50	9-25	1,58,707	1890-91	1894-95	1,58,707	2,12,874
27	Gokak Canal, First Section and Storage Works	16-13	35-43	13,81,922	1896-97	1884-85	13,81,922	6,67,817
28	Dambal Tank	3-27	63,980	1885-86	1890-91	1890-91	63,980	77,721
29	Medleri do.	5-64	81,392	1887-88	1884-85	1884-85	81,392	1,39,959
30	Madag do.	9-00	1,67,698	1888-89	1890-97	1890-97	1,67,698	3,35,143
31	Asundi do.	73,995	1889-90	1884-85	1884-85	73,995	1,03,204
32	Dharma Canal	27-15	5-71	97,632	1921-22	1913-14	97,632	62,779
33	Kadwa River Works	24-12	13-92	10,34,191	1907-08	1898-99	10,34,191	13,03,509
34	Chankapur Tank	18-61	20-60	20,48,799	1909-10	1909-10	20,48,799	10,83,866
35	Pravara River Works—Lakh Canal.	23-00	9-37	3,71,891	1893-94	1909-70	3,71,891	9,93,749
36	Godavari Canal	122-00	57-60	1,01,86,378	1915-16	1911-12	1,02,42,950	25,04,385
37	Pravara River Canal	33-00	18-00	1,40,49,406	Not completed.	1909-10	1,36,86,624	30,83,131
38	Parul Tank	4-75	2,18,946	1894-95	1899-90	2,14,995	2,40,643
39	Pravara Left Bank Canal	59-12	81-25	3,47,550	1892-93	1874-75	3,47,550	6,35,807
40	Mutha Canal, including Matoba Tank	88-00	84-00	65,40,085	1896-97	1874-75	65,39,953	89,47,763
41	Nira Canal, and Sheshpal Tank	106-78	139-00	66,00,681	1898-99	1885-86	66,30,885	1,03,434
42	Kasurdi Tank	1-75	45,590	1877-78	1899-70	45,590	1,10,401
43	Shreshpal Tank	12-60	2,24,698	1893-94	1879-90	2,24,698	3,23,940
44	Bhadalwad Tank	8-75	2,27,423	1890-91	1881-82	2,27,423	2,92,138
	Total Works in operation	973-23	795-96	5,61,96,289	5,49,00,748	3,10,03,309
Works under construction.									
45	Malsadevi Tank	3,14,574	Not completed. Under construction. Not completed.	Under construction.	3,11,928	2,62,276
46	Budhihal Tank	14,54,620			5,10,451	3,00,637
47	Nira Right Bank Canal	2,63,09,594			2,69,12,679	61,83,263
48	Gokak Canal, Survey	31,500			63,472	1,859
49	Victoria Tank	4,61,003			66,771	35,370
50	Suki River			15,524	5,933
	Total, Works under Construction	2,80,71,591	2,78,80,825	57,60,228
Works in Abeyance.									
	Gokak Canal, II Section	1,91,995	Work in Abeyance.	1,90,284	3,02,249
	Total, Unproductive	973-23	795-96	8,44,69,875	8,20,71,867	3,70,94,686
	GRAND TOTAL	991-23	800-82	8,45,76,831	8,30,88,813	3,70,99,563	62,852

II-C.

Deccan and Gujardt for, and up to the end of, 1922-1923.

of 1922-1923.

Financial Results of the year 1922-1923.

Total sum-at-charge (column 7 + column 8).	Gross receipts (direct and indirect).	Working expenses (direct and indirect).	Net revenue.	Percentage on Capital outlay, column 7.	Percentage on sum-at-charge, column 10.	Interest at 5 1/2 per cent. on direct Capital outlay to end of 1916-17 and at 5 1/4 per cent. on subsequent outlay.	Net profit.	Net loss.	Area irrigated.	Percentage of working expenses to receipts (column 11 to column 12).
10	11	12	13	14	15	16	17	18	19	20
Rs.	Rs.	Rs.	Rs.	Per cent.	Per cent.	Rs.	Rs.	Rs.	Acres.	Per cent.
10,918	2,355	1,866	489	2.29	2.89	544	...	55	...	79.23
57,071	2,032	776	1,247	2.78	3.31	1,004	243	...	661	38.33
66,634	2,916	1,994	6,922	10.40	10.40	2,068	4,596	...	1,268	22.96
1,21,123	13,293	4,636	8,658	7.40	7.14	3,634	5,024	...	1,919	24.87
29,06,654	40,112	33,509	6,603	0.80	0.28	41,369	...	24,766	9,682	63.54
4,75,422	14,566	9,003	5,563	1.79	1.10	8,078	...	2,826	2,942	63.16
4,74,108	1,206	2,931	-1,726	7,915	...	9,641	...	243.24
4,44,501	11,620	6,623	4,998	1.96	1.10	7,787	...	2,789	1,683	66.61
3,46,211	5,749	6,866	-1,207	8,309	...	6,476	1,703	120.99
1,58,177	327	1,596	-1,509	3,670	...	5,079	113	17.96
9,08,973	23,484	5,115	23,368	4.99	2.42	14,510	8,558	...	4,007	17.36
1,44,177	754	1,013	-259	1,694	...	1,853	73	134.35
3,78,458	2,578	2,256	320	0.23	0.09	4,268	...	3,993	148	87.68
23,69,993	16,381	4,354	10,027	0.98	0.30	83,040	...	23,013	1,628	38.79
10,44,218	18,194	4,985	13,209	3.48	1.28	11,737	1,462	...	755	27.40
25,03,433	1,69,043	19,249	1,49,793	11.12	5.98	40,837	1,08,968	...	1,524	11.39
1,20,289	1,227	1,522	-295	1,281	...	1,558	108	124.04
18,94,963	23,954	9,119	19,836	2.38	1.05	25,248	...	5,413	3,390	31.40
10,22,528	10,312	6,969	3,343	0.50	0.32	20,876	...	17,633	48	66.24
15,12,533	66,004	22,229	43,775	4.63	2.89	29,694	14,081	...	5,518	33.68
46,06,335	57,478	20,662	36,816	1.75	0.80	66,688	...	29,872	8,994	35.95
98,334	2,618	3,883	-1,267	1,888	...	3,255	540	154.33
11,82,980	5,637	4,732	905	0.21	0.09	13,627	...	12,922	897	83.94
19,40,006	20,976	13,763	7,213	0.93	0.39	24,146	...	16,923	2,842	66.66
1,62,997	1,480	2,496	-1,015	1,789	...	2,804	640	168.58
11,66,220	10,078	6,717	3,361	0.09	0.29	15,367	...	12,006	2,636	66.35
8,71,681	107	1,569	-1,462	4,663	...	6,125	71	1466.36
19,49,739	76,002	13,767	62,235	4.50	3.19	43,396	18,959	...	8,711	18.10
1,41,701	2,377	2,389	-12	2,023	...	2,035	277	100.29
2,31,351	271	1,250	-979	2,608	...	3,584	100	461.25
5,02,741	3,177	2,343	834	0.49	0.16	5,362	...	4,528	707	73.75
1,78,199	1,583	676	907	1.21	0.50	2,030	...	1,119	297	437.0
1,60,811	-1,254	1,208	-2,462	3,390	...	5,853	5,606	...
23,37,700	53,935	27,671	26,264	2.54	1.17	32,313	...	6,048	7,879	51.30
81,27,320	35,293	27,050	8,243	0.40	0.26	68,381	...	60,166	5,864	76.70
13,67,640	1,997	4,271	-2,304	11,720	...	14,024	694	217.13
1,27,47,315	5,58,406	2,69,803	3,78,603	2.72	2.18	3,28,071	...	49,468	50,637	48.26
1,57,71,756	55,944	45,435	10,509	0.08	0.06	5,01,709	...	4,91,500	18,061	81.65
4,55,638	5,404	1,527	3,877	1.80	0.85	6,917	...	3,040	259	29.23
9,76,367	1,11,087	73,270	38,817	11.17	9.88	10,784	28,043	...	31,923	65.95
1,04,67,716	8,59,373	1,44,816	2,14,557	3.28	2.04	2,07,864	7,303	...	25,002	40.29
78,83,319	7,67,171	2,09,016	5,48,155	6.23	7.13	2,10,443	3,37,713	...	76,034	27.60
1,55,991	1,460	951	509	1.16	0.34	1,367	...	828	97	64.23
5,47,206	3,669	2,945	714	0.32	0.13	7,056	...	6,342	1,334	80.49
5,19,560	13,165	4,016	9,149	4.02	1.76	7,087	2,063	...	1,516	30.51
8,59,03,937	25,31,992	10,14,774	15,17,218	2.76	1.76	18,87,592	...	3,20,374	2,84,974	40.08
5,74,304	10,043	...	10,043
8,10,938	16,377	...	16,377
3,20,95,932	11,01,022	...	11,01,022
65,391	1,756	...	1,756
1,02,141	2,285	...	2,285
21,467	503	...	503
3,36,70,063	11,81,966	...	11,81,966
4,92,533	5,883	...	5,883
12,00,66,543	25,31,992	10,14,774	15,17,218	1.83	1.26	29,76,421	...	14,68,308	2,84,974	40.08
12,01,87,686	25,45,285	10,10,409	15,36,876	1.84	1.27	29,79,055	...	14,63,179	2,90,593	40.06

F. DE GA,
Assitant Accounts Officer.

STATEMENT III-C.

Demands and Realisations during the year 1922-1923 in Deccan and Gujarát.

Irrigation Works.	Balance of demands unrealized at commencement of year (b).	DEMANDS OF THE YEAR (a).				Total including balance at commencement of year.	Deduct—Remissions not including Cash Refunds.	Net Total.	Deduct—Amount unrealized at close of year.	Actual Realizations of the year. (c).
		Rabi, 1921-1922.	Kharif, 1922-1923.	Miscellaneous Receipts.	Total.					
1	2	3	4	5	6	7	8	9	10	11
	Rs.	Rs.	Rs.	Rs.	Rs.	Rs.	Rs.	Rs.	Rs.	Rs.
WORKS FOR WHICH CAPITAL ACCOUNTS ARE KEPT.										
PRODUCTIVE.										
WORKS IN OPERATION.										
1 Gadikeri Tank
2 Mavinkop do.
3 Shahada Channel	227	2,912	889	152	3,453	3,680	3,680	825	3,855
Total, Productive	227	2,912	889	152	3,453	3,680	3,680	325	3,855
UNPRODUCTIVE.										
WORKS IN OPERATION.										
4 Hathmati and Khari Cut Canal	1,02,794	14,822	24,044	5,836	44,702	1,47,496	12	1,47,484	1,07,372	40,112
5 Wangrolli Tank	1,240	3,730	2,907	298	6,935	8,175	35	8,140	988	7,154
6 Tranza-Nagrama Tank	72	74	...	1,104	1,178	1,250	1,250	45	1,205
7 Savli Tank	6,167	2,689	3,511	720	6,920	13,087	77	13,010	1,490	11,520
8 Sahiat do.	548	1,476	771	295	2,542	3,090	1	3,089	1,006	2,083
9 Futeiao do.	8	177	...	196	373	381	381	54	327
10 Lower Panjhra River Works	3,391	(d)3,774	(d)9,593	2,060	15,427	18,818	18,818	281	18,537
11 Hartala Tank	95	84	575	754	754	754	...	754
12 Mhaswa do.	50	1,627	98	801	2,526	2,576	2,576	...	2,576
13 Jamda Canal	2,157	4,011	3,732	9,095	16,838	18,995	18,995	2,634	16,361
14 Bhátodi Tank	4,343	3,727	2,410	2,420	8,557	12,900	12,900	50	12,850
15 Ekrúk do.	40,741	16,173	33,176	1,22,697	1,72,046	2,12,787	82	2,12,705	43,547	1,69,158
16 Koregaon do.	1,094	...	133	1,227	1,227	1,227	...	1,227
17 Ashti do.	-98	16,281	...	12,843	29,124	29,026	29,026	68	28,958
18 Páthri do.	526	4,042	...	5,632	9,674	10,200	10,200	-12	10,212
19 Krishna Canal	27,174	19,837	43,714	924	64,755	91,449	11	91,438	22,551	68,887
20 Mhaswad Tank	8,066	42,274	32,577	3,407	78,258	86,324	16	86,309	23,999	62,310
21 Bevári Canal	25	1,742	542	207	2,491	2,516	2,516	...	2,516
22 Upper Man River Works	195	4,841	542	59	5,442	5,637	5,637	...	5,637
23 Yerla River Irrigation Works	4	17,596	2,573	803	20,972	20,976	20,976	...	20,976
24 Chikhli Canal	101	394	918	85	1,397	1,498	1,498	18	1,480
25 Maini Tank	376	7,187	2,393	122	9,702	10,078	10,078	...	10,078
26 Muchkundi Tank	358	107	465	465	465	358	107
27 Gokák Canal, First Section, and Storage Works	16,609	18,306	27,669	20,687	66,662	83,271	83,271	7,237	76,034
28 Dambal Tank	406	159	1,055	1,620	1,620	1,620	159	1,461
29 Medleri do.	97	...	693	37	730	827	827	556	271
30 Madag do.	1,638	1,214	2,175	265	3,654	5,292	5,292	2,115	3,177
31 Asundi do.	575	285	414	58	757	1,332	1,332	436	896
32 Dharma Canal	4,861	...	2,526	...	2,526	7,387	33	7,354	6,109	1,245
33 Eádwa River Works	4,026	23,285	42,192	4,178	69,655	73,661	73,661	20,840	53,341
34 Chankápur Tank	2,177	15,568	20,950	921	37,439	39,616	39,616	4,344	35,272
35 Pravara River Works—Lákh Canal	-3	496	605	800	1,901	1,898	1,898	156	1,742
36 Godávari Canal	1,44,326	1,44,606	4,15,466	28,087	5,88,159	7,32,485	559	7,31,926	1,93,157	5,38,769
37 Pravara Canal	11,544	49,094	43,830	3,338	96,262	1,07,806	1,07,806	52,162	55,644
38 Parsul Tank	981	4,046	322	72	4,440	5,421	15	5,406	2	5,404
39 Pravara Left Bank Canal	48,811	52,798	1,19,215	1,061	1,73,064	2,21,875	70	2,21,805	1,10,693	1,11,112
40 Mutha Canal including Matoba Tank	88,199	26,686	2,19,459	70,415	3,16,560	4,04,759	1,001	4,03,758	43,855	3,59,903
41 Nira Canal and Shetphal Tank	55,995	1,23,368	5,82,819	11,546	7,17,733	7,73,728	222	7,73,506	11,254	7,62,252
42 Kásurdi Tank	60	1,420	1,480	1,480	1,480	...	1,480
43 Shirsuphal do.	529	3,001	129	3,659	3,659	3,659	...	3,659
44 Bódalvádi do.	2,997	3,165	4,174	4,808	11,647	14,644	24	14,620	1,431	13,189
Total, Unproductive works in operation	5,80,713	6,31,315	16,40,672	3,18,786	25,99,773	31,80,486	2,157	31,78,329	6,58,453	25,19,876
Grand Total	5,80,940	6,34,227	16,50,061	8,938	26,08,226	31,84,166	2,157	31,82,009	6,58,778	25,23,231

(a) Excluding Irrigation share of Land Revenue.

(b) Correct balances as now reported by District Officers in Canal Returns Nos. VI and VII.

(c) Excluding "Refunds of Revenue" and "Indirect Revenue".

(d) Inclusive of assessment as shown in Canal Return No. IX.

F. DE GA,
Assistant Accounts Officer.

STATEMENT IV-C.

Statement showing the Financial Results of Irrigation Works in Deccan and Gujarat for the year ended 1922-1923, based on the assessment of the year.

Principal Results and Operations for the year ended 31st March 1923.

		REVENUE ASSESSED DURING THE YEAR.												
Irrigation Works		Capital outlay (direct and indirect) to end of year.	Direct assessed Revenue.							Indirect Revenue (Land Revenue due to operation of Canal).	Grand Total.	Working Expenses, direct and indirect.	Net assessed Revenue of the year.	Percentage on Capital outlay to end of year.
			Occupier's rate.	Owner's rate.	Plantations.	Water-power.	Navigation.	Miscellaneous.	Total.					
1		2	3	4	5	6	7	8	9	10	11	12	13	14
WORKS FOR WHICH CAPITAL ACCOUNTS ARE KEPT.		Rs.	Rs.	Rs.	Rs.	Rs.	Rs.	Rs.	Rs.	Rs.	Rs.	Rs.	Rs.	Rs.
PRODUCTIVE.														
WORKS IN OPERATION.														
1	Gadikeri Tank	16,018	2,355	2,355	1,866	460	2.89	
2	Mavinkop do.	33,504	2,023	2,023	775	1,247	3.72	
3	Shahada Channel	66,534	5,116	152	5,268	5,561	10,829	1,994	8,835	13.28
Total, Productive		1,16,956	5,116	152	5,268	9,938	15,206	4,695	10,511	9.04
UNPRODUCTIVE.														
WORKS IN OPERATION.														
4	Háthmati and Khári Cut Canal	18,18,720	36,948	...	33	5,798	42,784	...	42,784	33,508	9,275	0.70
5	Wangroli Tank	2,93,295	8,682	298	8,330	7,102	10,932	9,008	1,929	0.66
6	Transa-Nagrama Tank	2,80,635	1,104	1,104	...	1,104	2,931	-1,827	(a)
7	Sávlí Tank	2,55,210	4,771	720	5,491	...	5,491	6,522	-1,031	(a)
8	Sahíat do.	1,64,029	2,493	295	2,788	3,668	6,464	6,956	-502	(a)
9	Futelo do.	1,16,461	381	196	527	...	527	1,836	-1,309	(a)
10	Lower Pánjhra River Works	4,68,621	13,056	2,060	15,116	9,947	25,063	5,116	19,947	4.26
11	Hartála Tank	73,382	178	...	9	566	753	...	753	1,013	-260	(a)
12	Mhaswa do.	1,28,956	283	...	157	844	1,064	...	1,064	2,256	-1,192	(a)
13	Jámá Canal	10,44,137	5,483	...	8,321	774	14,578	...	14,578	6,354	8,224	0.79
14	Bhátodi Tank	3,79,707	5,075	...	650	1,770	7,435	5,361	12,556	4,985	7,571	2.07
15	Ekrók Tank	13,40,386	33,176	...	207	1,23,490	1,55,873	...	1,55,873	19,240	1,36,634	10.10
16	Koregaon do.	39,160	519	133	652	...	652	1,622	-970	(a)
17	Ashti do.	8,38,865	16,366	...	1,618	11,227	29,189	...	29,189	9,119	20,080	2.35
18	Páthri do.	5,42,845	99	...	38	5,696	5,781	...	5,781	6,969	-1,188	(a)
19	Krishna Canal	9,44,469	54,978	921	55,902	...	55,902	23,229	32,673	3.57
20	Mhasvad do.	20,96,016	59,553	...	1,861	1,546	62,980	...	62,980	20,662	42,318	2.02
21	Rovári do.	59,811	2,363	207	2,570	...	2,570	3,888	-1,318	(a)
22	Upper Mán River Works	4,39,286	8,204	69	3,263	...	3,263	4,732	-1,469	(a)
23	Yerla River Irrigation Works	7,73,127	11,172	803	11,875	...	11,875	15,763	-3,888	(a)
24	Chikli Canal	57,442	1,914	85	1,999	...	1,999	2,496	-496	(a)
25	Maini Tank	4,67,660	8,532	124	8,654	...	8,654	9,717	-1,063	(a)
26	Muchkund Tank	1,58,707	358	107	465	...	465	1,560	-1,094	(a)
27	Gokák Canal, First Section, and Storage Works	13,81,922	42,589	14,313	...	6,374	63,376	...	63,376	12,767	49,510	3.63
28	Dambal Tank	63,980	235	1,055	1,890	916	2,206	2,389	-183	(a)
29	Medleri do.	81,392	761	37	798	...	798	1,350	-552	(a)
30	Madag do.	1,67,598	3,459	...	58	207	3,724	...	3,724	2,343	1,381	0.32
31	Asundi do.	74,995	612	68	670	687	1,357	676	681	0.91
32	Dharma Canal	97,832	2,527	2,527	-2,474	53	1,208	-1,155	(a)
33	Kádwa River Works	10,34,191	60,588	4,178	64,764	594	65,358	27,671	37,687	3.74
34	Chankápur Tank	20,43,404	42,045	...	227	694	43,966	...	43,966	27,050	16,916	7.79
35	Pravara River Works—Láksh Canal.	3,71,891	1,252	...	161	646	3,052	225	3,277	4,271	-1,994	(a)
36	Godávari Canals	1,02,43,950	5,92,627	...	104	...	23	27,960	6,20,714	...	6,20,714	2,59,803	3,60,911	3.62
37	Pravara Canal	1,26,88,634	91,225	...	2,690	748	94,563	...	94,563	45,435	49,128	0.48
38	Parsul Tank	2,14,996	694	72	766	...	766	1,527	-761	(a)
39	Pravara Left Bank Canal	3,47,560	1,90,001	...	110	941	2,00,062	76	2,00,128	72,270	1,27,858	36.79
40	Mutha Canal including Mátoba Tank	65,39,953	2,75,571	...	1,428	...	200	68,789	3,46,386	52	3,46,338	1,44,816	2,01,522	3.08
41	Nira Canal and Shetphal Tank	66,20,885	6,75,243	...	356	11,180	6,86,789	...	6,86,789	2,69,016	4,17,773	7.22
42	Kásurdi Canal	46,590	107	1,430	1,527	...	1,527	561	570	1.26
43	Shirsuphal do.	2,24,568	5,454	129	5,593	...	5,593	2,945	2,648	1.17
44	Bhádalvadi do.	2,27,422	6,522	4,308	10,830	...	10,830	4,018	6,814	3.00
Total, Unproductive		5,49,00,748	22,65,164	...	17,917	14,313	223	2,86,338	25,83,950	26,153	26,103,102	10,14,774	15,95,328	2.91
Grand Total		5,50,17,704	22,70,280	...	17,917	14,313	223	2,86,486	25,89,218	30,090	26,25,808	10,19,409	16,06,399	2.90

(a) No percentage is calculated, as the net revenue against the work is a minus figure.

F. DE GA,
Assistant Accounts Officer.

Statement of Area irrigated by Irrigation Works in the

No.	Name of Work.	AREA IRRIGATED IN ACRES.							AVERAGE DISCHARGES, CUBIC FEET PER SECOND.			
		Kharif.	Rabi.	Total.	Flow.	Lift.	Double-cropped.		At Head.		Utilized.	
							Area irrigated.	Percentage of Total Area.	Kharif.	Rabi.	Kharif.	Rabi.
1	2	3	4	5	6	7	8	9	10	11	12	13
	WORKS FOR WHICH CAPITAL AND REVENUE ACCOUNTS ARE KEPT.											
	Productive.											
1	Gadikeri Tank
2	Mavinkop Tank	661†	...	661†	661	0.25	...	0.25	...
3	Shabada Channel { Patashal Jirayat.	48† 147	927† 1,111	975† 1,258	2,233	Discharges	not taken.
	Total, Productive	{ 709† 147	{ 927† 1,111	{ 1,636† 1,258	{ 2,894
	Unproductive.											
4	Hathmati and Khari Canals.	{ 820 21† 3,797 282† 753 45†	{ 3,049 2,219	{ 3,869 6,016	{ 3,822 5,876	{ 47 140	{ 141 60	{ 80 42	{ 57 60	{ 71 42
5	Wangroli Tank	{ 288	{ 1,041	{ 1,033	{ 8	{ 20.61	{ 5.69	{ 20.61	{ 5.69
6	Transa-Nagramma Tanks
7	Savli Tank	{ 896 18†	{ 593	{ 1,489	{ 1,489	{ 33.10	{ 15.03	{ 33.10	{ 15.03
8	Saiat do.	{ 235 50†	{ 497	{ 732	{ 732	{ 18.91	{ 27.33	{ 13.91	{ 27.33
9	Futalao do.	{ 30 30†	{ 83	{ 113	{ 113	{ 10.90	...	{ 10.90
10	Lower Panjhra (Patashal River Works.	{ 1,531† 174	{ 96† 616	{ 1,627† 790	{ 2,417	...	30	1.24	{ 0.45	{ 6.24	{ 0.45	{ 6.24
11	Hartala Tank	{ 41	{ 81	{ 72	{ 72	{ 0.016	{ 0.119	{ 0.016	{ 0.119
12	Mhasva do.	{ 98	{ 50	{ 148	{ 148	{ 0.27	{ 0.86	{ 0.27	{ 0.86
13	Jamda Canals	{ 1,308	{ 520	{ 1,828	{ 1,828	{ 33.66	{ 41.00	{ 33.66	{ 41.09
14	Bhatodi Tank	{ 269	{ 486	{ 755	{ 738	{ 17	{ 95	{ 12.59	{ 1.85	{ 1.76	{ 1.85	{ 1.76
15	Ekrak do.	{ 1,524	...	{ 1,524	{ 1,468	{ 56	{ 20.08	{ 6.82	{ 15.74	{ 2.78
16	Koregaon do.	...	{ 106	{ 106	{ 99	{ 7	{ 0.49	...	{ 0.49
17	Ashti do.	...	{ 3,390	{ 3,390	{ 3,381	{ 9	{ 9.25	...	{ 9.25
18	Pathri do.	...	{ 48	{ 48	...	{ 48
19	Krishna Canal	{ 5,066 (3,895)	{ 1,452 (5,099)	{ 6,518 8,994	{ 5,767 8,994	{ 751	{ 259	{ 4	{ 44.14	{ 65.86	{ 44.14	{ 65.86
20	Mhasvad Tank	{ 3,921	{ 5,073	{ 8,994	{ 8,994	{ 34	{ 45	{ 34	{ 45
21	Revári Canal	{ 146	{ 394	{ 540	{ 539	{ 1	{ 60	{ 11	{ 2.77	{ 3.49	{ 2.48	{ 3.49
22	Upper Man River Works	{ 260	{ 608	{ 868	{ 865	{ 3	{ 175	{ 20	{ 0.76	{ 5.17	{ 0.76	{ 5.17
23	Yerla River Irrigation Works.	{ 1,086	{ 1,756	{ 2,842	{ 2,837	{ 5	{ 310	{ 11	{ 4.31	{ 8.41	{ 4.31	{ 8.41
24	Chikhli Canal	{ 409	{ 131	{ 540	{ 526	{ 14	Not recorded.
25	Maini Tank	{ 1,111	{ 1,425	{ 2,536	{ 2,485	{ 51	{ 2.00	{ 3.97	{ 2.00	{ 3.97
26	Muchkundi do. §	{ 71	{ 387	{ 458	{ 458
27	Gokak Canal, 1st Section and storage works.	{ 5,743	{ 2,968	{ 8,711	{ 8,358	{ 353	{ 32.12	{ 49.63	{ 32.12	{ 49.63
28	Dambal Tank	{ 110 144†	{ 24	{ 134 144†	{ 133 144	{ 1	{ 2.28	{ 0.49	{ 2.28	{ 0.49
29	Medleri do.	{ 88	{ 12	{ 100	{ 99	{ 1	{ 2.80	{ 4.23	{ 2.80	{ 4.23
30	Madag do.	{ 510	{ 197	{ 707	{ 707	{ 7.30	{ 9.12	{ 7.30	{ 9.12
31	Asundi do.	{ 77	{ 190†	{ 190†	{ 190	{ 5	{ 3.47	{ 6.04	{ 3.47	{ 6.04
	Total	{ 28,543 1,675†	{ 26,433 286†	{ 54,976 1,961†	{ 55,420	{ 1,527	{ 929	{ 1.63
	Total, Productive, carried over	{ 147 709†	{ 1,111 927†	{ 1,258 1,636†	{ 2,894
	Total Unproductive, carried over	{ 28,543 1,675†	{ 26,433 286†	{ 54,976 1,961†	{ 55,420	{ 1,527	{ 929	{ 1.63

I-E.

Bombay Presidency, excluding Sind, during the year 1922-1923.

AREA IRRIGATED PER CUBIC FOOT PER SECOND.				BASE TO WHICH THE DUTIES OF WATER ARE CALCULATED.		Remarks.			
Discharged at Head.		Utilized.		Kharif.	Rabi.				
Kharif.	Rabi.	Kharif.	Rabi.						
14	15	16	17				18	19	20
...	16th Jan. to 15th October.	16th October to 15th January.	Norm. by the Superintending Engineer, C. D.—As perennial and eight months' crops are irrigated during the rabi season, in order to obtain the figures of duty for the rabi season in columns 15 and 17, the area of perennial and eight months' crops given in statement G irrigated in the rabi season are added to areas of rabi in column 4 and the total so obtained is divided by figures of rabi discharges in columns 11 and 13. The figures in columns 15 and 17 thus represent areas actually irrigated per cusec.			
2,644-00	...	2,644-00	...				15th June to 14th October...	15th October to 14th February.	* All the lands under Gadikeri tank are assessed at consolidated rates. As the rain during the year was good and timely the cultivators did not feel the necessity of tank water, so there was no irrigation.
...						
...	Do.	Do.	‡ This represents Hot weather cultivation.			
5-66	38-11	14-01	42-94				15th June to 14th October.	15th October to 14th February	§ Water from the Muchkundi tank was issued free for non-perennial irrigation.
58-58	52-83	58-58	52-83						
34-35	50-61	34-35	50-61	15th Febry. to 14th October.	Do.				
26-53	39-45	26-53	39-45			15th June to 15th October....	16th October to 15th February.		
18-30	18-19	13-30	18-19					15th Febry. to 14th October.	15th October to 14th February.
...	7-61	...	7-61	Do.	Do.				
3788	114	3788	114			Do.	Do.		
2562	269	2562	269					15th Febry. to 14th October.	Do.
363	60	363	60	15th June to 15th October....	16th October to 15th February.				
39	14	39	14			15th Febry. to 14th October.	15th October to 14th February.		
145	276	145	276					Do.	Do.
76	78	97	191	Do.	Do.				
...	216	...	216			16th Febry. to 15th October...	16th October to 15th February.		
...	366	...	366					15th Febry. to 14th October.	15th October to 14th February.
...	16th Febry. to 15th October...	16th October to 15th February				
137	69	137	69			Do.	Do.		
115	113	115	113					Do.	Do.
67	114	63	114	Do.	Do.				
368	137	368	137			Do.	Do.		
255	306	255	306					Do.	Do.
...	Do.	Do.				
579	388	579	388			15th Febry. to 14th October...	15th October to 14th February.		
...					16th January to 15th October.	16th October to 15th January.
174-31	90-39	174-31	90-39	16th Jan. to 15th October.	16th October to 15th January.				
111-00	53-00	111-00	53-00			16th Jan. to 15th October.	16th October to 15th January.		
31-00	10-00	31-00	10-00					16th Jan. to 15th October.	16th October to 15th January.
70-00	24-00	70-00	24-00	16th Jan. to 15th October.	16th October to 15th January.				
22-00	42-00	22-00	42-00			16th Jan. to 15th October.	16th October to 15th January.		
...					16th Jan. to 15th October.	16th October to 15th January.
...	16th Jan. to 15th October.	16th October to 15th January.				
...			16th Jan. to 15th October.	16th October to 15th January.		

No.	Name of work.	AREA IRRIGATED IN ACRES.							AVERAGE DISCHARGES, CUBIC FEET PER SECOND.			
		Kharif.	Rabi.	Total.	Flow.	Lift.	Double-cropped.		At Head.		Utilized.	
							Area irrigated.	Percentage of Total area.	Kharif.	Rabi.	Kharif.	Rabi.
1	2	3	4	5	6	7	8	9	10	11	12	13
	Total, Productive, brought forward ... {	147 709†	1,111 927†	1,258 1,636†	2,894
	Total, Unproductive, brought forward ... {	28,543 1,675†	26,438 286†	54,976 1,961†	55,420 ...	1,527	929
	WORKS FOR WHICH CAPITAL AND REVENUE ACCOUNTS ARE KEPT.											
	Unproductive—consolid.											
32	Dharma Canal ... {	482 5,126†	...	482 5,126†	482 5,126	54.69	13.34	54.69	...
33	Kidwa River Works. {
	Waghad Tank ... {	(2,811)	(3,022)
	Palkhed Canal ... {	2,872	1,836	4,208	4,144	64	74	1.76	60	48	60	...
	Ojhar-Tambhat Canal ... {	(1,343)	(1,336)	2,016	2,014	2	31	1.54	11	12	11	...
	Wadali Canal ... {	1,509	507	1,655	1,655	...	8	...	10	7	10	...
	Wadali Canal ... {	(950)	(1,140)
	Wadali Canal ... {	1,078	579
34	Girna Left Bank Canal ... {	(3,165)	(4,888)	7,648	7,610	38	1,719	22.48	41	62	41	...
	...	3,785	3,868
35	Pravara River Works—Lakh Canal. {	(367)	(382)	694	616	78	220	81.73	5	4	5	...
	...	367	327
36	Lake Beale Darna Dam ... {	223	179	402	...	402
	Godavari Right Bank Canal {	(11,943)	(19,893)	30,201	30,182	19	1,868	6.18	173	242	173	...
	...	12,333	17,868
	Godavari Left Bank Canal ... {	(6,968)	(14,383)	20,023	19,982	31	545	2.72	99	124	99	...
	...	7,218	12,807
37	Pravara River Works—Pravara Right Bank Canal. {	(6,168)	(7,003)	18,061	18,059	2	609	3.37	51	46	51	...
	...	9,226	8,835
38	Parsul Tank ... {	(228)	(232)	253	253	3	3	3	...
	...	151	102
39	Pravara River Works—Pravara Left Bank Canal. {	(17,436)	(12,886)	31,923	31,923	...	392	1.23	113	116	113	...
	...	18,588	13,395
40	Mutha Canals and Matoba Tank. {	(14,997)	(7,826)	20,393	20,146	247	163	0.80	212	116
	...	19,178	1,215
	...	(2,491)	(2,998)	6,010	6,010	17	11	17	...
	...	3,487	2,573
41	Nira Canal and Shetphal Tank. {	(38,989)	(38,886)	69,887	69,524	363	1,040	1.49	311 (a)	269	282 (a)	...
	...	40,791	29,996
	...	(3,992)	(2,844)	5,187	5,186	1	25	0.49	19	18	19	...
	...	3,710	1,427
42	Kasurdi Tank(h) ... {	56	41	97	97
43	Shirsuphal do.(h) ... {	(629)	(648)	1,334	1,334	...	25	1.87	4	5	4	...
	...	725	609
44	Bhadalvad do.(h) ... {	(621)	(556)	1,516	1,516	...	56	3.69	6	7	6	...
	...	977	539
	Total, Unproductive ... {	155,245 6,801†	121,671 286†	276,916 7,087†	281,229	2,774	7,704	2.71
	GRAND TOTAL, PRODUCTIVE AND UNPRODUCTIVE. {	155,392 7,510†	122,782 1,213†	278,174 8,723†	284,133	2,774	7,704	2.68

I-E—concluded.

AREA IRRIGATED PER CUBIC FOOT PER SECOND.				BASE TO WHICH THE DUTIES OF WATER ARE CALCULATED.		Remarks.
Discharged at Head.		Utilized.		Kharif.	Rabi.	
Kharif.	Rabi.	Kharif.	Rabi.			
14	15	16	17	18	19	20
...			<p>NOTE—The bold figures in brackets represent areas actually irrigated during the respective seasons and the duties have been calculated on these figures. They differ from those in statement IVE owing to the fact that certain areas irrigated during the Rabi seasons are assessed in Kharif papers and <i>vice versa</i>. In the Rabi season in addition to pure Rabi crops perennial and eight months crops are irrigated. To obtain correct duties therefore these crops have to be added to the Rabi area.</p> <p>(a) The low duties on the Pravara Canals are due to the fact that irrigation is yet under development.</p> <p>(b) The low duties are due to the fact that the proportion of sugar cane and other perennial crops to the seasonal crops is great.</p> <p>(c) The low duties are due to scattered nature of irrigation.</p> <p>(d) The difference between the discharge at "Head" and "Utilized" is due to canal water having been let into Shetphal Tank and run to waste through scouring sluices.</p> <p>(d') The high duties on Shetphal tank and on Matoba tank are due partly to (1) concentration of irrigation on a small channel and consequently small losses in absorption and mainly (2) due to the fact that although the channel does not flow for days together owing to rainfall and other causes, the total discharge during a season is distributed on all the days of the season which reduces the average discharge and thus gives higher duties.</p> <p>(f) Figures of utilized discharge are not available as the quantity let into Matoba Tank was not measured. Besides water was supplied for drinking purposes to the city and cantonment of Poona.</p> <p>(e) The duties shewn against the Kadwa river works and Lakh canal are fictitious figures as perennial and hot weather crops are mostly irrigated on well water during hot weather season and low duties are also partly due to scattered nature of irrigation.</p> <p>(g) The low duties are due to high proportion of sugar cane and other perennial crops which require a larger quantity of water and also to the fact that a large quantity of water is supplied for drinking purposes.</p> <p>(h) The discharge from these tanks in the hot weather season being uncertain as well as very small has not been accounted for. The duties are calculated on an eight months basis. Even during the monsoon and rabi seasons there is no discharge from these tanks for days together and the actual number of days on which the channels were in flow have been taken for purposes of duties.</p> <p>(i) This tank received very meagre replenishment during the monsoon. Only one watering could be issued.</p> <p>* An area of 23 acres is indirectly irrigated by underground percolation from the Mutha Right Bank Canal.</p> <p>† Area under consolidated assessment.</p>
...	16th January to 15th October.	16th October to 15th January.	
...			
47 (e)	63 (e)	47 (e)	63 (e)	15th June to 14th October...	15th October to 14th February.	
122 (e)	111 (e)	122 (e)	111 (e)			
95 (e)	163	95 (e)	163			
77 (c)	79 (c)	77 (c)	79 (c)			
73 (e)	95 (e)	73 (e)	95 (e)	Do.	Do.	
...			
69 (b)	82 (b)	69 (b)	82 (b)	15th February to 14th October.	Do.	
70 (b)	116 (b)	70 (b)	116 (b)			
121 (a)	152	121 (a)	152	Do.	Do.	
76	77	76	77	15th June to 14th October ...	Do.	
154	111 (a)	154	111 (a)	15th February to 14th October.	Do.	
71 (g)	67 (g)	15th February to 14th October.	Do.	
147	273 (d')	147	273 (d')			
123	145	138	150	15th February to 14 October.	Do.	
210 (d')	158	210 (d')	158			
...	15th June to 14th October...	Do.	
157	130	157	130			
104	79	104	79			
...			
...			

Statement showing incidence of Working Expenses and Assessed Water Revenue

No.	Name of Work.	Average Discharge of the year at Canal Head in Cubic feet per Second.	WATER-RATE ASSESSED.					Gross assessed Revenue from all sources.	Working Expenses, Direct and Indirect.
			Occupier's.	Owner's.	Total Direct.	Indirect.	Total, Direct and Indirect.		
			Rs.	Rs.	Rs.	Rs.	Rs.	Rs.	Rs.
WORKS FOR WHICH CAPITAL AND REVENUE ACCOUNTS ARE KEPT.									
<i>Productive.</i>									
1	Gadikeri Tank*	2,355	2,355	2,355	1,866
2	Mávin kop do.	0.28	2,022	2,022	2,022	775
3	Shahada Channel	not taken	5,116	...	5,116	5,561	10,677	10,829	1,994
	Total, Productive	5,116	...	5,116	9,938	15,054	15,206	4,635
<i>Unproductive.</i>									
4	Háthmati Canal and	79	36,948	...	36,948	...	36,948	42,784	33,509
	Khári Out Canal	89
5	Wangroli Tank	44.25	3,532	...	3,532	7,102	10,634	10,932	9,003
6	Tranza-Nagramma Tanks	1,104	2,931
7	Sávlí Tank	50.72	4,771	...	4,771	...	4,771	5,491	6,522
8	Sahiat do.	71.09	2,493	...	2,493	3,666	6,159	6,454	6,956
9	Futelao do.	15.68	331	...	331	...	331	527	1,386
10	Lower Pánjhra River Works	4.43	13,056	...	13,056	9,947	23,003	25,063	5,116
11	Hartála Tank	0.051	178	...	178	...	178	753	1,013
12	Mhasva do.	0.47	263	...	263	...	263	1,064	2,256
13	Jámda Canal	36.16	5,483	...	5,483	...	5,483	14,578	6,354
14	Bhátodi Tank	1.80	5,075	...	5,075	5,361	10,436	12,856	4,985
15	Ekrúk do.	15.61	33,176	...	33,176	...	33,176	1,55,873	19,249
16	Koregaon do.	0.16	519	...	519	...	519	652	1,522
17	Ashti do.	3.09	16,356	...	16,356	...	16,356	29,199	9,119
18	Páthri do.	99	...	99	...	99	5,731	6,969
19	Krishna Canal	51.38	54,978	...	54,978	...	54,978	55,902	22,229
20	Mhasvad Tank	38.00	59,553	...	59,553	...	59,553	62,960	20,662
21	Revári Canal	3.07	2,363	...	2,363	...	2,363	2,570	3,883
22	Upper Man River Works	2.69	3,204	...	3,204	...	3,204	3,263	4,732
23	Yerla River Irrigation Works	6.73	11,172	...	11,172	...	11,172	11,975	13,753
24	Chikhli Canal	1,914	...	1,914	...	1,914	1,999	2,495
25	Maini Tank	3.15	8,532	...	8,532	...	8,532	8,654	6,717
26	Muchkundi do.	358	...	358	...	358	465	1,569
27	Gokák Canal, 1st Section and storage works	38.02	42,589	...	42,589	...	42,589	63,276	13,757
28	Dámbal Tank	1.83	235	...	235	916	1,151	2,206	2,389
29	Medleri do.	3.16	761	...	761	...	761	798	1,250
30	Madag do.	7.76	3,459	...	3,459	...	3,459	3,724	2,343
31	Asundi do.	4.12	612	...	612	687	1,299	1,357	676
32	Dharma Canal	44.27	2,527	...	2,527	-2,474	53	53	1,208
33	Kádwa River Works { Wághad Tank Pálkhed Canal Ojhar-T á m b á t Canal Wadáli Canal 42.00 12.00 7.00	60,586	...	60,586	594	61,180	65,358	27,671
34	Girna Left Bank Canal	47	42,045	...	42,045	...	42,045	42,966	27,050
35	Pravara River Works—Lákh Canal	5	1,252	...	1,252	225	1,477	2,277	4,271
36	{ Lake Beale—Darna Dam Godávari Right Bank Canal Do. Left Bank Canal 198 108	5,92,627	...	5,92,627	...	5,92,627	6,20,714	2,59,803
37	Pravara River Works—Pravara Right Bank Canal	49	91,225	...	91,225	...	91,225	94,563	45,435
38	Parsul Tank 	3	694	...	694	...	694	766	1,527
39	Pravara River Works—Pravara Left Bank Canal	116	1,99,001	...	1,99,001	76	1,99,077	2,00,128	72,270
40	Mutha Canal and	179	2,75,871	...	2,75,871	52	2,75,923	3,46,338	1,44,816
41	{ Mátoba Tank Nira Canal and	+11 297	6,75,243	...	6,75,243	...	6,75,243	6,86,789	2,09,016
42	Shetphal Tank	+19	107	...	107	...	107	1,527	951
43	Kásurdi do. 	5,454	...	5,454	...	5,454	5,583	2,945
44	Shirsuphal do. 	3	6,522	...	6,522	...	6,522	10,830	4,016
	Total, Unproductive	22,65,164	...	22,65,164	26,152	22,91,316	26,10,102	10,14,774
	GRAND TOTAL	22,70,280	...	22,70,280	36,090	23,06,370	26,25,308	10,19,409

II-E.

on Canals in the Bombay Presidency, excluding Sind, during the year 1922-1923.

Area irrigated during the year.	WORKING EXPENSES.			OCCUPIER'S RATE.		TOTAL WATER-RATE, DIRECT AND INDIRECT.		Remarks.
	Per cent. on Gross Revenue.	Per Acre irrigated.	Per Cubic foot per Second of Discharge at Canal Head.	Per Acre irrigated.	Per Cubic foot per Second of Discharge at Canal Head.	Per Acre irrigated.	Per Cubic foot per Second of Discharge at Canal Head.	
Acres.	Rs.	Rs.	Rs.	Rs.	Rs.	Rs.	Rs.	
661†	79.24	*All the lands under Gadikari tank are assessed at consolidated rates. As the rain during the year was good and timely the cultivators did not feel the necessity of tank water. Consequently there was no irrigation. †Area under consolidated assessment.
{ 1,258	88.33	1.17	2,767.86	3.06	7,221.43	
{ 975†	18.41	0.89	2.29	4.78	
{ 1,258	30.48	1.60	1.77	5.20	
{ 1,636†								
9,885	78.32	8.39	283.97	8.74	313.12	8.74	313.12	
1,041	82.35	8.65	203.16	8.39	79.82	10.22	240.32	
...	265.49	
1,499	118.78	4.38	123.60	3.20	94.07	3.20	94.07	
732	107.78	9.50	97.87	3.40	85.06	3.41	86.64	
113	348.89	16.25	117.09	2.93	21.11	2.93	21.11	
790								
{ 1,627†	20.41	2.12	1,154.85	5.40	2,947.18	9.52	5,192.55	
72	134.53	14.07	19,862.74	2.47	3,490.19	2.47	3,490.19	
143	212.03	15.24	4,800.00	1.78	559.57	1.78	559.57	
1,828	49.59	8.48	175.72	2.99	151.63	2.99	151.63	
755	38.78	6.60	2,769.44	6.72	2,819.44	13.82	5,797.78	
1,524	12.95	12.63	1,233.12	21.77	2,125.30	21.77	2,125.30	
106	233.43	14.36	9,512.5	4.89	8,243.75	4.89	3,243.75	
3,390	31.23	2.69	2,951.13	4.82	5,293.20	4.82	5,293.20	
48	121.60	145.19	...	2.06	2.06	
6,518	89.76	8.41	432.64	8.43	1,070.03	8.43	1,070.03	
8,994	32.81	2.30	543.73	6.62	1,567.19	6.62	1,567.19	
640	151.09	7.19	1,264.82	4.38	769.71	4.38	769.71	
868	145.02	5.45	1,759.11	3.69	1,191.08	3.69	1,191.08	
2,842	114.84	4.84	2,043.54	3.93	1,660.03	3.93	1,660.03	
540	124.81	4.61	...	3.54	3.54	
2,536	77.61	2.65	2,132.88	3.86	2,708.57	3.86	2,708.57	
458	337.42	3.43	0.78	0.78	
8,711	21.74	1.58	361.84	4.89	1,120.17	4.89	1,120.17	‡Water from the Muchkundi tank was issued free for non-perennial irrigation.
{ 134								
{ 144†	108.30	8.59	1,305.46	0.84	128.41	4.14	628.96	
100	156.64	12.50	895.67	7.61	240.82	7.61	240.82	
707	62.92	3.31	301.93	4.89	445.7	4.89	445.75	
{ 107								
{ 190†	49.82	2.28	164.08	2.06	148.54	4.37	315.29	
{ 482								
{ 5,126†	2,279.25	0.22	27.29	0.45	570.8	0.01	1.18	
{ 4,208								
{ 2,016	42.33	3.51	453.62	7.69	993.21§	7.76	1,002.95§	§The high rates are due to high proportion of sugarcane, which is a high rated crop on the Godavari, Pravara, Nira and Mutha Canals and the Kadwa river works.
{ 1,655								
{ 7,648	62.96	3.53	575.53	5.50	894.57	5.50	894.57	
694	187.57	6.15	854.2	1.80	250.4	2.13	295.4	
{ 402								
{ 30,301	41.86	5.13	849.03	11.70	1,936.69§	11.70	1,936.69§	These tanks are actually worked only during the monsoon and rabi seasons hence the discharge given is for eight months and not for 12 months. The discharge from these tanks in the hot weather season being uncertain is not accounted for.
{ 20,023								
{ 18,061	48.04	2.52	927.24	5.05	1,861.73§	5.05	1,861.73§	
253	199.35	6.03	509.00	2.74	231.33	2.74	231.33	
31,923	36.11	2.26	623.02	6.23	1,715.52§	6.24	1,716.18§	
{ 26,403								
{ 287	41.81	5.48	762.19	10.44	1,451.95§	10.44	1,452.23	
75,024	30.43	2.79	661.44	9.00	2,136.84§	9.00	2,136.84§	
97	62.28	9.80	1.10	1.10	
1,334	52.75	2.21	981.86	4.09	1,818.00§	4.08	1,818.00§	¶This represents area indirectly irrigated by underground percolation.
1,516	87.08	2.65	1,004.00	4.30	1,630.50	4.30	1,630.50	
{ 2,76,944								
{ 7,087†	88.83	3.57	7.98	8.07	
{ 2,78,202								
{ 8,723†	88.83	3.55	7.91	8.04	...	

STATEMENT

Statement of Quantity and Value of Crops Irrigated in the Bombay

				(1) GADIKERI TANK.		(2) MÁVINKOP TANK.		(3) SEAHADA CHANNEL.		(4) HATHMATI AND KHARI CUT CANALS.	
				Area irrigated.	Esti- mated Value.	Area irrigated.	Esti- mated Value.	Area irrigated.	Estimated Value.	Area irrigated.	Estimated Value.
				Acres.	Rs.	Acres.	Rs.	Acres.	Rs.	Acres.	Rs.
Gardens and Orchards.	{	Vegetables	7	420
		Fruits and other trees	58	15,150
Sugarcane	27	540
Cereals	{	Wheat	1,067	32,070	1,316	27,636
		Barley	83	4,150
		Rice	3,723	1,86,150
		Maize	4	4	10	40
		Jowár	4	65	676	27,040
		Chino, Rági, Rála, Wara...	1	10	13	220
		Báji
		Miscellaneous	1,130	4,520
Pulses	{	Gram, Udid, Mug...	1	10	2,794	83,820
		Tur	3	64
		Peas
		Ground-nut	6	150
		Miscellaneous
Fodder Crops	{	Fodder	1	10
		Lucerne, etc.
Fibres	{	Cotton	6	1,122	57	2,850
		Tág (Hemp)
Dyes
Drugs and Narcotics.	{	Tobacco
		Bháng
Oil-seeds	{	Mustard, Sesam	8	85
		Linseed, Castor-oil
Condiments ...	{	Chilly and Onions	1	50
		Garlic, Turmeric and Methi.	99	3,507
Miscellaneous	48*	...
Land insufficiently irrigated
Areas sanctioned and assessed but not planted and also areas assessed for water taken out of turn and other penalties.			
Total				1,258	52,247	9,885	3,37,436
Area on which consolidated assessment is levied				661	33,250	975	76,252

Note.—The lands under the Gadikeri Tank are assessed at consolidated rates. As there was good and timely rain the cultivators did not

* Water was given for

III-E.

Presidency, excluding Sind, during the year 1922-1923.

(5) WA'NOROLI TANK.		(6) TRA'NZA-NA- ORA'MMA TANKS.		(7) SAVLI TANK.		(8) SARIAT TANK.		(9) FUTHLAO TANK.		(10) LOWER PANJHRA RIVER WORKS.		(11) HARTALA TANK.	
Area Irrigated.	Estima- ted Value.	Area Irrigated.	Estima- ted Value.	Area Irrigated.	Estima- ted Value.	Area Irrigated.	Estimated Value.	Area. Irrigated.	Estimated Value.	Area Irrigated.	Estimated Value.	Area Irrigated.	Esti- mated Value.
Acres.	Rs.	Acres.	Rs.	Acres.	Rs.	Acres.	Rs.	Acres.	Rs.	Acres.	Rs.	Acres.	Rs.
3	225	3	225	20	1,674
...
60	3,000	327	16,350	145	7,250	43	3,440	371	11,921	29	729
704	35,200	779	38,950	183	9,150	1	30
...	6	120	1	20	30	750	...	152	40	606
...	7	210	3
...	3	105	16	500
3	150	5	250	1	...
219	6,570	260	7,800	322	9,660	40	2,000	16	270
...	218	4,080
...	10	500
7	140	13	260	34	680
...
2	100	15	750	21	1,350
...
2	300	1	150	1	70
...
...	1	50	114	4,750
25	1,250	4	200	9	173	1	175
13	355
3*	78*	...	21*	1	1
...
...
1,041	47,230	1,489	64,595	732	28,160	113	6,190	790	24,901	72	1,580
...	1,627	2,30,927

use tank water and so there was no irrigation.
ploughing purposes.

STATEMENT

						(12) MHASVA TANK.		(13) JA'MDA CANALS.		(14) BHA'TODI TANK.	
						Area irrigated.	Estimated Value.	Area irrigated.	Estimated Value.	Area irrigated.	Estimated Value.
						Acres.	Rs.	Acres.	Rs.	Acres.	Rs.
Gardens and Orchards.	{	Vegetables	200	24,074
		Fruits and other trees
Sugarcane	55	10,817	1	450
Cereals	{	Wheat	143	1,919	419	13,351	31	933	
		Barley
		Rice	16	364	1	62	
		Maize	4	100	
		Jowár	606	17,762	419	10,474	
		Chino, Rági, Rála, Wara	1	8	
		Báji	33	894	47	1,174	
Pulses	{	Miscellaneous	1	50	
		Gram, Udid, Mug	3	18	61	2,478	46	1,001	
		Túr	
		Peas	3	33	
		Ground-nut	180	5,539	139	7,622	
Fodder Crops.	{	Miscellaneous	
		Fodder	2	105	
	{	Lucerne, etc.	2	84
		
Fibres	{	Cotton	176	9,983
		Tág (Hemp)
Dyes	17	473
Drugs and Narcotics.	{	Tobacco	6	226	2	138
		Bháng	32	6,425
Oil-seeds	{	Mustard, Sesam
		Linseed, Castor-oil
Condiments...	{	Chilly and Onions	2	6	35	3,213	22	867	
		Garlic, Turmeric and Methi.	3	81	
Miscellaneous	13	...	10	4,180
Land insufficiently irrigated					
Areas sanctioned and assessed but not planted and also areas assessed for water taken out of turn and other penalties					
Total						148	1,943	1,828	89,438	755	33,523
Area on which consolidated assessment is levied					

III-E—continued.

(15) ERUK TANK.		(16) KORGAON TANK.		(17) ASHTI TANK.		(18) PA'THRI TANK.		(19) KRISHNA CANAL.		(20) MHASWAD TANK.	
Area Irrigated.	Estimated Value.	Area Irrigated.	Estimated Value.	Area Irrigated.	Esti- mated Value.	Area Irrigated.	Estimated Value.	Area Irrigated.	Estimated Value.	Area Irrigated.	Estimated Value.
Acres.	lis.	Acres.	Rs.	Acres.	Rs.	Acres.	Rs.	Acres.	Rs.	Acres.	Rs.
30	9,000	6	2,220	8	773
44	12,000	9	1,750	69	6,238
638	6,38,000	4	1,938	1,038	8,71,920	86	22,394
2	250	8	202	343	44,090	9	215	503	25,652	277	15,313
...	24	661
139	27,700	367	20,552	162	10,088
16	1,500	153	2,448	260	9,866
...	...	76	2,670	2,971	2,65,822	22	774	1,999	81,959	2,956	2,27,917
...	13	447
...	1	24	420	20,691
...	151	7,143
5	400	4	72	54	2,235	6	90	184	4,909	318	19,716
...	8	392
...	13	832
233	34,800	12	566	2	15	795	63,600	2,454	2,80,224
21	2,100	8	390	3	150
253	25,300	80	2,524	153	4,185
2	100
15	500	3	505	48	2,400	109	13,998
...
...
...	2	90	30	6,000	5	184
...
...
2	100	11	564
22	11,000	1	20	4	660	188	24,440	77	5,947
9	9,500	5	220	1	70	850	3,40,000	39	1,157
46	800	122	797
47
...	1,532	...
1,524	7,73,050	106	3,750	3,390	3,17,015	48	1,629	6,518	14,56,738	8,994	6,41,587
...

STATEMENT

[illegible]

III-E—continued.

(25) MAINT TANK.		(26) MUOHKUNDI TANK.		(27) GOKAK CANAL, 1ST SECTION, AND STORAGE WORKS.		(28) DAMBAL TANK.		(29) MEDLERI TANK.		(30) MADAG TANK.	
Area irrigated.	Esti- mated Value.	Area irrigated.	Esti- mated Value.	Area irri- gated.	Esti- mated Value.	Area irrigated.	Esti- mated Value.	Area irrigated.	Estimated Value.	Area irrigated.	Esti- mated Value.
Acres.	Rs.	Acres.	Rs.	Acres.	Rs.	Acres.	Rs.	Acres.	Rs.	Acres.	Rs.
...	42	2,121	29	1,560	2	100	24	2,265
18	5,400	71	2,400	22	2,756	3	90	31	14,710
48	17,280	253	31,635	76	10,494
62	4,030	3	150
...	384	7,675
3	240	158	6,806	55	4,125	486	42,740
6	384	2,263	67,884
1,050	58,800	1,235	37,064	78	2,445	8	522
5	240	576	8,643	8	281
420	13,440	107	2,152
20	4,000
312	10,000	443	6,642
...
534	64,080	447	13,410
...
...
...
...	565	23,732
...	694	10,412
...
10	1,800	1	25
...
...	11	275
...
12	2,000	877	43,839	2	56	2	137
1	375	20	3,995	1	160	121	11,154
35	1,750	387	6,205	625	93,784
...
...
2,586	1,83,819	453	8,605	8,711	3,62,030	134	4,857	100	19,779	707	66,653
...	144	5,760

STATEMENT

				(31) ASUNDI TANK.		(32) DHARMA CANAL.		(33) KADVA RIVER WORKS.				
								Palkhed Canal.		Ojhár-Támbat Canal.		
								Area irrigated.	Estimated Value.	Area irrigated.	Estimated Value.	
				Area irrigated.	Estimated Value.	Area irrigated.	Estimated Value.	Area irrigated.	Estimated Value.	Area irrigated.	Estimated Value.	
				Acres.	Rs.	Acres.	Rs.	Acres.	Rs.	Acres.	Rs.	
Gardens and Orchards.	{	Vegetables	...	23	2,002	51	4,036	28	2,554	
		Fruits and other trees	20	2,311	1	280		
Sugarcane	24	6,594	287	1,06,586	275	82,757	
Cereals	{	Wheat	835	42,011	811	11,159	
		Barley	
		Rice	8	400	482	38,560	51	4,986
		Maize	2	84	1	20
		Jowár	5	403	13	681
		Chino, Rági, Rála, Wara...
		Báiri	952	55,768	533	21,494
Pulses	{	Miscellaneous	
		Gram, Udid, Mug...	338	8,266	195	3,260	
		Tur	
		Peas	2	140	1	47	
		Ground-nut	...	2	400	906	90,565	292	23,279	
Fodder Crops.	{	Miscellaneous		
		Fodder	4	90	1	20	
	{	Lucerne, etc.	43	4,429	34	2,467	
			
Fibres	{	Cotton	
		Tág (Hemp)	45	1,851	17	663	
Dyes		
Drugs and Narcotics.	{	Tobacco	2	143	8	600	
		Bháng	
Oil-seeds	{	Mustard, Sesam	1	33	
		Linseed, Castor-oil	
Condiments	{	Chilly and Onions	...	31	2,053	460	99,224	174	30,308	
		Garlic, Turmeric and Methi.	...	19	2,324	40	5,010	10	416	
Miscellaneous		
Land insufficiently irrigated		
Areas sanctioned and assessed but not planted and also areas assessed for water taken out of turn and other penalties...	164	...	122	...	
Total				107	13,773	482	38,560	4,208	4,25,936	2,016	1,80,005	
Area on which consolidated assessment is levied				190	9,466	5,126	2,30,670	

III-E—continued.

(33) KA'DVA RIVER WORKS—concluded.				(34) CHANKA'PUR TANK.		(35) PRAVARA RIVER WORKS—LA'KH CANAL.		(36a) GODA'VARI RIGHT BANK CANAL.		(36b) GODA'VARI LEFT BANK CANAL.	
Wadali Canal.		Waghad Tank.									
Area irrigated.	Estimated Value.	Area irrigated.	Estimated Value.	Area irrigated.	Estimated Value.	Area irrigated.	Estimated Value.	Area irrigated.	Estimated Value.	Area irrigated.	Estimated Value.
Acres.	Rs.	Acres.	Rs.	Acres.	Rs.	Acres.	Rs.	Acres.	Rs.	Acres.	Rs.
17	859	31	2,456	7	191	36	1,306	25	1,110
16	1,435	8	2,293	31	25,809	126	18,101	26	9,814
120	36,517	345	70,701	18	15,862	5,544	23,32,105	4,005	38,88,037
382	20,993	1,753	1,52,116	169	3,386	7,192	2,82,434	7,307	3,09,543
1	40	29	1,400	70	4,188	20	1,191
1	43	16	602	1	15	15	848	24	2,150
467	30,334	152	14,665	76	1,513	1,053	27,339	496	14,613
...	17	262
...	1,748	96,145	227	3,409	5,136	1,66,831	1,772	49,605
...
143	2,893	1,881	1,05,663	97	1,469	4,375	98,433	1,628	47,590
...	3	84	5	237
...	7	519	1	30
310	24,746	311	40,199	24	1,421	1,243	88,884	596	43,332
...
7	494	130	9,938	91	2,912	83	8,149
14	1,254	36	7,499	8	369	278	34,983	259	1,03,774
...	554	36,595	17	522	46	1,822	4	145
9	379	27	1,561	131	3,403	115	3,787
...
1	42	8	225	1	65	2	97
...
2	52	67	4,248	9	360
...	1	7
70	10,201	16	1,397	9	354	38	3,845	43	2,394
10	566	44	2,598	48	3,890
...	402*
...
85	520	4,770	...	3,565	...
1,655	1,30,848	7,648	5,48,259	694	54,582	30,603	30,70,543	20,023	44,89,458
...

* This represents area in the basin of Lake Beale given out for cultivation. The areas were not measured separately for each crop, hence no valuation can be made.

STATEMENT

			(37) PRAVARA RIVER WORKS—PRAVARA R. B. CANAL.		(38) PARSUL TANK.		(39) PRAVARA RIVER WORKS—PRAVARA L. B. CANAL.		(40) MUTHA CANALS, INCLUDING MA'TOBA TANK.	
			Area irrigated.	Estimated Value.	Area irrigated.	Estimated Value.	Area irrigated.	Estimated Value.	Area irrigated.	Estimated Value.
			Acres.	Rs.	Acres.	Rs.	Acres.	Rs.	Acres.	Rs.
Gardens and Orchards.	Vegetables	23	938	30	1,228	558	2,79,000
	Fruits and other trees	111	23,115	18	8,362	158	33,857	1,051	3,98,000
Sugarcane ...			679	5,65,402	11	5,337	2,434	20,54,955	3,442	34,42,000
Cereals	Wheat	1,730	37,048	14	1,447	2,382	1,30,063	185	26,800
	Barley
	Rice	5	165	4	229	285	35,625
	Maize	32	497	2	74	43	3,767	138	6,900
	Jowár	3,565	74,026	5,223	1,87,130	4,324	5,57,690
	Chino, Rági, Rála, Wara	3	150
	Báji	2,524	72,280	19	1,554	8,631	3,95,385	7,833	8,81,080
Miscellaneous	20	2,000
Pulses	Gram, Udid, Mug...	759	16,281	11	912	1,961	1,18,447	91	6,825
	Tur	4	123	23	563	144	14,400
	Peas	1	103
	Ground-nut	511	31,033	123	20,253	512	66,125	1,137	2,01,500
	Miscellaneous	5	275
Fodder Crops.	Fodder	138	3,743	2	490	309	25,749	1,087	1,08,700
	Lucerne, etc.	160	12,643	292	30,156	293	1,15,500
Fibres	Cotton	75	2,351	52	6,396	879	1,38,234	4	600
	Tág. (Hemp)	31	686	98	5,795	76	5,700
Dyes
Drugs and Narcotics	Tobacco	3	100	6	690	6	650
	Bháng
Oil-seeds	Mustard, Sesam	4	93	34	604	2	100
	Linseed, Castor-oil	4	201
Condiments	Chilly and Onions	28	1,122	1	146	41	2,819	170	45,850
	Garlic, Turmeric and Methi.	4	166	54	4,458
Miscellaneous	28*	1,400*
Land insufficiently irrigated	1,283	...
Areas sanctioned and assessed but not plan- ted and also areas assessed for water taken out of turn and other penalties ...			7,680	8,804	...	4,266	...
Total ...			18,061	8,41,812	253	44,971	31,923	32,00,558	26,431	61,30,745
Area on which consolidated assessment is levied

* This represents area indirectly irrigated by underground percolation from the Mutha Right Bank Canal and value estimated was Rs. 1,400.

STATEMENT

Comparative Statement of Irrigation and Rainfall for the years 1921-1922

Civil District.	OF THE CIVIL DISTRICT.			WORKS SUPPLYING IRRIGATION.		Culturable area commanded by the Irrigation Works in column 6 in Acres.
	Total area in Acres.	Culturable area in Acres.	Cultivated area in Acres.	No.	Name.	
1	2	3	4	5	6	7
Ahmedabad ...	2,458,116	1,959,198	1,343,130	4	{ Hathmati Canal	Acres. 28,840
					{ Khāri Cut "	20,000
					Total ...	48,840
Kaira	1,029,117	852,628	800,055	{	5 Wangroli Tank	5,000
					6 Tranja-Nagrama	1,290
					7 Savli Tank	4,700
					8 Saiat "	4,000
					Total ...	14,990
Panch Mahāls ...	1,028,788	629,476	518,884	9	Futelao Tank	1,200
West Khāndesh...	3,481,177	1,562,727	1,339,270	{	8 Shahada Channel	3,000
					10 Lower Pānjhā River Works ...	12,627
East Khāndesh ...	2,908,687	2,124,959	2,006,729	{	11 Hartala Tank	527
					12 Mhāsava "	4,075
					13 Jāmda Canals	40,185
					Total ...	44,787
Poona District ...	3,427,492	2,539,845	1,976,485	{	41 Nira Canals and Shetphal Tank	227,670
					40 Mutha Canals and Mātoba Tank	49,800
					42 Kāsardi Tank	478
					43 Shirsuphal "	2,500
					44 Bhādalvādi "	2,400
					Total ...	282,848
Nāsik District ...	3,771,059	2,477,272	1,864,865	{	34 Chankapur Tank—Girna Left Bank Canal.	25,200
					33 Kādva River { Pālkhed Canal	26,280
					Works. { O s a r-T ā m b ā t Canal	7,421
					{ Wadāli Canal	2,729
					38 Parsul Tank	3,197
					36 Godavari River { Lake Beale Dam	83,000
Ahmednagar District.	4,241,905	3,241,809	2,579,867	{	Works. { Godavari Right Bank Canal	136,890
					{ Godavari Left Bank Canal	
					37 Pravara Right Bank Canal	58,415
					39 Pravara Left Bank Canal	99,025
					35 Lākh Canal	25,536
				{	14 Bhātodi Tank	18,657
					Total ...	393,023

IV-E.
and 1922-1923 in the Bombay Presidency, excluding Sind.

Area at present estimated as annually irrigable by the works specified in column 6.	AREA IRRIGATED IN ACRES.						RAINFALL.		REMARKS.	
	1921-1922.			1922-1923.			1921-1922.	1922-1923.		
	Kharif.	Rabi.	Total.	Kharif.	Rabi.	Total.*				
	8	9	10	11	12	13	14	15		16
Acres. 8,000 16,000	Acres. 615 11,415	Acres. 8,281 1,470	Acres. 3,796 12,885	Acres. *820 (a) 3,797	Acres. 3,049 2,219	Acres. 3,869 6,016	Inches. 43.82 42.51	Inches. 26.91 34.39	At Prantij. At Ahmedabad Civil Hospital. * This includes 21 acres irrigated in Hot Weather.	
24,000	11,930	4,751	16,681	4,617	5,268	9,885			(a) Do. 289 do. (b) Do. 45 do. (c) Do. 68 do. (d) Do. 60 do. (e) This is wholly Hot Weather irrigation.	
3,400 800 8,000 2,000	703 42 1,464 111	1,030 86 1,199 398	1,733 78 2,663 409	(b) 753 ... (c) 896 (d) 235	288 ... 593 497	1,041 ... 1,489 732	46.05 35.32 42.95 37.97	26.02 25.92 25.82 27.00	} Rain-gauges fixed on the tanks.	
9,200	2,320	2,563	4,883	1,884	1,378	3,262				
800	2	59	61	(e) 80	83	113	40.50	20.22	Rain-gauge fixed on the tank.	
3,000	†172	†1,603	†1,775	147	1,111	1,258	27.44	17.53	† Details of area under consolidated assessment not available. † Area under consolidated assessment.	
12,637	... 194 †1,785	... 646 †91	... 840 †1,876	148 174 †1,581	1,927 616 †96	1,975 790 †1,627				
	366 †1,785	2,249 †91	2,615 †1,876	321 †1,579	1,727 †1,023	2,043 †2,602				
415 1,700 5,000 333	31 532 1,299	81 532 1,632	41 98 1,308	31 50 520	72 143 1,828	23.33 28.75 23.55	26.42 15.67 23.35		
7,115	333	1,862	2,195	1,447	601	2,048				
{ 113,280 4,200 16,800	39,819 8,756 11,032	23,483 1,656 1,894	63,302 5,412 1,894	40,791 3,710 19,178	29,096 1,427 1,215	69,887 5,137 20,393	17.53 20.35 16.15	21.86 25.63 8.61	{ An area of 28 acres is indirectly irrigated by underground percolation from the Mutha Right Bank Canal.	
	3,250 150 1,800 2,000	1,497 89 222 952	1,624 ... 259 722	3,121 39 481 1,674	3,437 56 725 977	2,573 41 609 539	6,010 97 1,334 1,516	13.39 7.41 16.41		24.92 18.13 12.56 22.49 29.76
	141,480	57,317	29,638	86,955 \$28	68,874	35,500	1,04,874 \$28			
	8,500	2,847	2,776	5,623	3,785	3,863	7,648	15.03		9.78
	9,337	996	1,586	2,582	2,873	1,336	4,208	15.47		12.40
2,367 2,433	516 476	508 586	1,024 1,062	1,509 1,076	507 579	2,016 1,655	14.24 15.11	10.52 11.64		
1,000	718	747	1,465	151	102	253	15.11	4.72		
30,109	{ 353 834 1,226	89 1,918 2,662	447 2,752 3,888	223 1,286 1,468	179 2,801 4,918	402 4,087 6,376	28.62 16.91 16.91	27.54 17.27 17.27		
54,246	7,971	10,872	18,843	12,360	14,285	26,645			Includes 33,411 acres area of unsurveyed alienated villages.	
49,331	{ 10,627 5,418	11,871 6,211	22,498 11,629	11,047 5,758	15,067 7,839	26,114 13,647	16.91 16.91	17.27 17.27	¶ The culturable and irrigable areas commanded as given in the second revised project of the Pravara River Works are 182,976 and 57,000 acres respectively. These include the old areas, (culturable and irrigable at present) under Lakh Canal, viz. 25,536 and 11,280 acres respectively. The balance is distributed between the two Pravara Canals in proportion to the gross commands.	
¶16,960	7,845	7,402	15,247	9,226	8,835	18,061	11.20	20.79		
¶28,760	11,494	8,208	19,702	18,588	13,335	31,923	11.20	20.80		
11,280	268	248	516	367	327	694	18.57	23.05		
12,124	208	541	749	269	486	755	16.27	25.52		
118,455	35,860	34,481	70,341	45,255	45,939	91,194				

STATEMENT

Civil District.	OF THE CIVIL DISTRICT.			WORKS SUPPLYING IRRIGATION.		Culturable area commanded by the Irrigation Works in column 6 in Acres.
	Total area in Acres.	Culturable area in Acres.	Cultivated area in Acres.	No.	Name.	
1	2	3	4	5	6	7
Sholapur ...	2,916,110	2,534,225	2,142,309	15	Ekrak Tank	16,941
				16	Koregaon "	2,394
				17	Ashti "	16,825
				18	Pathri "	4,586
				20	Mhaswad "	102,400
				Total ...		143,146
						Acres.
Satara ...	3,141,339	2,361,903	2,332,014	20	Mhaswad Tank	3,814
				19	Krishna Canal	26,453
				21	Revári "	5,624
				23	Upper Man River Works	7,623
				23	Yerla River Irrigation Works	10,680
				24	Chikhli Canal	1,478
				25	Mayni Tank	4,625
				Total ...		58,297
Bijapur ...	3,652,693	3,276,971	2,979,393	26	Muchkundi Tank	5,417
Belgaum ...	2,952,626	2,265,169	1,803,685	1	Gadikeri Tank	687
				27	Gokak Canal, 1st Section and Storage Works	17,627
				Total ...		18,314
Dhárwar ...	2,946,987	2,413,236	2,096,835	28	Dámbal Tank	2,500
				29	Medleri "	880
				31	Asundi "	1,011
				30	Madag "	1,345
				32	Dharma Canal	12,870
				Total ...		18,556
Kánara ...	2,525,915	383,887	253,547	2	Mavinkop Tank	755
				Grand Total ...		1,133,627
	40,482,005	28,623,300	24,031,518			

IV-E.—concluded.

Area at present estimated as annually irrigable by the works specified in column 8.	AREA IRRIGATED IN ACRES.						RAINFALL.		Remarks.
	1921-1922.			1922-1923.			1921-1922.	1922-1923.	
	Kharif.	Rabi.	Total.	Kharif.	Rabi.	Total.			
	8	9	10	11	12	13	14	15	
Acres.	Acres.	Acres.	Acres.	Acres.	Acres.	Acres.	Inches.	Inches.	
16,941	8,031	2,622	5,643	1,524	...	1,524	15.86	10.44	
1,050	...	183	183	...	106	106	19.77	9.03	
11,780	126	3,253	3,379	...	3,390	3,390	12.06	9.19	
2,600	...	845	845	...	48	48	19.83	15.67	
22,100	2,784	6,756	9,540	3,800	4,711	8,511	22.35	23.78	
54,371	5,931	13,659	19,590	5,324	8,255	13,579			
2,700	83	805	888	121	362	483	15.30	22.73	
12,320	4,848	3,504	8,352	5,066	1,452	6,518	17.26	26.75	
1,920	111	395	506	146	394	540	22.25	32.58	
2,080	626	1,039	1,665	260	608	868	15.69	21.39	
5,480	515	3,859	4,374	1,086	1,756	2,842	19.00	30.80	
1,478	474	40	514	409	131	540	16.25	20.49	
4,625	1,146	1,397	2,543	1,111	1,425	2,536	19.10	17.15	
30,603	7,803	11,039	18,542	8,199	6,123	14,327			
750	81*	6*	87*	71	367	458	18.98	16.24	
417	895†	...	895†	†	26.41	26.04	
17,627	6,689	3,670	10,359	5,743	2,968	8,711	21.08	18.12	
18,044	6,689	3,670	10,359	5,743	2,968	8,711			
	895†		895*						
1,000	312	85	397	110	24	134	13.54	4.04	
	144†		144†	144†		144†			
600	33	...	33	88	12	100	15.15	17.84	
1,011	59	43	102	77	30	107	13.80	29.50	
		190†	190†		190†	190†			
1,345	506	212	718	510	197	707	22.39	18.74	
12,870	437	...	437	482	...	482	59.16	31.82	
	5,126†		5,126†	5,126†		5,126†			
16,826	1,347	340	1,687	1,267	263	1,530			
	5,270†	190†	5,460†	5,270†	190†	5,460†			
617	6†	...	6†	661†	...	661†	37.55	42.34	
492,134	137,950	115,169	253,139§	155,392	122,782	278,174			
	7,456†	281†	28	7,510†	1,213†	28			
			7,737†			8,723†			

* Water was allowed free vide G. E. No. A. L. 11545, dated 26th July 1921.

† Area under consolidated assessment.

‡ The lands under Gadikeri are assessed at consolidated assessment. As the rain was timely the cultivators did not ask for tank water and so there was no irrigation under this tank during 1922-1923.

§ The difference in the figures as reported previously is due to incorporation of information pertaining to Shahada Channal.

|| Area indirectly irrigated by underground percolation from the Mutha & B. Canal.

* Water was allowed free vide G. R. No. A. L. 11545, dated 26th July 1921.

† Area under consolidated assessment.

‡ The lands under Gadikeri are assessed at consolidated assessment. As the rain was timely the cultivators did not ask for tank water and so there was no irrigation under this tank during 1922-1923.

§ The difference in the figures as reported previously is due to incorporation of information pertaining to Shahada Channal.

|| Area indirectly irrigated by underground percolation from the Mutha B. B. Canal.

STATEMENT F.

Statement showing the Operation of Irrigation Works in the Bombay Presidency, excluding Sind, for the year 1922-1923.

No.	Names of Works.	AMOUNT DUE, 1922-1923.		REMISSIONS.		TOTAL.		Grand Total.	Remarks.
		Kharif.	Rabi.	Kharif.	Rabi.	Kharif.	Rabi.		
1	2	3	4	5	6	7	8	9	10
	WORKS FOR WHICH CAPITAL AND REVENUE ACCOUNTS ARE KEPT.	Rs.	Rs.	Rs.	Rs.	Rs.	Rs.	Rs.	
	<i>Productive.</i>								
1	Gadikeri Tank	} Lands under consolida- ted assessment.
2	Mavinkop do.	
3	Shahada Channel	889	4,727	889	4,727	5,116	
	Total, Productive ...	889	4,727	889	4,727	5,116	
	<i>Unproductive.</i>								
4	Hathmati and Khari Cut Canals combined	26,491	12,904	947*	...	25,544	12,904	38,448	*Himayat recovered along with land revenue.
5	Wangroli Tank	3,134	625	3,134	625	3,759	
6	Tranja-Nagramma Tanks	
7	Savli Tank	3,676	1,260	59*	...	3,617	1,260	4,877	
8	Sahiat do.	1,048	1,723	1,048	1,723	2,771	
9	Futelao do.	79	252	79	252	331	
10	Lower Pánjhra River Works ...	9,593	3,463	9,593	3,463	13,056	
11	Hartala Tank	84	94	84	94	178	
12	Mhasva do.	98	166	98	166	264	
13	Jámda Canals	3,732	1,751	3,732	1,751	5,483	
14	Bhátodi Tank	2,410	2,665	2,410	2,665	5,075	
15	Ekrók do.	33,176	33,176	...	33,176	
16	Koregaon do.	519	519	519	
17	Ashti do.	16,356	16,356	16,356	
18	Páthri do.	98	98	98	
19	Krishna Canal	43,714	11,264	43,714	11,264	54,978	
20	Mhaswad Tank	32,577	26,976	32,577	26,976	59,553	
21	Revári Canal	542	1,858	1	36	541	1,822	2,363	
22	Upper Mán River Works ...	542	2,662	542	2,662	3,204	
23	Yerla River Irrigation Works ...	2,576	8,606	3	6	2,573	8,600	11,173	
24	Chikhli Canal	918	996	918	996	1,914	
25	Maini Tank	2,393	6,139	2,393	6,139	8,532	
26	Muchkundi Tank	358	358	...	358	
27	Gokák Canal, 1st Section, and Storage Works	27,669	14,921	27,669	14,921	42,590	
28	Dámbal Tank	159	76	159	76	235	
29	Medleri do.	693	68	693	68	761	
30	Madag do.	2,175	1,284	2,175	1,284	3,459	
31	Asundi do.	414	199	414	199	613	
32	Dharmá Canal	2,533	...	6	...	2,527	...	2,527	
33	Kádva River Works— Wághad Tank Pákhed Canal Ojhar Tánbat Canal Wadáli Canal	21,527	9,988	21,527	9,988	31,515	
34	Chankapur Tank—Girna Left Bank Canal	20,951	21,094	20,951	21,094	42,045	
35	Pravara River Works—Lákh Canal	605	647	605	647	1,252	
36	Lake Beale-Darna Dam	651	640	651	640	1,291	
36	Godavari Right Bank Canal ...	2,44,486	1,04,715	2,44,486	1,04,715	3,49,201	
36	Godavari Left Bank Canal ...	1,69,229	71,807	1,69,229	71,807	2,41,036	
37	Pravara River Works—Pravara Right Bank Canal	43,830	47,894	43,830	47,894	91,224	
38	Parsul Tank	323	372	322	372	694	
39	Pravara River Works—Pravara Left Bank Canal	1,19,315	79,786	1,19,215	79,786	1,99,001	
40	Mutha Canals and Mátoba Tank	2,52,804	23,066	3	...	2,52,801	23,066	2,75,867	
41	Nira Canal and Shetphal Tank ...	5,82,819	92,424	11	...	5,82,808	92,424	6,75,232	
42	Kásurdi Tank	60	47	60	47	107	
43	Shirsuphal do.	3,001	2,453	3,001	2,453	5,454	
44	Bhádalvádi do.	4,174	2,348	4,174	2,348	6,522	
	Total, Unproductive ...	16,85,124	5,82,112	1,080	42	16,84,094	5,82,070	22,66,164	
	GRAND TOTAL ...	16,85,513	5,86,839	1,080	42	16,84,483	5,86,797	22,71,280	

STATEMENT I-F.

Statement showing water-rates per acre in force during 1922-1923 on Irrigation Works in the Bombay Presidency, excluding Sind.

No.	Names of Works.	WATER-RATES.							Single water- ing.	Occupier's rate.	Owner's rate.	Water ad- vance.	Remarks.
		Irriga- tion in blocks.	Perennial.	Early, eight months.	Mon- soon, four months.	Rabi, four months.	Hot weather.	Miscel- laneous.					
1	2	3	4	5	6	7	8	9	10	11	12	13	14
	WORKS FOR WHICH CAPITAL AND REVENUE ACCOUNTS ARE KEPT.												
	Productive.												
1	Gadikeri Tank (a)				(a) Lands wholly assessed at consolidated rates.
2	Mavinkop Tank (a)				
3	Shahada Channel †	6	2	4	6	...	1				† In force for three years ending 31st March 1924—vide Government Resolution No. 686, dated 27th March 1923.
	Unproductive.												
4	Hathmati Canal (b)	...	10	3	1	2	6	...	2				(b) Rates sanctioned until further orders—vide Govern- ment Resolution No. 166 A. L.—1112 of 12th July 1924.
	Khari Out Canal (b)	...	14	7	1	5	6	...	2				(c) Rates sanctioned in Government Resolution No. A. L.— 1939, dated 6th September 1910, and continued up to 15th June 1923—vide Government Order No. A. L.—9000, dated 14th September 1917, and Government Resolution No. 825, dated 7th April 1923.
5	Wangrui Tank (c)	6½	2½	4	6	For rice 4	1½				(d) Rates sanctioned in Government Resolution No. A. L.— 1129, dated 18th May 1910, are to continue up to 31st July 1923—vide Government Resolution No. A. L.—10155, dated 14th September 1915, and Government Resolution No. 923, dated 7th April 1923.
6	Transa-Nagramma Tanks (d)	6	2	4	6	For rice 4	1				(e) Rates sanctioned in Government Resolution No. A. L.—1335, dated 14th June 1910, are to continue up to 15th June 1923—vide Government Resolutions No. A. L.—287, dated 10th January 1916 and No. 815, dated 7th April 1923.
7	Savit Tank (e)	8	4	4	6	...	1				(f) Rates sanctioned in Government Resolution No. A. L.—909, dated 15th February 1911, are to be in force up to 31st March 1923—vide Government Order No. A. L.—6461, dated 26th June 1913.
8	Babiat Tank (f)	6½	2½	4	6	For rice 4	1½				(g) Rates sanctioned in Government Order No. A. L.— 10265, dated 6th July 1921.
9	Futelo Tank (g)	Rice up to end of Oc- tober 4. Other Kharif 2	(h) 3 (i) 2	Provi- sional 8	...	(j) 1				(h) For ordinary Rabi. (i) For restorative crops grown after rice. (j) In either kharif or rabi season.
10	Lower Pánjura River Works (k)	6	2	4	6	...	1				(k) In force for five years ending 31st March 1926—vide Government Order No. A. L.—11103, dated 9th July 1921.
11	Hartala Tank (l)	...	{ 9 (m) 12 }	5	2	3	4	...	*1	NIL	NIL	NIL	(l) In force till 31st March 1926—vide Government Order No. A. L.—13738, dated 23rd July 1920.
12	Mhasva Tank (l)	...	{ 9 (m) 12 }	5	2	3	4	...	*1				(m) The perennial rate for sugarcane and pan gardens. (n) In force from 16th October 1920 to 16th October 1925— vide Government Order No. A. L.—5330, dated 29th March 1921. For late 8 months Rs. 12 are charged.
13	Jámda Canals (l)	...	{ 10 (m) 16 }	5	2	3	5	...	*1				(o) Rates to be in force for a period of six years ending 15th February 1925—vide Government Order No. A. L.—9708, dated 4th October 1918.
14	Bhátodi Tank (m)	...	14½	8½	2½	6	8	...	1				(p) In force for 10 years ending 15th June 1930—vide Government Order No. A. L.—16033, dated 8th December 1919.
15	Eruk Tank (o)	...	*17½	8	8	5	7	...	*1				(q) Rates sanctioned for a period of six years ending 14th February 1924—vide Government Order No. A. L.—1576, dated 12th February 1918.
16	Koregaon Tank (o)	...	*16	7	3	4	6	...	*1				(r) Water rates sanctioned for one year in Government Order No. A. L.—11546, dated 26th July 1921.
17	Ashti do. (o)	...	*16	7	3	4	6	...	*1				(s) For sugarcane. (t) For perennial crops other than sugarcane. (u) For sugarcane and pan gardens double the ordinary rates are charged. (v) For the whole year.
18	Páthri do. (o)	...	*16	7	3	4	6	...	*1				
19	Krishna Canal (p)	...	*16	8	3	5	8	...	*1				
20	Mhaswad Tank (q)	...	{ (u) 28 (v) 14 }	8	3	5	6	...	1				
21	Rovari Canal (p)	...	*12	6	2	4	6	...	*1				
22	Upper Man River Works (p)	...	*12	6	2	4	6	...	*1				
23	Yerla River Irrigation Works (p)	...	*12	6½	2	4½	6½	...	*1				
24	Chikhli Canal (p)	...	*12	6	2	4	6	...	*1				
25	Maini Tank (p)	...	*12	6	2	4	6	...	*1				
26	Muchkundli Tank (r)	...	*5				

Note—(1) For lift irrigation half the ordinary rates are charged.
(2) Double the ordinary rates are charged as penal rates for taking water without permission.
(3) Leakage or percolation rates are the same as ordinary rates.

STATEMENT I-F—concluded.

No.	Names of Works.	WATER-RATES.							Single watering.	Cultivator's rate.	Owner's rate.	Water charge.	Remarks.
		Irrigation in blocks.	Perennial.	Early, eight months.	Monsoon, four months.	Rabi, four months.	Hot weather.	Miscellaneous.					
1	2	3	4	5	6	7	8	9	10	11	12	13	14
	WORKS FOR WHICH CAPITAL AND REVENUE ACCOUNTS ARE KEPT— contd.	Rs.	Rs.	Rs.	Rs.	Rs.	Rs.	Rs.	Rs.				
	Unproductive—consolid.												
27	Gokak Canal, 1st Section, and storage works (a)	...	{ (b) 22 (c) 16 }	8	3	5	15	...	1				(a) Rates sanctioned for a period of five years up to 31st March 1925 in Government Order No. A. I.—9406, dated 9th July 1919. (b) For whole year. (c) For sugarcane irrigated from 15th June to 15th February.
28	Dambal Tank (d)	...	(e) 14	{ (f) 8 (g) 7½ }	{ (h) 4 (i) 4½ }	{ (j) 7 (k) 7 }	...	{ (l) 1 (m) 2 }					(d) Rates sanctioned for a period of five years ending 31st March 1925, in Government Order No. A. I.—11942, dated 9th September 1919.
29	Medleri do. (d)	...	(e) 14	{ (f) 8 (g) 7½ }	{ (h) 4 (i) 4½ }	{ (j) 7 (k) 7 }	...	{ (l) 1 (m) 2 }					(e) For Sugarcane, Betel-leaf, etc., for twelve months. (f) From 15th June to 15th February.
30	Madag do. (d)	...	(e) 10	{ (f) 8 (g) 7½ }	{ (h) 4 (i) 4½ }	{ (j) 7 (k) 7 }	...	{ (l) 1 (m) 2 }					(g) „ 15th October to 14th June or 1st August to 31st March.
31	Asundi do. (d)	...	(e) 14	{ (f) 8 (g) 7½ }	{ (h) 4 (i) 4½ }	{ (j) 7 (k) 7 }	...	{ (l) 1 (m) 2 }					(h) „ 15th June to 15th October or 15th July to 30th November.
32	Dharma Canal (m)	3	{ (k) 1 (l) 2 }				(i) „ 15th October to 15th February.
33	Kadwa River Works (n). { Palkhed Canal ... Ojhar T. S. m bat Canal ... Wadali Canal ... }	...	{ (u) 30 (v) 15 }	8	3	5	7	...	{ (o) 1 (p) 2 }				(j) „ 15th February to 15th June. (k) „ 15th June to 15th October. (l) „ 15th October to 14th June.
34	Girna Left Bank Canal (v)	...	{ (u) 28 (v) 14 }	8	3	5	6	...	{ 1 (r) 2 }				(m) Rates sanctioned for a period of five years ending 31st March 1927 in Government Resolution No. 1677, dated 20th April 1923.
35	Pravara River Works—Lakh Canal (v)**	...	8	4	½	2	4				(n) Rates sanctioned for a period of five years ending 15th February 1924—vide Government Order No. A. I.—11495, dated 28th August 1919.
36	Godavari Right Bank Canal (t).	...	{ (u) 45 (v) 22½ }	12	3	5	7	...	{ (w) 1 (x) 2 }				(o) For monsoon and rabi seasons. (p) For hot weather season. (q) Rates sanctioned in Government Resolution Nos. A. I.—1431 and 1964, dated 28th June 1910 and 4th October 1911 respectively.
37	Godavari Left Bank Canal (t).	...	{ (u) 45 (v) 22½ }	12	3	5	7	...	{ 1 (r) 2 }				(r) For sugarcane and pan gardens. (s) Rates sanctioned in Government Resolution No. A. I.—12087, dated 11th December 1918 until an improved supply from Lake Arthur Hill is available.
38	Pravara River Works (y).	...	{ (u) 45 (v) 22½ }	12	3	5	7	...	1				(t) Rates sanctioned in Government Resolution No. A. I.—6371, dated 27th June 1917 for a period of six years ending 14th February 1924.
39	Parsul Tank (aa)**	7	2	5	6	...	{ 1 (s) 2 }				A uniform rate of Rs. 8 per acre has been sanctioned for lands let out for cultivation in the basin of Lake Beale, vide Government Resolution No. A. I.—2434 of 13th October 1923.
40	Pravara River Works (y).	...	{ (u) 45 (v) 22½ }	12	3	5	7	...	1				(u) For Sugarcane. (v) For perennial crops other than Sugarcane and Pan gardens.
41	Pravara Left Bank Canal (y)	...	{ (u) 45 (v) 22½ }	12	3	5	7	...	1				(w) From 15th June to 14th February for ordinary crops. (x) From 15th February to 14th June for ordinary crops and for sugarcane and pan gardens throughout the whole year as sanctioned in Government Resolution No. A. I.—1539, dated 28th July 1911 and 4514, dated 15th May 1912.
42	Mutha Canal and Matoba Tank (z).	...	50				(y) Rates sanctioned in Government Resolution No. A. I.—11436, dated 26th July 1921 for the period ending 14th February 1924.
43	On all remaining land commanded by both the canals.	...	(u) 45	12	3	5	7	...	{ 1 (r) 2 (s) }				(aa) Rates sanctioned in Government Resolution No. A. I.—5353 dated 30th March 1921. Water is not to be reserved for perennial irrigation, if available it is to be issued at double the hot-weather rates.
44	Pan gardens	...	* 30				* For Pan gardens.
45	Matoba Tank	...	† 45				** For Sugarcane and Pan gardens double the seasonal rates are charged.
46	Perennial crops other than Sugarcane and Pan gardens.	...	(v) 22½				† This rate is levied in proportion to the time for which water is supplied, according to the scale laid down in Note (c) schedule attached to Government Resolution No. A. I.—2313, dated 15th October 1910—vide Government Resolution No. A. I.—6007, dated 27th May 1919.
47	Nira Canal and Shetphal Tank (t)	...	{ (u) 45 (v) 22½ }	12	3	5	7	...	{ 1 (r) 2 (s) }				‡ Rate sanctioned for five years ending 15th February 1924—vide Government Resolution No. A. I.—879, dated 28th January 1918.
48	Kasurdi Tank §**				(s) Rates sanctioned in Government Resolution No. A. I.—2213, dated 15th October 1910 are to continue up to 15th February 1924—vide Government Resolution No. A. I.—17640, dated 18th November 1921. Seasonal rates are to be charged for other perennials.
49	Shirsuphal do. §**	6½	2½	4	6	...	{ 1 (r) 2 }				
50	Bhadalwadi do. §**				

Note—(1) For lift irrigation half the ordinary rates are charged.

(2) Double the ordinary rates are charged as penal rates for taking water without permission.

(3) Leakage or percolation rates are the same as ordinary rates.

(4) Water rate for non-irrigational purposes should not be less than Rs. 1 per 10,000 cubic feet, vide Government Resolutions No. A. I.—879, dated 28th January 1918 and No. A. I.—7804, dated 21st July 1916.

(5) Rs. 2 per acre to be charged for single watering given to those who are not regular irrigators or holders of rabi leases, vide Government Resolution No. A. I.—1759, dated 5th July 1906 and Government Order No. A. I.—2525, dated 3rd March 1916.

STATEMENT G.

STATEMENT

Statement showing Areas and Water-rate Assessments in the Bombay Presidency,
fixing the Scale

No.	Name of Works.	IRRIGATION IN BLOCKS.		PERMANENT.		6 MONTHS.		MONSOON - 4 MONTHS.		RAIN - 4 MONTHS.	
		Area.	Assessment.	Area.	Assessment.	Area.	Assessment.	Area.	Assessment.	Area.	Assessment.
		Acre.	Rs.	Acre.	Rs.	Acre.	Rs.	Acre.	Rs.	Acre.	Rs.
WORKS FOR WHICH CAPITAL AND REVENUE ACCOUNTS ARE KEPT.											
<i>Productive.</i>											
1	Gadikeri Tank
2	Mavinkop do.
3	Shabada Channel	58	351	23	60	1,167	4,632
	Total, Productive	58	351	23	60	1,167	4,632
	Average rate	6-05	2-14	...	4-01
<i>Unproductive.</i>											
4	Hathmati and Khari Cut Canals combined	4,314	24,044	5,368	12,904
5	Wangrol Tank	708	2,907	288	625
6	Tanja-Nagrama Tanks
7	Savli Tank	878	3,512	593	1,230
8	Sahlat do.	185	771	497	1,733
9	Futalo do.	83	255
10	Lower Panjhra River Works	18	227	116	630	42	46	814	2,671
11	Hartala Tank	1	3	41	84	29	69
12	Mhasva do.	2	16	43	160
13	Jamda Canals	18	292	46	271	1,062	2,208	515	1,674
14	Bhatodi Tank	206	2,030	65	440	484	2,555
15	Ekrak do.	531	18,070	30	240
16	Koregaon do.	106	510
17	Ashti do.	12	205	3,378	16,151
18	Patthri do.	48	93
19	Krishna Canal	1,044	29,202	1,033	8,009	8,243	11,474	993	5,383
20	Mhasvad Tank	155	1,725	2,867	26,225	730	2,621	3,567	19,589
21	Bevari Canal	31	516	21	123	103	306	379	1,616
22	Upper Man River Works	24	538	170	343	179	316	488	1,950
23	Verla River Irrigation Works	46	733	920	2,700	244	530	1,633	7,168
24	Chikhli Canal	23	300	88	338	315	698	66	513
25	Maini Tank	66	633	641	1,341	495	1,022	1,323	5,478
26	Muchkundi do.	71	358	3874	...
27	Gokak Canal, 1st Section, and Storage Works	275	5,107	1,375	11,068	3,423	10,178	2,965	14,560
28	Dambal Tank	2	23	1	6
29	Medleri do.	32	446	1	19	56	240	11	56
30	Madag do.	75	753	28	204	488	1,977	115	533
31	Asundi do.	24	127	38	277	35	137	7	28
32	Dharma Canal	482	2,527
33	Kadva River Works. Waghad Tank, Palkhed Canal, Ojhar Tambat Canal, Waddi Canal	350	3,392	1,459	15,081	1,002	3,823	1,213	8,370
		310	5,071	476	4,894	557	2,592	550	3,300
		150	2,400	591	4,173	409	1,594	699	3,968
34	Chankapur Tank-Girna Left Bank Canal	389	9,499	698	2,635	2,078	6,949	3,766	18,900
35	Pravara River Works-Lakh Canal	67	225	59	217	350	168	322	624
36	(Lake Baile-Darna Dam) Godavari Right Bank Canal	5,948	2,28,204	1,415	17,393	5,386	17,512	12,536	66,253
37	Left Bank Canal	4,290	1,62,208	687	8,382	1,992	6,566	9,424	49,332
38	Pravara River Works-Pravara Right Bank Canal	950	23,750	629	6,977	2,622	8,544	6,041	31,936
39	Parsul Tank	31	98	176	476	21	60	25	60
	Pravara River Works-Pravara Left Bank Canal	2,893	85,814	1,482	10,551	9,253	29,142	9,281	49,583
40	Mutha Canals, including Matoba Tank. Within the Poona City, Suburban Municipal and Cantonment limits or within one mile of those limits. On all the remaining land commanded by both Canals. Pan gardens wherever situated throughout the Canals.	1,210	36,635
		3,436	1,42,196	1,746	16,725	9,266	23,326	4,605	23,225
		8	159
	Matoba Tank	397	7,859
41	Nira Canal, including Shetphal Tank.	15,724	3,14,480	4,670	127,766	4,853	59,476	7,971	24,816	18,968	1,03,218
42	Kasurdi Tank
43	Shirsuphal do.	19	238	302	1,418	232	560	546	2,394
44	Bhadalvadi do.	25	337	353	1,727	243	663	397	1,776
	Total, Unproductive	15,724	3,14,480	27,670	8,03,692	22,346	2,06,576	58,390	1,97,410	92,159	4,59,966
	Average rate	...	20-00	...	32-41	...	9-24	...	3-38	...	4-99
	Grand Total	15,724	3,14,480	27,698	8,04,043	22,346	2,06,576	58,418	1,97,470	93,326	4,64,668
	Average rate	...	20-00	...	32-36	...	9-24	...	3-38	...	4-97

G.

excluding Sind, during 1922-1923, according to the system of classification adopted in of Water-rates.

HOT WEATHER.		MISCELLANEOUS.		GRAND TOTAL.		REMARKS.
Area.	Assessment.	Area.	Assessment.	Area.	Assessment.	
Acres.	Rs.	Acres.	Rs.	Acres.	Rs.	
...	
...	1,253*	5,115	*Exclusive of 975 acres of mamul Bagayat area.
...	1,258	5,115	
...	4'40	4'07	
...	
303	1500	9,885	38,448	
45	227	1,041	8,759	
...	
18	108	1,489	4,977	
50	277	732	2,771	
80	79	113	331	
...	780†	3,574†	†Exclusive of 1,637 acres of mamul Bagayat area.
...	...	1	2	72	173	‡Exclusive of Rs. 2,463 on account of enhanced water rates on old works.
...	...	98	98	148	294	
177	1,008	10	12	1,823	5,483	
...	755	5,075	
99	696	864	14,170	1,624	33,176	
...	108	519	
...	2,390	16,356	
...	48	98	
33	110	122	797	6,818	54,978	
153	1,008	1,637	7,655	8,994	59,553	
6	86	640	2,400	
...	...	7	28	865	3,204	
6	39	3	12	2,643	11,188	
6	19	14	59	540	1,914	
...	...	2	6	2,632	8,532	
...	459	353	
108	699	625	773	8,711	42,590	¶Water for non-perennial irrigation was allowed free vide Government Order No. A.I.-11545, dated 26th July 1921.
...	...	131	206	131	235	
...	100	761	
...	...	1	2	707	3,459	
5	41	107	618	
...	482	2,527	
...	
20	188	164	656	4,208	31,515	
1	7	122	448	2,016	16,383	
21	223	85	327	1,655	12,790	
177	1,155	510	3,207	7,649	42,045	
6	28	594	1,252	
146	438	409	1,201	403	1,201	This represents area in the basin of Lake Beale let out for cultivation and the assessment charged thereon. The area cannot be classified in respect of different crops.
65	216	4,770	12,376	20,201	3,46,201	
...	...	3,665	14,373	20,023	2,41,033	
189	1,014	7,680	20,003	18,061	91,294	
...	253	684	
220	1,075	8,804	22,236	31,923	1,99,001	
...	
166	1,195	5,549	18,160	{ 26,403 28** }	2,75,870††	** This represents an area indirectly irrigated by underground percolation from the Mutha Right Bank Canal and hence it cannot be classified in respect of different crops. The revenue derived therefrom is Rs. 52. †† Remission of Rs. 5 had to be granted for erroneous charges made.
...	
33	223	22,805	45,259	75,024	6,75,243‡‡	‡‡ Remission of Rs. 11 had to be granted for erroneous charge made.
...	...	97	107	97	107	
...	...	283	704	1,334	5,454	
...	...	428	1989	1,518	5,523	
2,033	12,646	58,694	1,71,952	2,76,916	22,56,742	
...	6'22	...	2'92	...	8'16	
2,038	12,668	58,694	1,71,953	2,78,174	22,61,857	
...	6'21	...	2'92	...	8'48	

STATEMENT

Statement showing operations of the year 1922-1923

Number.	Name of Work.	Amount of Estimate, Direct and Indirect.	CAPITAL OUTLAY, DIRECT AND INDIRECT.		LENGTH OF		AREA UNDER COMMAND.	
			During 1922-1923.	To end of 1922-1923.	Canal.	Distributaries.	Gross.	Irrigable at present.
1	2	3	4	5	6	7	8	9
	WORKS FOR WHICH CAPITAL AND REVENUE ACCOUNTS ARE KEPT.	Rs.	Rs.	Rs.	Miles.	Miles.	Acres.	Acres.
	<i>Productive.</i>							
1	Gadikeri Tank	17,531	...	16,918	...	1.50	687	417
2	Mavinkop do.	54,384	...	53,504	...	2.79	872	617
3	Shahada Channel	(a) 60,534	...	66,534	18.00	0.57	3,000	2,000
	Total, Productive ...	1,18,449	...	1,16,956	18.00	4.86	4,559	3,034
	<i>Unproductive.</i>							
4	Háthmati and Khári Out Canals combined	7,64,578½	1,961	13,18,729	21.00	53.00	44,744	8,000
5	Wángroli Tank	6,10,329	2,385	2,93,295	39.00	29.50	32,000	16,000
6	Tránza-Nagrám Tanks	2,50,416	...	2,80,685	17.28	...	5,000	3,400
7	Sávi Tank	3,12,734	...	2,55,210	7.60	...	1,500	800
8	Sahiat do.	2,43,222	...	1,84,029	8.35	1.82	4,700	3,000
9	Futelao do.	1,86,782	...	1,16,461	9.25	1.79	4,000	2,000
10	Lower Pánjhra River Works ...	1,10,786	8.99	...	1,500	800
11	Hartála Tank	7,04,681½	...	4,68,621	...	45.00	13,117	12,627
12	Mhasva do.	75,040	...	73,382	...	5.50	584	415
13	Jáunda Canals	1,40,015	...	1,38,956	...	7.00	4,647	1,700
14	Bhátodi Tank	10,88,640	3,048	10,44,137	39.00	75.00	46,288	5,000
15	Ekruk do.	3,78,278	...	3,79,707	4.50	5.50	15,126	12,124
16	Koregaon do.	21,55,580½	...	13,40,386	48.00	1.68	17,152	16,941
17	Ashti do.	42,049	...	39,189	3.75	...	2,394	1,050
18	Páthri do.	8,34,927	2,774	8,38,885	27.50	3.15	17,882	11,780
19	Krishna Canal	6,72,856	...	6,42,846	4.66	3.33	5,000	2,500
20	Mhasvad Tank	16,80,898½	...	9,44,459	63.87	...	28,327	12,320
21	Revári Canal	27,84,496½	...	20,96,016	66.25	43.36	129,045	24,840
22	Upper Man River Works ...	59,448	...	59,811	10.25	...	3,313	1,920
23	Yerla River Irrigation Works...	4,44,581	...	4,39,286	17.50	6.50	8,443	2,080
24	Chikhli Canal	7,45,314	8,257	7,73,127	33.33	4.00	11,234	5,480
25	Maini Tank	57,415	...	57,442	6.50	...	1,371	1,478
26	Muchkundi Tank	3,90,492	...	4,87,650	9.25	7.58	4,876	4,625
27	Gokák Canal, 1st Section and Storage Works	1,68,420	...	1,58,707	5.50	2.25	5,570	750
28	Dambal Tank	15,40,832	...	13,81,922	16.13	35.43	18,668	17,627
29	Medleri do.	64,906	...	63,980	...	3.27	3,000	1,000
30	Madag do.	81,705	...	81,392	...	5.64	1,916	600
31	Asundi do.	2,49,407	...	1,67,598	9.00	...	2,851	1,345
32	Dharma Canal	80,485	...	74,995	...	4.86	1,800	1,011
33	Káda River Works	98,334	...	97,832	27.15	3.71	13,562	12,870
34	Wághad Tank	7,01,730½
35	Páikhed Canal	4,68,402½	...	10,34,191	11.00	13.92½	28,832	9,837
36	Ojhar-Támbat Canal	17,785½	4.50	...	8,055	2,867
37	Wadáli Canal	63,461½	8.62	...	3,486	2,433
38	Chankápur Tank—Girna Left Bank Canal	20,37,083	8,761	20,43,464	18.61§	20.80§	29,182	8,500
39	Pravara River Works—Lákh Canal ...	7,60,764½	...	3,71,891	23.00	9.37	29,913	11,280
40	Lake Beale—Darna Dam
41	Godávari Right Bank Canal	1,01,47,321	31,311	1,02,42,960	74.00	42.25§	144,310	49,331
42	Godávari Left Bank Canal	48.00§	15.25§	88,080	30,109
43	Pravara River Works—Pravara Right Bank Canal	(b) 1,50,83,481	11,62,624	1,26,88,624	33.00§	13.00§	73,763	16,960¶
44	Parsul Tank	2,23,612	...	2,14,995	...	4.75	3,337	1,000
45	Pravara River Works—Pravara Left Bank Canal	3,47,550	59.12§	81.26§	125,044	28,760¶
46	Mutha Canals including Mátoba Tank	1,23,73,762½	...	65,39,953	88.00	84.00	104,787	20,050
47	Nira Canal including Shetphal Tank	89,43,307½	20,897	66,20,885	106.79	139.00	274,447	117,480
48	Kásurdi Tank	8,06,084½	...	45,590	...	1.75	507	160
49	Shirsuphal do.	45,590	...	2,24,568	...	12.50	4,500	1,800
50	Bhádálvadi do.	2,22,282	...	2,27,422	...	9.75	3,000	2,000
51	Total, Unproductive ...	6,93,21,481	12,41,998	5,49,00,748	978.23	795.96	1,371,943	488,100
	GRAND TOTAL ...	6,94,39,930	12,41,998	5,50,17,704	991.23	800.82	1,376,502	491,134

(a) The capital outlay on the works to end of 1921-22 vide Government Resolution No. 1918, dated 9th June 1923.

(b) Includes the cost of the Pravara Left Bank Canal.

H.

in the Bombay Presidency, excluding Sind.

Rainfall.	Discharge of canal at head, cubic feet per second.	Area.		Amount of gross Assessment.	Realizations.	Working Expenses.	Net Revenue.	Remarks.	
		Applied for	Irrigated.						
10	11	12	13	14	15	16	17	18	
Inches.		Acres.	Acres.	Rs.	Rs.	Rs.	Rs.		
26.04	2,355	2,355	1,866	489	* Area under consolidated assessment.	
42.34	0.28	...	661*	2,022	2,022	775	1,247		
17.53	Not taken.	1,235	1,258 975*	10,829	8,916	1,994	6,922		
...	1,258 1,636*	15,206	13,293	4,635	8,658		
26.91	79.00	3,939	3,869	42,784	40,112	33,509	6,603	† Includes interest charges during construction.	
34.69	39.00	13,193	6,016						
36.03	44.25	980	1,041						
25.92	1,104	1,205	2,931	—1,726		
25.82	50.72	1,359	1,439	5,491	11,520	6,522	4,998		
27.00	71.09	548	732	6,454	5,749	6,956	—1,207		
20.22	15.68	128	113	527	327	1,836	—1,509		
17.80	4.43	806	790	25,063	28,484	5,116	23,368		
26.42	0.05	72	1,627*	753	754	1,013	—259		
15.67	0.47	146	148	1,064	2,576	2,256	320		
23.38	36.16	1,665	1,928	14,578	16,331	6,354	10,027		
25.52	1.80	766	755	12,856	18,194	4,985	13,209		
10.44	15.61	615	1,524	1,55,873	1,69,042	19,249	1,49,793		
9.00	0.16	100	106	652	1,227	1,322	—295		
9.19	3.09	3,390	3,390	29,199	28,954	9,119	19,835		
15.57	48	48	5,731	10,212	6,969	3,243		
26.75	51.38	10,344	6,518	55,902	66,004	22,229	43,775		
22.73	38.00	...(c)	8,994	62,960	57,478	20,662	36,816		
32.68	3.07	733	540	2,570	2,516	3,383	—1,367		
21.39	2.69	1,110	568	3,263	5,637	4,732	905		
30.30	6.73	5,602	2,842	11,975	20,976	13,753	7,223		
20.49	...	768	540	1,999	1,430	2,495	—1,015		
17.15	8.15	3,804	2,536	8,654	10,078	6,717	3,361		
16.24	458	458	465	107	1,569	—1,462		
18.12	38.02	8,346	8,711	63,276	76,002	13,757	62,245		
4.04	1.83	147	134	2,206	2,377	2,389	—12		
17.84	3.16	133	144*	798	271	1,250	—979		
18.74	7.76	718	707	3,724	3,177	2,343	634		
29.50	4.12	122	107	1,357	1,583	676	907		
31.82	44.27	166	190*	53	—1,254	1,208	—2,462		
...	482 5,126*					‡ Owing to diversion of tail portion of Palkhed Canal the length of distributaries is diminished.	
12.40	42.00	3,940	4,208	65,358	53,935	27,671	26,264		
10.52	12.00	1,730	2,016						
11.84	7.00	1,690	1,655						
9.78	47.00	7,551	7,648	42,966	35,266	27,050	8,216	§ As actually completed.	
23.05	5.00	698	694	2,277	1,967	4,271	—2,304		
27.54	402	402	6,20,714	5,38,406	2,59,803	2,78,603		
17.27	198.00	23,720	30,201						
17.27	108.00	13,093	20,023						
20.79	49.00	17,841	18,061	94,563	55,644	45,435	10,209	¶ The irrigable area as given in the second revised project of the Pravara River Works is 57,000 acres. This includes the old area "irrigable at present", viz., 11,280 acres under the Lakh Canal. The balance is distributed between the two Pravara Canals in proportion to their gross command.	
4.72	3.00	105	253	766	5,404	1,527	3,877		
20.30	116.00	31,430	31,923	2,00,128	1,11,097	72,270	38,827		
24.92	179.00	Information not available.	26,403	3,46,338	3,59,373	1,44,816	2,14,557		
18.13	11.00		281†	6,86,789	7,57,171	2,09,016	5,48,155		
23.73	297.00		75,024	1,527	1,480	951	529		
25.53	19.00		97	5,583	3,659	2,945	714		
12.56		1,334	10,830	13,165	4,016	9,149		
22.49	5.00		1,516						
29.76	4.00								
...	162,401	276,941 7,087*	26,10,102	25,31,992	10,14,774	15,17,218	¶¶ An area of 23 acres indirectly irrigated by under-ground percolation from the Mutha Right Bank Canal.	
...	163,636	278,202 8,723*	26,25,308	25,45,285	10,19,409	15,25,876		

STATISTICAL STATEMENTS
FOR
IRRIGATION WORKS, SIND, FOR THE YEAR 1922-23.

STATEMENT

Statement of Canals in the Indus Right Bank

1	55, Construction of Irrigation, Navigation, Capital expenditure not							
	1-Productive.							
	Begari Canals District.			Ghar Canals District.		Shikarpur Canals District.		
	Desert Canal. 2	Unharwah. 3	Begari Canal. 4	Ghar Canal. 5	Sukkur Canal. 6	Canals in Rohri. 7	Sind Canal. 8	Rajib Chitti and Garang. 9
Source of supply of water ...	River Indus.	River Indus.	River Indus.	River Indus.	River Indus.	River Indus.	River Indus.	River Indus.
Minimum discharge of water C. ft. per second.
Maximum discharge of Canal C. ft. per second.	4,595	2,472	7,158	10,937	3,348	2,964	3,840	940
Average annual rainfall ... Inches.	1.85	1.91	1.68	1.07	0.83	1.63	1.63	...
Gross area commanded ... Acres.	388,985	246,970	751,680	505,649	246,713	196,598	232,497	48,839
Culturable area commanded. "	388,985	214,056	680,521	395,944	162,118	146,498	191,098	48,600
Area irrigable by complete project ... "	199,660	112,025	340,260	250,000	90,000	82,968	111,389	35,300
Area irrigable at present ... "	199,660	112,025	340,260	250,000	90,000	82,968	111,389	35,300
<i>Sanctioned Estimate.</i>								
Direct charges ... Rs.	27,35,924	7,91,716	24,65,792	6,77,736	14,86,018	2,78,140	8,28,399	2,69,330
Indirect charges ... "	31,18,816	8,34,712	24,23,861	9,75,534	26,92,403	7,589	29,383	8,976
Interest during construction. "								
Total Estimate ... Rs.	58,55,740	16,26,428	58,89,653	16,53,270	41,78,421	2,85,729	8,57,782	2,78,296
<i>Expenditure to end of 1922-23.</i>								
Direct charges ... Rs.	26,56,621	7,70,854	23,86,373	6,32,369	14,18,905	2,02,723	8,18,182	2,65,268
Indirect charges ... "	30,054	20,862	78,919	84,353	63,006	3,764	10,217	3,840
Interest during construction. "	31,18,816	8,34,712	24,23,861	9,75,534	26,92,403	7,589	29,383	8,976
Total Expenditure ... Rs.	58,55,491	16,26,428	58,89,653	16,42,656	41,73,714	2,14,066	8,57,782	2,78,074
<i>Works as now sanctioned.</i>								
Main canals irrigation ... Miles.	91	34	78	39	72	109	40	23
Branch canals ... "	199	83	114	125	56	11	83	...
Distributaries ... "	39	5	52	146	15
Of above—								
Navigable canals ... Miles.	4	58	108
<i>Works completed at end of 1922-23.</i>								
Main canals irrigation ... Miles.	91	34	78	39	72	109	40	23
Branch canals ... "	199	83	114	125	56	11	83	...
Distributaries ... "	39	5	52	146	15
Of above—								
Navigable canals ... Miles.	4	58	108

I-A.

Division for the year 1922-23.

Embankment and Drainage works. charged to Revenue.										15. Other Revenue expenditure financed from ordinary Revenues— (1) Works for which only Revenue accounts are kept.
Karachi Canals District.					2-Unproductive.				Total.	Western Nara District.
Kalri Canal. 10	Indus Canals Right Bank. 11	Pinyari. 12	Indus Canals Left Bank. 13	Total. 14	Shikarpur Canals District. Mahiwah. 15	Karachi Canals District. Sattah. 16	Baghar. 17			
River Indus.	River Indus.	River Indus.	River Indus.		Gudu Dhand or River Indus.	River Indus.	River Indus.		River Indus.	
1,191	1,806	3,788	5,076	9,069	9,069	1,686	8,581			
2-5	2-8	2-70	2-58	2-58	2-58	2-30	1-88		1-88	
59,856	194,000	191,600	104,344	3,167,121	300,251	36,971	112,057	849,279	990,536	
40,317	173,701	185,600	84,048	2,711,386	145,445	34,334	95,301	275,040	702,046	
40,000	150,000	180,000	80,000	1,601,595	99,000	30,000	90,000	219,000	405,311	
40,000	150,000	180,000	80,000	1,601,595	99,000	30,000	90,000	219,000	397,696	
73,248	88,760	6,36,575	2,59,938	1,05,91,562	23,34,049	1,80,079	2,35,904	27,50,032		
2,488	3,855	21,957	9,364	1,11,39,338	9,75,175	1,09,258	7,810	10,92,243		
75,737	92,615	6,58,532	2,68,302	2,17,30,800	33,092,24	2,89,337	2,43,714	38,42,275		
71,318	86,227	6,03,483	2,52,978	1,01,65,791	14,18,103	1,74,028	2,30,370	18,23,001		
1,370	1,833	15,781	5,960	3,19,949	59,581	6,051	5,034	70,666		
2,488	3,855	21,957	9,364	1,11,39,338	9,75,175	1,09,258	7,810	10,92,243		
75,076	92,615	6,41,321	2,68,302	2,16,14,978	24,52,869	2,89,337	2,43,714	29,85,910		
23	102	71	113	795	29	82	93	154	243	
66	8	328	80	1,162	178	5	66	249	311	
				257	87			87	7	
	9	25	37	236		4	93	97	269	
23	102	71	113	795	29	82	93	154	243	
66	8	328	80	1,162	178	5	66	249	311	
				257	87			87	7	
	9	25	37	236		4	93	97	269	

STATEMENT

Statement of Canals in the Indus

55. Construction of Irrigation, Navigation, Embankment and Drainage Works—								
(1) Productive								
	Jamrao Canals District.	Eastern Nara District.						
	Jamrao Canal.	Nara Supply Channel.	Eastern Nara.	Mithrao Canal.	Thar Canal.	Khipro Canal.	Hiral Canal.	Total.
1	2	3	4	5	6	7	8	9
Source of supply of water	Eastern Nara.	Indus.	Nara Supply Channel.	Eastern Nara.	Eastern Nara.	Eastern Nara.	Eastern Nara.	...
Minimum discharge of River.. C. ft. per second.	(g) 32,449
Maximum discharge of Canal .. " "	3,297	2,800	1,400	200	250	...
Average annual rainfall Inches.	7.82	3.03	5.47	...	3.74	...
Gross area commanded Acres.	870,850	151,400	789,991	437,551	158,044	35,743	55,480	1,628,209
Culturable area commanded "	806,884	25,000	497,813	413,008	136,000	33,845	47,243	1,152,908
Area irrigable annually by complete project. "	300,000	12,200	90,900	143,500	50,000	8,000	15,700	320,300
Area irrigable at present "	274,888	12,000	58,400	132,000	50,000	8,000	20,000	280,400
<i>Sanctioned Estimate.</i>								
Direct charges Rs.	91,77,173	92,90,091
Indirect charges "		1,14,03,783
Interest during construction "	73,42,621	1,14,03,783
Total Estimate Rs.	1,65,19,794	2,06,93,873
<i>Expenditure to end of 1922-23.</i>								
Direct charges Rs.	92,97,036	78,48,365
Indirect charges "	2,83,470	2,75,940
Interest during construction "	73,42,621	1,14,03,783
Total Expenditure Rs.	1,69,23,127	1,95,28,087
<i>Works as now sanctioned.</i>								
Main Canals Irrigation Miles.	118	12	(b) 320	97	24	15	19	487
Branch Canals "	58	49	48	...	22	119
Distributaries "	(a) 503½	(c) 76	18	...	13	107
Of the above—								
Navigable Canals Miles.	12	320	92	424
<i>Works completed to end of 1922-23.</i>								
Main Canals Irrigation Miles.	118	12	(b) 320	97	24	15	19	487
Branch Canals "	58	49	48	...	22	119
Distributaries "	(a) 503½	(c) 76	18	...	13	107
Of the above—								
Navigable Canals Miles.	12	320	92	424

(a) The increase is due to excavation of new distributary ex. 108th Mile Jamrao Canal called Budhani Minor.

(b) Practically a river.

(c) Increase due to Santor Minor constructed during 1922-23.

(d) Increase due to Jakri Dhand added in this and taken out from Nasirwah as it feeds now only the Sarfarwah.

(e) Increase due to new mouth given to Ghara Right—branch of Sarfarwah.

(f) Decrease due to Jakri Dhand added to Sarfarwah as this Dhand does not now feed the Nasirwah.

(g) Minimum Discharge of Indus at Bukhar.

(h) Do. do. at Kotri.

(i) Includes 88 miles of Ren. Distributary ex. Dad Canal.

I-A.

Left Bank Division for the year 1922-1923.

Capital Expenditure not charged to Revenue.

15. Other Revenue Expenditure financed from ordinary Revenue. A-Irrigation Works (1) Works for which only Revenue accounts are kept.

											(9) Unproductive.		
Hyderabad Canals District.				Fuleli Canals District.			Nasrat Canals District.	Nasrat Canals District.			Nasrat Canals District.	Hyderabad Canals District.	Fuleli Canals District.
Alibahar Kacheri.	Great Marak.	Sarfaraz.	Total.	Fuleli Canal.	Hasanali Canal.	Total.	Naulakhi*	Dad Canal.	Nasrat Canal.	Total.	Total.	Total.	Total.
10	11	12	13	14	15	16	17	18	19	20	21	22	23
Indus.	Indus.	Indus.	...	Indus.	Indus.	...	Indus.	Indus.	Indus.
(g) 32,449	(g) 32,449	(g) 32,449	...	(h) 34,605	(h) 34,605	...	(g) 32,449	(g) 32,449	(g) 32,449	...	(g) 32,449	(g) 32,449	(h) 34,605
396	1,774	718	...	10,000	1,000	4,296	2,680
4'90	4'12	2'97	...	2'18	4'9	2'79	1'67	4'9
68,879	177,822	107,235	353,936	1,703,000	144,000	1,847,000	Not available	682,297	383,700	1,065,997	700,000†	495,568	147,800
52,055	145,833	68,720	266,613	956,199	102,131	1,058,330	162,189	367,597	323,163	690,760	135,716	469,218	92,218
18,300	73,929	40,500	133,029	400,000	21,000	421,000	45,900	156,685	104,100	260,785	65,900	215,800	35,000
18,300	73,929	40,800	133,029	400,000	19,000	419,000	45,900	121,285	82,000	203,285	25,700	215,800	30,000
1,07,169	4,55,683	1,24,680	6,87,532	28,83,449	3,04,605	31,88,254	12,62,554	26,92,095	18,66,324	45,58,419
53,437	4,17,710	2,25,922	6,97,069	31,22,153	1,91,498	33,13,651	3,478	19,21,033	12,82,228	32,03,261
1,60,608	8,73,393	3,50,602	13,84,601	60,05,602	4,96,303	65,01,905	12,66,032	46,13,128	31,48,552	77,61,680
1,03,430	4,27,672	1,18,559	6,49,661	25,50,269	2,89,929	28,40,198	5,112	25,85,578	18,06,847	43,92,425
8,739	15,897	6,121	25,757	97,274	14,876	1,12,150	33	94,602	58,206	1,52,808
53,437	4,17,710	2,25,922	6,97,069	31,22,153	1,91,498	33,13,651	3,478	19,21,033	12,82,228	32,03,261
1,60,608	8,61,279	3,50,602	13,72,487	57,69,696	4,96,303	62,65,999	8,623	46,01,213	31,47,231	77,48,494
26	24	(d) 80	130	100	32	132	*28	87	79	166	82	133	65
32	146	(e) 35	213	875	46	921	81	197	137	334	59	(f) 437	69
...	28	14	42	15	(i) 130	69	199	4
22	22	30	74	328	39	367	105	10
26	24	(d) 80	130	100	32	132	28	87	79	166	82	135	65
32	146	(e) 35	213	875	46	921	81	197	137	334	59	(f) 437	69
...	28	14	42	15	(i) 130	69	199	4
22	22	30	74	328	39	367	105	10

Note.—The variations from last year's figures in the culturable area commanded, are due to revised figures reported by the Revenue authorities.

* Naulakhi Canal has been transferred from '15' to '55'—Productive.

† Inclusive of Naulakhi Canal.

STATEMENT

Capital Account of Irrigation Works

Name of Work.	DURING YEAR.									
	Direct Charges.						Indirect Charges.			
	Works.	Estab- lish- ment.	Tools and Plant.	Total.	Deduct Receipts on Capital Account.	Total.	Capitali- zation.	Leave and Pension Allowances.	Audit and Acco- unts.	Total.
1	2	3	4	5	6	7	8	9	10	11
PRODUCTIVE.										
1. Desert Canal	Rs. 1,098	Rs. 199	Rs. 23	Rs. 1,320	Rs. ..	Rs. 1,320	Rs. ...	Rs. 28	Rs. 11	Rs. 39
2. Unharwah	2,832	424	48	2,804	...	2,804	...	59	23	82
3. Begari Canal	-1,015	-184	-21	-1,220	...	-1,220	...	-26	-10	-36
4. Eastern Nara Works	4,90,598	1,08,428	9,582	6,08,608	...	6,08,608	3,327	15,180	4,906	23,313
5. Jamrao Canal	3,84,342	76,993	7,733	4,69,068	...	4,69,068	...	10,779	3,843	14,622
6. Sukkur do.	35,139	6,889	725	42,253	...	42,253	...	894	351	1,245
7. Ghat do.	28,433	4,260	484	28,177	...	28,177	...	596	234	830
8. Alibhar Kacheri Canal
9. Marak Great Canal	6,523	2,290	103	8,916	...	8,916	...	321	65	386
10. Sarfrazwah
11. Fuleli Canal	1,83,958	64,573	2,913	2,51,444	...	2,51,444	818	9,040	1,840	11,698
12. Hasanali do.
13. Naulakhi do.
14. Kalri do.	747	136	15	898	...	898	...	19	7	26
15. Pinyari do.	11,101	2,018	229	13,345	...	13,348	...	283	111	394
16. Indus Canal Right Bank
17. Indus Canal Left Bank
18. Sind Canal
19. Rajib, Chiti and Garang
20. Canals in Rohri
21. Chiti Canal	4,775	868	99	5,742	...	5,742	...	122	48	170
22. Lloyd Barrage	2,33,788	1,62,113	18,811 - 48(a)	4,14,614	204	4,14,410	...	22,696	2,337	25,033
23. Garkino	19,033	3,460	393	22,886	...	22,886	...	484	190	674
24. Arore Canal	11,114	2,038	...	13,454	...	13,454	...	285	111	396
Total ...	14,06,916	4,34,005	41,439 - 48(a)	...	204	18,82,108	4,045	60,760	14,067	78,872
UNPRODUCTIVE.										
25. Mahiwha	7,400	1,272	144	8,816	...	8,816	...	178	74	252
26. Dad Canal	14,643	5,140	232	20,015	...	20,015	...	720	146	866
27. Nasrat do.	2,051	720	32	2,803	...	2,803	...	101	21	122
28. Sattah do.
29. Baghar do.
30. Sheharwah	-534	-92	-10	-636	...	-636	...	-13	-5	-18
Total ...	23,560	7,040	898	30,998	...	30,998	...	986	236	1,222
GRAND TOTAL ...	14,30,476	4,41,045	41,837 - 48(a)	19,13,310	204	19,13,106	4,045	61,746	14,303	80,094

(a) Suspense Account.

f-B.

in Sind for, and to end of, 1922-1923.

TO END OF YEAR.											
Grand Total.	Direct Charges.						Indirect Charges.				Grand Total.
	Works.	Establishment.	Tools and Plant.	Total.	Deduct Receipts on Capital Account.	Total.	Capitalization.	Leave and Pension Allowances.	Audit and Accounts.	Total.	
12	13	14	15	16	17	18	19	20	21	22	23
Rs.	Rs.	Rs.	Rs.	Rs.	Rs.	Rs.	Rs.	Rs.	Rs.	Rs.	Rs.
1,359	21,45,232	4,85,972	25,454	26,56,658	87	26,56,621	2,284	77,759	11	80,054	27,36,975
2,886	6,33,554	1,34,903	2,397	7,70,854	...	7,70,854	1,953	18,886	23	20,862	7,91,716
-1,256	20,24,407	3,57,259	5,226	23,86,892	19	23,86,873	17,931	61,055	-67	78,919	24,65,792
6,31,921	61,96,984	15,66,502	85,055	78,48,541	176	78,48,365	6,785	2,63,262	5,893	2,75,940	81,24,305
4,83,690	74,94,845	16,08,058	1,90,508 (a) 4,606	92,98,017	981	92,97,036	54,147	2,25,128	4,195	2,83,470	96,80,506
43,498	11,84,289	2,19,750	14,426	14,18,465	160	14,18,305	20,466	42,189	351	63,006	14,81,311
39,007	5,17,782	1,10,392	4,195	6,32,369	...	6,32,369	13,954	19,987	412	34,353	6,66,722
...	79,126	23,668	636	1,03,430	...	1,03,430	...	3,527	212	3,739	1,07,169
9,302	3,36,302	87,962	3,488	4,27,752	80	4,27,672	1,554	14,278	65	15,897	4,43,569
...	1,03,432	15,097	30	1,18,559	...	1,18,559	3,102	3,019	...	6,121	1,24,680
2,63,142	20,40,063	4,96,025	14,685	25,50,773	504	25,50,269	15,230	78,913	3,131	97,274	26,47,543
...	2,35,342	40,286	5,301	2,89,929	...	2,89,929	7,976	6,900	...	14,876	3,04,805
...	4,876	236	...	5,112	...	5,112	...	33	...	33	5,145
924	61,370	9,738	110	71,218	...	71,218	...	1,363	7	1,370	72,588
13,742	4,89,515	1,11,916	2,052	6,03,483	...	6,03,483	...	15,670	111	15,781	6,19,264
...	73,467	13,087	373	86,927	...	86,927	...	1,833	...	1,833	88,760
...	2,09,896	42,557	525	2,52,978	...	2,52,978	...	5,960	...	5,960	2,58,938
...	7,44,183	72,955	1,044	8,18,182	...	8,18,182	...	10,217	...	10,217	8,28,399
...	2,33,447	26,239	-170	2,59,516	...	2,59,516	...	3,670	...	3,670	2,63,186
...	1,47,284	19,175	-76	1,66,383	...	1,66,383	...	2,684	...	2,684	1,69,067
5,912	4,775	863	99	5,742	...	5,742	...	122	48	170	5,912
4,89,443	8,69,346	3,15,038	1,10,392	7,94,776	269	7,94,507	...	44,106	3,675	47,781	8,42,288
23,560	19,033	3,460	393	22,886	...	22,886	...	484	190	674	23,560
13,850	11,114	2,038	302	13,454	...	13,454	...	285	111	396	13,850
19,60,980	2,53,59,664	57,72,181	4,66,445 (a) 4,606	3,16,02,896	2,226	3,16,00,670	1,45,382	9,01,330	18,868	10,65,080	3,26,65,750
9,068	11,34,921	2,45,149	9,644	13,89,714	6	13,89,708	24,649	34,321	74	59,044	14,48,752
20,881	21,87,718	3,78,385	19,509	25,85,612	34	25,85,578	41,453	52,975	174	94,602	26,80,180
2,925	15,46,959	2,53,168	6,378	18,07,005	158	18,06,847	22,749	35,442	15	58,306	18,65,053
...	1,40,133	31,819	-2,076	1,74,028	...	1,74,028	1,597	4,454	...	6,051	1,80,079
...	1,94,567	35,968	335	2,30,870	...	2,30,870	...	5,034	...	5,034	2,35,904
-654	24,126	3,892	377	28,395	...	28,395	...	545	+8	537	28,932
32,220	52,28,424	9,48,381	38,819	62,15,624	198	62,15,426	90,448	1,32,771	255	2,23,474	64,38,900
19,98,200	3,05,88,088	67,20,562	5,05,264 (a) 4,606	3,78,18,520	2,424	3,78,16,096	2,35,830	10,34,101	18,623	12,88,554	3,91,04,650

(a) Suspense Account.

F. de Ga,
Assistant Accounts Officer.

STATEMENT

Statement showing the Financial Results of Irrigation

Realizations under main heads of

Revenue (Actual Receipts).																	
Works.	Irrigation.						Plan-tation.	Miscel-laneous.	Total.	Less-Refunds of revenue.	Gross revenue less refunds.	Ded-uct-Share due to old irrigation.	Total revenue due to improvement.	Revenue Management.			
	Direct.	Indirect.			Total.	Establishment.											
		Water rates directly paid.	Share of Land Revenue.	4 per cent. on 9/10ths of proceeds from sale of occupancy rights in waste or other lands up to end of year.		Total.								Di-rect-ion.	Execu-tive.	Civil Off-icers.	Total Revenue Management.
1	2	3	4	5	6	7	8	9	10	11	12	13	14	15	16	17	
PRODUCTIVE.																	
1	Desert Canal	1,10,031	4,53,868	2,294	4,56,162	5,66,193	100	6,106	5,72,399	...	5,72,399	...	5,72,399	...	23,011	27,448	50,459
2	Unharwah	261	2,49,330	3,114	2,52,444	2,52,705	51	1,682	2,54,438	...	2,54,438	...	2,54,438	...	8,637	15,049	23,686
3	Begari Canal	32,600	7,94,443	10,135	8,04,578	8,37,228	29	6,311	8,43,563	147	8,43,421	33,613	8,09,808	...	46,025	49,533	95,558
4	Eastern Nara Canals...	4,116	5,25,522	5,645	5,31,227	5,35,943	389	10,647	5,46,379	10	5,46,369	3,444	5,42,925	...	60,990	31,973	92,963
5	Jamrao Canal	1,869	8,22,778	77,942	9,00,720	9,02,689	635	20,853	9,24,077	159	9,23,918	...	9,23,918	...	1,40,691	26,094	1,66,785
6	Sukkur Canal	1,388	3,08,041	893	3,08,934	3,10,322	8	3,433	3,13,763	...	3,13,763	84,806	2,28,957	...	15,584	22,060	37,644
7	Ghar Canal	5,289	10,32,924	7,627	10,40,551	10,45,840	473	11,373	10,57,685	...	10,57,685	1,35,512	9,22,173	...	37,123	67,863	1,04,986
8	Alibhar Kacheri Canal	953	27,559	840	28,399	29,352	...	567	29,919	...	29,919	17,505	12,414	...	2,286	2,410	4,696
9	Marak Great Canal	4,141	1,94,445	3,551	1,97,996	2,02,137	120	2,997	2,05,254	...	2,05,254	59,437	1,45,817	...	17,000	14,393	31,393
10	Sarfrazwah	3,031	55,890	1,325	57,215	60,306	42	1,308	61,656	...	61,656	18,806	42,850	...	5,790	4,228	10,018
11	Fuleli Canal	45,517	8,97,660	21,436	9,19,096	9,64,603	191	21,877	9,36,671	862	9,35,809	2,44,549	7,41,260	...	72,824	66,489	1,39,373
12	Hasanali Canal	150	44,971	746	45,717	45,867	...	475	46,342	...	46,342	5,916	40,426	...	8,605	2,744	11,349
13	Naulakhi Canal	435	1,47,639	718	1,48,357	1,48,792	...	442	1,49,234	...	1,49,234	...	1,49,234	...	9,208	8,884	18,092
14	Kalri Canal	210	43,697	633	44,330	44,540	...	465	45,005	...	45,005	...	45,005	2,634	2,634
15	Pinyari Canal	250	2,64,067	5,015	2,69,072	2,69,322	342	4,164	2,73,528	...	2,73,528	...	2,73,528	15,870	15,870
16	Indus Canals Right bank.	259	67,766	1,952	69,718	69,977	...	83	70,059	...	70,059	...	70,059	4,062	4,062
17	Indus Canals Left bank	652	1,07,092	2,389	1,09,481	1,10,133	...	562	1,10,695	...	1,10,695	...	1,10,695	6,486	6,486
18	Sind Canal	2,829	3,12,754	8,609	3,21,363	3,24,192	9	1,817	3,26,018	...	3,26,018	...	3,26,018	18,938	18,938
19	Rajib, Ohiti & Garang	614	1,02,068	2,010	1,04,068	1,04,682	...	349	1,05,031	...	1,05,031	...	1,05,031	6,161	6,161
20	Canals in Bohri	1,552	1,64,859	4,644	1,69,503	1,71,055	11	2,453	1,73,519	...	1,73,519	...	1,73,519	9,957	9,957
21	Chiti Canal (a)
22	Lloyd Barrage (a)
23	Garkino Canal (a)
24	Arora Canal (a)
Total, Productive		2,16,147	66,17,403	1,61,622	67,79,031	69,95,173	2,399	97,963	70,95,540	1,178	70,94,362	6,08,588	64,90,774	...	4,48,024	4,02,256	8,50,280
UNPRODUCTIVE.																	
25	Mahiwhah	2,053	1,60,437	4,174	1,64,611	1,66,664	20	3,556	1,70,340	...	1,70,340	1,10,497	59,843	12,084	12,084
26	Dad Canal	2,376	3,27,472	9,157	3,36,629	3,39,006	400	1,090	3,40,496	...	3,40,496	(b) 83,908	2,56,587	22,789	22,789
27	Nasrat Canal	208	2,29,205	14,499	2,43,704	2,43,912	427	521	2,44,360	900	2,44,360	72,854	1,71,706	14,610	14,610
28	Suttiah Canal	19	35,414	967	37,381	37,400	...	21	37,431	...	37,431	16,145	21,286	2,345	2,345
29	Baghar Canal	1,153	72,854	1,537	74,391	75,544	121	3,365	79,030	...	79,030	...	79,030	4,441	4,441
30	Beharwah (a)
Total, Unproductive...		5,809	8,26,392	30,324	8,56,716	8,62,525	968	8,663	8,72,166	800	8,71,856	2,83,404	5,88,452	56,217	56,217
Grand Total		2,21,956	74,43,785	1,91,946	76,35,747	78,57,703	3,367	1,06,626	79,67,696	1,478	79,66,218	8,86,992	70,79,226	...	4,48,024	4,58,473	9,06,497
Works for which only Revenue accounts are kept.		15,574	13,99,001	25,415	14,24,416	14,40,090	1,030	18,065	14,59,185	...	14,59,185	...	14,59,185	84,967	84,967

(a) Under construction.

(b) The amount of Rs. 5 on account of refunds of revenue is deducted from Gross Revenue Rs. 83,313 and net revenue shown here.

STATEMENT

Statement showing the Financial Results of Irrigation

No.	Name of works.	GENERAL FINANCIAL RESULTS TO END OF						
		Mileage in operation.		Estimated cost of construction (direct and indirect).	Date of completion of work (P. W. Code II, 1918).	Date when system first came into operation.	Total Capital outlay (direct and indirect).	Accumulated arrears of interest.
		Main canals and branches.	Distributaries.					
1	2	3	4	5	6	6a	7	8
		Miles.	Miles.	Rs.	Date.	Date.	Rs.	Rs.
PRODUCTIVE.								
1	Desert Canal	290-00	39-00	27,36,924	1891-92	1872-73	27,36,675
2	Unharwah Canal	116-00	5-00	7,91,716	1890-91	1885-86	7,91,716
3	Begari Canal	192-00	52-00	24,65,792	1890-91	1865-66	24,65,792
4	Eastern Nara Canal	638-63	...	92,90,091	1897-98	1884-85	81,24,305
5	Jamrao Canal	196-00	503-50	91,77,173	1901-02	1900-01	95,80,506
6	Sukkur do.	128-10	14-72	14,86,013	1885-86	1870-71	14,81,311
7	Ghar do.	163-85	145-96	6,77,736	1878-79	1856-57	6,66,722
8	Alibhar Kacheri Canal	58-50	...	1,07,169	1875-76	1873-74	1,07,169
9	Marak Great Canal	169-90	...	4,55,683	1881-82	1873-74	4,43,569
10	Sarfraswah	115-43	...	1,24,680	1875-76	1873-74	1,24,680
11	Fuleli Canal	1,003-00	...	28,83,449	1892-93	1861-62	26,47,543
12	Hasanali do.	92-00	...	3,04,805	1906-07	1903-04	3,04,805
13	Navlakhi do.	108-90	14-88	12,62,554	Not completed.	...	5,145
14	Kalkri Canal	89-00	...	73,249	1921-22	1922-23	72,588	6,982
15	Pinyari Canal	899-00	...	6,36,575	1921-22	1922-23	6,19,264
16	Indus Canals Right Bank	110-00	...	88,760	1921-22	1922-23	88,760
17	Indus Canals Left bank	193-00	...	2,58,938	1921-22	1922-23	2,58,938
18	Sind Canal	133-00	...	8,28,399	1921-22	1922-23	8,28,399
19	Bajib, Chitti and Garang...	23-00	...	2,63,186	1921-22	1922-23	2,63,186
20	Canals in Rohri	120-00	...	1,69,067	1921-22	1922-23	1,69,067
WORKS UNDER CONSTRUCTION.								
21	Chitti Canal	6,134	Under construction.	...	5,912	157
22	Lloyd Barrage	(a) 11,04,499	Under construction.	...	8,42,288	44,445
23	Garkino	94,736	Under construction.	...	23,560	627
24	Arora Canal	14,337	Under construction.	...	13,850	369
Total, Productive		4,339-30	775-06	3,53,01,665	3,26,65,750	52,580
UNPRODUCTIVE.								
25	Mahiwah	207-00	87-00	14,54,524	1922-23	1901-02	14,48,753	11,15,300
26	Dad Canal	322-53	91-46	26,92,095	1906-07	1901-02	26,80,180	8,13,585
27	Nasrat do.	216-18	69-12	18,66,324	1906-07	1903-04	18,65,053	4,10,517
28	Suttah do.	87-00	...	1,80,079	1909-10	1904-05	1,80,079	45,630
29	Baghar do.	159-00	...	2,35,904	1921-22	1922-23	2,35,904
WORKS UNDER CONSTRUCTION.								
30	Sheharwah	8,79,525	Under construction.	...	28,932	5,098
Total, Unproductive		941-71	247-58	78,08,451	64,38,900	23,90,130
GRAND TOTAL		5,281-01	1,022-64	4,26,10,116	3,91,04,650	24,43,710

N. B.—Only works for which Capital and Revenue accounts

(a) Estimate for close contouring the area commanded

(b) High percentage is due to the previous capital outlay not brought forward in the

II-C.

Works for, and up to the end of, 1922-23.

1922-23.		FINANCIAL RESULTS OF THE YEAR 1922-23.									
Accumulated surplus revenues.	Total sum-at-charge (column 7 + column 8).	Gross receipts (direct and indirect).	Working expenses (direct and indirect).	Net revenue.	Percent- age on Capital outlay, column 7.	Percent- age on sum-at-charge, column 10.	Interest at 3·3252 per cent. on direct Capital outlay to end of 1916-17 & at 5·48 per cent. on subsequent outlay.	Net profit.	Net loss.	Area irrigated.	Percent- age of working expenses to receipts (column 11 to column 12).
9	10	11	12	13	14	15	16	17	18	19	20
Rs.	Rs.	Rs.	Rs.	Rs.	Per cent.	Per cent.	Rs.	Rs.	Rs.	Acres.	Per cent.
34,42,901	27,36,675	5,72,399	2,10,366	3,62,033	13·23	13·28	88,641	2,73,392	...	2,35,526	36·75
26,10,698	7,91,716	2,54,438	85,298	1,69,140	21·36	21·36	25,618	1,43,524	...	99,054	33·52
89,63,027	24,65,792	8,09,808	4,06,674	4,03,134	16·35	16·35	79,714	8,23,420	...	2,84,943	50·22
82,90,403	81,24,305	5,42,925	3,69,701	1,83,224	2·25	2·25	2,67,323	...	84,099	2,19,753	66·25
5,40,753	95,80,506	9,23,918	5,84,064	8,39,854	3·55	3·55	3,11,849	28,305	...	2,38,192	63·21
4,55,286	14,81,311	2,28,957	1,32,530	96,427	6·51	6·51	47,158	49,269	...	87,800	57·88
2,38,37,393	6,66,732	9,23,173	3,44,199	5,77,974	36·69	36·69	22,064	5,55,910	...	2,63,296	37·32
2,29,292	1,07,169	12,414	4,976	7,438	6·94	6·94	5,168	2,270	...	12,785	40·08
22,07,901	4,43,569	1,46,817	79,193	66,624	15·02	15·02	18,722	47,902	...	75,244	54·31
4,26,861	1,24,880	42,850	26,543	16,307	13·08	13·08	3,942	12,365	...	26,723	61·94
1,05,72,529	26,47,543	7,41,260	3,24,355	4,16,905	15·75	15·75	91,396	3,25,509	...	4,03,577	43·76
1,19,221	3,04,805	40,428	44,030	-3,604	(b)	(b)	9,641	...	13,245	17,403	108·91
88,370	5,145	1,49,234	56,786	92,448	1,796·85	1,796·85	170	92,278	...	49,160	38·05
...	79,570	45,005	49,499	-4,494	2,488	...	6,982	15,390	09·98
88,638	6,19,264	2,73,828	1,63,238	1,10,590	17·86	17·86	21,957	88,633	...	1,02,183	59·61
86,479	88,760	70,059	39,394	39,394	44·31	44·31	3,855	35,479	...	31,634	43·85
49,383	2,58,938	1,10,695	58,048	52,647	20·33	20·33	9,364	43,283	...	39,508	52·44
1,93,626	8,23,399	3,26,018	1,03,009	2,23,009	26·92	26·92	29,383	1,93,626	...	83,000	31·60
68,663	2,63,186	1,06,031	27,549	77,482	21·84	21·84	8,819	68,663	...	24,008	26·23
57,135	1,69,067	1,73,519	1,09,791	63,728	37·69	37·69	6,593	57,135	...	63,961	63·27
...	6,069	157	...	157
...	8,86,733	32,190	...	32,190
...	24,187	627	...	627
...	14,219	369	...	369
5,72,71,959	3,27,18,330	64,90,774	32,00,574	32,90,200	10·07	10·06	10,87,006	22,03,194	...	23,73,345	49·31
...	25,64,052	59,843	74,141	-14,293	46,156	...	60,454	67,150	123·89
...	34,93,765	2,56,587	1,84,937	1,21,650	4·58	3·48	85,620	36,030	...	1,17,859	52·59
...	22,75,570	1,71,706	1,20,315	51,391	2·75	2·26	59,904	...	8,513	79,784	74·15
...	2,25,709	21,286	11,059	10,227	5·68	4·63	5,787	4,440	...	12,961	51·95
21,296	2,35,904	79,030	49,924	29,106	12·34	12·34	7,810	21,296	...	28,996	63·17
...	34,030	1,573	...	1,573
21,296	88,29,030	5,88,452	3,90,376	1,98,076	3·08	2·24	2,06,850	...	8,774	3,06,750	66·34
5,72,93,255	4,15,47,860	70,79,226	85,90,910	34,83,276	9·92	8·39	12,93,856	21,94,420	...	26,80,095	50·72

are kept should be included in this return.

by the Lloyd Barrage Canal Project.

Administrative accounts as the orders of Government regarding reclassification are awaited.

F. de Ga,
Assistant Accounts Officer.

STATEMENT III-C.

Demands and Realizations during the year 1922-1923 in Sind.

Irrigation Works.		Balance of demands unrealized at commencement of year. (a)	Demands of year.	Total.	Deduct—Remissions including Cash Refunds.	Net Total.	Deduct—Amount unrealized at close of year.	Actual Total Receipts of year.	Deduct—Share due to old Irrigation.	Total Revenue due to Improvements.
1.		2	3	4	5	6	7	8	9	10
PRODUCTIVE.		Rs.	Rs.	Rs.	Rs.	Rs.	Rs.	Rs.	Rs.	Rs.
1	Desert Canal	18,192	5,70,608	5,88,795	1,063	5,87,732	15,333	5,72,399	...	5,72,399
2	Unharwāh	253	2,54,865	2,54,618	...	2,54,618	180	2,54,438	...	2,54,438
3	Begāri Canal	10,857	8,46,147	8,57,004	634	8,56,370	12,949	8,43,421	83,613	8,09,808
4	Eastern Nāra Canals	12,287	5,40,980	5,53,267	10	5,53,257	6,888	5,46,369	3,444	5,42,925
5	Jāmrao Canal	43,207	8,83,157	9,26,364	159	9,26,205	2,257	9,23,918	...	9,23,918
6	Sukkur Canal	104	3,13,767	3,13,871	...	3,13,871	108	3,13,763	84,806	2,28,957
7	Ghār Canal	—2,546	10,59,387	10,56,841	174	10,56,667	—1,018	10,57,685	1,35,512	9,22,173
8	Alibahar Kacheri Canal...	1,279	28,681	29,960	...	29,960	41	29,919	17,505	12,414
9	Marak Great Canal	7,919	1,97,753	2,05,672	...	2,05,672	418	2,05,254	59,437	1,45,817
10	Sarfranzwah	10,652	56,185	66,837	12	66,825	5,169	61,656	18,806	42,850
11	Fuleli Canal	23,511	9,72,427	9,95,938	1,720	9,94,218	8,409	9,85,809	2,44,549	7,41,260
12	Hasanali Canal	1,255	46,925	48,180	...	48,180	1,338	46,342	5,916	40,426
13	Naulakhi Canal	1,381	1,49,980	1,51,361	11	1,51,350	2,116	1,49,234	...	1,49,234
14	Kakri Canal	7,180	41,818	48,998	...	48,998	3,993	45,005	...	45,005
15	Pinyari Canal	5,317	2,74,033	2,79,350	...	2,79,350	5,522	2,73,823	...	2,73,823
16	Indus Canals Right Bank	1,940	69,972	71,912	...	71,912	1,853	70,059	...	70,059
17	Indus Canals Left Bank...	—1,157	1,08,849	1,07,692	...	1,07,692	—3,003	1,10,695	...	1,10,695
18	Sind Canal	383	3,28,242	3,28,625	...	3,28,625	2,607	3,26,018	...	3,26,018
19	Rajib, Chiti and Garang...	203	1,05,214	1,05,417	...	1,05,417	386	1,05,031	...	1,05,031
20	Canals in Rohri	699	1,74,139	1,74,748	...	1,74,748	1,229	1,73,519	...	1,73,519
Total		1,42,826	70,22,624	71,65,450	3,783	71,61,667	67,305	70,94,362	6,03,588	64,90,774
UNPRODUCTIVE.		...								
25	Mahiwāh Canal	14	1,70,099	1,70,113	...	1,70,113	—227	1,70,340	1,10,497	59,843
26	Dād Canal	7,974	3,44,346	3,52,320	42	3,52,278	11,783	3,40,495	83,908(b)	2,56,587
27	Nasrat Canal	11,754	2,39,438	2,51,192	2,082	2,49,110	4,550	2,44,560	72,854	1,71,706
28	Sattah Canal	41	37,429	37,470	...	37,470	39	37,431	16,145	21,286
29	Baghar Canal	757	78,433	79,190	...	79,190	160	79,030	...	79,030
Total		20,540	8,69,745	8,90,285	2,124	8,88,161	16,305	8,71,856	2,83,404	5,88,452
GRAND TOTAL		1,63,366	78,92,369	80,55,735	5,907	80,49,828	83,610	79,66,218	8,86,992	70,79,226

(a) Correct balances as now reported by the Revenue Officers in Canal Returns Nos. VIII-A and IX.

(b) The amount of Rs. 5 on account of refunds of revenue is deducted from Gross Revenue Rs. 63,913 and net revenue shown here.

F. de Ga,
Assistant Accounts Officer.

STATEMENT IV-C

STATEMENT

Statement showing the Financial Results of Irrigation Works in Sind

Principal Results of Operations

Irrigation Works.	Capital Outlay (direct and indirect) to end of year.	REVENUE ASSESSED					
		Direct Revenue.				Indirect Revenue Revenue due to operation.	
		Occupier's rate.	Plantations.	Miscellaneous.	Total.	Share of Land Revenue.	4 per cent. on 9/10ths of proceeds from sale of occupancy rights in waste or other lands up to end of year.
1	2	3	4	5	6	7	8
PRODUCTIVE.		Rs.	Rs.	Rs.	Rs.	Rs.	Rs.
1 Desert Canal	27,36,675	1,08,288	100	6,106	1,14,444	4,53,865	2,294
2 Unharwāh	7,91,716	188	51	1,682	1,921	2,49,330	8,114
3 Begāri Canal	24,65,793	35,253	29	6,311	41,593	7,94,369	10,185
4 Eastern Nāra Canals ...	81,24,805	2,419	389	10,647	13,455	5,21,880	5,645
5 Jāmrao Canal	95,80,506	1,588	635	20,853	23,076	7,82,139	77,942
6 Sukkur do.	14,81,311	1,408	8	3,433	4,844	3,08,030	893
7 Ghār do.	6,66,722	5,021	472	11,373	16,866	10,34,894	7,627
8 Alibahar Kacheri Canal ..	1,07,169	363	...	567	930	26,311	840
9 Marak Great do. ...	4,43,569	2,434	120	2,997	5,551	1,88,651	3,551
10 Sarfraswah	1,24,680	1,083	42	1,308	2,433	52,367	1,885
11 Fuleli Canal	26,47,543	34,421	191	21,877	56,489	8,94,502	21,436
12 Hasanali do.	3,04,805	258	...	475	733	45,446	746
13 Navlakhi do.	5,145	522	...	442	964	1,48,298	718
14 Kalri do.	72,583	220	...	465	685	40,500	633
15 Pinyari do.	6,19,264	1,296	342	4,164	5,802	2,63,216	5,015
16 Indus Canals Right Bank...	88,760	292	...	82	374	67,646	1,052
17 Indus Canals Left Bank ...	2,58,938	37	...	562	599	1,05,861	2,339
18 Sind Canal	8,28,399	3,635	9	1,817	61	3,14,172	8,609
19 Ragih, Chiti and Garang ...	2,63,186	752	...	349	1,101	1,02,103	2,010
20 Canals in Rohri	1,69,067	1,849	11	2,453	4,313	1,65,182	4,644
Total ...	3,17,30,140	2,01,272	2,399	97,963	3,01,634	65,59,362	1,61,628
UNPRODUCTIVE.							
25 Mahiwāh Canal	14,48,752	1,827	20	3,656	5,503	1,60,422	4,174
26 Dād Canal	26,80,180	2,166	400	1,090	3,656	3,31,533	9,157
27 Nasrat do.	18,65,053	180	427	521	1,128	2,23,811	14,439
28 Suttah do.	1,80,079	16	...	31	47	36,415	967
29 Baghar do.	2,35,904	779	121	3,365	4,265	72,631	1,537
Total ...	64,09,968	4,968	968	8,663	14,599	8,24,812	30,334
GRAND TOTAL ...	3,81,90,108	2,06,240	3,367	1,06,626	3,16,233	73,84,174	1,91,962

(a) No percentage is calculated as the net revenue against the work is a minus figure.

IV-C.

for the year ended 1922-1923, based on the Assessment of the year.

for the year ended 31st March 1923.

DURING THE YEAR.					WORKING EXPENSES.			NET REVENUE OF THE YEAR.		Percentage on Capital Outlay to end of year (improvements only),
Land on of	Refunds of Revenue.	Grand Total.	Deduct—Share due to old Irrigation.	Total Revenue due to Improvements.	Total Charges, direct and indirect.	Deduct—Old Maintenance Charges.	Total—Working Expenses or Improvements.	Total.	Due to Improvements.	
Total										
9	10	11	12	13	14	15	16	17	18	19
Rs.	Rs.	Rs.	Rs.	Rs.	Rs.	Rs.	Rs.	Rs.	Rs.	Rs.
4,56,159	...	5,70,603	...	5,70,603	2,10,366	...	2,10,366	3,60,237	3,60,237	13.16
2,52,444	...	2,54,365	..	2,54,365	85,299	...	85,299	1,69,066	1,69,066	21.35
8,04,554	147	8,46,000	38,613	8,12,387	4,15,433	8,759	4,06,674	4,30,567	4,05,713	16.46
5,27,525	10	5,40,970	3,444	5,37,526	3,60,045	344	3,59,701	1,80,925	1,77,825	2.19
8,60,081	159	8,82,998	...	8,82,998	5,84,064	...	5,84,064	2,98,934	2,98,934	8.12
3,08,923	...	3,18,767	84,806	2,28,961	1,45,892	13,362	1,32,530	1,67,875	96,431	6.51
10,42,521	...	10,59,387	1,85,512	9,23,875	3,63,040	18,841	3,44,199	6,96,347	5,79,676	86.94
27,751	...	28,631	17,505	11,176	14,242	9,266	4,976	14,439	6,200	5.79
1,92,203	...	1,97,753	59,437	1,38,316	1,02,598	23,405	79,193	95,155	59,123	13.35
53,762	...	56,185	18,806	37,379	34,364	7,821	26,543	21,821	10,836	8.69
9,15,938	862	9,71,535	2,44,549	7,27,016	4,40,716	1,16,361	3,24,355	5,30,849	4,02,661	15.21
46,192	..	46,925	5,916	41,009	47,488	3,458	44,030	—563	—3,021	(a)
1,49,016	...	1,49,980	...	1,49,980	56,786	...	56,786	93,194	93,194	1811.35
41,133	...	41,818	...	41,818	49,499	...	49,499	—7,681	—7,681	(a)
2,68,231	...	2,74,033	...	2,74,033	1,63,238	...	1,63,238	1,10,795	1,10,795	17.89
69,593	...	69,972	...	69,972	30,725	...	30,725	39,247	39,247	44.23
1,08,250	...	1,08,849	...	1,08,849	58,043	...	58,043	50,801	50,801	19.62
3,22,781	..	3,28,242	...	3,28,242	1,03,009	...	1,03,009	2,25,233	2,25,233	27.19
1,04,113	...	1,05,214	...	1,05,214	27,549	...	27,549	77,665	77,665	29.51
1,69,826	...	1,74,139	...	1,74,139	1,09,791	...	1,09,791	64,348	64,348	38.06
67,20,990	1,178	70,21,446	6,03,588	64,17,858	34,02,192	2,01,617	32,00,575	36,19,254	32,17,283	10.12
1,64,566	...	1,70,099	1,10,497	59,602	95,421	21,280	74,141	74,678	—14,539	(a)
3,40,690	...	3,44,346	83,908	2,60,438	1,80,146	45,209	1,34,937	1,64,200	1,25,501	4.68
2,38,310	800	2,39,138	72,854	1,66,284	1,40,123	19,308	1,20,815	99,015	45,969	2.46
37,882	...	37,429	16,145	21,284	20,277	9,218	11,059	17,152	10,225	5.68
74,168	...	78,433	...	78,433	49,924	...	49,924	28,509	28,509	1.21
8,55,146	800	8,69,443	2,83,404	5,86,041	4,85,891	95,515	3,90,376	3,83,554	1,95,665	3.05
75,76,136	1,478	78,90,891	8,86,992	70,03,899	38,83,083	2,97,132	35,90,951	40,02,808	34,12,943	8.94

F. de Ga,
Assistant Accounts Officer.

General Abstract of Financial Results of Irrigation

	PRODUCTIVE.											
	Desert.	Unharwāh	Begart Canal.	Eastern Nāra.	Jāmard Canal.	Sukkur Canal.	Qhār Canal.	Alibahar Kacheri Canal.	Marak Great Canal.	Sar-frazwāh.	Fuleh Canal.	Hasan-ali Canal.
<i>Capital Outlay.</i>	Rs.	Rs.	Rs.	Rs.	Rs.	Rs.	Rs.	Rs.	Rs.	Rs.	Rs.	Rs.
<i>During year—</i>												
Direct	1,320	2,804	-1,220	6,08,608	4,69,068	43,263	28,177	...	8,916	...	2,51,444	...
Indirect	89	82	-86	23,313	14,622	1,245	830	...	386	...	11,698	...
Total	1,359	2,866	-1,256	6,31,921	4,83,690	43,498	29,007	...	9,302	...	2,63,142	...
<i>To end of year—</i>												
Direct	28,56,621	7,70,854	23,86,873	78,48,865	92,97,036	14,18,305	6,32,369	1,03,430	4,27,972	1,18,559	25,50,269	2,39,929
Indirect	80,054	20,862	78,919	2,75,910	2,63,470	63,006	94,353	3,739	15,897	6,121	97,274	14,876
Total	27,36,675	7,91,716	24,65,792	81,24,805	95,60,506	14,81,311	6,66,722	107,169	4,43,869	1,24,680	26,47,543	3,04,805
<i>Gross Revenue.</i>												
<i>During year—</i>												
Direct	1,16,237	1,994	38,793	15,142	23,198	4,829	17,134	1,520	7,268	4,381	66,723	432
Indirect	4,56,162	2,52,444	7,71,015	5,27,783	9,00,720	2,24,128	9,05,039	10,894	...	38,469	6,74,537	39,904
Total	5,72,399	2,54,438	8,09,808	5,42,925	9,23,918	2,28,957	9,22,173	12,414	1,45,917	42,850	7,41,260	40,426
<i>To end of year—</i>												
Direct	25,34,861	30,711	15,18,288	14,18,771	10,96,876	1,24,670	6,29,634	36,359	1,79,022	1,12,810	20,49,912	11,808
Indirect	86,70,127	50,90,391	1,80,69,735	2,31,91,030	1,53,50,934	63,50,440	3,38,38,950	3,87,865	86,50,219	12,53,957	2,19,62,710	7,32,160
Total	1,12,04,988	51,21,592	1,96,88,023	2,46,09,801	1,61,46,809	64,85,010	3,44,63,784	3,74,224	88,29,241	13,66,807	2,40,12,622	7,43,777

Works in Sind for, and to end of, 1922-1923.

PRODUCTIVE.

Pinyari.	Kalri.	Indus Canals Right Bank.	Indus Canals Left Bank.	Canals in Rohri.	Sind Canal.	Garkino- wah.	Garang Bajit and Chitti.	Chitti Canal.	Lloyd Barrage.	Arora Canal.	Maulakhi.	Total, Productive.
Rs.	Rs.	Rs.	Rs.	Rs.	Rs.	Rs.	Rs.	Rs.	Rs.	Rs.	Rs.	Rs.
12,843	808	22,886	...	5,742	4,14,410	13,454	...	12,82,103
394	26	674	...	170	25,033	396	...	78,872
12,743	924	23,560	...	5,912	4,32,443	13,850	...	12,80,960
6,02,428	71,312	86,927	2,52,978	1,56,363	8,18,182	22,886	2,59,516	5,742	7,94,537	13,454	5,112	2,16,00,670
16,781	1,370	1,833	5,900	2,684	10,217	674	3,070	170	47,781	396	83	10,65,060
6,12,264	72,583	88,700	2,52,938	1,56,067	8,28,399	22,886	2,63,166	5,912	8,42,288	13,850	5,145	2,26,65,750
4,756	675	341	1,214	4,016	4,655	...	963	877	2,15,128
2,62,072	44,330	62,718	1,09,481	1,69,503	8,21,363	...	1,04,668	1,48,367	61,75,636
2,73,328	45,005	70,059	1,10,695	1,73,519	2,26,018	...	1,05,081	1,49,324	64,90,774
4,756	675	341	1,214	4,016	4,655	...	963	877	97,62,318
2,62,072	44,330	62,718	1,09,481	1,69,503	8,21,363	...	1,49,668	1,48,367	12,94,90,200
2,73,328	45,005	70,059	1,10,695	1,73,519	2,26,018	...	1,05,081	1,49,324	14,91,90,527

General Abstract of Financial Results of Irrigation

	UNPRODUCTIVE.						
	Mahiwah.	Dnd Canal.	Nasrat Canal.	Suttah Canal.	Baghar.	Beharwah.	Total, Unproductive.
Capital Outlay.	Rs.	Rs.	Rs.	Rs.	Rs.	Rs.	Rs.
During year—							
Direct ...	8,816	20,015	2,803	-636	30,098
Indirect ...	253	808	122	-18	1,223
Total ...	9,069	20,823	2,925	-654	32,220
To end of year—							
Direct ...	13,89,708	25,85,578	18,06,847	1,74,026	2,80,670	28,995	62,15,426
Indirect ...	59,044	94,002	59,206	6,051	5,034	537	2,23,474
Total ...	14,48,752	26,80,180	18,65,053	1,80,079	2,85,904	29,532	64,38,900
Gross Revenue.							
During year—							
Direct ...	4,267	1,056	125	- 8	4,639	10,079
Indirect ...	55,576	2,55,531	1,71,581	21,294	74,391	5,78,373
Total ...	59,843	2,56,587	1,71,706	21,286	79,030	5,88,452
To end of year—							
Direct ...	47,204	41,128	15,168	1,648	4,639	1,00,783
Indirect ...	11,81,836	32,04,560	31,15,653	2,50,527	74,391	78,92,460
Total ...	12,28,539	32,05,708	31,30,821	2,52,175	79,030	80,02,243

Works in Sind for, and to end of, 1922-1923.—continued.

15—OTHER REVENUE EXPENDITURE FINANCED
FROM ORDINARY REVENUES.

WORKS FOR WHICH ONLY REVENUE ACCOUNTS ARE KEPT.

Begari Canal.	Ghar Canal.	Shikarpur Canals District.	Western Narn District.	Karachi Canals District.	Karachi Build-ings.	East-ern Narn.	Jam-raz Canal.	Nasrat Canals District.	Hyder-abad Canals District.	Fuleli Canals District.	Lloyd Bar-rage.	Total.	Expend-iture-Receipts	
Rs.	Rs.	Rs.	Rs.	Rs.	Rs.	Rs.	Rs.	Rs.	Rs.	Rs.	Rs.	Rs.	Rs.	Rs.
													BEGARI CANALS DISTRICT.	
													Constructing Damadams sluices along Gouspur loop (miles 2/0, 4/0, 4/5, and 11/4)—Works	
													4,830	...
													124	...
													1,06,110	...
													5,883	...
													19,478	...
													2,311	...
													3,966	...
													...	4,151
													...	4,103
													...	400
													Total	1,38,122 46,534
													SHIKARPUR CANALS DISTRICT.	
													Maintenance of steamers and gauges and gauging the river Indus—Repairs	
													516	...
													237	...
													30,855	...
													568	...
													64	...
													180	...
													5,715	...
													3,47,162	...
													1,514	...
													16	...
													90	...
													47,719	...
													306	...
													267	...
													88	...
													10,087	...
													62,702	...
													6,923	...
													10,646	...
													...	3,131
													...	1,36,654
													...	1,759
													Total	4,24,518 1,41,534
													GHAR CANALS DISTRICT.	
													Improving Bajna-Agani bund—Works	
													2,313	...
													5,000	...
													14,988	...
													15,007	...
													4,021	...
													4,185	...
													8,631	...
													770	...
													22,107	...
													...	448
													...	2,23,538
													...	36
													Total	76,932 2,23,017
													KARACHI CANALS DISTRICT.	
													Raising Aghimani Baphi—Works	
													26,301	...
													34,684	...
													648	...
													942	...
													34,440	...
													20,327	...
													2,47,466	...
													28,565	...
													1,994	...
													4,267	...
													28,920	...
													11,068	...
													2,469	...
													...	1,346
													...	38,940
													...	551
													Total	6,64,018 40,737
													12,93,566	4,53,828

General Abstract of Financial Results of Irrigation

	PRODUCTIVE.											
	Desert.	Unharwāh	Begāri Canal.	Eastern Nāra .	Jāmro Canal.	Sukkur Canal.	Ghār Canal.	Alibahar Kacheri Canal.	Marak Great Canal.	Sar-traywāh.	Fulell Canal.	Hasan-ali Canal.
	Rs.	Rs.	Rs.	Rs.	Rs.	Rs.	Rs.	Rs.	Rs.	Rs.	Rs.	Rs.
<i>Working Expenses.</i>												
<i>During year—</i>												
Direct ...	2,02,657	82,338	3,91,206	8,40,781	5,48,375	1,27,455	3,31,385	4,519	74,515	24,973	3,04,363	41,478
Indirect ...	7,709	2,981	15,469	18,970	85,689	5,075	12,861	457	4,678	1,570	19,968	2,552
Total ...	2,10,366	85,299	4,06,674	8,59,751	5,84,064	1,32,530	3,44,199	4,976	79,193	26,543	3,24,331	44,030
<i>To end of year—</i>												
Direct ...	45,31,043	16,43,214	70,17,016	95,66,875	78,10,541	32,45,205	94,15,018	87,344	11,62,651	6,88,350	99,90,407	4,17,820
Indirect ...	1,12,228	93,969	1,84,119	3,48,736	4,52,894	92,116	2,35,639	4,251	40,979	25,134	3,27,533	15,138
Total ...	46,43,271	16,76,183	72,01,135	99,15,611	82,63,435	33,37,321	96,50,657	91,495	12,03,630	7,13,484	1,08,17,940	4,33,058
<i>Net Revenue.</i>												
<i>During year</i> ...	3,62,083	1,60,189	4,08,134	1,83,224	3,32,654	96,427	5,77,074	7,438	66,624	16,307	4,16,905	—2,004
<i>To end of year</i> ...	65,61,717	34,45,409	1,23,86,883	1,46,94,190	78,83,374	31,47,689	2,46,18,137	2,83,729	26,25,611	6,52,783	1,86,94,683	3,10,719

Works in Sind for, and to end of, 1922-23—continued.

PRODUCTIVE.

Pinyari.	Kalri.	Indus Canals Right Bank.	Indus Canals Left Bank.	Canals in Bohri.	Sind Canal.	Garkino- wah.	Garang Bajib and Chitti.	Chitti Canal.	Lloyd Barrage.	Arora Canal.	Naulakhi.	Total, Productive.
Rs.	Rs.	Rs.	Rs.	Rs.	Rs.	Rs.	Rs.	Rs.	Rs.	Rs.	Rs.	Rs.
1,59,018	48,155	29,962	56,571	1,06,932	1,00,601	26,936	53,945	30,56,565
4,220	1,343	768	1,477	2,859	2,408	613	2,840	1,44,010
1,63,238	49,499	30,730	58,048	1,09,791	1,03,009	27,549	56,785	32,00,575
1,59,018	48,155	29,962	56,571	1,06,932	1,00,601	26,936	53,945	5,61,56,565
4,220	1,343	768	1,477	2,859	2,408	613	2,840	18,89,259
1,63,238	49,499	30,730	58,048	1,09,791	1,03,009	27,549	56,785	5,80,45,865
1,10,590	-4,494	39,334	52,647	63,728	2,23,009	77,482	92,448	32,90,199
1,10,590	-4,494	39,334	52,647	63,728	2,23,009	77,482	92,448	9,11,53,663

General Abstract of Financial Results of Irrigation

	UNPRODUCTIVE.						
	Mahlowah.	Dad Canal.	Nasrat Canal.	Sutlah Canal.	Baghar.	Beharwah	Total, Unproductive.
	Rs.	Rs.	Rs.	Rs.	Rs.	Rs.	Rs.
<i>Working Expenses.</i>							
<i>During year—</i>							
Direct ...	72,124	1,20,815	1,15,887	10,831	48,622	3,77,059
Indirect ...	2,017	5,122	4,648	228	1,302	12,317
Total ...	74,141	1,25,937	1,20,535	11,059	49,924	3,89,376
<i>To end of year—</i>							
Direct ...	19,48,594	21,26,017	21,85,961	1,91,969	48,622	59,01,163
Indirect ...	25,168	72,248	73,144	2,578	1,302	1,74,435
Total ...	19,73,762	21,98,265	22,59,105	1,94,547	49,924	60,75,598
<i>* Net Revenue.</i>							
During year ...	-14,398	1,21,650	51,391	10,327	29,108	1,98,078
To end of year ...	-1,45,328	11,67,448	8,71,711	63,628	29,108	19,26,670

Expenditure on and Receipts from Agricultural Works for which neither Capital nor Revenue Accounts are kept.

Note.—A sum of Rs.—673 on account of Superintending Engineer, Indus Right Bank Division charges at 2½ per cent. debited to Imperial Civil and Imperial Military Works in Persian Gulf District and credited to this head not shown under any district above.

(a) Suspense.

(b) Includes Rs. 5 on account of Suspense Account and Rs. 18 on account of work done by the Electrical Engineer for "Providing Electric Installations in the Executive Engineer's Office, Shikarpur Canals District."

General Abstract of Financial Results of Irrigatic

	PRODUCTIVE.											
	Desert.	Unhar- wah.	Begarl.	Eastern Nara	Jamrao Canal.	Sukkur Canal.	Ghar Canal.	Alibahar Kacheri Canal.	Marak Groat Canal.	Sar- frazwah.	Fuleli Canal.	Hasanal Canal.
	Rs.	Rs.	Rs.	Rs.	Rs.	Rs.	Rs.	Rs.	Rs.	Rs.	Rs.	Rs.
<i>Simple Interest.</i>												
During year	68,641	25,616	70,714	2,67,823	3,11,649	47,158	22,064	5,168	18,723	3,942	91,396	9,641
To end of year	31,18,816	8,34,712	34,23,961	1,14,03,782	73,43,621	26,92,403	9,75,834	53,437	4,17,710	2,25,923	31,22,153	1,91,499
<i>Net profit after paying Interest.</i>												
During year	2,73,392	1,43,533	3,23,420	84,099	23,205	49,269	5,55,910	2,370	47,902	12,365	3,25,509	-13,245 -19,846
To end of year	34,42,901	26,10,697	89,63,027	32,90,408	5,40,753	4,65,286	2,38,37,293	2,20,292	23,07,901	4,26,601	1,05,72,629	1,19,231

Works in Sind for, and to end of, 1922-23—continued.

PRODUCTIVE.												
Pinyari.	Kalri.	Indus Canals Right Bank.	Indus Canals Left Bank.	Canals in Rohri.	Sind Canal.	Garkino- wah.	Garang. Rajib and Chitti.	Chitti Canal.	Lloyd Barrage.	Arora Canal.	Naulakhi.	Total, Productive.
Rs.	Rs.	Rs.	Rs.	Rs.	Rs.	Rs.	Rs.	Rs.	Rs.	Rs.	Rs.	Rs.
21,067	2,468	3,855	9,364	6,593	20,383	627	8,819	157	32,190	369	170	10,87,008
21,067	2,468	3,855	9,364	6,593	20,383	627	8,819	157	44,445	369	3,478	2,36,34,384
9,633	-6,982	35,479	43,283	57,135	1,93,626	-627	69,663	-157	-22,190	-369	92,278	22,03,193
89,633	-6,982	35,479	43,283	57,135	1,93,626	-627	69,663	-157	-44,445	-369	68,970	2,72,19,378

General Abstract of Financial Results of Irrigation

	UNPRODUCTIVE.						
	Mahiwah.	Dad Canal.	Nasrat Canal.	Suttah Canal.	Baghar.	Beharwah.	Total, Unproductive.
	Rs.	Rs.	Rs.	Rs.	Rs.	Rs.	Rs.
<i>Simple Interest.</i>							
During year ...	43,156	85,620	59,904	5,787	7,810	1,673	2,06,860
To end of year ...	9,70,077	19,21,033	13,82,228	1,09,258	7,810	5,098	42,95,504
<i>Net profit after paying interest.</i>							
During year ...	-60,464	36,030	-8,513	4,440	21,296	-1,673	-8,774
To end of year ...	-17,15,300	-8,13,585	-4,10,517	-45,630	21,296	-5,098	-23,68,334

Works in Sind for, and to end of, 1922-23—concluded.

15—OTHER REVENUE EXPENDITURE FINANCED FROM ORDINARY REVENUES.													Expenditure on and Receipts from Agricultural Works for which neither Capital nor Revenue Accounts are kept.		
WORKS FOR WHICH ONLY REVENUE ACCOUNTS ARE KEPT.													Expen- diture.	Re- ceipts.	
Begari Canal.	Ghar Canal.	Shikarpur Canals District.	Western Nara District.	Kara- chi Ca- nals Dis- trict.	Kara- chi Build- ings	Eas- tern Nara	Jam- rao.	Nasrat Canals District.	Hyder- abad Canals Dis- trict.	Fuleli Canals Dis- trict.	Lloyd Bar- rage.	Total.	Rs.	Rs.	
Rs.	Rs.	Rs.	Rs.	Rs.	Rs.	Rs.	Rs.	Rs.	Rs.	Rs.	Rs.	Rs.			
													Brought over	18,02,440	9,68,044
													EASTERN NARA.		
													Share of collection charges	344	..
													Irrigation share of consolidated revenue	..	3,444
													Total	344	3,444
													Grand Total	18,02,784	9,71,488
													Expenditure on and Receipts from 15-Other Revenue expenditure financed from Ordinary Revenues. (5) Miscellaneous Expenditure.		
													Expen- diture.	Re- ceipts.	
													Rs.	Rs.	
													BEGARI CANALS DISTRICT.		
													Making survey and preliminary project for improving water supply at the tail of Begari Canal		
													—Other charges	782	..
													Constructing the area up to the pro- posed Kirthar branch, Sultanwah project—Other charges	8	..
													Making survey and revising Sultan- wah project and bringing it up to date—Other charges	264	..
													Establishment	195	..
													Tools and plant	22	..
													Total	1,269	..
													WESTERN NARA DISTRICT.		
													Survey of Sadabahar project—Other charges	1,326	..
													Establishment	241	..
													Tools and plant	28	..
													Total	1,595	..
													KARACHI BUILDINGS DISTRICT.		
													Making survey on the Indus, Season 1922-23—Other charges	8,935	..
													Establishment	1,622	..
													Tools and plant	184	..
													Total	10,741	..
													JAMRAO CANALS DISTRICT.		
													Making surveys of the Eastern Nara from head to Jamrao Canal weir		
													—Other charges	498	..
													Establishment	173	..
													Tools and plant	8	..
													Total	679	..
													Grand Total	14,288	..

F. DE GA,
Assistant Accounts Officer.

STATEMENT
Statement of Area irrigated by Irrigation Works

Name of Canal.	AREA IRRIGATED IN ACRES.			NET AREA IRRIGATED AFTER DEDUCTING AREA IN WHICH REMISSIONS WERE GRANTED.			NUMBER OF DAYS THE CANAL WAS IN FLOW.	
	Kharif.	Rabi.	Total.	Kharif.	Rabi.	Total.	Kharif.	Rabi.
1	2	3	4	5	6	7	8	9
55—CONSTRUCTION OF IRRIGATION, NAVIGATION, EMBANKMENT AND DRAINAGE WORKS.	Acres.	Acres.	Acres.	Acres.	Acres.	Acres.	Days.	Days.
A—IRRIGATION WORKS.							<i>Indus Right</i>	
(1) Productive.								
Begari Canals District. { Desert Canal	121,858	134,439	256,297	120,382	132,468	252,850	164	
{ Unharwah	55,702	49,978	105,680	55,400	49,778	105,178	153	
{ Begari Canal	195,193	148,251	343,444	193,223	144,182	337,405	183	
Ghar Canals District. { Ghar Canal	228,683	152,895	381,578	227,245	151,088	378,328	169	
{ Sukkur Canal	67,421	55,857	123,278	67,150	55,290	122,440	114	189
{ Canals in Rohri	43,886	20,089	63,975	43,105	19,991	63,096	117	
Shikarpur Canals District. { Sind Canal	62,883	34,592	97,475	62,693	34,295	96,888	112	
{ Rajib Canal	6,089	5,289	11,328	6,025	5,277	11,302	118	
{ Chiti Canal	5,004	6,549	11,553	4,982	6,549	11,531	122	
{ Garang Canal	2,952	3,939	6,891	2,952	3,939	6,891	120	
Karachi Canals District. { Kalri Canal	26,164	5,455	31,619	24,982	5,324	30,306	135	
{ Indus Canals Right Bank	23,097	5,394	28,491	27,823	5,188	33,011		
{ Pinyari	84,314	20,046	104,360	82,690	14,042	96,732	226	
{ Indus Canals Left Bank	36,168	4,549	40,717	35,532	3,424	38,956		
(2) Unproductive.								
Shikarpur Canals District. { Mahiwah	49,539	19,493	69,032	47,296	18,677	65,973	122	
Karachi Canals District. { Sattah	12,850	266	13,116	12,844	...	12,844	171	
{ Baghar	27,211	9,458	36,669	26,975	8,841	35,816	242	
15—OTHER REVENUE EXPENDITURE FINANCED FROM ORDINARY REVENUES.								
A—IRRIGATION WORKS.								
(1) Works for which only Revenue Accounts are kept.								
Western Nara District. { Western Nara, including New Feeder and Pritchard Canal	200,362	140,585	340,947	191,375	113,678	305,053	150	
{ Marwah	3,662	2,195	5,857	3,600	2,175	5,775	130	
{ Dadu Canals	8,150	3,602	11,752	8,122	3,602	11,724	124	
{ Phitta Canals	2,896	1,769	4,665	2,806	1,749	4,555	123	
{ Chario Wah (Aral) including Manchar	2,332	20,669	23,001	1,237	19,180	20,417		
{ Canals north of Kotri	5,783	3,784	9,567	5,516	3,600	9,116		
{ Wahurwah	1,384	1,114	2,498	1,331	962	2,293	113	
55—CONSTRUCTION OF IRRIGATION, NAVIGATION, EMBANKMENT AND DRAINAGE WORKS.							<i>Indus Left</i>	
A—IRRIGATION WORKS.								
(2) Productive.								
Jamrao Canals District. { Jamrao Canal	171,287	71,287	242,574	169,968	69,220	239,188	178	171
{ Mithrao Canal	88,259	9,510	97,769	85,747	9,286	95,033	168	167
Eastern Nara District. { Thar Canal	35,536	11,394	46,930	33,740	10,600	44,340	156	
{ Hiral Canal	12,176	2,564	14,740	11,326	2,503	13,829	156	
{ Khipro Canal	3,585	248	3,833	3,585	248	3,833	154	
Hyderabad Canals District. { Alibahar Kacheri	11,552	1,522	13,074	11,545	1,522	13,067	133	
{ Great Marak	68,374	8,119	76,493	68,357	7,972	76,329	135	
{ Sarfraz	24,070	2,844	26,914	24,057	2,844	26,901	123	
Fuleli Canals District. { Fuleli Canal	318,899	91,750	410,649	306,516	91,084	397,600	183	182
{ Hasanali Canal	16,257	1,252	17,509	16,107	1,147	17,254	136	
Nasrat Canals District. { Naulakhi	42,016	8,831	50,847	41,489	8,814	50,303	122	
(2) Unproductive.								
Nasrat Canals District. { Dad Canal	102,504	24,024	126,528	102,387	23,900	126,287	108	
{ Nasrat Canal	74,786	5,412	80,198	73,378	5,093	78,471	122	
15—OTHER REVENUE EXPENDITURE FINANCED FROM ORDINARY REVENUES.								
A—IRRIGATION WORKS.								
(1) Works for which only Revenue Accounts are kept.								
Nasrat Canals District. { Mehrabwah	7,019	341	7,360	6,857	334	7,191	118	
{ Dambro	11,713	2,010	13,723	11,666	2,007	13,673	122	

I-E

in Sind during the year 1922-1923.

AVERAGE DISCHARGE IN CUBIC FEET PER SECOND.				AREA IRRIGATED PER CUBIC FOOT PER SECOND.				DEPTH OF WATER USED ON AREA IRRIGATED.		Remarks.
At Head.		Utilized.		At Head.		Utilized.				
Kharif.	Rabi.	Kharif.	Rabi.	Kharif.	Rabi.	Kharif.	Rabi.	Kharif.	Rabi.	
10	11	12	13	14	15	16	17	18	19	
C. ft.	C. ft.	C. ft.	C. ft.	Acres.	Acres.	Acres.	Acres.	Feet.	Feet.	
Bank Division.										
2,007		2,007		128		128		2.56		
1,961		1,961		64		64		5.66		
4,095		4,095		84		84		4.36		
6,443		6,443		59		59		5.73		
2,250 198		2,250 198		30 282		30 282		7.6 1.34		
1,508		1,508		42		42		5.57		
2,749		2,749		35		35		6.40		
243		243		47		47		5.02		
220		220		53		53		4.60		
139		139		50		50		4.80		
740		740		43		43		6.28		
3,500		3,500		Discharges	incomplete.					
				30		30		15.07		
				Discharges	incomplete.					
1,544		1,544		45		45		5.42		
1,121		1,121		12		12		28.50		
6,578		Not known.		6		...		80.67		
5,546		5,546		61		61		4.92		
161		161		36		36		7.22		
337		337		35		35		7.09		
159		159		29		29		8.41		
				Discharges	incomplete.					
				Do.	do.					
74		74		33		33		6.85		
Bank Division.										
2,409 1,314		2,409 1,314		71 54		71 54		5.0 6.3		
1,654 428		1,654 428		53 22		53 22		6.3 15.2		
828		828		57		57		5.5		
146		146		101		101		3.1		
94		94		41		41		7.5		
307		307		43		43		6.2		
1,547		1,547		49		49		5.5		
407		407		66		66		3.7		
8,098 1,655		7,999 1,514		39 55		40 61		9.4 6.6		
637		637		27		27		10.1		
1,549		1,549		38		33		7.4		
8,198		8,198		40		40		5.4		
1,397		1,397		57		57		4.3		
71		71		104		104		2.3		
377		377		36		36		6.8		

STATEMENT II-E.

Statement showing Incidence of Working Expenses on Assessed Revenue on Canals in Sind, during the year 1922-1923.

Name of Canal.	Average discharge of the year at Canal Head in cubic feet per second.	WATER-RATE ASSESSED DURING 1922-1923.					Gross Assessed Revenue from all sources.	Working Expenses, Direct and Indirect.	Area irrigated during the year.	WORKING EXPENSES.			90 PER CENT. OF NET CONSOLIDATED ASSESSMENT.		TOTAL WATER RATE, DIRECT AND INDIRECT.	
		Occupiers.	Owners.	Total, Direct.	Indirect.	Total, Direct and Indirect.				Per cent. on Gross Revenue.	Per acre irrigated.	Per cubic foot per second of discharge at Canal Head.	Per acre irrigated.	Per cubic foot per second of discharge at Canal Head.	Per acre irrigated.	Per cubic foot per second of discharge at Canal Head.
1	2	3	4	5	6	7	8	9	10	11	12	13	14	15	16	17
55.—CONSTRUCTION OF IRRIGATION, NAVIGATION, EMBANKMENT & DRAINAGE WORKS.	C. ft.	Rs.	Rs.	Rs.	Rs.	R.	Rs.	Rs.	Acres.		Rs.	Rs.	Rs.	Rs.	Rs.	Rs.
A.—IRRIGATION WORKS.																
(1) Productive.																
Begari Canals District { Desert Canal ...	2,007	1,09,338	...	1,08,238	4,58,159	5,64,397	5,70,603	3,10,386	235,530	38.87	0.89	104.82	2.86	326.14	2.40	281.21
Begari Canals District { Unharwah ...	1,991	188	...	188	2,62,444	2,62,632	2,64,305	85,299	99,054	33.53	0.88	43.50	2.55	127.14	2.55	128.83
Begari Canals District { Begari Canal ...	4,985	35,253	...	35,253	8,04,554	8,39,507	8,46,147	4,15,433	285,400	49.09	1.46	101.20	3.26	198.99	3.94	204.99
Eastern Nara District { Nara Supply Channel	12,861
Eastern Nara District { Eastern Nara	47,603
Eastern Nara District { Mithrao Canal ...	735	2,419	...	2,419	5,27,525	5,29,944	5,40,980	3,60,045	97,171	66.55	1.63	217.80	2.45	307.12	2.39	311.91
Eastern Nara District { Thar Canal ...	828	45,321
Eastern Nara District { Kipro Canal	3,798
Eastern Nara District { Hiral Canal ...	145	14,310
Jamrao Canal District { Jamrao Canal ...	1,873	1,538	...	1,538	8,60,081	8,61,609	8,83,167	5,84,084	233,192	66.13	2.45	311.83	3.33	417.59	3.63	400.05
Ghar Canals District { Sukkur Canal ...	2,448	1,403	...	1,403	3,08,933	3,10,336	3,13,767	1,45,892	87,917	48.50	1.68	59.60	3.55	125.83	3.53	136.77
Ghar Canals District { Ghar Canal ...	6,442	5,021	...	5,021	10,42,621	10,47,542	10,59,387	3,63,040	263,296	34.27	1.38	56.36	4.07	160.65	3.98	162.61
Hyderabad Canals { Alibahar Kachari ...	807	863	...	863	37,751	28,114	28,681	14,243	12,785	49.68	1.11	46.39	2.30	87.66	2.30	91.68
Hyderabad Canals { Groat Mairak ...	1,547	2,434	...	2,434	1,92,308	1,94,636	1,97,753	1,02,598	75,244	51.93	1.36	66.32	2.73	121.95	2.61	125.76
Hyderabad Canals { Sarfraz ...	407	1,083	...	1,083	53,762	54,835	55,185	34,364	26,723	61.16	1.29	84.43	2.21	128.67	2.05	134.73
Fuleli Canals District { Fuleli Canal ...	5,036	34,421	...	34,421	9,15,938	9,50,359	9,72,427	4,40,716	408,577	45.32	1.09	87.51	2.67	177.68	2.35	189.71
Fuleli Canals District { Hasanali Canal ...	637	258	...	258	46,192	46,450	46,925	47,493	17,403	101.19	2.73	74.55	2.70	71.84	2.67	72.82
Nasrat Canals District { Naulakhi ...	1,549	523	...	523	1,49,016	1,49,538	1,49,980	56,786	49,159	37.86	1.18	36.68	3.09	95.74	3.04	96.54
Karachi District { Kalri ...	740	220	...	220	41,133	41,353	41,818	49,499	31,498	113.37	1.57	66.89	1.48	54.73	1.31	55.28
Karachi District { Pinyari ...	3,500	1,294	...	1,296	2,88,231	2,89,527	2,74,033	1,63,238	102,178	59.56	1.60	46.64	3.65	75.20	3.64	77.01
Karachi District { Indus Canals Right Bank, charges incomplete. Dis- ...	293	293	69,698	69,890	69,972	30,728	33,491	43.91	0.92	...	2.18	...	2.09	...
Karachi District { Indus Canals Left Bank, charges incomplete. Dis- ...	37	37	1,08,250	1,08,287	1,08,849	58,048	39,498	53.33	1.47	...	2.69	...	2.74	...
Shikarpur District { Sind Canal ...	2,749	3,635	...	3,635	3,22,781	3,26,416	3,28,242	1,03,009	83,317	31.38	1.24	37.47	3.88	114.29	3.92	116.74
Shikarpur District { Rajib ...	243	9,178	4.50	163.61
Shikarpur District { Chiti ...	220	752	...	752	1,04,113	1,04,685	1,05,214	27,510	8,554	28.10	1.15	45.76	4.48	172.45	4.39	174.19
Shikarpur District { Garang ...	139	6,162	4.02	175.57
Shikarpur District { Canals in Rohri ...	1,508	1,849	...	1,849	1,69,826	1,71,975	1,74,139	1,09,791	61,313	63.05	1.79	72.80	3.09	109.54	2.83	113.84
Total, Productive Works	...	2,01,272	...	2,01,272	67,30,990	69,22,262	70,22,624	34,02,192	2,390,523	48.45	1.42	...	3.26	...	2.94	...
(2) Unproductive.																
Shikarpur Canals District { Mahiwha ...	1,544	1,827	...	1,827	1,64,596	1,66,423	1,70,099	95,421	61,855	56.09	1.47	61.80	2.47	103.90	2.56	107.78
Nasrat Canals District { Dad Canal ...	3,198	2,168	...	2,168	3,40,690	3,42,856	3,44,346	1,80,146	117,659	52.32	1.52	56.33	2.95	103.67	2.91	107.31
Nasrat Canals District { Nasrat Canal ...	1,397	180	...	180	2,38,310	2,38,490	2,39,438	1,40,133	79,784	58.62	1.75	100.90	2.82	160.21	2.69	170.72
Karachi Canals District { Sattah ...	1,121	16	...	16	37,392	37,398	37,429	20,277	12,961	54.17	1.57	18.09	2.82	33.48	2.89	33.36
Karachi Canals District { Baghar ...	6,578	779	...	779	74,168	74,947	78,433	49,924	29,274	63.65	1.71	75.90	2.68	11.04	2.66	11.39
Total, Unproductive Works	...	4,968	...	4,968	8,55,146	8,60,114	8,69,745	4,85,891	804,833	55.87	1.59	...	2.56	...	2.82	...
Grand Total, Productive and Unproductive Works	...	2,06,240	...	2,06,240	75,76,136	77,82,376	78,92,369	38,88,083	2,695,356	49.26	1.44	...	3.20	...	2.88	...

STATEMENT III-E.

STATEMENT III-E.

Statement of Quantity and Value of Crops irrigated in Sind during the year 1922-1923.

BEGÁRI CANALS DISTRICT.									
Description of Crops.	Desert Canal.			Unhárwah.			Begári Canal.		
	Area irrigated.	Estimated value.	Value per acre.	Area irrigated.	Estimated value.	Value per acre.	Area irrigated.	Estimated value.	Value per acre.
1	2	3	4	5	6	7	8	9	10
	Acres.	Rs.	Rs.	Acres.	Rs.	Rs.	Acres.	Rs.	Rs.
Kharif ... { Rice ...	40,641	20,86,619	51	40,38	2,27,498	56	76,102	34,39,565	45
Jowári ...	43,543	10,85,358	25	10,613	2,57,567	24	78,987	16,12,074	20
Bájri ...	34,366	7,92,053	23	37,476	8,24,472	22	26,916	5,39,986	20
Cotton ...	13	1,671	129	9	2,176	242	10	957	96
Other crops including Babul plantation ...	3,295	1,20,733	37	3,566	1,05,328	30	13,178	6,27,379	48
Total ...	121,858	40,86,434	34	55,702	14,17,041	25	195,193	62,19,961	32
Rabi ... { Wheat ...	42,778	17,58,759	41	20,864	7,83,640	38	32,348	9,25,835	29
Barley ...	12	479	40	4	109	27	6	155	26
Oil-seeds ...	36,862	7,18,360	19	7,602	1,96,152	26	26,966	7,03,789	26
Other crops including Babul plantation ...	54,787	12,82,114	23	21,503	3,18,956	15	88,931	20,71,703	23
Total ...	134,439	37,59,712	28	49,978	12,98,857	26	148,251	37,01,482	26
Total under both Heads ...	256,297	78,46,146	30	105,680	27,15,898	26	343,444	99,21,443	29

BEGÁRI CANALS DISTRICT—concluded.									
Description of Crops.	Canals from Káshmor Búnd.			Total.			SHIKÁRPUR CANALS DISTRICT.		
	Area irrigated.	Estimated value.	Value per acre.	Area irrigated.	Estimated value.	Value per acre.	Area irrigated.	Estimated value.	Value per acre.
1	11	12	13	14	15	16	17	18	19
	Acres.	Rs.	Rs.	Acres.	Rs.	Rs.	Acres.	Rs.	Rs.
Kharif ... { Rice ...	42	2,604	62	120,823	57,56,286	48	5,247	119,100	23
Jowári ...	600	11,687	19	183,743	29,66,686	22	28,936	6,26,012	21
Bájri ...	1,321	14,873	11	100,079	21,71,384	22	11,886	2,55,558	21
Cotton ...	8	1,142	143	40	5,946	149	102	2,147	21
Other crops including Babul plantation ...	275	4,734	17	20,314	8,58,174	42	3,368	1,41,843	42
Total ...	2,246	35,040	16	374,999	1,17,58,476	31	49,539	11,44,660	23
Rabi ... { Wheat ...	1,947	60,385	31	97,937	35,28,619	36	14,596	3,29,518	22
Barley	22	743	34	23	597	25
Oil-seeds ...	244	2,587	11	71,674	16,20,888	23	892	25,147	28
Other crops including Babul plantation ...	506	6,950	14	165,782	36,79,723	22	3,982	1,82,825	46
Total ...	2,697	69,922	26	335,365	88,29,973	27	19,493	5,38,087	27
Total under both Heads ...	4,943	1,04,962	21	710,364	2,05,88,449	29	69,032	16,82,747	27

STATEMENT III-E—continued.

SHIKÁRPUK CANALS DISTRICT—continued.									
Description of Crops.	Canals in Rohri.			Sind Canal.			Rajib Canal.		
	Area irrigated.	Estimated value.	Value per acre.	Area irrigated.	Estimated value.	Value per acre.	Area irrigated.	Estimated value.	Value per acre.
1	20	21	22	23	24	25	26	27	28
	Acres.	Rs.	Rs.	Acres.	Rs.	Rs.	Acres.	Rs.	Rs.
Kharif... { Rice ...	3,016	93,475	30	27,604	6,67,533	24	3,749	1,31,215	35
Jowári ...	35,616	7,56,544	21	26,901	4,54,329	14	1,908	47,700	25
Bájrí ...	2,552	63,434	24	2,502	43,111	17	3	75	25
Cotton ...	278	4,667	17	24	1,048	43	1	48	48
Other crops including Babul plantation ...	2,424	69,813	30	5,852	2,66,306	45	378	15,120	40
Total ...	43,886	9,87,933	22	62,883	14,32,327	23	6,039	1,34,158	32
Rabi ... { Wheat ...	16,908	5,52,880	32	10,889	2,69,069	24	1,686	83,300	50
Barley ...	36	840	23	5	120	24	1	35	35
Oil-seeds ...	1,023	28,063	27	2,788	61,187	22	226	4,520	20
Other crops including Babul plantation ...	2,122	85,460	40	20,910	5,28,783	25	3,376	1,35,040	40
Total ...	20,089	6,67,243	33	34,592	8,59,159	24	5,289	2,22,895	42
Total under both Heads ...	63,975	16,55,176	30	97,475	22,91,486	23	11,328	4,17,053	36

SHIKÁRPUK CANALS DISTRICT—continued.									
Description of Crops.	Chitti Canal.			Garang Canal.			Bunds in Rohri including Kassimpur Bunds.		
	Area irrigated.	Estimated value.	Value per acre.	Area irrigated.	Estimated value.	Value per acre.	Area irrigated.	Estimated value.	Value per acre.
1	29	30	31	32	33	34	35	36	37
	Acres.	Rs.	Rs.	Acres.	Rs.	Rs.	Acres.	Rs.	Rs.
Kharif... { Rice ...	2,700	94,500	35	444	15,540	35	3	120	40
Jowári ...	1,800	45,000	25	2,136	53,400	25	671	13,420	20
Bájrí ...	6	150	25	27	675	25
Cotton	1	48	48
Other crops including Babul plantation ...	498	19,888	40	344	13,696	40	55	1,650	30
Total ...	5,004	1,59,538	32	2,952	83,359	28	729	15,190	21
Rabi ... { Wheat ...	1,597	79,850	50	1,871	93,550	50	1,193	47,720	40
Barley	2	53	27
Oil-seeds ...	364	7,280	20	153	3,060	20	32	853	27
Other crops including Babul plantation ...	4,583	1,83,520	40	1,915	76,600	40	28	840	30
Total ...	6,549	2,70,650	41	3,939	1,73,210	45	1,255	49,466	39
Total under both Heads ...	11,553	4,30,188	37	6,891	2,56,569	37	1,984	64,656	33

STATEMENT III-E—continued.

Description of Crops.	SHIKARPUR CANALS DISTRICT—concluded.						GHAR CANALS DISTRICT		
	Sukkur Begari Bund.			Total. Shikarpur Canals District.			Sukkur Canal.		
	Area irrigated.	Estimated value.	Value per acre.	Area irrigated.	Estimated value.	Value per acre.	Area irrigated.	Estimated value.	Value per acre.
1	38	39	40	41	42	43	44	45	46
	Acres.	Rs.	Rs.	Acres.	Rs.	Rs.	Acres.	Rs.	Rs.
Kharif ... { Rice ...	1,512	52,895	35	44,275	11,74,378	26	46,697	8,52,611	18
Jowári ...	1,857	45,305	24	99,825	20,41,710	20	16,396	2,09,279	13
Bājri ...	33	615	19	17,009	3,63,618	21	424	4,585	11
Cotton ...	14	696	49	420	8,654	20	4	280	70
Other crops including Babul plantation ...	294	11,900	40	13,213	5,40,216	40	3,900	38,069	10
Total ...	3,710	1,11,411	30	174,742	41,28,576	23	67,421	11,04,824	16
Rabi ... { Wheat ...	3,050	1,35,924	44	51,790	15,91,811	30	19,762	4,45,708	23
Barley ...	13	455	35	80	2,100	26	21	226	11
Oil-seeds ...	227	4,540	20	5,705	1,34,650	20	8,407	1,48,359	18
Other crops including Babul plantation ...	3,519	1,37,420	39	40,440	13,30,488	33	27,667	2,95,483	11
Total ...	6,809	2,78,339	40	93,015	30,59,049	31	55,857	8,89,776	16
Total under both Heads ...	10,519	3,89,750	37	272,757	71,87,625	26	123,278	19,94,600	16

Description of Crops.	GHAR CANALS DISTRICT—concluded.								
	Ghar Canal.			Ghar Bunds.			Total. Ghar Canals District.		
	Area irrigated.	Estimated value.	Value per acre.	Area irrigated.	Estimated value.	Value per acre.	Area irrigated.	Estimated value.	Value per acre.
1	47	48	49	50	51	52	53	54	55
	Acres.	Rs.	Rs.	Acres.	Rs.	Rs.	Acres.	Rs.	Rs.
Kharif ... { Rice ...	199,959	72,20,335	36	246,656	80,72,946	33
Jowári ...	21,436	3,34,084	16	188	4,010	21	38,020	5,47,373	14
Bājri ...	659	5,340	8	1,033	9,925	9
Cotton ...	15	244	16	19	524	28
Other crops including Babul plantation ...	6,614	75,285	11	143	5,506	38	10,662	1,18,860	11
Total ...	228,663	76,35,283	33	336	9,516	28	296,440	87,49,623	30
Rabi ... { Wheat ...	27,820	5,44,400	20	227	10,608	47	47,809	10,00,716	21
Barley ...	47	501	11	2	70	35	70	797	11
Oil-seeds ...	34,352	2,84,956	8	18	380	21	42,777	4,33,695	10
Other crops including Babul plantation ...	90,676	3,03,083	3	43	1,688	39	118,386	6,00,254	5
Total ...	152,895	11,32,940	7	290	12,746	44	209,042	20,35,462	10
Total under both Heads ...	381,578	87,68,223	23	626	22,262	36	505,482	107,85,090	21

STATEMENT III-E—continued.

KARACHI CANALS DISTRICT.						
Description of Crops.	Sattah			Baghar.		
	Area irrigated.	Estimated value.	Value per acre.	Area irrigated.	Estimated value.	Value per acre.
	56	57	58	59	60	61
1						
	Acres.	Rs.	Rs.	Acres.	Rs.	Rs.
Kharif... { Rice ...	11,492	4,59,880	40	24,931	997,240	40
{ Jowari ...	4	200	50	120	6,000	50
{ Bajri ...	1,254	1,00,320	80	1,423	1,13,840	80
{ Cotton
{ Other crops including Babul plantation ...	100	9,000	90	737	66,330	90
Total ...	12,850	5,69,200	44	27,211	11,83,410	43
Rabi ... { Wheat ...	10	1,200	120
{ Barley ...	17	850	50	1,037	51,850	50
{ Oil-seeds ...	37	4,440	120	325	39,000	120
{ Other crops including Babul plantation ...	202	18,180	90	8,096	7,28,640	90
Total ...	266	24,670	93	9,458	8,19,490	86
Total under both Heads ...	13,116	5,93,870	45	36,669	20,02,900	54

KARACHI CANALS DISTRICT—continued.						
Description of Crops.	Kalri.			Indus Canals Right Bank.		
	Area irrigated.	Estimated value.	Value per acre.	Area irrigated.	Estimated value.	Value per acre.
	62	63	64	65	66	67
1						
	Acres.	Rs.	Rs.	Acres.	Rs.	Rs.
Kharif... { Rice ...	21,777	8,71,080	40	27,983	11,19,520	40
{ Jowari ...	677	33,850	50	15	750	50
{ Bajri ...	3,302	2,64,160	80	49	3,920	80
{ Cotton
{ Other crops including Babul plantation ...	408	36,720	90	45	4,050	90
Total ...	26,164	12,05,810	46	28,097	11,28,240	40
Rabi ... { Wheat ...	50	6,000	120
{ Barley ...	1,259	62,950	50	303	15,400	50
{ Oil-seeds ...	970	1,16,400	120	811	97,320	120
{ Other crops including Babul plantation ...	3,176	2,85,840	90	4,275	3,84,750	90
Total ...	5,455	4,71,190	86	5,394	4,97,470	92
Total under both Heads ...	31,619	16,77,000	53	33,491	16,25,710	48

STATEMENT III-E—continued.

KARACHI CANALS DISTRICT—continued.						
Description of Crops.	Pinyari.			Indus Canals Left Bank.		
	Area irrigated.	Estimated value.	Value per acre.	Area irrigated.	Estimated value.	Value per acre.
1	68	69	70	71	72	73
	Acres.	Rs.	Rs.	Acres.	Rs.	Rs.
Kharif ...	81,674	32,66,960	40	34,880	13,95,200	40
Rice ...	37	1,850	50	188	9,400	50
Jowári ...	1,149	91,920	80	880	70,400	80
Báji ...	8	112	14
Cotton ...	1,446	1,30,140	90	220	19,800	90
Other crops including Babul plantation ...	84,314	34,90,982	41	36,168	14,94,800	41
Total ...	113	13,560	120	4	430	120
Rábi ...	1,215	60,750	50	238	11,900	50
Wheat ...	16,861	20,23,320	120	3,357	4,02,840	120
Barley ...	1,857	1,67,130	90	950	85,500	90
Oil-seeds ...	20,046	22,64,760	101	4,549	5,00,720	110
Other crops including Babul plantation ...	104,360	57,55,742	55	40,717	19,95,520	49
Total ...						
Total under both Heads ...						

KARACHI CANALS DISTRICT—concluded.						
Description of Crops.	Bunds in Karachi Canals District.			Total, Karachi Canals District.		
	Area irrigated.	Estimated value.	Value per acre.	Area irrigated.	Estimated value.	Value per acre.
1	74	75	76	77	78	79
	Acres.	Rs.	Rs.	Acres.	Rs.	Rs.
Kharif ...	9,073	3,62,920	40	211,815	84,72,600	40
Rice ...	4	200	50	1,045	52,250	50
Jowári ...	113	9,040	80	8,170	6,53,600	80
Báji	8	112	14
Cotton ...	8	720	90	2,964	2,66,760	90
Other crops including Babul plantation ...	9,198	3,72,880	40	224,002	94,45,322	42
Total	177	21,240	120
Rábi ...	201	10,050	50	4,275	2,13,750	50
Wheat ...	140	16,800	120	22,501	27,00,120	120
Barley ...	922	82,980	90	19,478	17,53,020	90
Oil-seeds ...	1,263	1,09,830	87	46,431	46,88,130	110
Other crops including Babul plantation ...	10,461	4,82,710	46	270,433	1,41,33,452	52
Total ...						
Total under both Heads ...						

STATEMENT III-E—continued.

Description of Crops.	WESTERN NARA DISTRICT.			INDUS RIGHT BANK DIVISION.		
	Canals and Bunds.			Total.		
	Area irrigated.	Estimated value.	Value per acre.	Area irrigated.	Estimated value.	Value per acre.
1	80	81	82	83	84	85
Kharif...	Rice ..	Acres. 173,215	Rs. 65,95,263	Rs. 38	Acres. 796,784	Rs. 3,00,71,473
	Jowári ...	43,812	12,67,210	29	316,445	68,75,229
	Bajri ...	3,704	2,32,998	63	130,045	34,31,525
	Cotton ...	215	3,064	14	702	18,300
	Other crops including Babul plantation ...	5,204	1,57,285	30	52,357	19,41,295
Total ...	226,150	82,55,820	37	1,296,333	4,23,37,822	33
Rabi ...	Wheat ...	51,047	16,75,685	33	248,760	78,18,071
	Barley ...	1,569	18,675	12	6,016	2,36,065
	Oil-seeds ...	37,851	5,49,643	15	180,508	54,38,996
	Other crops including Babul plantation ...	83,816	16,67,982	20	427,852	90,31,467
Total ...	174,283	39,11,985	22	863,136	2,25,24,599	26
Total under both Heads ...	400,433	1,21,67,805	30	2,159,469	6,48,62,421	30

Description of Crops.	NORTHERN AND SOUTHERN JÁMRAO CANAL DISTRICTS.			EASTERN NÁRA DISTRICT.					
	Jámrao Canal.			Nára Supply Channel.			Eastern Nára.		
	Area irrigated.	Estimated value.	Value per acre.	Area irrigated.	Estimated value.	Value per acre.	Area irrigated.	Estimated value.	Value per acre.
1	86	87	88	89	90	91	92	93	94
Kharif...	Rice ...	Acres. 29	Rs. 993	Rs. 34	Acres. 1,347	Rs. 53,880	Rs. 40	Acres. 12,075	Rs. 3,15,142
	Jowári ...	5,996	1,07,419	18	845	16,900	20	336	6,170
	Bájri ...	55,939	13,86,972	24	117	1,755	15	20,788	3,79,024
	Cotton ...	102,435	71,68,186	70	15	450	30	5,979	4,60,293
	Other crops ...	6,888	1,04,544	15	134	4,020	30	256	6,650
Total ...	171,287	87,18,214	51	2,458	77,005	31	39,434	11,67,279	30
Rabi ...	Wheat ...	57,108	83,86,161	147	6,586	2,63,440	40	5,559	1,40,708
	Barley ...	1,244	20,994	17	25	667	25	63	1,085
	Oil-seeds ...	2,840	44,874	16	666	17,760	27	2,092	29,031
	Other crops ...	10,045	1,19,068	12	3,464	1,03,920	30	1,355	44,848
Total ...	71,237	85,71,112	120	10,741	3,85,787	36	9,069	2,15,672	24
Total under both Heads ...	242,524	1,72,89,326	71	13,199	4,62,792	35	48,503	13,82,951	29

STATEMENT III-E—continued.

Description of Crops.		EASTERN NARA DISTRICT—continued.								
		Mithráo Canal.			Thar Canal.			Khipro Canal.		
		Area irrigated.	Estimated value.	Value per acre.	Area irrigated.	Estimated value.	Value per acre.	Area irrigated.	Estimated value.	Value per acre.
1		95	96	97	98	99	100	101	102	103
		Acres.	Rs.	Rs.	Acres.	Rs.	Rs.	Acres.	Rs.	Rs.
Kharif	{ Rice ...	30,182	6,33,598	21	25,016	16,05,193	64	404	10,277	25
	{ Jowári ...	599	10,182	17	27	486	18	3	49	16
	{ Bájrí ...	23,380	4,25,118	18	6,488	1,55,712	24	2,517	46,935	19
	{ Cotton ...	33,677	25,46,804	75	3,736	2,18,556	59	659	52,720	80
	{ Other crops...	421	10,070	24	269	14,347	53	2	60	30
	{ Total ...	88,259	36,25,272	41	35,536	19,94,294	56	3,585	1,10,041	31
Rabi	{ Wheat ...	6,971	2,01,016	29	6,905	2,58,937	37	136	3,987	29
	{ Barley ...	10	150	15	2	42	21
	{ Oil-seeds ...	1,297	16,700	13	3,685	55,275	15	91	1,354	15
	{ Other crops...	1,232	32,722	27	802	33,620	42	21	470	22
	{ Total ...	9,510	2,50,588	26	11,394	3,47,874	50	248	5,811	23
Total under both Heads ...		97,769	38,75,860	40	46,930	23,42,168	50	3,833	1,15,852	30

EASTERN NARA DISTRICT—concluded.							
Description of Crops.	Hiral Canal.			Total, Eastern Nara District.			
	Area irrigated.	Estimated value.	Value per acre.	Area irrigated.	Estimated value.	Value per acre.	
1	104	105	106	107	108	109	
	Acres.	Rs.	Rs.	Acres.	Rs.	Rs.	
Kharif	Rice ...	3,996	68,265	17	73,020	26,86,355	37
	Jowári ...	52	680	13	1,862	34,467	19
	Bájrí ...	3,925	70,650	18	57,215	10,79,194	19
	Cotton ...	4,089	2,61,696	64	48,155	35,40,019	74
	Other crops...	114	1,140	10	1,196	36,287	30
Total ...	12,176	4,02,431	33	1,81,448	73,76,322	41	
Rabi	Wheat ...	2,181	63,976	29	28,338	9,32,064	33
	Barley ...	2	28	14	102	1,972	19
	Oil-seeds ...	349	4,101	12	8,180	1,24,221	15
	Other crops...	32	960	30	6,906	2,16,540	31
Total ...	2,564	69,065	27	43,526	12,74,797	29	
Total under both Heads ...	14,740	4,71,496	32	2,24,974	86,51,119	38	

STATEMENT III-E—continued.

NARSAT CANALS DISTRICT.										
Description of Crops.	Dad Canal.*			Narsat Canal.			Navlakhi Canal.			
	Area irrigated.	Estimated value.	Value per acre.	Area irrigated.	Estimated value.	Value per acre.	Area irrigated.	Estimated value.	Value per acre.	
1	110	111	112	113	114	115	116	117	118	
	Acres.	Rs.	Rs.	Acres.	Rs.	Rs.	Acres.	Rs.	Rs.	
Kharif ...	Rice ...	22,240	6,29,324	28	149	1,639	11	5,441	55,554	10
	Jowari ...	29,868	7,06,953	24	28,714	5,49,070	19	28,559	4,46,058	16
	Bajri ...	32,923	9,10,309	28	16,138	3,67,005	23	5,340	86,581	16
	Cotton ...	8,943	4,54,415	51	18,401	10,83,398	59	704	10,754	15
	Other crops ...	8,530	2,61,330	31	11,384	2,40,056	21	1,972	66,904	34
	Total ...	1,02,504	29,62,331	29	74,786	22,41,168	30	42,016	6,65,851	16
Rabi ...	Wheat ...	7,438	1,64,748	22	1,419	34,790	24	6,838	1,48,620	22
	Barley ...	905	10,564	12	9	267	30	44	968	22
	Oil-seeds ...	6,726	1,97,308	29	2,949	79,382	27	1,410	40,987	29
	Other crops ...	8,960	2,07,356	23	1,035	13,194	13	539	7,708	14
	Total ...	24,024	5,79,976	24	5,412	1,27,633	24	8,831	1,98,283	22
Total under both Heads ...	1,26,528	35,42,307	28	80,198	23,68,801	30	50,847	8,64,134	17	

Description of Crops.		NASRAT CANALS DISTRICT—concluded.					HYDERABAD CANALS DISTRICT.			
		Other Canals.			Total, Nasrat Canals District.			Alibahar Kacheri.		
		Area irrigated.	Estimated value.	Value per acre.	Area irrigated.	Estimated value.	Value per acre.	Area irrigated.	Estimated value.	Value per acre.
1		119	120	121	122	123	124	125	126	127
		Acres.	Rs.	Rs.	Acres.	Rs.	Rs.	Acres.	Rs.	Rs.
Kharif	{ Rice ...	1,294	15,438	12	29,124	7,01,955	24	266	8,512	32
	{ Jowári ...	15,381	2,44,091	16	1,02,522	19,46,172	19	743	21,816	29
	{ Bájri ...	5,203	85,996	17	59,604	14,49,891	24	7,677	2,30,310	30
	{ Cotton ...	60	1,569	26	28,108	15,50,136	55	2,705	1,06,440	39
	{ Other crops ...	546	28,060	51	22,432	5,96,350	27	161	7,497	47
	Total ...	22,484	3,75,154	17	2,41,790	62,44,504	26	11,552	3,74,575	32
Rabi	{ Wheat ...	3,349	74,811	22	19,039	4,22,969	22	196	7,330	37
	{ Barley ...	168	2,679	16	1,126	14,478	13
	{ Oil-seeds ...	301	9,068	30	11,386	3,26,745	29	349	8,636	25
	{ Other crops ...	210	7,994	38	10,744	2,36,252	22	977	20,182	21
	Total ...	4,028	94,552	23	42,295	10,00,444	24	1,522	36,048	24
	Total under both Heads ...	26,512	4,69,706	18	2,84,085	72,44,948	26	13,074	4,10,623	31

* Includes Ron Distributary in charge of the Executive Engineer, Hyderabad Canals District.

STATEMENT III-E—continued.

Description of Crops.		HYDERABAD CANALS DISTRICT—continued.								
		Great Márah.			Sarfras.			Other Canals.		
		Area irrigated.	Estimated value.	Value per acre.	Area irrigated.	Estimated value.	Value per acre.	Area irrigated.	Estimated value.	Value per acre.
1	128	129	130	131	132	133	134	135	136	
	Acres.	Rs.	Rs.	Acres.	Rs.	Rs.	Acres.	Rs.	Rs.	
Kharif	{ Rice ...	11,779	4,24,003	36	450	15,258	34	1,039	39,928	38
	{ Jowári ...	1,937	51,750	27	647	18,084	28	3,522	97,386	28
	{ Bájrí ...	33,460	9,52,782	28	16,122	4,63,842	29	78,796	24,47,865	31
	{ Cotton ...	20,099	11,65,938	58	5,980	2,96,230	50	37,962	17,21,107	45
	{ Other crops ...	1,099	42,599	39	871	44,554	51	4,893	2,80,159	57
Total	...	68,374	26,37,132	39	24,070	8,37,968	35	1,26,212	45,86,445	36
Rabi	{ Wheat ...	765	29,497	39	750	25,407	34	2,441	91,321	37
	{ Barley	2	60	30	2	51	26
	{ Oil-seeds ...	1,225	29,311	24	599	21,910	37	1,858	52,178	28
	{ Other crops ...	6,129	83,493	14	1,493	38,496	26	16,417	2,50,445	15
Total	...	8,119	1,42,301	18	2,844	85,873	30	20,718	3,93,995	19
Total under both Heads	...	76,493	27,79,433	36	26,914	9,23,841	34	1,46,930	49,80,440	34

Description of Crops.		HYDERABAD CANALS DISTRICT—concluded.			FULELI CANALS DISTRICT.					
		Total, Hyderabad Canals District.*			Fuleli Canal.			Hasanali Canal.		
		Area irrigated.	Estimated value.	Value per acre.	Area irrigated.	Estimated value.	Value per acre.	Area irrigated.	Estimated value.	Value per acre.
1		137	138	139	140	141	142	143	144	145
		Acres.	Rs.	Rs.	Acres.	Rs.	Rs.	Acres.	Rs.	Rs.
Kharif	{ Rice	13,534	4,87,701	36	2,24,395	62,85,486	28	13,485	4,04,550	30
	{ Jowári	6,849	1,89,036	28	4,958	1,23,169	25	96	1,440	15
	{ Bájrí	1,36,055	40,94,799	30	61,864	15,56,018	25	2,291	45,820	20
	{ Cotton	66,746	32,89,775	49	19,948	9,67,992	49	126	4,536	36
	{ Other crops	7,024	3,74,809	53	8,234	3,84,371	47	259	11,573	45
Total		2,30,208	84,36,120	37	3,18,899	93,17,036	29	16,257	4,67,919	29
Rabi	{ Wheat	4,152	1,53,555	37	33,370	9,23,871	28	13	260	20
	{ Barley	4	111	28	1,829	42,735	23	14	210	15
	{ Oil-seeds	4,031	1,12,035	28	37,956	8,78,983	23	1,043	15,665	15
	{ Other crops	25,016	3,92,516	16	18,595	4,77,316	26	182	2,283	13
Total		33,203	6,58,217	20	91,750	23,17,905	25	1,252	18,418	15
Total under both Heads		2,63,411	90,94,337	35	4,10,649	1,16,34,941	28	17,509	4,86,337	28

* Excludes Ren Distributary incorporated with Dad Canals in Nasrat Canals District.

STATEMENT III-E—concluded.

FULELI CANALS DISTRICT—concluded.							
Description of Crops.	Other Canals.			Total.			
	Area irrigated.	Estimated value.	Value per acre.	Area irrigated.	Estimated value.	Value per acre.	
1	146	147	148	149	150	151	
	Acres.	Rs.	Rs.	Acres.	Rs.	Rs.	
Kharif	Rice ...	14,699	4,76,690	32	2,52,579	77,06,726	28
	Jowári ...	361	6,795	19	5,415	1,31,404	24
	Bájrí ...	7,333	1,79,208	24	70,988	17,81,046	25
	Cotton ...	823	41,764	51	20,897	10,14,292	49
	Other crops ...	363	14,795	41	8,856	4,10,739	46
	Total ...	23,579	7,19,252	31	3,58,735	1,05,04,207	29
Rabi	Wheat ...	814	26,555	33	34,197	9,50,686	28
	Barley ...	75	1,755	23	1,918	44,700	23
	Oil-seeds ...	2,478	1,65,185	67	41,477	10,54,833	25
	Other crops ...	1,536	39,268	26	20,313	5,18,867	26
	Total ...	4,903	2,32,763	47	97,905	25,69,086	26
Total under both Heads	28,482	9,52,015	33	4,5740	1,30,73,293	29	

Description of Crops.		INDUS LEFT BANK DIVISION.			GRAND TOTAL FOR SIND.		
		Total.			Area irrigated.	Estimated value.	Value per acre.
		Area irrigated.	Estimated value.	Value per acre.			
1		152	153	154	155	156	157
		Acres.	Rs.	Rs.	Acres.	Rs.	Rs.
Kharif	Rice	3,68,286	1,10,43,730	30	1,165,070	4,11,15,203	35
	Jowári	1,22,644	24,08,498	20	439,089	92,83,727	21
	Bájri	3,79,801	97,41,902	26	509,846	1,31,73,427	25
	Cotton	2,66,341	1,65,62,408	62	267,043	1,65,80,708	62
	Other crops	46,396	15,22,829	33	98,753	34,64,124	35
	Total	11,83,468	4,12,79,367	35	2,479,801	8,36,17,189	33
Rabi	Wheat	1,42,834	1,08,45,435	76	391,594	1,86,63,506	47
	Barley	4,394	82,255	19	10,410	3,18,320	30
	Oil-seeds	67,914	16,62,708	24	248,422	71,01,704	28
	Other crops	73,024	14,83,258	20	500,876	1,05,14,725	20
	Total	2,88,166	1,40,73,656	49	1,151,302	3,65,98,255	31
Total under both Heads		14,71,634	5,53,53,023	38	3,631,103	12,02,15,444	33

STATEMENT

Comparative Statement of Irrigation and Rainfall for

Civil District.	OF THE CIVIL DISTRICT.			WORKS SUPPLYING IRRIGATION.		Culturable Area commanded by the Irrigation Works in column 6 in Acres.
	Total Area in Acres.	Culturable Area in Acres.	Cultivated Area in Acres.	No.	Name.	
1	2	3	4	5	6	7
Kelat Territory....	513,195	276,920	120,868	1	Desert Canal	101,493
				2	Begari Canal	180,000
				Total		281,493
Upper Sind Frontier.	1,725,237	1,238,017	616,843	8	Desert Canal	287,492
				4	Unharwah	214,056
				5	Begari Canal	410,887
				6	Canals from Kashmir Bund	29,401
				7	Sukkur Canal	50,618
				8	Ghar Canal	53,714
				9	Sind Canal	4,119
Sukkur Collectorate.	3,588,073	1,851,583	476,811	10	Canals in Rohri	...
				Total		1,056,287
				11	Begari Canal	83,384
				12	Sukkur Canal	58,056
				13	Ghar Canal	942
				14	Ghar Bunds	2,940
				15	Mahiwah	145,445
				16	Sind Canal	186,919
				17	Canals in Rohri	146,498
				18	Garang Canal	17,900
				19	Rajib Canal	12,400
				20	Chitti Canal	18,200
				21	Bunds in Rohri	5,450
Larkana Collectorate.	1,866,794	1,191,618	397,784	22	Sukkur-Begari Bund	19,268
				23	Nara Supply Channel	25,000
				Total		722,352
				24	Begari Canal	300
				25	Sukkur Canal	60,620
				26	Ghar Canal	880,315
				27	Ghar Bunds	220
				28	Sind Canal	60
				29	Western Nara	344,264
				30	New Feeder	1,650
				31	Pritohard Canal	19,441
				32	Wahurwah	7,150
				33	Marvi	9,521
Karachi Collectorate.	5,429,871	1,848,578	396,034	34	Dadu Canal	80,654
				35	Phitta Canal	11,960
				36	Manchar	19,000
				37	Aral	9,000
				38	Nara Bunds	9,793
				Total		903,948
				39	Canals north of Kotri	20,259
				40	Bunds north of Kotri	143
				41	Kalri	40,317
				42	Baghar	95,801
				43	Pinyari	185,600
				44	Indus Canals, Right Bank	198,701
				45	Indus Canals, Left Bank	84,043
				46	Suttah Canal	84,294
				47	Bunds, Right Bank	18,296
				48	Bunds, Left Bank	6,773
				49	Other Canals (Mulehand)	13,522
				Total		699,253

IV-E.

the years 1921-1922 and 1922-1923 in Sind.

Area at present estimated as annually irrigated by the works specified in column 6.	AREA IRRIGATED IN ACRES.						RAINFALL.		Remarks.
	1921-1922.			1922-1923.			1 21-1922.	1922-1923.	
	Kharif.	Rabi.	Total.	Kharif.	Rabi.	Total.			
	8	9	10	11	12	13	14	15	16
Acres.	Acres.	Acres.	Acres.	Acres.	Acres.	Acres.	Inch. cts.	Inch. cts.	
65,000	33,333	20,110	53,343	33,045	40,214	73,259	5 53	1 85	
80,000	21,061	188	21,249	20,852	5,789	26,641	4 87	1 68	
95,000	59,294	20,298	79,592	53,897	46,008	99,900			
130,000	89,052	89,033	178,085	88,813	94,225	183,038	5 53	1 85	
70,000	46,596	41,957	87,553	55,702	49,978	105,680	3 90	1 91	
200,000	127,015	90,595	217,610	129,457	117,853	247,310	4 87	1 68	
4,000	1,397	2,009	3,406	2,246	2,697	4,943	6 69	1 84	
36,587	5,663	6,049	11,712	8,754	11,717	20,471	6 87	1 84	
20,185	7,267	5,644	12,911	11,134	5,994	17,128			
...	
...	
460,773	275,990	235,287	511,277	296,106	282,464	578,570			
50,000	39,452	18,512	57,964	44,884	24,609	69,493	4 87	1 68	
49,166	17,774	11,212	28,986	19,574	14,122	33,696			
550	176	225	401	112	288	400	2 07	1 10	
1,900	231	453	684	336	287	623			
99,000	41,577	17,422	58,999	49,539	19,493	69,032			
11,372	47,863	27,040	74,903	62,883	34,584	97,467			
6,968	30,019	16,229	46,248	43,886	20,089	63,975			
9,300	1,647	3,261	4,908	2,952	3,939	6,891			
11,300	4,243	4,013	8,256	6,039	5,289	11,328	3 23	1 63	
14,500	4,099	5,734	9,833	5,004	6,549	11,553			
4,180	444	1,376	1,820	729	1,255	1,984			
13,000	3,217	6,954	10,171	3,710	6,809	10,519			
12,200	1,645	9,901	11,546	2,458	10,741	13,199			
459,836	192,287	122,332	314,619	242,106	148,054	390,160			
125	4 87	1 68	
50,837	35,681	4,118	59,799	39,093	30,018	69,111			
338,132	198,332	122,345	326,677	217,437	146,613	364,050	12 17	4 08	
10	7	...	7	...	3	3			
10	8	8			
288,463	197,872	129,894	327,566	190,526	136,016	326,542			
1,500	641	376	1,017	593	142	735			
12,650	9,169	3,846	13,015	9,243	4,427	13,670			
3,150	1,226	1,784	2,960	1,884	1,114	2,998			
6,400	2,919	1,627	4,546	3,662	2,195	5,857			
21,550	7,902	5,992	13,894	8,150	3,602	11,752	8 73	1 85	
10,400	2,770	1,432	4,202	2,896	1,769	4,665			
20,500	1,328	13,248	14,576	671	12,266	12,937			
12,000	2,801	9,035	11,836	1,661	8,403	10,064			
3,415	1,534	1,219	2,753	1,581	631	2,212			
7,68,642	461,982	320,866	782,848	476,897	347,107	824,004			
17,500	5,529	4,183	9,712	5,733	3,784	9,567	8 73	1 85	
80	14	4	18	...	84	84			
28,900	13,957	3,543	17,499	26,164	5,455	31,619	10 4	2 11	
51,800	28,670	7,252	35,922	27,211	9,458	36,669	11 19	1 83	
119,620	79,719	16,532	96,251	84,314	20,046	104,360	7 4	2 70	
49,600	24,864	4,588	29,442	28,097	1,394	33,491	11 2	2 8	
42,258	36,093	3,796	39,889	36,168	4,549	40,717	6 85	2 56	
17,229	13,776	324	14,100	12,860	266	13,116	7 6	2 30	
6,910	8,133	162	8,295	5,061	1,057	6,118	11 43	2 34	
4,747	4,094	597	4,691	4,137	206	4,343	6 52	2 59	
9,091	7,032	938	7,970	3,811	1,221	5,032	
347,735	216,871	41,918	258,789	233,596	51,470	285,066			

STATEMENT

Civil District.	OF THE CIVIL DISTRICT.			WORKS SUPPLYING IRRIGATION.		Culturable Area commanded by the Irrigation Works in column 9 in Acres.
	Total Area in Acres.	Culturable Area in Acres.	Cultivated Area in Acres.	No.	Name.	
	2	3	4	5	6	7
	Acres.	Acres.	Acres.			Acres.
Thar and Parkar Collectorate.	8,727,011	4,192,160	981,166	50	Jamráo Canal	598,873
				51	Eastern Nára	501,440
				52	Mithráo Canal	406,579
				53	Khipro Canal	88,845
				54	Thar Canal	136,000
				55	Hiral Canal	50,154
				56	Gháro Muhmado	30,059
				57	Kari Shamali	210,076
					Total	1,667,025
Nawabshah Collectorate.	2,494,015	1,679,788	442,601	58	Jamráo Canal	204,446
				59	Mohrabwah	63,946
				60	Nasrat Canal	323,113
				61	Naulákhi	162,189
				62	Dámbo	51,290
				63	Dad Canal	313,721
				64	Ren Distributary ex Dad	12,756
				65	Renwah	1,258
				66	Alibahar Kacheri	42,615
				67	Great Márah	114,289
				68	Gháro Muhmado	115,034
				69	Other Canals	24,897
					Total	1,429,554
Hyderabad Collectorate.	2,363,955	2,303,565	598,907	70	Jamráo Canal	3,566
				71	Alibahar Kacheri	14,165
				72	Great Márah	36,602
				73	Gháro Muhmado	101,689
				74	Sarfram	110,474
				75	Kari Shumali	220,445
				76	Nasirwah	123,566
				77	Other Canals	122
				78	Fuleli Canal	1,527,574
				79	Hasanali Canal	77,420
				80	Other Canals	78,696
					Total	2,289,319
	27,178,151	14,582,224	4,480,014		Grand Total	9,342,231

Note.—The difference in the figures of columns 3, 4, 7 and 8 as compared with

IV-E—concluded.

Area at present estimated as annually irrigated by the works specified in column 6.	AREA IRRIGATED IN ACRES.						RAINFALL.		Remarks.
	1921-1922.			1922-1923.			1921-1922.	1922-1923.	
	Kharif.	Rabi.	Total.	Kharif.	Rabi.	Total.			
8	9	10	11	12	13	14	15	16	17
Acres.	Acres.	Acres.	Acres.	Acres.	Acres.	Acres.	Ina. cts.	Ina. cts.	
108,000	110,461	84,216	144,677	128,042	58,401	186,443	7 91	2 96	
41,900	29,087	9,729	88,816	89,434	9,069	48,503	10 49	3 03	
142,500	70,780	5,848	76,628	88,259	9,510	97,769	8 96	3 03	
2,000	1,688	425	2,113	3,585	248	3,833	10 42	...	
35,000	31,431	7,808	89,239	35,536	11,894	46,930	13 22	5 47	
13,000	10,463	1,487	11,950	12,176	2,564	14,740	10 85	3 74	
8,000	4,062	203	4,265	4,226	290	4,516	9 10	4 88	
4,000	3,300	106	3,406	3,903	107	4,010	9 41	4 45	
349,400	261,272	59,822	321,094	315,161	91,583	406,744			
55,050	35,573	7,817	43,390	43,245	12,821	56,066	6 82	1 64	
7,050	4,869	440	5,309	7,019	341	7,360	3 59	1 2	
76,800	72,207	7,803	80,010	74,786	5,412	80,198	3 73	1 67	
45,900	35,118	6,891	42,009	42,016	8,831	50,847	3 72	1 30	
10,570	10,052	2,044	12,096	11,713	2,010	13,723	4 81	1 5	
103,100	84,359	22,844	107,203	94,819	22,432	117,251	6 96	2 79	
10,000	6,911	1,231	8,142	7,685	1,592	9,277	10 21	5 14	
500	305	135	440	381	157	538	10 21	5 14	
9,490	8,684	1,370	10,054	9,964	1,397	11,361	9 35	4 90	
61,960	57,945	6,177	64,122	60,722	6,624	67,346	8 72	4 12	
19,930	20,510	2,458	22,968	19,584	2,544	22,078	9 10	4 88	
6,840	4,283	3,272	7,555	4,469	2,087	6,556	7 57	3 49	
407,240	340,516	62,482	403,298	376,353	66,248	442,601			
15	15	15	
1,708	1,432	197	1,629	1,688	125	1,713	9 35	4 90	
9,083	6,837	1,385	8,222	7,652	1,495	9,147	8 92	4 12	
49,092	39,803	10,746	50,549	39,155	10,802	49,957	9 10	4 88	
26,723	23,181	2,526	25,667	24,070	2,844	26,914	10 70	2 97	
32,456	28,582	3,008	31,590	29,830	2,739	32,569	9 41	4 45	
31,782	24,114	3,520	27,634	28,431	3,626	32,057	9 98	3 44	
78	54	36	90	85	43	78	
403,577	331,086	64,812	395,898	3 8,899	91,760	410,649	10 7	2 18	
17,403	14,793	1,426	16,219	16,257	1,252	17,509	10 19	4 9	
21,863	19,317	2,271	21,538	19,768	3,682	23,450	12 4	4 9	
593,779	489,149	89,927	579,076	485,685	118,373	604,058			
3,482,204	2,297,661	952,932	3,250,593	2,479,801	1,161,302	3,631,103			

the last year is due to revised figures reported by the Collectors.