

Administration  
Report for the year,  
1924-1925.

Part. II: Irrigation works accounts  
and statistical statements

Government

1926



Public Works Department  
Bombay Presidency

# Administration Report for the Year 1924-25

Part II

Irrigation Works

Accounts and Statistical Statements

~~Price~~—Rs. 18 As. 3 or £1 9s.]

Digitized by M. H. Panhwar Institute of Sindh Studies, Jamshoro.

پاران ایم ایچ پنهور انسٹیٹیوٹ آف سنڈ اسٹڈیز، جامشورو.

BOMBAY

THE GOVERNMENT CENTRAL PRESS

1926

Obtainable from the Superintendent of Government Printing and Stationery,  
Bombay; from the High Commissioner for India, 42, Grosvenor Gardens,  
S.W., London; or through any recognized Bookseller.



Public Works Department  
Bombay Presidency

# Administration Report for the Year 1924-25

Part II

Irrigation Works

**Accounts and Statistical Statements**

# CONTENTS

	<i>Narrative Portion</i>	PAGES
<b>I. General—</b>		
A. Details of Direct Expenditure .. .. .		ii-iii
B. Figures for Works for which Capital Accounts are kept .. .. .		iii-iv
C. Figures for Works for which no Capital Accounts are kept .. .. .		v
D. Review of Irrigation .. .. .		
<b>II. Sind—</b>		
1.—Nature of inundation and rainfall .. .. .		v-vi
2.—Indus Right Bank Circle—		
(i) Works for which Capital Accounts are kept .. .. .		vi-xi
(ii) Works for which neither Capital nor Revenue Accounts are kept .. .. .		xi-xii
3. Indus Left Bank Circle—		
(i) Works for which Capital Accounts are kept .. .. .		xii-xviii
(ii) Works for which neither Capital nor Revenue Accounts are kept .. .. .		xviii
4.—Protective Embankments .. .. .		xviii-xx
5.—Indus River Commission .. .. .		xx-xxiii
6.—Lloyd Barrage and Canals Construction .. .. .		
North-Western and Western Circles .. .. .		xxiii-xxv
Rohri Canal Circle .. .. .		xxv-xxvi
Eastern Nara Circle .. .. .		xxvi-xxvii
Lloyd Barrage Circle .. .. .		xxvii-xxviii
General items .. .. .		xxviii-xxix
7.—Miscellaneous .. .. .		xxix
<b>III. Deccan and Gujarat—</b>		
1.—Northern Circle—		
General remarks .. .. .		xxx
(i) Works for which Capital Accounts are kept .. .. .		xxx-xxxii
(ii) Works for which Capital Accounts are not kept .. .. .		xxxii-xxxiv
2.—Central Circle—		
General remarks .. .. .		xxxiv
(i) Works for which Capital Accounts are kept .. .. .		xxxv
(ii) Works for which Capital Accounts are not kept .. .. .		xxxv
3.—Deccan Irrigation Circle—		
General remarks .. .. .		xxxvi-xxxvii
(i) Works for which Capital Accounts are kept—		
Works in operation .. .. .		xxxvii-xxxix
Works under construction .. .. .		xxxix-xli
(ii) Works for which Capital Accounts are not kept .. .. .		xli-xlii
4.—Southern Circle—		
(i) Works for which Capital Accounts are kept .. .. .		xlii-xliii
(ii) Works for which Capital Accounts are not kept .. .. .		xliii
5.—Scientific Works—		
(a) Engineering questions that have arisen .. .. .		xliii
(b) Special Irrigation Division .. .. .		xliii-xlvii
(c) River gauging .. .. .		xlvii

## *Administrative Accounts*

Administrative Accounts, Public Works Department (Irrigation), for the Bombay Presidency and Sind .. .. .	1-380
---	-------

## *Statistical Statements for Irrigation Works, Deccan and Gujarat*

Statement I-A—Statement showing size, command, length and cost of canals .. .. .	382-387
Statement II-A—Statement showing details of catchment area, storage, command and cost of reservoir projects .. .. .	388-391
Statement I-B—Capital Account of Irrigation Works for, and to end of, 1924-25 .. .. .	392-407
Statement I-C, showing financial results of irrigation works for the year ending 31st March 1925. Realizations under main heads of revenue and working expenses .. .. .	408-413

	PAGES
Statement II-C, showing general financial results of irrigation works for, and to end of, 1924-25 .. .. .	414-417
Statement III-C, demands and realizations during the year 1924-25 .. .. .	418-423
Statement IV-C, showing the financial results of irrigation works for 1924-25 based on assessments .. .. .	424-429
Statement I-E, showing areas irrigated and average discharges and duty of water in regard to irrigation works during 1924-25 .. .. .	430-435
Statement II-E, showing incidence of working expenses and assessed revenue on irrigation works during 1924-25 .. .. .	436-439
Statement III-E, showing quantity and value of crops irrigated during 1924-25 .. .. .	440-459
Statement IV-E—Comparative statement of irrigation and rainfall for the years 1923-24 and 1924-25 .. .. .	460-465
Statement F, showing remissions on irrigation works for the year 1924-25 .. .. .	466-467
Statement I-F, showing water-rates per acre in force during 1924-25 .. .. .	468-471
Statement G, showing areas and water-rate assessments during 1924-25 according to the system of classification adopted in fixing the scale of water-rates .. .. .	472-475
Statement H, showing operations of the year 1924-25 .. .. .	476-481

*Statistical Statements for Sind*

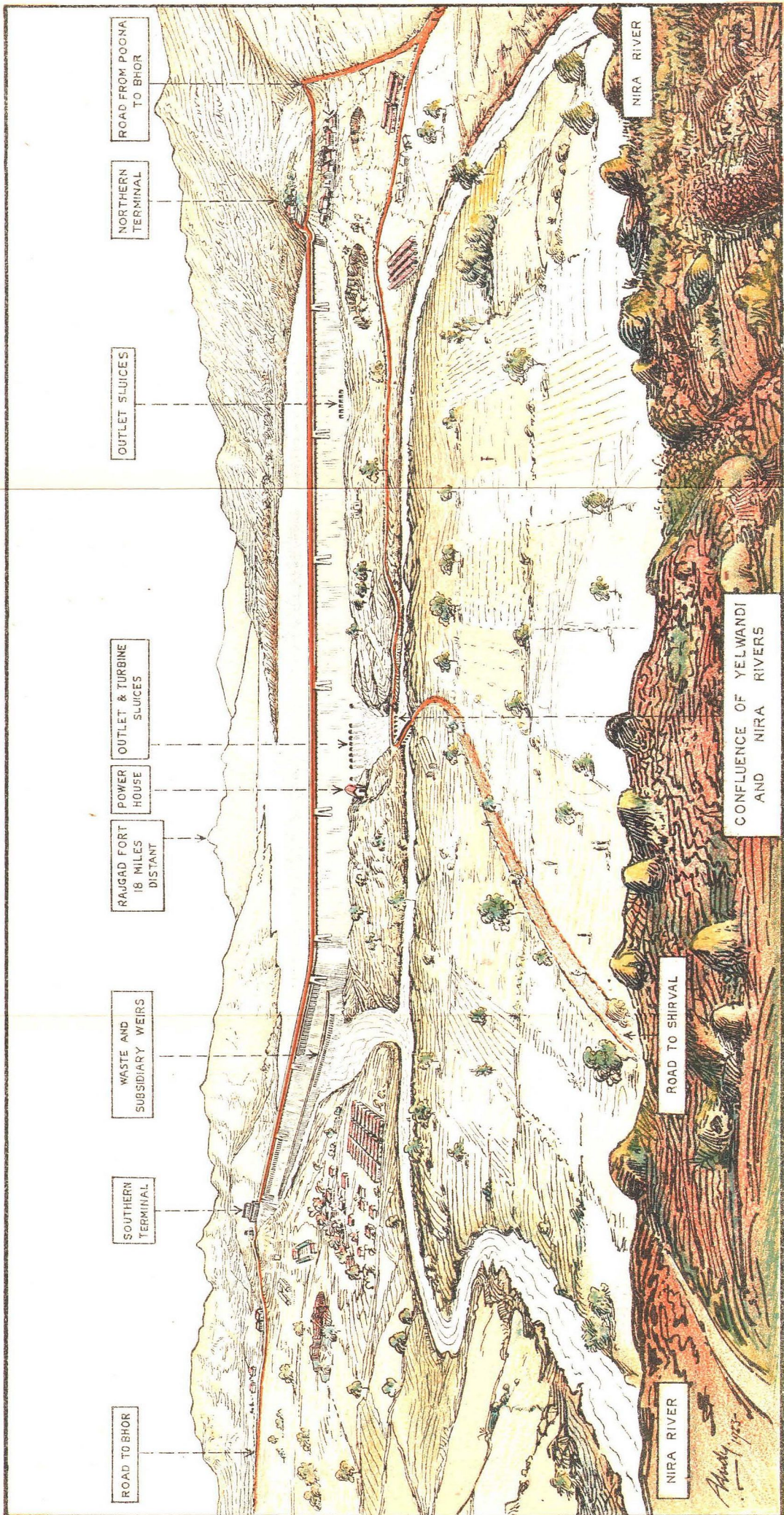
Statement I-A—Statement showing size, command, length and cost of canals .. .. .	484-491
Statement I-B—Capital Account for irrigation works for, and to end of, 1924-25 .. .. .	492-495
Statement I-C, showing the financial results of irrigation works for the year ending 31st March 1925. Realizations under main heads of revenue and working expenses .. .. .	496-503
Statement II-C, showing general financial results of irrigation works for, and to end of, 1924-25 .. .. .	504-507
Statement III-C, showing general financial results of irrigation works for, and to end of, 1924-25 .. .. .	508-509
Statement IV-C, showing the financial results of irrigation works for 1924-25 based on assessments .. .. .	510-513
General Abstract of financial results of irrigation works for, and up to end of, 1924-25 .. .. .	514-535
Statement I-E, showing areas irrigated and discharges and duty of water in regard to irrigation works during 1924-25 .. .. .	536-537
Statement II-E, showing incidence of working expenses and assessed revenue on canals during 1924-25 .. .. .	538-541
Statement III-E, showing quantity and value of crops irrigated during 1923-24 .. .. .	542-552
Statement IV-E, comparative statement of irrigation and rainfall for the years 1923-24 and 1924-25 .. .. .	554-559

*Maps*

Map of Deccan and Gujarat .. .. .	} At end of volume.
Index map of Sind .. .. .	
Map of Sind showing all areas irrigated by existing inundation canals .. .. .	
Map of Sind showing all areas to be irrigated by Lloyd Barrage and New Sind Canals .. .. .	

## LIST OF ILLUSTRATIONS

Lloyd dam .. .. .	<i>Frontispiece</i>
Bucyrus dragline excavator starting excavation at the Rohri Canal .. .. .	Facing page xxii
Ruston and Hornsby dragline excavators with 155 feet booms .. .. .	Facing page xxiv
Do. do. —Another view..	
Excavating Khipro Canal with Diesel driven Bucyrus dragline excavators .. .. .	Facing page xxvi
Do. do. mounted on caterpillars .	
The Lloyd Dam—South end of main waste weir..	Facing page xxxvi
Do. —Signaller's and Chaukidar's quarters at south end of dam .. .. .	
Lake Beale—Darna dam .. .. .	Facing page xxxviii
Lake Arthur Hill—Bhandardara dam..	
Do. —Another view .. .. .	
Chankapur tank .. .. .	Facing page xl



## THE LLOYD DAM

AT BHATGAR

AS IT WILL APPEAR AFTER COMPLETION  
 LENGTH 5,333 FT. HEIGHT 190 FT.

# Administration Report of Irrigation Works in the Bombay Presidency for 1924-25

## I—General

### A—DETAILS OF DIRECT EXPENDITURE

In the year 1924-25 the direct expenditure (excluding collection charges) on all the irrigation works throughout the Presidency amounted to Rs. 2,43 $\frac{1}{3}$  lakhs compared with Rs. 1,66 $\frac{1}{3}$  lakhs in the previous year, and Rs. 1,48 lakhs, the average\*. The total is classified and divided between the Presidency proper and Sind, as follows :—

	Deccan and Gujarat.	Sind.	Total.
	Rs.	Rs.	Rs.
Works .. .. .	35,90,359	97,71,729	1,33,62,088
Repairs .. .. .	6,32,594	39,85,910	46,18,504
Establishment .. .. .	15,93,445	35,81,945	51,75,390
Tools and Plant .. .. .	94,213	4,18,687	5,12,900
Other charges .. .. .	29,661	44	29,705
Gratuitous relief .. .. .			
Suspense account .. .. .	— 6,26,964	4,62,580	— 1,64,384
Deduct—Receipts and recoveries on Capital Account .. .. .	—22,331	—11,979	—34,310
Deduct—Receipts and recoveries on Revenue Account .. .. .	—202	—141	—343
Pensions, voted .. .. .	2,86,943	5,43,716	8,30,659
Total ..	55,77,718	1,87,52,491	2,43,30,209

2. The distribution of the above expenditure under the several irrigation heads is given below :—

Heads.		Amounts.	Remarks.
	Rs.	Rs.	
Capital Account—			
Productive Works .. .. .	1,21,82,963		
Unproductive Works .. .. .	34,01,769		
	1,55,84,732		Provincial.
Revenue Account—			
Productive Works .. .. .	33,14,896		
Unproductive Works .. .. .	19,48,224		
	52,63,120		Provincial.
Works for which no Capital Accounts are kept—			
1. Works for which only Revenue Accounts are kept.			
2. Works for which neither Capital nor Revenue Accounts are kept .. .. .		25,18,454	Provincial.
Irrigation Works—Contribution Works .. .. .		11,601	Deposit works.
3. Miscellaneous Expenditure .. .. .		9,17,103	Provincial.
15-B. Navigation, Embankment, etc. .. .. .		35,199	Do.
Famine Relief outlay on Irrigation Works, .. .. .			
Grand Total ..		2,43,30,209	

\* Note.—In this report whenever “the average” is referred to, it is the average of the last three years unless otherwise defined.



**B--FIGURES FOR WORKS FOR WHICH CAPITAL ACCOUNTS ARE KEPT**

3. The receipts on Capital Irrigation Works compared with the year's working expenses show a profit of Rs. 39,25,261 and Rs. 13,37,392 in Sind and the Deccan and Gujarat, respectively. If, however, interest charges on works in operation are taken into account the result shows a profit of Rs. 24,25,717 for Sind and a loss of Rs. 6,20,756 for the Deccan and Gujarat:—

Class of Works.	Direct receipts.	Indirect receipts.	Total direct and indirect receipts.	Direct expenditure.		
				Capital.	Working expenses (including the share of collection charges)	Total.
	Rs.	Rs.	Rs.	Rs.	Rs.	Rs.
<b>WORKS FOR WHICH CAPITAL ACCOUNTS ARE KEPT.</b>						
Productive { Deccan and Gujarat..	6,534	10,160	16,694	24,082	6,191	30,273
{ Sind ..	4,23,486	73,03,830	77,27,316	1,21,58,881	37,22,664	1,58,81,545
Unproductive { Deccan and Gujarat..	26,54,408	11,902	26,66,310	31,65,711	13,39,421	45,05,132
{ Sind ..	6,371	6,87,546	6,93,917	2,36,058	7,73,308	10,09,366
Total, Deccan and Gujarat ..	26,60,942	22,062	26,83,004	31,89,793	13,45,612	45,35,405
Total, Sind ..	4,29,857	79,91,376	84,21,233	1,23,94,939	44,95,972	1,68,90,911
Grand Total, Deccan and Gujarat and Sind, 1924-25 ..	30,90,799	80,13,438	1,11,04,237	1,55,84,732	58,41,584	2,14,26,316
Grand Total, average (last three years) ..	28,38,836	63,55,289	91,94,125	73,17,000	45,27,010	1,18,44,010

4. The area under works for which capital accounts are kept showed on the whole an increase of nearly 262,000 acres when compared with the average. A large portion of this increase is due to certain canals in Sind classed before 1922-23 under " Works for which only Revenue Accounts

are kept," being now reclassified as capital works in compliance with paragraph 18 of the Government of India letter No. 3 P. W., dated 24th September 1921. The areas and the estimated values of crops grown are contrasted in the following statement :—

	Area.			Value.		
	1924-25.	Average.	Difference.	1924-25.	Average.	Difference.
	Acres.	Acres.	Acres.	Rs.	Rs.	Rs.
<i>Productive.</i>						
Deccan and Gujarat ..	2,610	2,851	-241	98,527	1,05,896	-7,369
Sind .. ..	3,223,043	3,037,275	185,768	9,56,10,055	10,01,81,047	-45,70,992
Total ..	3,225,653	3,040,126	185,527	9,57,08,582	10,02,86,943	-45,78,361
<i>Unproductive.</i>						
Deccan and Gujarat ..	267,956	268,886	-930	4,39,37,099	4,01,44,232	37,92,867
Sind .. ..	402,258	325,086	77,172	1,12,95,303	1,03,92,978	9,02,325
Total ..	670,214	593,972	76,242	5,52,32,402	5,05,37,210	46,95,192
Grand Total ..	3,895,867	3,634,098	261,769	15,09,40,984	15,08,24,153	1,16,831

**C—FIGURES FOR WORKS FOR WHICH NO CAPITAL ACCOUNTS ARE KEPT**

5. These may be works for which neither capital nor revenue accounts are kept, or miscellaneous works. The receipts on these works are principally in the form of a share of the land revenue and are termed 'Indirect' and as such are book credits, so that figures of revenue appearing in the Finance Accounts, as distinguished from the statistical statements accompanying the Irrigation Administration Report, are very small, being for direct revenue only, viz., proceeds from sale of water, etc. The area irrigated by these works showed an increase of nearly 20,000 acres when compared with the average. The following statements give a comparison of the figures for the year and the average :—

Class of Works.	Revenue.			Expenditure.	Net Revenue.
	Direct.	Indirect.	Total.		
	Rs.	Rs.	Rs.	Rs.	Rs.
<i>Works for which no Capital Accounts are kept.</i>					
Works for which neither Capital nor Revenue Accounts are kept. { Deccan and Gujarat ..	49,318	6,15,122	6,64,440	8,19,102	-1,54,662
{ Sind ..	15,327	10,67,082	10,82,409	18,56,498	-7,74,089
Total for 1924-25 ..	64,645	16,82,204	17,46,849	26,75,600	-9,28,751
Average total (for triennium ending 1923-24) ..	43,911	11,61,909	12,05,820	23,89,047	-11,83,227
Miscellaneous (Irrigation) Expenditure. { Deccan and Gujarat ..	....	....	....	86,392	-86,392
{ Sind ..	....	....	....	52	-52
Total for 1924-25 ..	....	....	....	86,444	-86,444
Average total (for triennium ending 1923-24) ..	....	....	....	52,997	- 52,997
15-A (3) Miscellaneous Pensions—Voted ..	....	....	....	8,30,659	-8,30,659
15-B.—Navigation ..	829	....	829	35,199	-34,370
Grand Total for 1924-25 ..	65,474	16,82,204	17,47,678	36,27,902	-18,80,224

Class of Works.	Area.			Value.		
	1924-25.	Average.	Difference.	1924-25.	Average.	Difference.
	Acres.	Acres.	Acres.	Rs.	Rs.	Rs.
<i>Works for which neither Capital nor Revenue Accounts are kept.</i>						
Deccan and Gujarat ..	157,685	157,575	110	69,74,838	78,70,640	-8,95,802
Sind ..	99,982	80,166	19,816	20,68,861	27,91,355	-7,22,494
Total ..	257,667	237,741	19,926	90,43,699	1,06,61,995	-16,18,296

## D—REVIEW OF IRRIGATION

### *Description of Irrigation in Sind*

6. The conditions of cultivation in Sind differ very widely from those in the Deccan and Gujarat. In Sind the rainfall is usually negligible and the cultivation depends on the inundation of the river Indus. The canals, with the exception of a few perennial ones, are dependent on the natural rise and fall of the water level in the river. When the river is low the canals receive only a scanty supply but when the inundation is high cultivation on a large scale is possible. The period of inundation however lasts for about four months only and for the rest of the year irrigation is done by means of wells. When the Lloyd Barrage scheme is complete, it will be possible to head up the water in the river to a sufficiently high level to give flow irrigation all the year round.

### *Inundation and rainfall in Sind*

7. The inundation of 1924 was an excellent one in as much as a high level of water in the Indus was maintained for a longer period than usual. The rainfall during the year was very heavy in the Indus Left Bank Circle, while in the Indus Right Bank Circle it was very unevenly distributed.

### *Irrigation and rainfall in the Deccan and Gujarat*

8. In the Deccan and Gujarat rainfall is necessary for agricultural operations. The canals and tanks provide irrigation to more valuable crops and they prove a reliable source of water supply when the rainfall is deficient or irregular.

The monsoon of 1924 was on the whole a fair one and the total rainfall was up to the average. In Gujarat, however, it was insufficient for filling the reservoirs and tanks as there was very little run off.

### *Area irrigated and gross revenue*

9. The area irrigated in Sind during the year was 3·7 million acres as against 3·5 million acres in the previous year, and the gross revenue amounted to Rs. 95 lakhs as against Rs. 89½ lakhs for 1923-24.

10. The total area irrigated in the Deccan and Gujarat was 428,000 acres as against 417,800 acres in the previous year and the gross revenue amounted to nearly Rs. 33½ lakhs as against Rs. 30½ lakhs for 1923-24.

## II—Sind

### 1. NATURE OF INUNDATION AND RAINFALL

1. The inundation of 1924 was an excellent one. The water supply in all the canals was abundant and the full supply level in them was maintained for a longer period than usual.

Character of inundation.

12. The river began to rise steadily about the middle of June and continued rising gradually till it reached the fair irrigating level (13·0 feet at Bukkur) on the 19th July against 20th August last year. This height and over was maintained for a period of 50 days against only 16 days in 1923, 32 days in 1922, 28 days in 1921 and 25 days, the average. The fair irrigating level of 17·0 feet on the Kotri gauge was first recorded on the 4th July as against 29th June last year and this level and above was maintained for a period of 86 days, as compared with 76 days in 1923, 102 days in 1922, 55 days in 1921 and 78 days, the average.

13. The highest readings for the year were 16·6 feet on Bukkur gauge on the 11th August, and 23·6 feet on Kotri gauge on the 19th August, as compared with 14·1 feet and 21·9 feet on Bukkur and Kotri gauges respectively in 1923 and the recorded maximum readings on these two gauges of 17·9 feet and 23·8 feet, respectively. Floods in the Nawabshah, Sukkur, Larkana, Hyderabad and Karachi Districts caused by some of the river bunds breaching caused damage to standing crops and private property.

### *Rainfall*

14. The rainfall in the Left Bank Circle was very heavy and damaged the early sown crops to some extent, while in the Right Bank Circle it was excessive in the Karachi Canals Division, fairly good in the Western Nara and Ghar Canals Divisions and meagre in the Shikarpur and Begari Canals Divisions.

## 2. INDUS RIGHT BANK CANAL CIRCLE

### *(i) Works for which Capital Accounts are kept*

#### *Desert Canal*

15. The Desert Canal was opened on 1st June, with a gauge reading of 3·5 feet. It ceased to flow on the 14th November 1924. The course of the river at the mouth of the canal and for a certain distance above and below it remained the same as at the end of the abkalani of 1923-24. The kharif crops on this canal matured very well and an exceptionally large rabi area was sown. The whole canal system worked most satisfactorily. The full supply gauge reading or above was maintained for 41 days.

16. The Adiowah was opened on the 4th June, with a gauge reading of 3·8 feet at its head. It ceased to flow on the 25th October 1924. This canal waters a great deal of high land and its successful working is therefore always doubtful; but owing to the favourable river the main canal and its distributaries carried a good supply.

#### *Unharwah*

17. The Unharwah was opened on 3rd June, with a gauge reading of 1·7 feet at the Tori stop head regulator. It ceased to flow on 6th November

1924. The river at the end of June gave the canal a very good supply and it remained steady at a high level throughout the season. The main river kept to the left bank throughout the abkalani and the canal was fed from a bye-river. Owing to the exceptionally high inundation the left bank Unhar dhand gave way and water rushed into Jaho Kumb. The consequence was that the new Tori cross bund was breached and this caused a lot of trouble. The supply in the canal and branches was more than enough throughout the inundation. Internal rotations were resorted to after the river fell. The balancing tanks at the head of the canal gave a valuable supply to rabi crops. A maximum of 10·5 feet was let down the canal against 9·7 feet last year. A gauge reading of 9 feet and over was maintained for 69 days.

### *Begari Canal*

18. The Begari Canal was opened on 25th May, with a gauge reading of 6·2 feet at the old head regulator. It ceased to flow on 13th December 1924. Owing to the abnormally high inundation rotations were started very late, *i.e.*, in October. A breach occurred at mile 1/4 of right bank Begari as a result of heavy erosion at that place. Owing to this breach, there was heavy scour at mile 2/5 left bank Begari. Breaches also occurred in the new Tori cross bund and the water entered the Gouspur loop compartment. In order to decrease the pressure against the bunds, the flood water was let down the Begari through the breach at mile 1/4 and allowed to cross it at mile 2/5. It was then passed off into the Sukkur Begari bund compartment. A full supply gauge reading of 12 feet and over was maintained for 24 days at the new head regulator. The Choi branch was opened on 1st June, with a gauge reading of 1·5 feet on the head regulator. It ceased to flow on 2nd October 1924, after all the crops had matured and a large area had been watered for rabi. The supply in this canal was exceptionally good during the year.

### *Mahiwah*

19. As reported last year a new mouth to Gudu dhand, which serves as a feeder to the Mahiwah system, was excavated from the river through Bahawalpur State. Apart from the exceptionally high inundation considerable advantage was obtained from the new mouth, which maintained a high water level and gave a steady and protracted supply. The successful working of the canal was much appreciated by the cultivators who had previously deserted their lands owing to constant failures of the Gudu dhand supply. The canal was in flow for 175 days against 99 days of last year. It began to flow on 12th June 1924 and was closed on 4th December, when there was no more demand for water.

### *Sehar Canal*

20. The Sehar canal like the Mahiwah takes off from the Gudu dhand and its water supply was equally benefited. It commenced to flow on 12th June and ceased flowing on 14th October 1924. The abandonment

of the Sehar canal project is under the consideration of Government as this project will merge in the larger Ghotki canal project, also under contemplation.

21. The Masuwah takes off direct from the river. It was opened on 2nd June and it ceased to flow on 25th September 1924, when Bukkur read 7·7 feet. The supply in the canal failed owing to the river having changed its set. The floods which were discharged into the canal below its mouth gave an ample supply for both kharif and rabi cultivation. It was also supplemented by the Mahiwah for rabi crops.

22. The Maharowah takes off from the dhand at a short distance below the mouth of the Masuwah. The feeder channel has silted up and proposals for the provision of a new head are under investigation. The canal commenced to flow on 12th June and ceased to flow on 15th September 1924, when Bukkur read 11·8 feet.

### *Sind Canal*

23. The Sind canal was opened on 1st June and it ceased to flow on 1st October 1924. This canal system worked satisfactorily. There were a few leaks and breaches, but these were all promptly closed. Owing to erosion of the river at the mouth of the new feeder to the Sind canal, a portion of the new feeder above the Morewah was eroded away. A project for constructing branch canals to take off above the head regulator to Colonel Fife's channel and a distributary from the 5th mile of the Mirzawah to irrigate lands suffering from chronic deficiency of water are under consideration.

### *Garkino Canal*

24. The Garkino canal, recently remodelled, takes off from a small dhand. It was opened on 3rd July and ceased to flow on 25th September 1924. The highest water level let into the canal was 6 feet as against 4·4 feet last year. This increased supply level did not however give much relief to the upper reaches of the canal and a rabi regulator to secure command of high lands in that portion of the canal has been sanctioned and is under construction.

### *Ghar Canal*

25. The Ghar canal was opened on the 25th May when Bukkur read 9·6 feet. The canal worked excellently. Its head gauge recorded an unprecedented height of 13·6 feet against 12·8 feet of the previous year and 11·0 feet, the prescribed F. S. L. Even this height is not the true index of the maximum level of water that entered the Ghar because over 1,500 cusecs of the Ghar water were escaped back to the river by means of 3 large cuts made in its left bank. The Ghar dhand continued to get its supply through the bye-river which was formed in 1921 and worked very well. The gradual canalization of the dhand by means of groynes, commenced two years ago, has been very successful inasmuch as the dhand now follows a defined course of uniform non-silting section.

26. The full supply level of 16·0 feet and over was registered at the Larkana gauge for 23 days only against 34 days during the last year. The level was purposely kept low by regulation at the Fordwah head for fear of breaches lower down.

27. The Fordwah now depends for its supply direct from the Indus, which flows close to it and feeds the canal by means of a back channel which worked very well. The head regulator was kept partially closed for almost the whole season as its supplementary supply to the Ghar was scarcely required.

28. The Naurang and Nurwah, the two main branches into which the Ghar bifurcates at mile 40/6, worked satisfactorily as did also the Gath and Chilo, the two branches into which the Naurang bifurcates at its 8th mile.

29. The Kur Dato is the second large branch, 26½ miles in length, which takes off from the Ghar at mile 37/4 right bank. Owing to the low river in June and a breach in the Naurang early in July the canal could not be run upto F. S. L. till the 25th July. Partly on account of this and partly on account of karia sluices in the upper reaches drawing excessive supply, the tail portion of the canal was practically dry and the lift crop that had been raised on the earlier supply suffered.

30. The Nasrat ex Ghar which takes off from the Ghar dhand above the Ghar mouth carried an excellent supply.

### *Sukkur Canal*

31. The Sukkur canal has two heads—one for kharif called the Rahuja head and the other for rabi called the Old head. The former gets its supply from an old river channel which takes off the river about 15 miles above Sukkur while the Old head takes off directly from the river just above the gorge at Sukkur. The bye-river worked very satisfactorily and gave no trouble whatsoever. Its steady high supply continued practically throughout the abkalani and necessitated partial closure of the Rahuja head regulator for 74 days. The Sukkur main canal was opened on the 1st June 1924 and as the river was then low the supply was deficient. With the subsequent rise of the river however conditions improved and the supply was excellent and the prescribed F. S. L. of 17 feet was maintained on the Shikarpur road bridge gauge for 49 days, against a previous 10 years' average of 35 days. The kharif head ceased to flow on the 19th October and the rabi head was opened on the 7th October 1924.

### *Western Nara*

32. The Western Nara canal was opened on the 16th May, with a gauge reading of 5·8 feet at the head regulator. The supply reached its F.S.L. on the 20th July and remained at and above that level for 37 days, upto 31st August. Owing to the chronic deficiency of water in the tail reaches, a maximum level of 14·3 feet was let down the canal as was done last year, against 12·8 feet, its F. S. L. This helped the flooding of a considerable area of land for rabi. Owing to the abnormally high



river, few rotations were necessary. In spite of heavy erosion at its off-take from the river Gharo B remained unaffected by silt.

33. The set of the river at Western Nara head remained persistently against it, causing heavy erosion at the mouth of the canal. In spite of the fact that the canal was taking its supply from an eroding river, the necessity for opening the reserved mouth near Hamal was not felt. The river also eroded actively opposite the Hamal mouth and carried away Hamal village.

34. As the river has been threatening the Western Nara head regulator and the Gap bund opposite Hamal village, the dangerous situation thus occasioned has been met by the construction of a new loop bund and Nara diversion in rear of the Gap bund.

35. In past years the Manchur overflow has caused much damage to kharif cultivation in the lower reaches of the Nara. An attempt has therefore been made to restrict the supply entering it by bunding up the Charo Wahur, which is its principal feeder.

36. The new feeder to the Western Nara entering it at mile 33 hitherto took its supply from the Kumbrani dhand, which is now practically silted up. This year therefore it was supplied from the Arija dhand, which was cleared and the resulting supply was fairly satisfactory.

#### *Pritchard Canal*

37. The Pritchard canal continues to draw its supply direct from the main channel of the river. There was slight erosion at its head but this caused no trouble. The masonry gap constructed last year has produced excellent results inasmuch as it has obviated the necessity of cutting off surplus water at the head regulator and the resulting silting of the approach channel. The canal was opened on 15th May and ceased to flow on 30th November.

#### *Pinyari Canal*

38. The Pinyari canal commenced flowing on the 16th May and ceased to flow temporarily on the 29th May 1924 when the river fell. It again began to flow with the rise in the river on the 6th June and finally ceased to flow on 15th November 1924. The canal worked well but there was deficiency at the tail, due to excessive draw off in the upper reaches. A large area of cultivation in the upper reaches was damaged as the result of a breach in mile 3/3 of the Mulchand Shahbunder bund. About 3½ lakhs of rupees have been spent on removal of bends in the canal, above and below the head regulator. This has greatly improved the conditions in the upper reaches of the canal. The tail of the canal however still suffers from deficiency of supply.

39. There has been a fall in the revenue earned by this canal. The reasons for this decrease are being investigated.

#### *Baghar Canal*

40. The Baghar commenced flowing on 18th February and finally ceased to flow on 8th December 1924. As reported last year, a head

regulator is under construction over it. Other improvements comprising proper canalization and remodelling of the canal are also under contemplation.

41. As the canal at present yields a return of over 4 per cent. and is thus qualified for being ranked among productive works its transfer to the productive class has been sanctioned and will take effect from 1st April 1927.

#### *Kalri Canal*

42. The Kalri canal commenced flowing on 18th June and ceased to flow on 17th October 1924. It worked well throughout the season. Deficiency was however felt in the tail of Jamwah 36-4 and Allahkhai. Rotations of karias were therefore resorted to.

43. A project for effecting necessary improvements to this canal system is under consideration. A project subdivision has been opened and the field work has been completed.

44. Heavy expenditure on silt clearance and repairs to banks has reduced the percentage of return on this canal and it has been decided to transfer it to the unproductive class with effect from 1st April 1927.

#### *Sattah Canal*

45. The Sattah canal commenced flowing on 21st May and continued in flow till the 15th November 1924, when Kotri read 11.3 feet. It worked excellently during the year under report. Some deficiency is however always experienced at the tail. To remedy this, it is necessary to reduce the sluices of karias in the first 8 miles, which draw off an excessive supply.

(ii) *Works for which neither capital nor revenue accounts are kept.*

46. The following principal works were completed or were in progress during the year under report.

#### WORKS COMPLETED

##### *Karachi Canals Division*

	Expenditure. Rs.
Raising and strengthening B. U. bunds mile 14-5 to 17-7 ..	15,008
Raising and strengthening Mulchand to Rajwah mile 0 to 18-3 ..	10,922

#### WORKS IN PROGRESS

##### *Karachi Canals Division*

Constructing a new loop to Kokawari bund from mile 3-1 to 4-5 .. .. .	26,346
Constructing new loop behind Thahimani Gulel loop ..	19,925
Constructing Sonda Taraki loop behind Sonda Hilaya bund ..	47,925
Raising and strengthening M. Shahbunder bund mile 0 to 14 ..	10,001

##### *Western Nara Division*

Constructing new loop to Abad bund ..	44,350
Raising and strengthening Nara bunds from mile 55 to 69-3 in Pritchard sub-division ..	13,850
Constructing new Abad loop bund and diversion channel ..	99,920

### Ghar Canals Division

	Expenditure.
	Rs.
Raising and strengthening right bank Ghar canal ..	21,506
Raising and strengthening Saidabad Jhalli bund mile 12-5 to 18-4 .. .. .	17,208

### 3—INDUS LEFT BANK CIRCLE

#### (i) Works for which capital accounts are kept

47. The canals in the Indus Left Bank Circle fall under two groups, viz., (a) the Eastern Nara System, (b) canals taking off direct from the Indus.

48. Under (a) are the Nara River, the Jamrao, the Mithrao, the Khipro, the Thar and Hiral canals, all of which, except the Khipro canal, which flows during the inundation only, are semi-perennial. The Thar and Hiral canals are however closed on 1st December every year to save the land under their command from being water-logged.

Under (b) are the Dad, the Nasrat, the Fuleli, the Hassanali and a large number of small canals, all classed as inundation canals. The Fuleli however receives a fair rabi supply.

#### (a) THE EASTERN NARA SYSTEM

##### *Nara Supply channel*

49. The Nara supply channel is an artificial cut 12 miles in length taking off the river on its left bank above Rohri and forming the mouth of the Nara, an ancient course of the Indus. Its discharging capacity is about 20,000 cusecs during high inundation. The Nara river below the channel has no regular banks. As soon as the discharge in it exceeds 5,000 cusecs, the water overtops the banks and touches the flood diversion bund on the east and the hills on the west.

50. The maximum discharge during the abkalani of 1924 was 22,262 cusecs with the maximum gauge reading of 25·2 feet upstream and 24·8 feet downstream on the 9th August 1924 against the maximum discharge of 19,770 cusecs with a gauge reading of 23·3/22·7 feet of the previous year. The minimum discharge of 122 cusecs for the year was observed on the 28th March 1925 for a gauge reading 5·8 feet upstream and 5·8 feet downstream as against the minimum of 263 cusecs observed in 1923-24 on 12th February 1924 for a corresponding gauge reading of 7·6/7·5 feet. The minimum discharge observed on 17th December 1924 was 316 cusecs for a gauge reading of 7 feet upstream and 7 feet downstream, while the same discharge was observed on 31st January 1924 for a corresponding gauge reading of 7·6/7·5 feet thus showing a slight improvement in the channel.

51. During the year Cuts Nos. 1 and 2 were dredged to as low a level as possible, and it is expected that in future the Nara will flow through

these cuts and some appreciable improvement result. Bunds across the old channel were also renewed in addition to the construction of extensive longitudinal groynes above the tenth mile with a view to reducing the channel to its normal bed width and thereby inducing scour of the bed with consequent improvement of the hydraulic gradient. The banks of the supply channel which had been considerably damaged by floods last year were restored to their proper section before the floods of this year.

### *The Nara*

52. The length of the Nara from the end of the Nara Supply channel to the Jamrao head-works is about 96 miles; from the Jamrao to the Thar weir 107 miles and its whole length 264 miles. It commands over 500,000 acres of cultivable land. The area cultivated during the year on the Nara in the Eastern Nara Division was 47,624 acres against 44,661 acres last year and 43,993 acres the average. The inner bunds have now become fairly well consolidated and do not give much trouble except in miles 6 and 8, when to augment the supply in the Thar wah, the down gauge at Makhi is allowed to exceed 14 feet. Clearance was done in the first 10 miles this year, where necessary, to enable more water to pass down when available and to obtain earth for strengthening the inner bunds at the same time. Clearance was also done in 2 miles above Farash, as the bed was silted much above the pavement of the head regulator of the Thar canal. The Makhi dhand, which is fed from the Nara through the Moorhal and Bagdad sang sluices, forms a reservoir for the storage of water for rabi cultivation on the Mithrao canal. These and all other sangs were bunded at the edge of the Nara to prevent losses till the river rose high enough, when the bunds to the Moorhal and Bagdad and Sanhiro sangs were removed and water passed into the Makhi Dhand. These sluices were kept open for about two and half months, but they did not fill the dhand to any extent useful for rabi cultivation as the losses by evaporation and absorption are very heavy. Consequently the dhand was dry again by the end of December.

### *Jamrao Canal*

53. The capital expenditure on this canal during the year amounted to Rs. 18,274 incurred mainly on (1) constructing Executive Engineer's bungalow at Mirpurkhas; (2) constructing new distributaries at miles 103/5 and 113; (3) extension of Mubarak Minor; (4) constructing sluice establishment quarters at 73rd mile Jamrao canal, and (5) additions and alterations to the bungalow at Landhi. The Jamrao canal was closed and the under sluices were opened and the approach channel successfully cleared of silt during the first three days of October 1924. Excepting for this short period the under sluices were kept closed throughout the kharif season and all regulation was done by means of the weir regulator from 8th April to 9th November 1924. The maximum amount of heading up upstream of the weir was greater than in the previous two years. The maximum discharge measured in the Nara above the weir was 12,539 cusecs on 31st August 1924 and the minimum 180 cusecs on 30th March

1925. The area cultivated during the year was 217,982 acres against 226,204 acres last year and 218,932 acres, the average. The area under cotton was high, *viz.*, 128,207 acres as compared with 116,913 acres in the last year and 89,645 acres, the average. There was excellent and timely rainfall in the kharif season but unfortunately it slightly damaged the cotton crop in the Southern Division of the Canal. There was no rain in the rabi season. The total area cultivated under *adhava* crop was 13,920. The kharif area sown was 189,166 acres showing an increase of 9,322 acres over the last year's figure, which was 179,844 acres. The area sown under rabi was 31,885 acres against 46,360 acres of the last year. The fall in the rabi area was due to the water supply being most unsatisfactory throughout and to its practical failure after December 1924.

54. An allotment of new land to the extent of 1,420 acres was made during the year.

### *Mithrao Canal*

55. This is a semi-perennial canal taking off the Nara above Makhi regulator. In spite of the completion of the Makhi right and left bank distributaries, which now supply water to lands above the 9th mile, and relieve the Mithrao of a great drain of water through former direct outlets, the full supply level of 10 feet at the 9th mile regulator (Kanher), which is now required for giving full supply to the 9th mile Right and Left bank branches, could only be maintained by means of rotations. The canal was worked throughout the year in rotations except for a fortnight in August when in consequence of heavy rains there was no demand for water anywhere. This year the highest level obtainable in the Mithrao was, like last year, 14 feet, giving a maximum discharge of only 2,450 cusecs. When modules are constructed on the 30th and 45th mile Left bank distributaries and the 9th mile Right and Left branches work satisfactorily right up to their tails it will be possible to close all direct mouths which are responsible for excess withdrawals and the lower Mithrao will then have a better supply.

56. The Makhi left and Chotiari minor worked satisfactorily up to their tails. The Makhi Right did not work properly and consequently direct mouths for the tail portion had to be allowed as a special case after obtaining from the karia owners an undertaking that they will revert to the distributary again next year.

57. The extension of the 9th mile Right and Left bank branches was completed, but owing to weak banks some of the tail karias had to be given direct mouths from the main canal. Thorough repairs are under consideration and when carried out it is expected these distributaries will also work satisfactorily up to their tails.

58. The Santor minor takes off from the 9th mile left bank branch. At first, banks in the head portions gave trouble, but after repairs were carried out it worked well.

59. The Kandiyari minor takes off from the 9th mile, right bank branch. It worked satisfactorily for the first 3 miles but the tail portion had to be given water from the main canal.

60. The 30th mile left bank distributary was regraded and all sluices reduced to designed discharge ; but as the supply in the main canal was low it could not be given a fair trial and the tail karias had again to be allowed direct mouths. During the year modules have been built and the distributary has worked properly from head to tail.

61. The 45th mile left bank distributary was also regraded and all sluices were reduced. It worked fairly well upto the tail. Since modules have been constructed it works well from head to tail, and there will be no need henceforth for direct mouths.

62. The area cultivated during the year was 107,579 acres, as compared with 102,799 acres in 1923-24 and 92,399 acres, the average.

### *Hiral Canal*

63. The Hiral canal was opened on 3rd May and worked fairly well. The cultivation during the year was 12,208 acres against 12,598 acres in the last year and 13,096 acres, the average.

### *Thar Canal*

64. The Thar canal was opened on 3rd May 1924. Owing to the insufficient supply in the Nara rotations were resorted to on the main canal and water proportionately distributed to all the branches excepting the 3rd and 7th mile distributaries. In the latter cases direct mouths were allowed at their tails. The cultivation during the year was 43,965 acres against 45,213 acres of the last year and 43,794 acres, the average.

### *Khipro Canal*

65. The Khipro canal is purely an inundation canal and commenced flowing on 8th June 1924 with only 1.6 feet of water. As a result of the construction of the weir across the Nara, below the mouth of this canal, the supply was much better though not sufficient owing to the general low supply in the Nara. The canal stands very badly in need of reduction of sluices to make it work upto the tail. The cultivation during the year on this canal was 4,921 acres against 4,031 acres during the last year and 3,326 acres, the average.

## (b) CANALS TAKING OFF DIRECT FROM THE INDUS

### *Nasrat Canal*

66. The Nasrat canal was opened on 4th June and closed on 29th September 1924. Upto 15th June the water supply was very low in the canal but then gradually improved with the rise of the river until 1st August 1924. The river then fell but fortunately rose again very quickly and remained at a satisfactory level upto the 29th September 1924. The supply was equitably distributed by rotations. Assistance was also given to Fatma, when possible, from Naulakhi through Karias, in order to save standing crops, but rains in the end of September proved very helpful. A large

number of temporary wheels were permitted on the berms of the Nasrat to help the cultivation. The Lundi dhand, which feeds this canal, gave much trouble during the inundation. At the beginning of the inundation the water in the river was at an insufficient level to feed it properly ; later owing to erosion of the river, a few hundred feet above the take off of the dhand, a bar formed at its mouth which restricted the supply entering it ; and finally when the river was at its highest level, spill entered from the left bank and caused a heavy deposit of silt in its first 4 miles. The total amount spent on removing this silt was about Rs. 64,400.

67. The cultivation during the year on the canal was 93,187 acres against 82,449 acres in the last year and 80,886 acres, the average. An allotment of 2,259 acres of new land was made on this canal during the year.

### *Dad Canal*

68. The Dad canal was opened on 1st June, when the Bukkur gauge read 5·2 feet, and was closed on 27th November 1924. It worked satisfactorily during the inundation and no rotations were necessary. Owing to the abnormal rise of the river the canal banks gave way in many places, and many artificial cuts were made to minimise the danger and damage to life and property.

69. There was deficiency of supply at the tail of the Mubarak until the water was not required in the upper reaches during rains. The outlets in the first 9 miles of this canal, which used to draw off practically the whole of the discharge to the rice tracts, have been reduced and the canal practically remodelled.

70. The cultivation on the Dad canal, including Ren distributary, during the year was 159,713 acres against 127,810 acres in the last year and 123,228 acres, the average.

71. New land to the extent of 3,706 acres was allotted during the year.

72. The Ren distributary, which takes off from the Dad canal, receives a good supply, when there is sufficiently high level of water in the parent canal, and at other times it gets its share by rotation. On 1st September heavy rainfall caused a breach at mile 2 of the West minor, flooding 300 acres of cultivation before it could be closed.

73. New land to the extent of 421 acres was allotted during the year.

### *Naulakhi Canal*

74. The Mahbat dhand from which the Naulakhi used to take off was eroded by the river last year and the canal now gets a direct supply from the river. The canal was opened on 3rd June and closed on 12th December 1924. The mouth is very favourable and the supply throughout the season was excellent.

75. The area cultivated during the year was 54,416 acres against 49,210 acres in the last year and 47,355 acres, the average.

76. The Dambhro wah was opened on 5th June and closed on 1st November 1924. In the beginning of the inundation the low level of the river gave rise to complaints from the zamindars but later the canal and all its branches got an excellent supply. This canal has been classed under the head 55-A—Irrigation Works during 1923-24.

77. The area cultivated during the year was 17,476 acres against 11,674 in the last year and 13,723 acres in the year 1922-23.

### *Fuleli Canal*

78. This canal worked very satisfactorily. The construction of the new head regulator was completed during the year at a total cost of Rs. 6,65,133 against the estimated amount of Rs. 6,71,720. As the river was at first low the Alipur regulator was regulated from 1st to 7th June and again from 21st to 26th June to give the required full supply level on the upstream of it. The maximum gauge reading on the upstream of the new head regulator was 23·7 feet and on the down stream 18·0 feet. Owing to the river being high and rainfall heavy there was a cut off at the regulator from 15th July to 30th September, *i.e.*, for 2½ months. The gates of the new regulator gave trouble during the inundation. The counter-weight in the balance boxes had to be adjusted three times according to the cut off, and even then when the cut off was great, the lower gates could not be raised. All defects are under investigation with the suppliers. The work of raising and strengthening the banks of the canal was taken in hand in various places. The area cultivated during the year was 433,534 acres against 412,430 acres in the last year and 406,326 acres, the average. The following works were in progress or completed on this canal during the year :—

- (1) Constructing new regulator over Fuleli at Jamshora, (2) raising banks of Fuleli canal from head to mile 34/2, (3) raising banks of Fuleli from mile 34/2 to 46, (4) raising banks of Fuleli from mile 46 to 81/2 and (5) survey of Mehrani Canal project.

### *Hassanali Canal*

79. This canal takes off from the Indus just below the village of Katiar. There was some deficiency of water at the beginning ; and when the river rose very high the banks of the portion of the canal above the head regulator were submerged by spill water. But, on the whole, the canal worked satisfactorily.

80. The area cultivated during the year was 20,289 acres against 18,570 acres of last year and 17,433 acres, the average.

### *Other Canals in Fuleli Canals Division*

81. These canals, which were formerly shown under the head " Works for which only revenue accounts are kept " have now been classed under " 55-A—Irrigation Works ". They worked well as soon as the river rose. When spill from the old Fuleli came into Miano forest, it passed into them



with the result that there was too much water in the branches, which made it necessary to close the Chandan head regulator very tightly for about  $2\frac{1}{2}$  months. There was some deficiency of water at the beginning of the season in the tails of the branches of the Mulchand canal ex Indus, but owing to the breach in the bund lines of the Karachi Canals Division the breach water helped the tail Mulchand branches. The work of surveying this canal is in progress. The cultivation during the year was 33,914 acres.

### *Canals in the Hyderabad Canals Division*

82. The Alibahar Kacheri, the Great Marak, the Nasirwah, the Sarfrazwah, the Gharo Mahmudo and the Kari Shumali have been transferred to the head '55-A—Irrigation Works', as stated last year. All the canals worked satisfactorily, except the extreme tail of the Sarfraz canal, which had no water until there was heavy rainfall on 31st August 1924. This is mostly due to extension of cultivation in the upper reaches. The cultivation in the whole of the Hyderabad Canals Division, excluding that on the Ren Distributary, for the year was 285,067 acres against 262,595 acres in the last year and 259,348 acres, the average.

#### *(ii) Works for which neither capital nor revenue accounts are kept.*

83. The Mehrab and "Other canals" in the Nasrat Canals Division and the Renwah and "Other canals" in the Hyderabad Canals Division, worked well.

## 4. PROTECTIVE EMBANKMENTS

### *River bunds*

84. The maximum gauge readings recorded at important places along the Kashmore bund, viz., 1,896 loop 4th mile, Tori bund mile  $7/3$ , Haibat bund mile  $10/5$  and Gouspur loop mile  $0/0$ , were 10·80, 10·90, 10·20 and 8·60 feet, respectively. Owing to the sudden in-flow of water from Jaho Kumb, the new Tori cross bund gave way. In consequence of this, the Gouspur loop became the front line of defence. All the pumps were working continuously in order to keep the trench water-level above the flood level. The staff had a very anxious time throughout the whole abkalani. There were many leaks in the main bunds but they were promptly closed and refilled by the abkalani establishment. Active erosion against the bund opposite miles  $3/0$  to  $3/6$  and  $4/6$  continued and the minimum ordinate is now 152 feet at mile  $4/6$ .

85. The water touched nearly the whole length of the bunds in the Shikarpur Canals Division. Many leaks occurred in the Sukkur Begari bund, but all were promptly closed by the establishment. The Naich and Flood diversion bunds breached at many places. The latter breached in 6 different places within 9 miles of the commencement of the bund. The largest of the breaches developed to a width of about 1,300 feet and the smallest was 400 feet wide.

86. In the Ghar Canals Division there was water against the entire bund line except in the first 2 and the last 4 miles. Owing to the sudden rise of water against Saidabad Jhalli bund, as many as 25 leaks occurred, but all were successfully closed. River erosion was moderately active opposite the Mitho Phulu bund, just above the Fordwah, from June to August, but during the maximum height the river changed its course and entered one of its old courses, 6 miles nearer to the right bank just below the Ghar mouth. The Agani bund also stood well against the high inundation.

87. The length of the river bund in the Western Nara Division is 101 miles. Owing to the abnormally high inundation, water touched the whole length of the bund. There was also heavy river erosion opposite the Gap and Abad bunds, the river being only 1,000 feet from the bund and in a state of fair activity. Two breaches occurred at mile 76, opposite Dadu, and at mile 89, near Talti. The breach opposite Dadu was closed immediately, while that near Talti stopped flowing automatically.

88. In the Karachi Canals Division a line of bunds runs along the right bank for a length of 57 miles and along the left bank for 94 miles. The bunds withstood the high pressure of the river water well, except for six breaches. The last breach in mile 3/3 of Mulchand Shahbunder bund was the most serious one and caused considerable damage to crops in Mirpur Bathoro and Jati talukas.

89. The total mileage of bunds in the Nasrat Canals Division is 15 miles. They all stood the water pressure well. The banks of Suhaganwah and Herbertwah have been raised and strengthened during the year to prevent flooding and damage to standing crops.

90. Saidachar and Ren bunds are the only bunds in the Hyderabad Canals Division in the Sakrand taluka. The Ren bund is  $3\frac{3}{8}$  miles in length and the Saidachar bund is 3 furlongs 420 feet long. The bunds were wetted and patrolled by the establishment and no breach occurred.

91. Owing to the extraordinary high inundation the bunds in the Fuleli Canals Division were also subjected to abnormal conditions. These conditions started from end of July 1924. Great anxiety was felt owing to high winds causing heavy wavewash, which damaged the exposed portions of Jamshora, Malh and Hajipur bunds, from the end of July till end of August. The situation was critical as owing to the breaches in the Ghallian and Jamshora front bunds the two loop bunds had to be depended upon and held at all costs. Five breaches occurred, *viz.*, two in Hajipur bund, one in Jamshora bund and two in the Ghallian bund.

92. One breach occurred on 14th August 1924 through the sand hills towards the southern end of the Jamshora front bund, where there is a loop bund behind. The breach was 50 feet wide and finally widened to 80 feet. Endeavours were made to close it but owing to the breach being in pure drift sand the stakes would not hold, and as the available local labour together with the convicts working on the breach was insufficient further attempts to close it were abandoned. All labour and establishment was then placed on the Malh, Jamshora front and loop bunds. About

5 small villages and 300 to 400 acres of cultivation were submerged and destroyed. A good rabi crop was however cultivated on this area.

93. The breaches which occurred in the Ghallian bund on 16th August, were caused by the river spill water breaching a bund made by zamindars to protect their cultivation. The ground in front of the Ghallian bund being low the water rushed against the Ghallian bund and caused 2 breaches of 50 feet and 150 feet, respectively. There being no labour available and the water through the breaches being 10 feet deep these could not be closed. All available labour was employed on maintaining the loop bund which remained intact. No damage was done to crops, etc. The remaining two breaches were closed.

## 5. INDUS RIVER COMMISSION

### *Indus River Commission works and their classification*

94. The expenditure on the works including surveys, carried out under the direct supervision of the Chief Engineer in Sind during the year under report were charged to "15—Other Revenue Expenditure financed from ordinary revenues—Works for which neither Capital nor Revenue Accounts are kept".

### *Survey of the Indus*

95. The river Indus from 16 miles above Kashmor to the bifurcation at its delta and the portions of the two branches below the point of bifurcation, *viz.*, first 21 miles of the river Hydri and the upper 27 miles of the river Uchito were surveyed and plotted. The total length of the traverse survey done during the year was 1,033 miles as against 895 miles last year.

### *Demarcating of district and Khairpur State boundaries*

96. The work of demarcating district boundaries has been carried out in a length of 45 miles. The gaps near Sita and Dadu left out last year were also finished and the whole work completed. Besides this the inspection of Khairpur and Bahawalpur boundary rails was carried out and some of the midstream points of the boundaries were also fixed.

### *Bund surveys*

97. The work of surveying bunds on both banks of the river from a point  $3\frac{1}{2}$  miles above Kashmor down to the bifurcation of the river Indus in Karachi District was done this year. The total length of bund surveys was 570 miles.

### *River gauges*

98. The usual observations of Indus river discharges and gauge readings at Mithankote, Sukkur and Kotri were made daily during the year except at Mithankote where, owing to a very strong current, observations were not possible from 18th July to 18th August 1924.

99. Gauge readings of the river were taken twice a day at 2 stations, daily at 9 stations, twice a week at 4 stations and weekly at 6 stations.

100. The maintenance of the gauges is necessary for the purpose of fixing the high flood levels to be adopted for the river embankments, recording the changes in the level of supply at canal mouths and observing any permanent change in the water levels of the river. The automatic gauge recorder at Bukkur worked satisfactorily.

### *Scientific works and discharges of the Indus*

101. The results of the discharge and other special observations made will be published in the Indus River Commission records. The total monthly discharge at Sukkur during the inundation season and the maximum, minimum and average discharges of the year compared with the results of the previous four years are as follows :—

Month.	1920-21	1921-22	1922-23	1923-24	1924-25
	Cusecs.	Cusecs.	Cusecs.	Cusecs.	Cusecs.
June .. ..	6,452,000	5,377,740	9,971,573	7,030,265	5,452,253
July .. ..	15,422,000	9,297,557	13,219,431	9,535,084	13,828,033
August .. ..	14,506,000	14,623,091	14,413,531	15,129,163	17,430,248
September .. ..	4,793,000	7,762,473	11,603,767	8,799,072	10,656,104
Total .. ..	41,173,000	37,060,861	49,208,302	40,493,584	47,366,638
Average discharge .. ..	337,485	303,777	403,347	331,915	388,251
Maximum discharge .. ..	626,406	605,278	591,797	633,466	706,075
Minimum discharge June to September .. ..	102,600	96,869	168,815	114,528	106,425
Minimum discharge observed throughout the year .. ..	22,532	35,894*	32,449	30,076	30,330

\*The figure as reported for 5th February 1922 has been adopted and is different from that mentioned in the Report for 1921-22 as occurring on 10th December 1921.

The discharge observations of the Indus at Mithankot below its junction with the Chenab were also taken as in the previous year.

### *Fleet*

102. S.L. "Madge", "Witch" and "Ethel" were repaired and new boilers were fitted in S.L. "Madge" and S.L. "Ethel".

### *Extensions and Improvements and Special Repairs*

103. The estimated cost of works under these heads sanctioned or approved during the year 1924-25 by the Indus River Commission for execution by the Executive Engineers and by the Commission is as follows :—

Division.	Extensions and Improvements.	Special Repairs.	Total.
<i>Indus Right Bank Circle.</i>			
	Rs.	Rs.	Rs.
Ghar Canals Division .. ..	7,593	....	7,593
Begari Canals Division .. ..	63,221	1,19,211	1,82,432
Shikarpur Canals Division .. ..	553	....	553
Western Nara Division .. ..	40,866	1,67,093	2,07,959
Karachi Canals Division .. ..	5,67,971	6,22,347	11,90,318
Total ..	6,80,204	9,08,651	15,88,855
<i>Indus Left Bank Circle.</i>			
Hyderabad Canals Division .. ..	1,600	....	1,600
Nasrat Canals Division .. ..	520	....	520
Fuleli Canals Division .. ..	1,09,997	....	1,09,997
Total ..	1,12,117	....	1,12,117
<i>Indus River Commission including Indus River Gauging Division.</i>			
Karachi Buildings Division .. ..	11,931	....	11,931
Shikarpur Canals Division .. ..	22,141	....	22,141
Total ..	34,072	....	34,072
Grand Total ..	8,26,393	9,08,651	17,35,044

*Works under the direct control of the Indus River Commission*


104. The total expenditure incurred and accounted for by the Indus River Commission was :—

	Rs.
Works .. ..	8,170
Establishment .. ..	88,245
Repairs .. ..	26,504
Tools and Plant .. ..	23,951
Grand total ..	1,46,870

*Erosion*

105. Heavy erosion of the right bank of the river in the Western Nara Division opposite Gharo B of New Akil mouth and in the Ghar Canals Division opposite Fordwah mouth which started last year has continued. A loop bund behind Gap bund at the head of Abad bund was sanctioned at an estimated cost of Rs. 1,67,093 during the year.

106. In the Karachi Canals Division erosion was very heavy near Sonda Hilaya bund and the bund was finally eroded. Sonda Taraki loop was taken in hand during the year behind this bund, its estimated cost being Rs. 2,04,554. There was erosion near Gulel Thahimani bund on the right bank where new Thahimani Abad loop estimated to cost Rs. 1,04,045 was also taken in hand. Erosion has also been active opposite miles 3/1 to 4/5 of Kokawari bund on the left bank. New Kokawari loop commenced last year was completed.



Eucyrus dragline excavator with 155 feet boom starting excavation at the Rohri Canal at Rohri.

107. In the Shikarpur Canals Division erosion opposite Ghari Adushah village on the right bank along Sukkur Begari bund miles 16 to 17/4 and opposite miles 26/7 to 28/2 opposite Loi bungalow still continues, but the section is protected by a double line of retired loops.

108. In the Begari Canals Division the heavy erosion opposite 1896 loop of Kashmor bund on the right bank continues. The emergency loop constructed last year was extended to maintain intact the double lines of river bunds in this Division.

## 6. LLOYD BARRAGE AND CANALS CONSTRUCTION

109. The year under report is the second "preliminary" year for the execution of the Lloyd Barrage and Canals Scheme and like the first year was devoted to the detailed surveys, levelling, aligning and designing of canals, acquisition of land, preparation of detailed plans and estimates for works and buildings, and indents for plant, construction of buildings, service roads, railways, sheds, erection and housing of plant and opening up of quarries on both banks of the river.

110. The whole scheme is divided for the purposes of this report into four sections—

- (1) Right Bank canals.
- (2) Left Bank canals.
- (3) Eastern Nara works.
- (4) The Barrage.

111. The Right Bank canals are in charge of the Superintending Engineers, North-Western and Western Circles. They comprise (a) the North-Western Perennial canal and its branches, (b) the South-Eastern Perennial canal and its branches and (c) the Central Rice canal and its branches.

112. The Left Bank canals consist of the Rohri canal and its branches and the two Khairpur feeders, East and West, and are in charge of the Superintending Engineer, Rohri Canal Circle.

113. The Eastern Nara Works consist of the Eastern Nara, Jamrao, Mithrao, Thar and Hiral canals and are in charge of the Superintending Engineer, Eastern Nara Circle.

114. The Barrage with the river training works and the head works of the main canals, is in charge of the Superintending Engineer, Lloyd Barrage Circle.

### *North-Western and Western Circles*

115. The preliminary works such as surveys and lining out, jungle cutting, nicking out the centre line of canals, preparing service paths and putting boundary lines, etc., were completed. Owing to change in final alignments, several alternative lines had to be reconnoitred and surveys made with a view to avoid impassable sand hills, burial grounds and villages and such like impediments. With the exception of some portion of the Central Rice canal, the best and cheapest alignments of the North-Western and South-Eastern Perennial canals were finally settled, lined out on the ground and permanently located by a centre line. Similarly the alignments of branches ex. the main canals were approved and located on the ground. It has also been decided to start immediately and complete the Central


Rice canal within six years from date instead of in ten years provided in the project programme.

116. Detailed information regarding discharges and gauge readings of the Begari and its branches was collected and calculations were worked out to see whether the existing discharge of the Begari canal, as it exists with a proper distribution of water, was sufficient to supply the area commanded by the proposed Begari rice branch and thereby save the cost of construction of the branch ex. the Central Rice canal. The Johi branch of the South-Eastern Perennial canal was realigned so as to limit the depth of water above ground level at the crossing of the main valley to 10 feet against 16 feet provided in the project.


117. With a view to formulating proposals for dealing with hill floods, due to rainfall, the Gaj, Shal, Angai, and Naung *nais* were inspected and calculations are being made to find the capacity of the Munchar lake with varying rainfall and discharges of canals flowing into it from the Indus. The gauge readings and records of rainfall for the last 12 years were collected and zeros of all gauges checked and a rain gauge fixed in the Kohistan hills. Calculations to determine the width and depth of the channel required to drain the Munchar are in hand for varying levels of the river and the Munchar lake. Similarly arrangements were made to take discharge observations of the various *nais* affecting the tract commanded by the Khirtar branch of the North-Western Perennial canal below mile 39, which is exposed to floods from hill streams to its north, and the area about 400 square miles was surveyed.

118. Investigations were made for the irrigation of the area of the present Sukkur canal which will be cut off by the Right Bank canals, and the details for the area of each survey number in all the dehs were collected. Good progress was made with the acquisition of land for main canals and branches and the preparation of land plans for distributaries are in hand. Bench marks on the wells selected for subsoil observations were connected with G. T. S. bench marks and observations in connection with the subsoil water taken. Good progress was made with the construction of buildings and with a view to effecting economy a detailed survey of the existing Public Works Department buildings was made and this has reduced the building programme to the minimum commensurate with requirements. Orders for the first batch of four large Ruston dragline excavators for the excavation of the canals in the North-Western Circle were placed by the High Commissioner for India. After the parts of them had arrived the erection of the machines was satisfactorily completed at Bagarji during the year. The machines were taken over the North-Western Railway and crossed the Sukkur canal on a temporary bank without interfering with the flow of the canal. The water supply and light railway materials and workshop appliances were ordered and received and about eight miles of light railway and one mile of pipe line were laid. The temporary buildings required for the establishment of the dragline excavators and the preliminary arrangements for canal excavation of the North-Western Perennial canal were completed and the actual work of excavation in the canal has been taken in hand and is making good progress. Two tube wells for supplying water to the machines were completed.





Two of the class 300 Ruston and Hornsby dragline excavators.  
(Length of booms 155 feet each.)



**Ruston Hornsby dragline excavators with 155 feet booms at Bagarji.**

119. In the Western Circle the excavation will be carried out partly by manual labour and partly by mechanical excavators and for those lengths of canals where machines will be employed calculations were made to determine the sizes of the dragline excavators required and orders for the necessary machines have been placed through the Director General of Stores. For the excavation of branches and distributaries orders were placed for seven 30-B and 50-B Bucyrus dragline machines with varying sizes of booms. For the proposed Begari remodelling scheme, 20 years' cultivation figures and other details for about 200 dehs were collected. The work of contour survey and preparation of a project for remodelling the Begari canal is in progress.

### *Rohri Canal Circle*

120. The rapid and final survey of the Rohri canal with the Nasir, Hyderabad, Hala, Dad branches with distributary was nearly completed. Similarly the detailed survey of the Nasir and Sehra branches, Escape No. 1 and Khairpur feeders and also the rapid survey of Escapes Nos. II and III were completed. The contour survey of the area commanded by the Rohri canal and the additional area in the Tando Bago taluka and of the land lying between the old and the new Fuleli was completed. The full supply levels of the main canal were decided and the final alignments of the main canal and most of the branches and the general alignments of all distributaries were approved and the design of channels was taken in hand. Good progress was made with the acquisition of land for the main canal and many of the branches and distributaries. Land widths for a large portion of the main canal, and for Nasir, Hala and Hyderabad branches were settled and demarcated on the ground and land statements for the remaining portions of the main canal, branches and distributaries were sent to the Revenue officer. A number of inspection bungalows, rest houses and sub-divisional offices was completed and satisfactory progress was made with those under construction including bungalows for the Chief and Superintending Engineers at Karachi. Plans and estimates for the remaining buildings were sanctioned and the works let out on contract.


121. Of the four large and three small dragline excavators for this Circle parts of the Bucyrus machines arrived in August 1924 and those of the Ruston type in September 1924. Of these, two large and two size 20 Bucyrus machines were assembled at Rohri, two large Rustons at Mehrabpur and one size 20 Bucyrus at Oderolal. The first 320 class Bucyrus machine which was named 'Wilson Bahadur' after His Excellency Sir Leslie Wilson, Governor of Bombay, was erected during the year under report and started excavation. The second machine of the same class moved out of the erection pit on 31st March 1925. Of the three 20 class Bucyrus machines two have been erected and are complete except for hutting and the third was ready to work from 1st April. Of the two 300 Ruston dragline excavators the first machine was completed, installed and moved to within 1,000' of the canal line at the end of the period under report and has since commenced excavation. The second was just behind and following it up. Light railway materials and workshop

appliances were ordered and received and railway line laid both at Rohri and Mehrabpur. Temporary buildings for the establishment of the dragline excavators were constructed and tube wells for supplying water to the machines were sunk.


122. Bed stones were fixed along the centre line of the main canal, branches and distributaries. The work of constructing bench marks near wells for subsoil water level observations was completed. The close investigation survey has indicated the necessity for several deviations in the Khairpur State to avoid grave-yards, mosques and large villages. Elsewhere by making certain changes a better and cheaper alignment has been found. Owing to floods on the left bank of the Indus last year, the Indus River Commission has sanctioned the construction of flood embankments and the area commanded in the Nawabshah District will be reduced by the construction of these bunds. Contours have now shown that it would be possible to irrigate an additional area 114,000 acres of land in the Tando Bago Taluka from the Rohri canal.

#### *Eastern Nara Circle*

123. The contour survey of the tract commanded by the Eastern Nara System completed in 1923-24 was plotted and the contours developed. The plotting of survey and levelling of the Mithrao and its branches carried out during the last year were completed and longitudinal sections were taken and plotted. The cross sections of the Nara were taken at every 2,500 feet from the 12th mile to the 50th mile in order to compare the state of the channel with that of the previous cold weather. The alignment of the Khipro canal and Samarjo branch was practically completed and the centre line was nicked out. The land to be taken up for the Khipro canal was marked out on the ground and land plans for the first 16 miles were prepared. The surveying, levelling and nicking out of the Nabisar branch and its distributaries were completed. Similarly the surveying, levelling and nicking out of the Naokot branch in a length of 48 miles was completed and the collection of figures of cultivated and uncultivated areas on the Nabisar and Naokot branches and of their distributaries was in progress. The survey of the distributaries ex Thar canal was completed. The 'sangs' taking off from the Nara river were surveyed, double levelled and plotted and cross sections taken at every 1,000'. Similarly the flood diversion bund was surveyed and double levelled throughout its present length of 30 miles and levelled up to a point beyond which the sand hills are continuous down to the Jamrao head in a total length of 60 miles. Cross-sections of the bund were taken at every 500' with east and west lines between 10 and 30 miles, surveyed and levelled in order to obtain an idea of the waterway available for floods passing over the east side of the bund. Surveys and levelling of the flood diversion bunds from Makhi to Farash were also in progress. The bungalows for the Executive Engineers at Mirpurkhas were nearly completed while good progress was made with a number of other bungalows and also with the work of containing banks along the Nara from Jamrao head to Makhi weir. One-third of the work has been let out on contract and the remaining will be done by two small 30-B type Bucyrus dragline



Excavating Khipro Canal with Diesel driven Bucyrus dragline excavators.



Excavating Khipro canal with class 30-B Diesel driven Bucyrus excavator mounted on caterpillars.  
(Length of boom 40 feet.)

machines. This will be a most interesting experiment as these machines will compete directly with manual labour under identical conditions. They will also be the first excavators with internal combustion engines to be used in India. If they prove successful, they will help greatly to solve the problem of the excavation of the smaller canals in isolated places or in localities where water is scarce or unsuitable for boilers.

124. Good progress was made with the erection of the two 30-B dragline excavators, which have since started actual work. Gauges were fixed along the Nara and wells for the observations of subsoil water levels were selected at suitable intervals and connected with the nearest G. T. S. Bench marks. Plans and sections of the 'sangs', the flood diversion bund and the east and west lines were plotted and estimates were prepared for the whole of the containing banks and for the necessary working of the Nara in the upper reaches. Land plans were prepared for land required in British territory and negotiations were instituted with the Khairpur State for land acquired in that State. Investigations were carried out to ascertain the discharge figures, gauge readings and other flood records in connection with the protection of the Nara from floods.

### *Lloyd Barrage Circle*

125. The works in this Circle may be summarized under the following heads :—

- (1) Land.
- (2) Township, including water supply.
- (3) Other works.
- (4) Railways and quarries.
- (5) Plant.

126. *Land*.—Nearly the whole area required for guide-banks, township, works yards, quarries and canals, except the portion of the proposed Nara supply channel lying outside the general works area on the left bank, was taken over.

127. *Township*.—On the right bank the 18 officers' bungalows and 265 sets of quarters of all types to provide residential accommodation for the various grades of officials employed on the works were nearing completion and most of the buildings have been occupied.

128. The construction of establishment and menial quarters has been started.

129. Two large store sheds were built on the right bank for storing building materials and spares for machinery, and one on the left bank is under construction.

130. *Other works*.—Guide-banks were completed on both banks of the river. The right upstream guide bank forms the main approach road to the township and works area. The river slope is faced with stone pitching. The left upstream guide-bank is required at present for railway communication between the quarries and the barrage.

131. *Railways*.—Broad gauge tracks were laid in a length of 23 miles on the right and left banks of the river to connect the quarries with the

works-yards and barrage wharves. Similarly a total length of 10 miles of light track (2' gauge) was laid on the two banks of the river to carry materials, stone, sand, cement and light parts of plant, either direct from quarries or from broad gauge tracks to works under construction. High service tanks were erected on both banks of the river for supplying fuel and water to locomotives and works.

132. *Quarries.*—These have been opened for the supply of stone for lime burning, rubble stone, metal and pitching stone on the right bank, while on the left bank the cut stone quarry was being cleared of overburden, the latter being used for pitching stone, road soling, buildings, etc., as required. Large air compressors have been installed at two important quarries and at one of these pneumatic drills are working under the pressure obtained from a portable compressor pending the removal of overburden to make room for a greater number of drills, which will make the running of the large compressor an economical proposition. Magazines have been built and wells for water supply sunk. A stone crusher has been installed on each bank to crush stone into metal. A large quantity of rubble was quarried to meet the demand for the works in progress.

133. *Plant.*—Numerous items of special plant and machinery were purchased during the year through the Director General of Stores, London, and the Chief Controller of Stores, Simla, and fully equipped workshops on both banks of the river were under construction, where every kind of repair work, except the very heaviest class, can be carried out. Pending the completion of the main workshop on the right bank a temporary workshop has been started in the carpenter's shop and is carrying out a great deal of useful work. The power house plant for supplying electrical energy to works and township buildings was in course of construction and the first power unit will be erected shortly.

134. Experiments were made on the most efficient way for manufacturing artificial hydraulic lime. Observations for subsoil water levels on the right bank of the Indus were continued.

### *General Items*

135. Telephones were installed on both banks of the river at the Barrage area to facilitate execution of works and also along the lines of the proposed canals and branches on the right and left banks. A trunk telephone line was opened by the Telegraph authorities between Sukkur and Karachi *via* Hyderabad on a yearly guarantee for a period of five years.

136. Dispensaries were opened in charge of Sub-Assistant Surgeons in the works area on the right and left banks and in the quarries in the Barrage zone and the Civil Surgeon, Sukkur, was appointed Chief Medical Officer, Lloyd Barrage and Canals Construction. Dispensaries were also opened at Mehrabpur and Bagarji for the treatment of workmen engaged on the dragline excavators. A touring medical officer of the rank of an Assistant Surgeon has since been appointed to supervise the work of the dispensaries in the Lloyd Barrage and Canals Construction jurisdiction.



137. During the period under review the works at Sukkur and Rohri were visited by His Excellency Sir Leslie Wilson, Governor of Bombay, in December 1924, and by the Honourable Members, Finance Department and General Department, in November 1924.

### 7, MISCELLANEOUS

138. No levelling or topographical survey was carried out by the Survey of India Department during the year.

#### *Plantations*

139. Existing plantations on canals and bunds were well cared for. New trees were planted in some divisions and are thriving.

#### *Irrigation of Cotton*

140. No Egyptian cotton was sown in the Indus Left Bank Circle during the year. The following table shows some details regarding the waterings given to indigenous cotton :—

Name of Division.	Lift lands.		Flow lands.		Date of last watering.
	No. of waterings.	Intervals between.	No. of waterings.	Intervals between.	
Hyderabad Canals	7 to 9	....	....	....	10th Oct. 1924.
Fuleli Canals	5 to 8	10 to 20 days.	....	....	2nd Oct. 1924.
Eastern Nara	....	....	5 to 7	....	Between 2nd Oct. 1924 and 15th Oct. 1924.
Northern Division Jamrao Canal.	7 to 8	....	6 to 12	....	Flow between 11th Oct. 1924 to 6th Dec. 1924 and lift between 27th Sept. 1924 to 22nd Nov. 1924.
Southern Division Jamrao Canal.	6 to 10	....	6 to 8	....	Flow between 20th Sept. 1924 to 1st Nov. 1924 and lift between 28th Nov. 1924 to 6th Dec. 1924.

### III—Deccan and Gujarat

#### I. NORTHERN CIRCLE

##### *General Remarks*

141. The monsoon commenced by the middle of June and lasted till the end of September. The rainfall though fairly good for dry crops was not sufficient for filling the reservoirs and tanks, as there was very little run-off.

##### (i) *Works for which capital accounts are kept*

##### *Hathmati and Khari Cut Canals*

142. The rainfall gauged at Ahmedabad and Prantij during 1924-25 was 23·92 and 30·36 inches against the average of 27·63 and 28·79 inches, respectively, for the last 30 years, including the year under report.

143. There were floods in the Hathmati river on the 8th and 28th July and on 1st September, when the water level rose for a few hours only to 1·10, 1·50 and 1·95 feet, respectively, above the Hathmati weir crest. The rainfall at Himatnagar was 1·10 inches measured on 7th July and 3·02 inches on 25th July and 3·20 inches on 1st September. No damage occurred to the canal or the head-works as the floods were of low intensity and lasted only for a short time.

144. The Hatmati canal was opened on 8th July and the surplus water was let down the Bokh feeder into the Bokh reservoir, which could be partly filled up to R. L. 338·40. The capacity at that level being 260·56 mcft., the whole of it was made available for irrigation on the Khari Cut canal and the Khari sluices. The maximum discharge of the Hathmati canal was 408 cusecs on the 1st September and the minimum 22 cusecs on the 22nd August. From the month of January the discharge having dropped below 23 cusecs the canal was run intermittently after impounding water in the tank above the weir.

145. The area irrigated on the Hathmati canal during the kharif season was 44 acres, inclusive of 2 acres hot weather crops, and the utilised discharge was 21 cusecs, which gives a duty of 2 acres per cusec, a very low result due chiefly to the heavy leakage losses that take place in the first nine miles of the canal on account of the extreme porosity of the soil. The average (Kharif 122 days) discharge admitted into the canal was 132 cusecs. The remaining supply of 111 cusecs (21 cusecs being utilised for Kharif crops on the Hathmati canal) was diverted to the Khari Cut canal through the Bhujwa channel and the Bokh reservoir. In the rabi season 343 acres were irrigated by canal water after the kharif crop was reaped.

146. The Chandola tank, which is fed by the Khari Cut canal taking off from the weir at Raipur on the Khari river, filled once during the year and the water was utilised for irrigating kharif and rabi crops.

147. During the year the rainfall was not sufficient for rice cultivation and the Khari river was not in good flood, as it usually is, and gave discharges of 226 cusecs and 9 cusecs on the 11th October and 18th November,

respectively. The progress of transplantation was restricted from the beginning of the monsoon, as the cultivators depended on good early rainfall to complete their operations. However the last flood in September brought about some improvement. The rainfall was not evenly distributed. The total monthly precipitation was 1·93 inches, 10·31 inches, 5·08 inches and 5·68 inches during the months of June, July, August and September, respectively. There were two daily observations over 2 inches, the maximum being 4·43, registered on 28th July. Every possible endeavour was made to distribute water economically so as to protect the early transplantation. As there was very little irrigation on the Hathmati canal during the kharif season, the Hathmati water was brought down through the Bhujwa channel and the Bokh reservoir, but it was not given before 15th September except on Chandola tank, where it was let out after the 1st September. The demand for water was great, but by judicious distribution the crops were saved and gave an average yield of over 12 annas.

148. The area irrigated in the kharif season was 3,569 acres. The average discharge of the canal at Raipur was 63 cusecs, which gives a duty of 56·65 acres per cusec, a very satisfactory result considering the peculiar conditions that prevailed during the season. In the rabi season 43 acres were irrigated by canal water after the Kharif crop had been reaped. Remission of Rs. 139 and Rs. 842 were granted during the year on account of failure of crops and usual himayat deduction out of a total gross revenue of Rs. 29,535.

149. The total area irrigated and the gross assessment on the Hathmati and Khari cut canals during the year were 3,999 acres and Rs. 34,946 against 8,881 acres and Rs. 51,555, the average.

#### *Tanks in the Kaira Collectorate*

150. The area irrigated and gross assessment on the Wangroli, Tranza Nagrama, Savli and Saiat tanks compare with the average of the triennium ending 1923-24 as shown below :—

Name of tank.	1924-25.		Average of the previous three years.	
	Area irrigated.	Gross assessment.	Area irrigated.	Gross assessment.
	Acres.	Rs.	Acres.	Rs.
Wangroli .. ..	448	{ 2,228 2,100*	925	3,686
Tranza Nagrama .. ..	3	1,501	27	1,248
Savli .. ..	1,029	4,172	1,386	5,046
Saiat .. ..	172	1,451	384	2,020

151. All the tanks in the Kaira District filled partially except the Tranza Nagrama, which remained empty. Though the rainfall was normal the tanks did not receive sufficient replenishment, as the showers

\* Proceeds of the sale of water for filling the Gombi tank.

were not of such intensity as to give a good run-off. There was also no surplus water of the previous year in any of the tanks when the monsoon set in owing to deficient rainfall during that year.

152. The storage of the Wangroli and Savli tanks was utilised in irrigating the kharif and rabi crops consisting mainly of rice, wheat, gram, etc., and that of the Saiat tank for the kharif crop, *i.e.*, rice crop only, there being no rabi irrigation under it. Fourteen million cubic feet of water was let out from the Wangroli tank to fill the Gomti tank at Dakor at the request of the Dakor Municipality for domestic use. A little lift irrigation was done in the kharif season from the well in the bed of the Tranza Nagrama tank. All the above tanks were maintained in good condition at a cost of Rs. 15,830.

#### *Futelao Tank*

153. The Futelao tank at Nanikharaj, in the Panch Mahals, did not fill to its full supply level as the rainfall was not of much intensity throughout the season. The rainfall measured at the tank during the year under report was 28·50 inches. The total run-off received into the tank was only 4·28 mc ft. against 56 mc ft., its total capacity. The storage of the tank was utilised for irrigating the fields round about it. There was no irrigation in the kharif season, but the area irrigated during the rabi season was 74 acres against 37 acres of the previous year. The increase in irrigation was due to the demand for the rabi crop for which the available supply was let out. The miscellaneous receipts including tank bed cultivation, etc., amounted to Rs. 84, and the tank as well as the canals were maintained in good order during the year at a cost of Rs. 1,397.

(ii) *Works for which capital accounts are not kept*

#### *Khari Sluices*

154. As the rainfall at the source of the Khari river was of low intensity throughout the monsoon months, there were only two small floods in it, one at the end of July and the other in the beginning of September. The Khari water was allowed to run for the Kalambandi villages upto 19th August, after which date the river ran dry. On the 1st of September the Khari river was in flood and the flow reached Pinglaj, but it lasted for only two days, after which the Bokh water was given and the transplanted area in the Kalambandi villages was thus saved. Naika reservoir at Chanindra was filled to a gauge height of 6·5 feet against F.S.L. gauge height of 10 feet, while the Bherai and Goblaj reservoirs were practically empty.

#### *Muvalia Tank*

155. The Muvalia tank filled to its full supply level and the waste weir worked for about a week with a height of 3" to 4" of water over the crest. There was very little demand for water in the kharif season as there was ample rain in the beginning and end of the season for maize, which is the principal crop and which does not require much water. The area irrigated during the kharif season was 45 acres against 72 acres of

the previous year. The decrease in irrigation was due to less demand of water as stated above. In the rabi season too, people were not in need of much water and the demand for it was less than that in the previous year, which was a year of comparatively scanty rainfall.

156. The area irrigated by the tank in the rabi season was 494 acres against 1,042 acres of the previous year. The decrease of 548 acres was due to good rainfall and consequent less demand for water. The tank is of great importance as a protective work in the years of drought followed by a year of good rainfall when the tank gets filled to its full supply level.

157. The total area irrigated during the year was 539 acres and the gross assessment Rs. 1,742 against 898 acres and Rs. 2,868, respectively, the average of the last three years. The miscellaneous revenue realised for this tank, including tank cultivation, etc., was Rs. 802. The tank, dam, canals and distributaries, etc., were maintained in efficient state at a cost of Rs. 4,443.

### *Old Tanks*

158. Improvements to two tanks in the Ahmedabad Division and eight tanks in the Kaira and Panch Mahals Division and repairs to nine tanks in the Ahmedabad, sixteen tanks in the Kaira and Panch Mahals, and twenty-two in the Surat and Broach Divisions, were executed during the year at a total cost of Rs. 10,803 and Rs. 37,831, respectively.

159. During the year the following important works were in progress.

1. Improvements to the Timba Tank at Harsol, Taluka Prantij, costing Rs. 2,588.
2. Improvements to the regulator across the Shedi river at the tail of the L. B. Canal of the Wangroli tank, Taluka Thasra, costing Rs. 2,000.
3. Improvements to the regulator across the Shedi river, near the tail of the Bhalada High level canal of the Wangroli tank, Taluka Thasra, costing Rs. 1,497.
4. Improvements to the Phudsar tank at Lasundra, Taluka Kapadvanj, costing Rs. 51,854.
5. Improvements to the tank at Pania, Jhalod Mahal, costing Rs. 2,057.
6. Repairs to the Bai tank at Kanera, Taluka Matar, costing Rs. 2,378.
7. Special repairs to the Ratnagar tank at Savli, Taluka Kapadvanj, costing Rs. 264.
8. Special repairs to the Phudsar tank, Taluka Kapadvanj costing Rs. 1,774.

### *Tanks and Bunds in the Ahmedabad, Kaira and Panch Mahals Collectories*

160. Most of the second class tanks and bunds in the Ahmedabad, Kaira and Panch Mahals Collectories filled partially. The year was one of an average rainfall although the rains were not evenly distributed. The storage was utilised economically on rice crop. The small tanks

in the Kaira and Panch Mahals Collectorates also filled partially. There was, however, hardly any irrigation under them except on the area assessed to himayat. Six million cubic feet of water was given to the Dakor Municipality for domestic use from the Matewal tank to fill the Gomti tank.

### *Drainage Channels*

161. The drainage channels in the Ahmedabad, Kaira and Panch Mahals and Surat and Broach Districts were maintained in good order at a cost of Rs. 6,971, 4,181 and 5,650, respectively.

### *Protective Bunds and Reclamation Works*

162. The protective bunds at Wagraj and Bigri in Bulsar Taluka of the Surat District and those at Lakhigam, Kadadra, Harinagar and Gandhar in Wagra Taluka and at Islampur Nada and the one between the Nada and Devla villages in Jambusar Taluka of the Broach District, which were constructed in the past to protect the culturable areas from the inroads of the sea continued to give the results expected.

163. The following new works were carried out as well as original works of last year continued during the year :—

	Expenditure during the year. Rs.
1. Extension of the Aladar bund in the Wagra Taluka. Work completed .. ..	3,693
2. Protective bund at Dehej .. ..	4,065
3. Providing masonry sluices to the bund between Nada and Devla villages in Jambusar Taluka.	2,991
4. Raising the protective bund at Islampur, Taluka Jambusar .. ..	2,025
5. Raising the bund between Nada and Devla villages, Taluka Jambusar .. ..	1,998

164. Reclamation bunds near Hansot and Asarsa villages in the Broach District proved useful. During the year as in 1920 there was an extraordinary high tide, in consequence of which all the existing bunds as well as those in progress were damaged necessitating repairs, which were carried out to the extent of the funds available. The protective and reclamation works in the Surat and Broach Districts were maintained and repaired at a total cost of Rs. 14,721.

## 2. CENTRAL CIRCLE

### *General remarks*

165. There are few irrigation works of importance in the charge of the Superintending Engineer, Central Circle. The most important of them are the Ekruk tank, the Jamda and the Krishna Canal. The rainfall during the year in this Circle was good on the whole except for the deficiency, which was felt in the Sholapur District at the commencement of the season.

*(i) Works for which Capital Accounts are kept**The Ekruk tank*

166. The Ekruk tank supplies water not only for irrigation but also to the town of Sholapur, the Mills and the G. I. P. Railway. During the year the tank irrigated 4,129 acres against 3,403 acres, the average. The increase in the area was due to good storage being available to meet the full demands of the lease-holders. The gross assessed revenue was Rs. 1,27,671 against Rs. 1,50,977, the average. The decrease in the assessment was due to less demand for water by the Mills, as some mill-owners have dug wells as a supplementary source for their water supply.

*The Jamda canals*

167. The area irrigated on these canals was 1,584 acres against 1,420 acres, the average. Although the area irrigated on these canals during the year was above the average, owing to the diffidence of the irrigators on account of the uncertainty of supply from the Chankapur tank the area under irrigation is gradually reducing as compared with the average area irrigated in the previous ten years, *viz.*, 2,390 acres. Cotton and ground-nuts are supplementing other crops as these require little or no irrigation and pay well.

*The Krishna canal*

168. The capacity of the storage, *viz.*, Khodshi weir, has been found insufficient to supplement the discharge of the Krishna river and to irrigate adequately the crops depending on the canal in the hot weather, and investigations are in hand for providing additional storage. The area irrigated on the canal was 8,857 acres against the average of 8,090 acres, and the gross assessed revenue was Rs. 62,492 which shows a decrease of Rs. 2,728 due to decrease in the area under sugarcane crop.

*Other Works*

169. There were increases in the figures of area irrigated noticeable on the following irrigation works, *viz.*, the Ashti tank, the Kopergaon tank, the Pathri tank, and the Yerla river irrigation works, as good storage was available, and consequently an increase in the gross assessed revenue. On the Shahada channel there was a fall in the figures due to timely rains and consequent less demand for canal water. The fall on the Upper Man river works was due to insufficient storage.

*Total area and assessment*

170. The area irrigated on all the works was 34,361 acres and the gross assessed revenue Rs. 3,28,355 as against the average of 30,843 acres, and Rs. 3,48,271, respectively.

*(ii) Works for which capital accounts are not kept*

171. The total expenditure on extensions and improvements and maintenance and repairs to bandharas, etc., in Satara, East and West Khandesh Districts was Rs. 5,781 and the area irrigated was 8,680 acres.

## 3—DECCAN IRRIGATION CIRCLE

*General remarks*

172. The monsoon of 1924 was on the whole a fair one and the total rainfall was up to the average. The rainfall in the catchment of Lake Fife was satisfactory but that in the canal tract was very poor. The rains failed almost entirely in the rabi season. The rainfall in the catchment of Lake Whiting was much below normal and that in the canal tracts was deficient especially in the month of July. As a consequence of the failure of the rabi rains during the year 1923 both these lakes had to be drawn upon earlier than usual to meet the rabi demand which was very keen. The supply available in both the lakes for the hot weather of 1924 was therefore meagre and this necessitated restriction of overlapping cane on both the Nira Left and Mutha canals and also a reduction of the normal perennial area on the Mutha canals. On the Mutha canals the demand for both monsoon and rabi crops was keen and was complied with as far as was practicable. On the Nira canal the demand was also keen and was fully met as due to the new Lloyd dam an ample supply was available.


173. On the Godavari and Pravara canals in the Nasik and Ahmednagar Districts rainfall conditions during the year were equally fair and the total rainfall was up to the average.

174. In the Ahmednagar District the conditions of the country and people in general have improved greatly since the construction of the Godavari and Pravara canals and the consequent establishment of the sugarcane industry. The labouring classes earn good wages, and on account of the scantiness of the local supply, labour is attracted from outside to the sugarcane areas and finds employment the whole year round. The sugar factory of the Belapur Company started making sugar during the year under review.

175. Experiments are being continued on the Nira Left and Pravara canals in entrusting the cultivators with the distribution of water to their fields. The most important of these experiments is that being carried out on an area of about 450 acres on the Nira Left Bank canal at Malegaon. The progress of the experiments is being watched with interest, but there seems little hope that sufficient local co-operation will be forthcoming to render any important development possible at present.

176. On the Mutha Right Bank canal in spite of all the facilities given to the panchas they have been unable to arrange for the proper and equitable distribution of water even on a small scale. On Shirolu pick-up weir, on the Nira Left Bank canal, in spite of the great advantage of a continuous supply in excess of requirements for over 10 months annually, the experiment has not so far proved a success and no attempt has been made by the people to economise water and so extend irrigation; neither have the cultivators made any efforts to improve the channels nor even repair them so as to prevent waste. At Malegaon on outlet No. 4, distributary No. 22 of Nira Left Bank canal, experiments made up to date show that distribution by panchas is wasteful. The experiments of self-management by the cultivators of Loni and Kalbhori on the Pravara Left Bank canal have however proved fairly successful. The results of the experiments





25 B

The Lloyd dam.  
South end of main waste weir. Downstream face. April 1925.



The Lloyd dam.  
Signaller's and Chowkidar's quarters at south end of dam. April 1925.

show that the success or failure of the experiments depends entirely on whether suitable persons can be found and are willing to give up their time to undertake the responsibilities of management.

177. Since 1923-24 an attempt was made to start Local Irrigation Committees on some of the distributaries of the principal irrigation systems. To this too the response was very meagre. After considerable efforts and persuasion a few committees have been formed, the working of which is being carefully watched.

(i) *Works for which Capital Accounts are kept—Works in operation*

*Nira Left Bank Canal and Shetphal Tank*

178. This system forms part of a scheme which was one of the pioneer irrigation works in the Deccan and irrigates lands on the left bank of the Nira river. The canal protects a tract with an extremely precarious rainfall in the Poona District.

179. The canal system consists of—

(1) *a storage reservoir at Bhatgar* impounding 5,313 million cubic feet of water.

(2) *a pick-up weir at Vir* on the Nira river about 19 miles downstream from Bhatgar.

(3) *a canal* about 100 miles long which commands a gross area of 2,74,400 acres and irrigates some sixty to eighty thousand acres annually. The canal was designed to carry 450 c.ft. per second, but the masonry works were built so as to admit of a discharge of 760 c.ft. per second in case it was subsequently found desirable to enlarge it.

(4) *The Shetphal tank* is situated at the tail of the canal for the purpose of storing the surplus monsoon flow in the river, which would otherwise go to waste. Its capacity is 592 million cubic feet.

180. The capital outlay on the whole system is Rs. 66.42 lakhs and the scheme is financially the most remunerative of the larger protective irrigation works now in operation in the Deccan. It has enormously benefited a tract which in previous years suffered seriously from drought and famine.

181. During the year this system irrigated about 79,000 acres, yielding a gross revenue of about Rs. 7,45,000, or a probable net revenue of about Rs. 5,22,000 which works out to about 8 per cent. on the capital invested as compared with the average of about 7 per cent.

182. The "perennial block" system is peculiar to this irrigation work and is being extended to other canals. It consists of a six-year agreement between the Irrigation Department and the lessee, under which the former guarantees the supply of water for the irrigation of sugarcane to one-third of the area concerned and for the irrigation of other crops during the monsoon and rabi seasons on the remaining two-thirds of the area. The lessee binds himself to pay a fixed rate per acre annually, whether water is taken or not. There are at present about 18,000 acres under perennial blocks on this canal.

183. Another form of long-term agreement in vogue on this and other canals is the "eight months' lease" which mainly differs from the "perennial block" in that it guarantees water during the monsoon and rabi seasons only. Yet another modified form of agreement is adopted on some canals and applies solely to rabi irrigation.

184. The guarantee of water for the more valuable crops is the attraction offered by these long-term agreements, and the advantages to the Department are the stability of the irrigation demand during the important seasons of rabi and hot weather and the certainty of a uniform return on the water supplied.

185. The area under eight months' leases on the Nira Left Bank Canal and Shetphal Tank was 23,000 and 3,400 acres, respectively.

#### *Mhaswad Tank*

186. This irrigation tank is formed by an earthen dam built across the Man river and has a storage capacity of 2,600 million cubic feet. It is situated on the eastern border of the Satara District but irrigates lands in the Sholapur District. Though the capacity is considerable, the supply of water is not very reliable. Proposals are under consideration for remodelling this system so as to ensure a discharge of 100 cusecs and supplement the supply at the tail portion of the Nira Right Bank Canal. This system will ultimately form a part of that canal.

187. The area irrigated during the year was about 5,500 acres, yielding a gross revenue of about Rs. 43,000 and a probable net revenue of about Rs. 18,000. The area under eight months' leases on this tank is approximately 8,000 acres.

#### *Godavari Canals*


188. This system is the first of the important irrigation works undertaken in the Central Deccan for the protection of areas liable to famine, and was completed in 1915-16 at a cost of a little over one crore of rupees. The system comprises—

(1) a storage reservoir, called Lake Beale on the Darna river with a capacity of 7,760 million cubic feet ;

(2) a pick-up weir at Nandur Madhmeshwar on the Godavari river ; and


(3) two canals, the Godavari Right and Left Bank canals, taking off from the pick-up-weir. The Godavari Right Bank Canal, which is the more important of the two canals, is 69 miles long and serves the northern tracts of the Ahmednagar District. The Left Bank Canal is 48 miles long and irrigates lands in the south of the Nasik District and north of the Ahmednagar District.

189. The development of irrigation on these canals has fully reached expectations and sugarcane cultivation is steadily advancing, the total area of this crop irrigated during the year being about 7,400 acres. The necessity for additional storage for these canals is keenly felt and preliminary investigations are being made.




Lake Beale—Darna dam.

Upstream view from right bank shewing general view of the dam and lake. Height of dam 82 feet above river bed. April 1925.



Lake Arthur Hill—Bhandardara dam.

Downstream-side view from south bank shewing the lake and part of roadway. April 1925.



Lake Arthur Hill—Bhandardara dam.

Downstream full view of dam shewing the causeway below the dam in foreground. Height of dam in April 1925, 274.25 feet above river bed including parapets. April 1925.

190. The area of all crops irrigated by this system was about 44,000 acres, yielding a gross revenue of about Rs. 5,63,000, or a probable net revenue of about Rs. 2,98,000, representing a return of about 3 per cent. on the capital invested.

191. There was an abnormal increase under working expenses during the year which was not accompanied by a corresponding increase in the receipts. This matter is under investigation.

#### *Mutha Canals and Matoba tank*

192. This system was completed in 1896-97 at a cost of about Rs. 65 lakhs. It comprises two canals, the Right and Left Bank Mutha canals, of which the former is 70 miles and the latter 18 miles long. Both the canals take off direct from Lake Fife, a storage reservoir of 3,950 million cubic feet capacity.

193. This system irrigated about 20,300 acres during the year and earned a gross revenue of about Rs. 3,18,000 including earnings due to the sale of water to Poona Cantonment and City; the probable net revenue, viz., Rs. 1,80,000, represents a return of about 3 per cent. on the capital invested.

194. The supply of water in Lake Fife is insufficient to meet the increasing demands for water supply for Poona and perennial crops on the canals and in order to provide adequate protection to the area commanded by the Mutha canals proposals for remodelling the system and lining a portion of the canal are under investigation.

195. The Matoba tank is a tail tank receiving its main supply from the Mutha Right Bank canal during the monsoon months.

#### *Kadwa River Works*

196. The Waghad tank, with an earthen dam having a maximum height of 96 feet, is the main feature of this small scheme and supplies the Palkhed, Ojhar Tambat and Wadali canals. The area irrigated during the year was about 6,700 acres, the gross revenue about Rs. 50,000 and the probable net revenue about Rs. 19,000.

#### *Works under construction—Pravara River Works*

197. This system, which is still under construction, comprises—

(1) a storage reservoir called Lake Arthur Hill on the Pravara river at Bhandardara, 29 miles by road from Igatpuri;

(2) a pick up weir at Ojhar, 50 miles down the river; and

(3) two canals named the Pravara Right and Left Bank canals, 33 miles and 48 miles long, respectively, taking off from the Ojhar weir.

198. Lake Arthur Hill dam is 270 feet high and 1,600 feet long. It was started in 1911 and has now reached the designed height. The storage will ultimately amount to 12,100 million cubic feet. At present it is only 10,530 million cubic feet as the waste weir sill is kept 10 feet below the top of the dam. The reservoir will protect some of the lands most liable to famine in the Ahmednagar collectorate. The culturable area under command 183,000 acres, of which 57,000 acres are expected to be irrigated annually to be increased to 75,000 acres later for the larger storage. The



possibility of generating hydro-electric power at the Bhandardara dam and Randha falls a little lower down the river, where a natural fall of about 200 feet exists, is being considered, but the preliminary investigations are not very promising, owing to the difficulty of guaranteeing a continuous supply.

199. The progress of the work during the year was satisfactory, and the dam is now ready with the exception of a few finishing touches, removal of plant, clearing site, etc. The whole scheme will be completed in the year 1925-26.

200. As work progresses irrigation is being extended. A large sugar factory owned by the Belapur Company has started operations near Belapur railway station. This concern will eventually bring about 2,000 acres under sugarcane every year out of about 6,000 acres, which the Company has acquired. The area of all crops irrigated by the Pravara canals during the year was about 37,000 acres of which about 7,000 acres were sugarcane as against 39,000 acres in the previous year; the gross revenue was over Rs. 5,21,000, and the probable net revenue will be over Rs. 3,93,000.

201. The provision of a balancing tank of sufficient capacity at the head of the canals is receiving careful attention, as the existing basin at the Ojhar pick-up weir is too small to meet requirements and a larger storage is essential. The site needs careful handling and a weir having syphon spillways appears to offer the best solution and experiments are in progress with a full sized syphon before deciding the design finally.

#### *Girna River Works*

202. This is a small irrigation system in the Nasik Collectorate, comprising a storage reservoir called the Chankapur tank and the Girna Left Bank canal, about 19 miles long.

203. The total area irrigated during the year exceeded 9,200 acres and the gross assessed revenue was nearly Rs. 54,100, while the probable net revenue will be about Rs. 23,500.


#### *The Lloyd Dam at Bhatgar and the Nira Right Bank Canal.*

204. This project, when completed, will be the largest in the Deccan. The canal passes through the northern tracts of the Satara Collectorate and the Phaltan State, but it will mainly benefit the western portion of the Sholapur Collectorate, a tract notoriously liable to famine.

205. The project comprises the construction of a larger masonry dam at Bhatgar which will submerge the existing one, and increase the storage from 5,300 to 24,200 million cubic feet. The new lake will supply the old Nira Left Bank canal as well as the new Nira Right Bank canal. The Right Bank canal will be 110 miles long and end near Mohod in the Sholapur Collectorate.

206. The works were started in 1912 and though they passed through various vicissitudes consequent on the war, the improvement made in the progress of construction in more recent years has made it possible to commence irrigation during the year.

207. A volume of 21½ lakhs of cubic feet of masonry was added to the dam during the year, bringing the total to about 194 lakhs and leaving



Chankapur tank.

Downstream side full view. Height of dam 92 feet from river bed. April 1925.

a balance of about 21 lakhs to be done. It is hoped to complete the dam in the year 1926, by which date the first 90 miles of the canal should also be approaching completion. Practically all deep cuttings and high banks up to mile 106½ of the canal have been completed, with the exception of those near masonry works in the Malsiras Division, which are under construction. All the masonry works up to mile 97 have been completed, except a few aqueducts, which are nearing completion. The progress on distributaries and branches is satisfactory and upto programme. The distribution system is being designed on up-to-date principles.

208. The whole perennial area under the canal has been carefully surveyed and soil classification made before designing channels and areas unsuitable for perennial crops.

209. The main canal has a Venturi meter at its head and standing wave flumes are proposed at miles 48 and 79.

210. The total expenditure incurred on "works" alone during the year amounted to about Rs. 28 lakhs.

211. The storage at Bhatgar will provide sufficient head and discharge to generate electrical energy of over 3,000 horse power at the foot of the dam. Part of this energy is already developed and is being utilised for driving the machinery used for construction, such as mortar mills, stone crushers, workshop plant, etc., and for lighting and other purposes.

212. During the year, the area irrigated was about 2,800 acres during rabi season, yielding a revenue of about Rs. 14,200.

213. As the storage provided by the Lloyd dam at Bhatgar will not suffice for the full development of irrigation on the two canals an amplified scheme, namely, the Nira Valley Development project, which provides for widening and remodelling the Nira Left Bank canal and for building a new dam at Vir to supplement the supply from Bhatgar, has been sanctioned by the Secretary of State. The additional works will cost Rs. 127½ lakhs and will enable the canal to show a greatly improved return on capital outlay. The work of survey and preparation of detailed plans and estimates for remodelling the Nira Left Bank canal was commenced during the year.

#### *Ghataprabha Left Bank Canal*

214. The preliminary report dealing with the revision of the Ghataprabha Left Bank canal project was submitted to Government during the year. As the scheme is not a promising one for several reasons, it has since been abandoned.

#### *(ii) Works for which capital accounts are not kept*

215. These include numerous bandharas, i.e., weirs, built across small streams having a good supply of water to raise the level of the water sufficiently to enable them to command the lands to be irrigated. In all there are about 300 of these small works in the Nasik Collectorate alone, and a large number also exists in West Khandesh Collectorate. The outlay on repairs, extensions and improvements of these works and small village channels amounted to about Rs. 34,000 as compared with Rs. 37,000, the average.

216. The supply of water from these bandharas was inadequate during the year and the agricultural results suffered as a consequence.

#### 4. SOUTHERN CIRCLE

##### (i) Works for which capital accounts are kept

217. *Gokak Canal*.—The most important irrigation work in the Southern Circle is the Gokak Canal system. This system consists of a masonry weir across the Ghataprabha river at Dhupdal in the Belgaum District and a short length (16·13 miles) of canal taking off the reservoir formed by the weir.

218. The gauge reading of the Dhupdal storage reservoir was 9·65 feet on the 1st April 1924. Owing to rainfall during the first week of April the water level rose to 15·66 feet on the 9th April. It then gradually fell till the tank became dry on the 28th May. The tank again got replenishment from 18th June and the highest flood of the year occurred on the 14th July, when the water reached a height of 4·29 feet above the permanent crest of the weir, which is at R. L. 2,008·06. The discharge from this flood is estimated at 99,357 cusecs, which is equal to a run off of 0·14 inches per hour for the whole catchment of 1,080 square miles.

219. The cotton mills at Gokak and the Madras and Southern Maratha Railway Company were supplied with water as usual. According to the agreement, the mills in return have to pay Rs. 14,313 annually for water supplied to them. But in the year owing to the deficient rainfall during the rabi season the cold weather discharges of the Ghataprabha and Hiranyakeshi rivers ceased much earlier than usual and consequently there was shortage of water in the reservoir. The mills did not get sufficient supply of water from 2nd February to 17th June and owing to this deficiency the mills have claimed a rebate of Rs. 3,328-13-5, which is under consideration.

220. The Railway Company paid Rs. 362-11-0 for water supplied to it during the year at the rates of one anna for each engine watered and two annas for water supplied to the passengers per day.

221. An expenditure of Rs. 25,155-0-0 was incurred during the year on raising the Dhupdal weir by four feet (temporary crest). The work has since been completed and it is expected that the additional supply obtained therefrom will suffice to meet the demands of the mills and the agriculture.

222. The total area irrigated during the year under the Gokak canal was 12,774 acres. This area when compared with 9,653 acres last year and 9,574 acres the average, shows an increase of 32·31 per cent. on the former and 33·41 per cent. on the latter. The increase is due to uneven distribution of rain during the year owing to which water was taken for crops like jowari and cotton, which do not usually require irrigation water.

223. Notwithstanding the increase in the area irrigated there was a fall of about Rs. 23,000 in the gross receipts. This is accounted for by the fact that a sum of Rs. 35,422 remained unrealized during the year.

*Dharma canal*

224. The monsoon for the year was favourable for field operations. It gave a good supply of water to the canal, which was open from 9th July to 22nd November 1924. The total quantity of water admitted into the canal was 1,249 million cubic feet.

*Other works*

225. The remaining works are a few small tanks irrigating from 50 to 600 acres and are situated chiefly in the Dharwar Irrigation Division.

*Total area irrigated and assessment*

226. The total area irrigated on all the works was 21,059 acres and the gross assessed revenue was Rs. 96,859 as compared with 17,460 acres and Rs. 80,651, the average. The cause of the increase is as given in paragraph 222 above.

*(ii) Works for which capital accounts are not kept*

227. Most of the irrigation works for which capital accounts are not kept are in the Dharwar Irrigation Division. They supplement rainfall and irrigate rice whenever there are long breaks in the monsoon. Repairs to 80 tanks were carried out at a total cost of Rs. 56,238, the average expenditure on such repairs being Rs. 57,342.

228. The total area irrigated by these small works was 1,01,700 acres and the irrigation share of the consolidated assessment amounted to Rs. 2,98,400.

## 5. SCIENTIFIC WORKS

*(a) Engineering questions that have arisen*

229. Observations to ascertain losses by evaporation and absorption were made by means of iron tanks on certain tanks and reservoirs and the results are published in "The Annual Report of supplies of water available for irrigation works, etc., for the year 1924."

*(b) Special Irrigation Division*

230. This executive charge investigates problems and experiments with water measuring devices, etc.

231. The principal subjects under investigation are dealt with below :—

*Land drainage*

232. It has now been proved that water-logged lands can be drained and reclaimed at a comparatively small cost by a system of permanent drains, combined, in the first few years, with the restoration of the physical texture of the soil by means of surface-washing or "leaching" of the salts in the case of salt affected lands. The texture of the soil is revived by suitable initial plantation, green manuring, admixture of coarse vegetable matter, etc. Three such drainage and reclamation schemes have been completed, covering an aggregate area of 368 acres at a total cost of Rs. 46,421. The average cost per acre is thus about Rs. 126. About 300 acres are now under successful irrigation, and the land, formerly worth

little or nothing, is now worth about Rs. 500 per acre. Three new drainage projects have been prepared and one more is under preparation. Co-operative drainage is not possible and the work must be done by the State and a cess charged for increased irrigation facilities.

233. Efforts are being made to systematise the maintenance of open trenches and pipe lines. Grass has been planted along slopes to protect them from scour with good results. The discharge of the various open trenches and pipe lines have been observed and the results are summarised below :—

Open trenches in highly permeable strata discharge over 1 cusec per mile length.

Open trenches in fairly permeable strata between 0·5 to 1 cusec per mile length.

Pipe line in highly permeable strata over 0·5 cusec per mile length.

Pipe line in fairly permeable strata between 0·15 to 0·5 per mile length.

#### *Soil classification, etc.*

234. The area classified during the year were the perennial section of Nira Right Bank canal, branch 1 and minor 7. Work was in progress on the Nira Left Bank canal below Sansar. The murum contouring in the Pravara canals area in the perennial section was completed and soil classification was in progress. Both the Godavari canals were resurveyed during the year in respect of (a) coarse soil area and (b) damaged area. The coarse soil area is unsuitable for cane cultivation. The soil survey of the Mutha canals was continued in connection with the Mutha extension project to estimate the probable area suitable for different types of crops and the soil survey of distributaries 13 to 24 comprising an area of 81,000 acres at a cost of about 12 acres to the rupee was carried out.

235. The peculiarities of soil and subsoils in places where good crops are obtained and where the soil is incapable of growing any crop were investigated and compared, and the results obtained corroborated last year's experience, namely, that crops respond primarily to the surface soil conditions and are not greatly affected by subsoil conditions. It was also found that a good deal of coarse soil area was underlaid by soft murum capable of being turned into good soil.

#### *Soil physics*

236. It has been observed that a deflocculated soil with no salt appearing on the surface, does not give good crops. In order to find out the cause, samples of the surface soil and subsoil were analysed mechanically. The results showed that cane failed for the reason that the high clay contents in the surface soil prevented good air circulation and obstructed drainage. With a view to improving such deflocculated soils various types of fertilizers were tried on a small scale, a fixed amount of each being given to equal sized plots and the results tabulated.

237. Percolation experiments were carried out in the laboratory to test the draining capacity of deflocculated soils after treatment with

various fertilizers. The results obtained were not conclusive and further research is necessary.

### *Crop experiments*

238. The outturn of cane on various types of soils was tested on various plots on the Godavari and Pravara canals and is summarised below :—

Soil type.	New cane 1923-24.			Khodva 1923-24.			Remarks
	No. of plots observed.	Area surveyed.	Outturn (pallas).	No. of plots observed.	Area surveyed.	Outturn (pallas).	
M u r u m— Black soil.	29	Acres. 117	31·2	11	Acres. 20	28·6	The average cost of cultivation was a b o u t Rs. 878 per acre.
C h o p a n— Black soil.	11	38	33·4	2	10	27·3	

### *Water tests and well observations*

239. The conductivity of well waters in drainage areas and other places was ascertained by the Dionic water tester to determine the salt contents of such waters.

240. Observations of levels of water in wells are being made in the areas irrigated by the principle canals as well as in those likely to be irrigated in the near future.

### *Aquatic weeds*

241. The intensity and distribution of the different varieties of aquatic weeds in different canals were observed for comparison with future observation. It is found that the greater the turbidity the less the weeds, indicating that light is an important factor. Experiments are to continue till the results are known.

### *Hydraulic Experiments*

242. A six feet flume fall with a 45° slope was designed and constructed at distributary No. 5 on the Mutha Right Bank canal with a carrying capacity of 12 cusecs. The object of the experiment was to ascertain whether the ordinary type of vertical fall, in which the velocity at foot of the fall is destroyed by a water cushion, could not be replaced with advantage by a flume fall with a slope of 1 to 1, the velocity at the foot of the fall to be destroyed by producing a standing wave. When the design and estimates for falls of both types were compared it was found that the standing wave flume fall cost only about two-thirds as much as the ordinary type of fall. A series of tests were carried out by introducing check walls and steps and by varying the slopes of the bed below the fall, in order to determine the form which would reduce the velocity at the foot of the fall to a minimum. The most suitable design was thus arrived at, and the practical results agreed closely with those calculated theoretically. This new design of

fall has been adopted as a standard for the future and will make for efficiency and economy, both as to first cost and maintenance charges.

243. A Kent 'O' type rateable module designed to record discharges from 0.5 to 4 cusecs was erected at distributary No. 5 and tested against a two feet Cippoletti weir for discharges within its range. The module did not work satisfactorily and is not suitable for Deccan conditions.

244. 3" and 4½" Kent standing wave orifice rateable semi-modules were tested as regards their accuracy for discharges varying from 0.64 to 1.25 cusecs with 3" head and up to 2.4 cusecs with 4½" head. They were found to be correct to 2 per cent. This design is eminently suitable where sufficient head is available and rateability desirable.

245. Experiments for determining correct formula for various types of standing wave flumes were made. There are two main types of standing wave flumes (a) short throated and (b) long throated.

246. (a) Lindley 6" throat and Kirkpatrick 1" throat are examples of short throats. A 'V' Notch was first calibrated against tank measurements and the formula was found to be  $Q = 2.59 H^{2.52}$ . Against this the Lindley flume was calibrated with the result that  $Q = 3.16 B.H.^{1.54}$  and the Kirkpatrick flume worked out to  $Q = 3.2 B.H.^{1.6}$ .

247. (b) A long throated Crump flume with throat length of 3 feet was constructed at Distributary No. 8, Nira Left Bank canal. The discharges through it were calibrated against the Venturi meter fixed at head of the distributary. The formula worked out to  $Q = 3.07 b.h.^{1.5}$ . This shows that the discharge formula of long throated flume is nearer to the theoretical formula  $Q = 3.09 b.h.^{1.5}$  (where B = width of throat and H = head).

248. A model of a proposed head regulator for branch I of Nira Right Bank canal was tested and the discharge can now be read off a gauge, the principle adopted being that of a standing wave flume.

249. A model of a syphon spillway ½ scale was constructed and observation made regarding coefficient of discharge and internal pressures. A full size experiment has since been sanctioned at Khadakvasla.

### *Block revision*

250. The block revision work on the Nira Left Bank canal was completed and a beginning was made with the formation of blocks on the Godavari canals.

### *Effluent scheme and crop experiments*

251. Effluent from the Poona City sewage is pumped to the experimental farm at Hadapsar where it is diluted with canal water and distributed both to experimental fields and to private lands. It is satisfactory to be able to record that the effluent has proved a very valuable form of manure and one which the people greatly appreciate. It is observed that no deterioration in the physical condition of the soil is caused and that the outturn from crops is in no way inferior to that obtained by other methods of manuring. Some 400 acres of private lands are being supplied with effluent. The effluent farm itself has an area of 64 acres of which



52 acres were irrigated during the year including about 27 acres of sugarcane.

252. On the effluent farm a turbine of 6-horse power is installed on a fall of 10 feet occurring in an irrigation channel. With the aid of this power all the cane grown on the farm is crushed.

253. Numerous other matters connected with irrigation also receive attention at the farm, such as water requirements of crops, duties of various crops, experiments with water-measuring devices, etc. An up-to-date hydraulic testing station has been installed, where meters, modules, etc., used on irrigation channels are tested.

254. The management of distributary No. 8, Nira Left Bank canal, was taken over by the Special Irrigation Division in order to test the advantage of irrigation by modules and experimental work is in progress.

(c) *River gauging*

255. Wherever there is any possibility of developing irrigation, arrangements have been made to gauge the rivers concerned and record the rainfall in the catchment areas. Investigations are also being made as to the silt contents of the water in several rivers.

---

---

Administrative Accounts  
Public Works Department  
(Irrigation)  
Bombay Presidency

For the Year 1924-25

---

---

# TABLE OF CONTENTS

Name of Work.	No. 1. General Abstract of Financial Results.	No. 2. Capital Account.	No. 3 Revenue Account.	No. 4. Interest Account.	No. 5. Account of Indirect Charges.	No. 6. Statement comparing charges to date with sanctioned estimates.
PRODUCTIVE.	Pages.	Pages.	Pages.	Pages.	Pages.	Pages.
<i>Sind.</i>						
Review						
1 Desert Canal .. ..	2 to 5	18 and 19	20 and 21	22	22	23
2 Unharwah .. ..	2 to 5	24 and 25	26 and 27	28	28	29
3 Begari Canal .. ..	2 to 5	30 and 31	32 and 33	34	34	35
4 Eastern Nara Works ..	2 to 5	36 and 37	38 and 39	40	40	41
5 Jamrao Canal .. ..	2 to 5	42 and 43	44 and 45	46	46	47
6 Sukkur Canal .. ..	2 to 5	....	48 and 49	50	50	....
7 Ghar Canal .. ..	2 to 5	....	51 and 52	53	53	....
8 Alibhar Kacheri Canal ..	2 to 5	....	54 and 55	56	56	....
9 Great Marak Canal ..	2 to 5	....	57 and 58	59	59	....
10 Sarfrazwah .. ..	2 to 5	....	60 and 61	62	62	....
11 Fuleli Canal .. ..	2 to 5	63 and 64	65 and 66	67	67	68
12 Hasanaliwah .. ..	2 to 5	69 and 70	71 and 72	73	73	74
13 Naulakhi .. ..	2 to 5	75	76 and 77	78	78	79
14 Kalri Canal .. ..	2 to 5	80	81 and 82	83	83	84
15 Pinyari Canal .. ..	2 to 5	85	86 and 87	88	88	89
16 Indus Canals Right Bank ..	2 to 5	....	90 and 91	92	92	....
17 Indus Canals Left Bank ..	2 to 5	....	93 and 94	95	95	....
18 Sind Canals and Branches..	2 to 5	96 and 97	98 and 99	100	100	101
19 Rajib Chitti and Garang ..	2 to 5	102 and 103	104 and 105	106	106	107
20 Canals in Rohri .. ..	2 to 5	108 and 109	110 and 111	112	112	113
21 Western Nara and Pritchard	2 to 5	....	114 and 115	116	116	....
22 Phitta Canal .. ..	2 to 5	....	117 and 118	119	119	....
23 Marviwah .. ..	2 to 5	....	120	121	121	....
24 Gharo Mahamudo .. ..	2 to 5	....	122 and 123	124	124	....
25 Kari Shumali .. ..	2 to 5	....	125 and 126	127	127	....
26 Nasirwah .. ..	2 to 5	....	128 and 129	130	130	....
27 Indus Canals (other canals Fuleli District).	2 to 5	131 and 132	133 and 134	135	135	136
28 Dambhro Canal .. ..	2 to 5	....	137 and 138	139	139	....
29 Lloyd Barrage and Canal construction.	6 to 9	140 to 142	....	143	143	144
30 Garkino Canal .. ..	6 to 9	145 and 146	....	147	147	148
<i>Deccan and Gujarat.</i>						
31 Gadikeri Canal .. ..	6 to 9	....	149	150	150	....
32 Mavinkop Tank .. ..	6 to 9	....	151 and 152	153	153	....
33 Shahada Channel .. ..	6 to 9	154 and 155	156 and 157	158	158	159

## TABLE OF CONTENTS

Name of Work.	No. 1. General Abstract of Financial Results.	No. 2. Capital Account.	No. 3. Revenue Account.	No. 4. Interest Account.	No. 5. Account of Indirect Charges.	No. 6. Statement comparing charges to date with sanctioned estimates.
	Pages.	Pages.	Pages.	Pages.	Pages.	Pages.
<b>UNPRODUCTIVE.</b>						
<i>Sind.</i>						
34 Mahiwah .. ..	6 to 9	160 and 161	162 and 163	164	164	165
35 Dad Canal .. ..	6 to 9	166 and 167	168 and 169	170	170	171
36 Nasrat Canal .. ..	6 to 9	172 and 173	174 and 175	176	176	177
37 Suttah Canal .. ..	6 to 9	178 and 179	180 and 181	182	182	183
38 Baghar Canal .. ..	6 to 9	184 and 185	186 and 187	188	188	189
39 Dadu Canal .. ..	6 to 9	....	190 and 191	192	192	....
40 Seharwah .. ..	6 to 9	193 and 194	....	195	195	196
41 Navlakhi (Abandoned project).	6 to 9	....	....	197	197	198
<i>Deccan and Gujarat.</i>						
42 Hathmati and Kharicut Canal.	10 to 13	....	199 and 200	201	201	....
43 Wangroli Tank .. ..	10 to 13	....	202 and 203	204	204	....
44 Tranza Nagrama Tank .. ..	10 to 13	....	205 and 206	207	207	....
45 Savli Tank .. ..	10 to 13	....	208 and 209	210	210	....
46 Sahiat Tank .. ..	10 to 13	....	211 and 212	213	213	....
47 Futelao Tank .. ..	10 to 13	....	214 and 215	216	216	....
48 Lower Panjhra River works.	10 to 13	....	217 and 218	219	219	....
49 Hartala Tank .. ..	10 to 13	....	220 and 221	222	222	....
50 Mhaswa Tank .. ..	10 to 13	....	223 and 224	225	225	....
51 Jamda Canal .. ..	10 to 13	226 and 227	228 and 229	230	230	231
52 Bhatodi Tank .. ..	10 to 13	....	232 and 233	234	234	....
53 Ekruk Tank .. ..	10 to 13	....	235 and 236	237	237	....
54 Koregaon Tank .. ..	10 to 13	....	238 and 239	240	240	....
55 Ashti Tank .. ..	10 to 13	....	241 and 242	243	243	....
56 Pathri Tank .. ..	10 to 13	....	244 and 245	246	246	....
57 Krishna Canal .. ..	10 to 13	247 and 248	249 and 250	251	251	252
58 Mhaswad Tank .. ..	10 to 13	....	253 and 254	255	255	....
59 Rewari Canal .. ..	10 to 13	....	256 and 257	258	258	....
60 Upper Man River works .. ..	10 to 13	....	259 and 260	261	261	....
61 Yerla River Irrigation works	10 to 13	262 to 264	265 and 266	267	267	268
62 Chikhli Canal .. ..	10 to 13	....	269 and 270	271	271	....
63 Maini Tank .. ..	10 to 13	272 and 273	274 and 275	276	276	277
64 Muchkundi Tank .. ..	10 to 13	....	278 and 279	280	280	....
65 Gokak Canal 1st Section and Storage works.	10 to 13	281 and 282	283 and 284	285	285	286
66 Dambal Tank .. ..	10 to 13	....	287 and 288	289	289	....
67 Medleri Tank .. ..	10 to 13	....	290 and 291	292	292	....

TABLE OF CONTENTS

iii

Name of Work.	No. 1. General Abstract of Financial Results.	No. 2. Capital Account	No. 3. Revenue Account.	No. 4. Interest Account.	No. 5. Account of Indirect Charges.	No. 6. Statement comparing charges to date with sanctioned estimates.
	Pages.	Pages.	Pages.	Pages.	Pages.	Pages.
<i>UNPRODUCTIVE—contd.</i>						
<i>Deccan and Gujarat—contd.</i>						
63 Madag Tank .. ..	10 to 13	....	293 and 294	295	295	....
69 Asundi Tank .. ..	10 to 13	....	296 and 297	298	298	....
70 Dharma Canal .. ..	10 to 13	....	299 and 300	301	301	....
71 Kadwa River works ..	10 to 13	302 to 304	305 and 306	307	307	308
72 Chankapur Tank .. ..	10 to 13	309 to 311	312 and 313	314	314	315
73 Pravara River works—Lakh Canal.	10 to 13	....	316 and 317	318	318	....
74 Godavari Canal .. ..	14 to 17	319 and 320	321 and 322	323	323	324
75 Pravara Canal .. ..	14 to 17	325 and 326	327 and 328	329	329	330
76 Parsul Tank .. ..	14 to 17	....	331 and 332	333	333	....
77 Pravara Left Bank Canal ..	14 to 17	....	334 and 335	336	336	....
78 Mutha Canal including Matoba Tank.	14 to 17	337 and 338	339 and 340	341	341	342
79 Nira Left Canal and Shet- phal Tank.	14 to 17	343 and 344	345 and 346	347	347	348
80 Kasurdi Tank .. ..	14 to 17	....	349 and 350	351	351	....
81 Shirsuphal Tank .. ..	14 to 17	....	352 and 353	354	354	....
82 Bhadalwadi Tank .. ..	14 to 17	....	355 and 356	357	357	....
83 Maladevi Tank.. ..	14 to 17	....	....	358	358	359
84 Budhihal Tank .. ..	14 to 17	360 and 361	....	362	362	363
85 Nira Right Bank Canal ..	14 to 17	364 and 365	366	367	367	368
86 Gokak Canal Extension Project.	14 to 17	369	....	370	370	371
87 Victoria Tank .. ..	14 to 17	372 and 373	....	374	374	375
88 Suki River .. ..	14 to 17	....	....	376	376	377
89 Gokak Canal 2nd section ..	14 to 17	....	....	....	....	....
90 Works for which only reve- nue Accounts are kept— Sind.	....	....	378 and 379	....	380	....

REVIEW OF THE ADMINISTRATIVE ACCOUNTS OF THE BOMBAY PRESIDENCY IRRIGATION BRANCH FOR THE YEAR 1924-25 AS REQUIRED BY ARTICLE 328 OF THE ACCOUNT CODE (FIRST EDITION).

1. Cases in which a change of classification of Projects from Productive to Unproductive or *vice versa* is necessary.

The percentage of return on sum at charge for the last three years in the case of following canals is as given below :—

*At present classified as "Productive."*

	1922-23.	1923-24.	1924-25.
1. Eastern Nara .. ..	2·25	1·97	1·45
2. Jamrao Canal .. ..	3·55	3·03	2·65
3. Hasanali Canal .. ..	..	3·09	3·98
4. Mavinkop Tank .. ..	3·31	3·66	3·75
5. Kalri Canal .. ..	..	..	2·75

*At present classified as "Unproductive."*

6. Nira Left Bank Canal and Shetphal Tank .. ..	7·13	4·61	5·22
7. Ekruk Tank .. ..	5·98	4·81	4·05
8. Baghar Canal .. ..	12·34	12·81	6·61

It has been decided by Government in the Public Works Department in their Government Memorandum No. 509, dated 5th September 1925 and 23rd October 1925 that items 1 to 3 should be transferred to the Unproductive class with effect from 1st April 1926 and the present classification of the Mavinkop Tank, the Nira Left Bank Canal and Shetphal Tank and the Ekruk Tank should continue.

In view of the fall of percentage of return in the case of the Kalri Canal and high percentage of return in the case of the Baghar Canal during the last three years it is for Government to change their classification from "Productive" to "Unproductive" and *vice versa* respectively. In this connection attention is invited to this office No. Bk.-20-4/1896, dated 5th November 1925.

2. Cases in which an abnormal increase under working expenses is not accompanied by an adequate increase in the receipts.

The following Canals come under this class. The working expenses and receipts for the year 1924-25 as compared with those for the previous year are given below :—

	Working Expenses. (Direct and Indirect)		Receipts. (Direct and Indirect)	
	1923-24.	1924-25.	1923-24.	1924-25.
	Rs.	Rs.	Rs.	Rs.
Godavari Canal	2,63,774	3,59,816	5,56,441	5,36,243
Shirsuphal Tank ..	3,213	4,404	7,367	6,282
Bhadalwadi Tank ..	3,408	4,283	4,921	2,310

3. Cases in which receipts show a marked decline and there is no known reason for this.

The following cases come under this class :—

	Receipts.	
	1923-24.	1924-25.
	Rs.	Rs.
Pinyari Canal .. ..	2,65,745	2,32,461
Indus Canals Right Bank .. ..	74,706	57,817
Indus Canals Left Bank .. ..	1,11,552	81,348
Gokak Canal First Section and Storage Works .. ..	67,637	44,752

N V. RAGHAVAN,  
Accountant General.

---

*No. 1.—General Abstract of Financial Results of Irrigation,  
Navigation, Embankment and Drainage Works for which  
separate Revenue Accounts are kept.*

---



## No. 1.—General Abstract of Financial Results of Irrigation, Navigation, Embankment

Name of Projects.	COST OF CONSTRUCTION AS NOW ESTIMATED.			During
	Direct Charges.	Indirect Charges.	Total.	
	1	2	3	4
	Rs.	Rs.	Rs.	Rs.
<i>55.—Construction of Irrigation, Navigation, Embankment and Drainage Works—A—Irrigation Works.</i>				
PRODUCTIVE.				
SIND.				
<i>Works in Operation.</i>				
Desert Canal .. .. .	26,69,024	80,944	27,49,968	8,294
Unharwah .. .. .	7,74,719	20,981	7,95,700	3,865
Begari Canal .. .. .	23,98,462	79,336	24,77,798	2,086
Eastern Nara Works .. .. .	83,20,584	2,95,967	86,16,551	58,835
Jamrao Canal .. .. .	96,51,924	3,02,897	99,54,821	59,172
Sukkur do. .. .. .	14,21,461	63,113	14,84,574	....
Ghar do. .. .. .	6,43,570	34,733	6,78,303	....
Alibhar Kacheri Canal .. .. .	1,03,430	3,739	1,07,169	....
Great Marak do. .. .. .	4,41,387	16,641	4,58,028	....
Sarfrazwah .. .. .	1,18,559	6,121	1,24,680	....
Fuleli Canal .. .. .	30,75,536	1,26,046	32,01,582	1,51,762
Hasanaliwah .. .. .	2,94,410	15,169	3,09,579	1,825
Naulakhi .. .. .	1,31,640	4,038	1,35,678	7
Kalri Canal .. .. .	93,889	2,444	96,333	9,093
Pinyari do. .. .. .	11,40,592	38,293	11,78,885	2,08,196
Indus Canals—Right Bank .. .. .	86,927	1,833	88,760	....
Indus Canals—Left Bank .. .. .	2,52,978	5,960	2,58,938	....
Sind Canals and Branches .. .. .	8,24,236	10,420	8,34,656	1,288
Rajib, Chitti and Garang .. .. .	2,81,170	4,994	2,86,164	5,119
Canals in Rohri .. .. .	1,93,578	3,510	1,97,088	11,895
Western Nara and Pritchard .. .. .	20,30,970	51,958	20,82,928	....
Phitta .. .. .	25,570	566	26,136	....
Marviwah .. .. .	9,507	230	9,737	....
Gharo Mahamudo .. .. .	1,06,040	3,745	1,09,785	....
Kari Shumali .. .. .	15,191	602	15,793	....
Nasirwah .. .. .	45,640	1,517	47,157	....
Indus Canals (other Canals) Fuleli District .. .. .	1,12,294	3,489	1,15,783	782
Dambhro .. .. .	50,514	1,304	51,818	....
Total Works in operation—Carried over .. .. .	3,53,13,802	11,80,590	3,64,94,392	5,22,219

and Drainage Works for which separate Revenue Accounts are kept.

CAPITAL OUTLAY.					GROSS RECEIPTS DURING THE YEAR.		
the year.		To end of year.			Direct Receipts.	Portion of Land Revenue due to work.	Total
Indirect Charges.	Total.	Direct Charges.	Indirect Charges.	Total.			
6	7	8	9	10	11	12	13
Rs.	Rs.	Rs.	Rs.	Rs.	Rs.	Rs.	Rs.
256	8,550	26,66,210	80,354	27,46,564	99,761	4,47,811	5,47,572
119	3,984	7,74,719	20,981	7,95,700	1,959	2,31,867	2,33,826
102	2,188	23,98,462	79,336	24,77,798	37,384	7,05,618	7,43,002
2,024	60,859	82,76,039	2,94,892	85,70,931	25,723	5,36,816	5,62,539
2,081	61,253	95,70,360	2,93,185	98,63,545	98,068	7,67,781	8,65,849
....	....	14,21,461	63,113	14,84,574	7,001	2,20,831	2,27,832
....	....	6,43,570	34,733	6,78,303	17,325	9,06,265	9,23,590
....	....	1,03,430	3,739	1,07,169	1,389	13,304	14,693
....	....	4,41,387	16,641	4,58,028	6,494	1,13,240	1,19,734
....	....	1,18,559	6,121	1,24,680	2,757	41,450	44,207
6,528	1,58,290	30,28,575	1,18,050	31,46,625	77,209	7,75,741	8,52,950
90	1,915	2,93,423	15,038	3,08,461	681	41,856	42,537
....	7	1,31,640	4,038	1,35,678	839	1,51,155	1,51,994
565	9,658	84,491	2,077	86,568	261	52,781	53,042
6,418	2,14,614	10,91,706	31,699	11,23,405	4,332	2,28,129	2,32,461
....	....	86,927	1,833	88,760	613	57,204	57,817
....	....	2,52,978	5,960	2,58,938	3,114	78,234	81,348
40	1,328	8,24,141	10,415	8,34,556	6,333	3,03,848	3,10,181
157	5,276	2,77,373	4,234	2,81,607	1,064	95,165	96,229
367	12,262	1,93,671	3,509	1,97,180	3,965	1,54,273	1,58,238
....	....	20,30,970	51,958	20,82,928	13,185	9,16,420	9,29,605
....	....	25,570	566	26,136	74	12,792	12,866
....	....	9,507	230	9,737	6	16,628	16,634
....	....	1,06,040	3,745	1,09,785	8,081	1,60,691	1,68,772
....	....	15,191	602	15,793	2,231	79,713	81,944
....	....	45,640	1,517	47,157	861	78,846	79,707
37	819	1,11,928	3,439	1,15,367	2,163	76,052	78,215
....	....	50,514	1,304	51,818	613	39,319	39,932
18,784	5,41,003	3,50,74,482	11,53,309	3,62,27,791	4,23,486	73,03,830	77,27,316

## PUBLIC WORKS DEPARTMENT, IRRIGATION BRANCH.

## No. 1.—General Abstract of Financial Results of Irrigation, Navigation, Embankment

Name of Projects	WORKING EXPENSES DURING THE YEAR.			NET RESULTS
	Direct Charges.	Indirect Charges.	Total.	Net receipts (or excess Revenue).
	14	15	16	17
	Rs.	Rs.	Rs.	Rs.
<i>55.—Construction of Irrigation, Navigation, Embankment and Drainage Works—A—Irrigation Works.</i>				
PRODUCTIVE.				
SIND.				
<i>Works in Operation.</i>				
Desert Canal .. .. .	2,39,192	6,543	2,45,735	3,01,837
Unharwah .. .. .	90,658	2,371	93,029	1,40,797
Begari Canal .. .. .	3,86,700	10,797	3,97,497	3,45,505
Eastern Nara Works .. .. .	4,15,723	21,965	4,37,688	1,24,851
Jamrao Canal .. .. .	5,68,620	35,613	6,04,233	2,61,616
Sukkur do. .. .. .	1,02,454	3,346	1,05,800	1,22,032
Ghar do. .. .. .	2,21,154	5,130	2,26,284	6,97,306
Alibhar Kacheri Canal .. .. .	5,554	490	6,044	8,649
Great Marak .. .. .	61,023	3,781	64,804	54,930
Sarfranzwah .. .. .	24,247	1,462	25,709	18,498
Fuleli Canal .. .. .	2,61,007	15,715	2,76,722	5,76,228
Hasanaliwah .. .. .	28,557	1,667	30,224	12,313
Naulakhi .. .. .	45,338	2,210	47,548	1,04,446
Kalri Canal .. .. .	48,940	1,415	50,355	2,687
Pinyari do. .. .. .	1,91,262	7,180	1,98,442	34,019
Indus Canals—Right Bank .. .. .	21,491	561	22,052	35,765
Indus Canals—Left Bank .. .. .	64,660	1,849	66,509	14,839
Sind Canals and Branches .. .. .	1,03,361	2,634	1,05,995	2,04,186
Rajib, Chitti and Garang .. .. .	23,591	554	24,145	72,084
Canals in Rohri .. .. .	1,34,552	3,868	1,38,420	19,818
Western Nara and Pritchard .. .. .	4,13,716	11,072	4,24,788	5,04,817
Phitta .. .. .	4,663	121	4,784	8,082
Marviwab .. .. .	21,426	631	22,057	.....
Gharo Mahamudo .. .. .	93,555	5,092	98,654	70,118
Kari Shumali .. .. .	31,786	1,651	33,437	48,507
Nasirwah .. .. .	41,728	2,259	43,987	35,720
Indus Canals (other Canals) Fuleli District .. .. .	61,207	3,451	64,658	13,557
Dambhro .. .. .	16,499	861	17,360	22,572
Total Works in operation—Carried over .. .. .	37,22,664	1,54,296	38,76,960	38,50,356

and Drainage Works for which separate Revenue Accounts are kept.

(EXCLUDING INTEREST) FOR THE YEAR.			NET RESULTS (INCLUDING INTEREST) FOR THE YEAR.				
Net payments (or deficit).	Rate per cent.		Simple Interest for the year at* per cent. during the year.	Excess Revenue (or profit).	Deficit (or loss).	Rate per cent.	
	Of Net Receipts.	Of Net Payments.				Of excess Revenue.	Of deficit.
18	19	20	21	22	23	24	25
Rs.			Rs.	Rs.	Rs.		
....	10·99	....	89,054	2,12,783	....	7·75	....
....	17·69	....	25,816	1,14,981	....	14·45	....
....	13·95	....	80,352	2,65,153	....	10·70	....
....	1·45	....	3,11,250	....	1,86,399	....	2·17
....	2·65	....	3,41,397	....	79,781	....	0·81
....	8·22	....	48,698	73,334	....	4·94	....
....	102·81	....	23,802	6,73,504	....	99·29	....
....	8·07	....	5,465	3,184	....	2·97	....
....	11·99	....	20,583	34,347	....	7·50	....
....	14·83	....	3,942	14,556	....	11·67	....
....	1·31	....	1,24,142	4,52,086	....	14·37	....
....	3·99	....	9,792	2,521	....	0·82	....
....	76·97	....	5,189	99,257	....	73·15	....
....	3·10	....	3,048	....	361	....	0·42
....	3·03	....	45,182	....	11,163	....	0·99
....	40·29	....	4,017	31,748	....	35·77	....
....	5·73	....	9,528	5,311	....	2·05	....
....	24·46	....	30,068	1,74,118	....	20·86	....
....	25·60	....	9,745	62,339	....	22·13	....
....	10·05	....	8,024	11,794	....	5·98	....
....	24·24	....	69,669	4,35,148	....	20·89	....
....	30·92	....	876	7,206	....	27·57	....
5,423	....	55·69	316	....	5,739	....	58·94
....	63·87	....	3,862	66,256	....	60·34	....
....	307·14	....	631	47,876	....	303·15	....
....	75·75	....	1,763	33,957	....	72·01	....
....	11·75	....	4,749	8,808	....	7·63	....
....	43·06	....	1,742	20,830	....	40·21	....
....	10·63	....	12,82,702	25,67,654	....	7·09	....

\*Interest calculated on the capital outlay on Irrigation works at the following rates :  
 Expenditure to end of 1916-17 at 3·3252 per cent.  
 Do. from 1917-18 to date at 5·85 per cent.

Name of Projects.	COST OF CONSTRUCTION AS NOW ESTIMATED.			During
	Direct Charges.	Indirect Charges.	Total.	
	2	3	4	5
Brought forward ..	Rs. 3,53,13,802	Rs. 11,80,590	Rs. 3,64,94,392	Rs. 5,22,219
<i>55.—Construction of Irrigation, Navigation, Embankment and Drainage Works—A—Irrigation Works.</i>				
PRODUCTIVE.				
SIND.				
<i>Works under Construction.</i>				
Lloyd Barrage Canals and Construction ..	17,82,34,564	53,12,979	18,35,47,543	1,16,18,637
Garkino Canal .. .. .	1,25,551	4,091	1,29,642	18,025
Total ..	17,83,60,115	53,17,070	18,36,77,185	1,16,36,662
Total, Sind ..	21,36,73,917	64,97,660	22,01,71,577	1,21,58,881
DECCAN AND GUJARAT.				
<i>Works in Operation.</i>				
Gadikeri Tank .. .. .	16,363	555	16,918	....
Mavinkop do. .. .. .	30,185	3,319	33,504	....
Shahada Channel .. .. .	92,117	5,484	97,601	24,082
Total, Deccan and Gujarat ..	1,38,665	9,358	1,48,023	24,082
Total Productive ..	21,38,12,582	65,07,018	22,03,19,600	1,21,82,963
UNPRODUCTIVE.				
SIND.				
<i>Works in Operation.</i>				
Mahiwah .. .. .	13,98,274	59,328	14,57,602	3,678
Dad Canal .. .. .	26,01,693	99,476	27,01,169	4,627
Nasrat do. .. .. .	18,08,482	58,277	18,66,759	—83
Suttah do. .. .. .	1,81,886	6,270	1,88,156	4,181
Baghar do. .. .. .	7,58,607	22,240	7,80,847	2,23,895
Dadu do. .. .. .	28,249	666	28,915	....
Total ..	67,77,191	2,46,257	70,23,448	2,36,298
<i>Works under Construction.</i>				
Seharwah Canal .. .. .	8,57,487	22,038	8,79,525	—240
<i>Works in Abeyance.</i>				
Naulakhi (abandoned project) ..	12,17,935	44,619	12,62,554	....
Total, Unproductive Sind ..	88,52,613	3,12,914	91,65,527	2,36,058
Carried over ..	38,52,613	3,12,914	91,65,527	2,36,058
	21,38,12,582	65,07,018	22,03,19,600	1,21,82,963

CAPITAL OUTLAY.					GROSS RECEIPTS DURING THE YEAR.		
the year.		To end of year.			Direct Receipts	Portion of Land Revenue due to work.	Total.
Indirect Charges.	Total.	Direct Charges.	Indirect Charges.	Total.			
6	7	8	9	10	11	12	13
Rs.	Rs.	Rs.	Rs.	Rs.	Rs.	Rs.	Rs.
18,784	5,41,003	3,50,74,482	11,53,309	3,62,27,791	4,23,486	73,03,830	77,27,316
409,740	1,20,28,377	1,70,03,445	6,44,250	1,76,47,695	....	....	....
556	18,581	1,18,205	3,852	1,22,057	....	....	....
4,10,296	1,20,46,958	1,71,21,650	6,48,102	1,77,69,752	....	....	....
4,29,080	1,25,87,961	5,21,96,132	18,01,411	5,39,97,543	4,23,486	73,03,830	77,27,316
....	....	16,363	555	16,918	....	2,356	2,356
....	....	30,185	3,319	33,504	....	1,846	1,846
1,978	26,060	87,995	6,544	94,539	6,534	5,958	12,492
1,978	26,060	1,34,543	10,418	1,44,961	6,534	10,160	16,694
4,31,058	1,26,14,021	5,23,30,675	18,11,829	5,41,42,504	4,30,020	73,13,990	77,44,010
114	3,792	13,98,177	59,320	14,57,497	1,226	69,499	70,725
193	4,820	25,90,664	94,815	26,85,479	1,373	2,84,611	2,85,984
—4	—87	18,08,482	58,277	18,66,759	—136	1,93,234	1,93,098
94	4,275	1,81,886	6,270	1,88,156	73	31,054	31,127
6,901	2,30,796	4,91,580	13,184	5,04,764	3,734	75,781	79,515
....	....	28,249	666	28,915	101	33,367	33,468
7,298	2,43,596	64,99,038	2,32,532	67,31,570	6,371	6,87,546	6,93,917
7	—247	28,029	526	28,555	....	....	....
....	....	5,112	33	5,145	....	....	....
7,291	2,43,349	65,32,179	2,33,091	67,31,570	6,371	6,87,546	6,93,917
7,291	2,43,349	65,32,179	2,33,091	67,65,270	6,371	6,87,546	6,93,917
4,31,058	1,26,14,021	5,23,30,675	18,11,829	5,41,42,504	4,30,020	73,13,590	77,44,010

Name of Projects.  1	WORKING EXPENSES DURING THE YEAR.			NET RESULTS
	Direct Charges.	Indirect Charges.	Total.	Net receipts (or excess Revenue).
	14	15	16	17
Brought forward ..	Rs. 37,22,664	Rs. 1,54,296	Rs. 38,76,960	Rs. 38,50,356
<b>55.—Construction of Irrigation, Navigation, Embankment and Drainage Works—A—Irrigation Works.</b>				
PRODUCTIVE.				
SIND.				
<i>Works under Construction.</i>				
Lloyd Barrage Canals and Construction ..	....	....	....	....
Garkino Canal .. .. .	....	....	....	....
Total ..	....	....	....	....
Total, Sind ..	37,22,664	1,54,296	38,76,960	38,50,356
DECCAN AND GUJARAT.				
<i>Works in Operation.</i>				
Gadikeri Tank .. .. .	518	26	544	1,812
Mavinkop do. .. .. .	438	23	461	1,385
Shahada Channel .. .. .	5,235	272	5,507	6,985
Total, Deccan and Gujarat ..	6,191	321	6,512	10,182
Total Productive ..	37,28,855	1,54,617	38,83,472	38,60,538
UNPRODUCTIVE.				
SIND.				
<i>Works in Operation.</i>				
Mahiwah .. .. .	3,31,087	10,086	3,41,173	....
Dad Canal .. .. .	2,02,003	8,303	2,10,306	75,678
Nasrat do. .. .. .	1,68,573	6,597	1,75,170	17,928
Suttah do. .. .. .	1,726	—47	1,679	29,448
Baghar do. .. .. .	44,877	1,244	46,121	33,394
Dadu do. .. .. .	25,042	712	25,754	7,714
Total ..	7,73,308	26,895	8,00,203	....
<i>Works under Construction.</i>				
Shearwah Canal .. .. .	....	....	....	....
<i>Works in Abeyance.</i>				
Naulakhi (abandoned project) ..	....	....	....	....
Total, Unproductive Sind ..	7,73,308	26,895	8,00,203	....
Carried over ..	7,73,308	26,895	8,00,203	....
	37,28,855	1,54,617	38,83,472	38,60,538

(EXCLUDING INTEREST) FOR THE YEAR.			Simple Interest for the year at* per cent. during the year.	NET RESULTS (INCLUDING INTEREST) FOR THE YEAR.			
Net payment: (or deficit).	Rate per cent.			Excess Revenue (or profit).	Deficit (or loss).	Rate per cent.	
	Of Net Receipts.	Of Net Payments.				Of excess Revenue.	Of deficit.
18	19	20	21	22	23	24	25
Rs.			Rs.	Rs.	Rs.		
....	....	....	12,82,702	25,67,654	....	....	....
....	....	....	6,38,055	....	6,38,055	....	3.62
....	....	....	6,388	....	6,388	....	5.23
....	....	....	6,44,443	....	6,44,443	....	3.63
....	7.13	....	19,31,597	19,23,211	....	3.56	....
....	10.71	....	544	1,268	....	7.49	....
....	4.13	....	1,004	381	....	1.14	....
....	7.35	....	2,904	4,081	....	4.32	....
....	7.0	....	4,452	5,730	....	3.95	....
....	7.13	....	19,31,597	19,28,941	....	3.56	....
2,70,448	....	18.55	46,817	....	3,17,265	....	21.77
....	2.81	....	86,364	....	10,686	....	0.40
....	0.96	....	60,062	....	42,114	....	2.26
....	15.65	....	6,123	23,324	....	12.40	....
....	6.61	....	16,535	16,859	....	3.34	....
....	26.68	....	940	6,774	....	23.43	....
1,06,286	....	1.58	2,16,842	....	3,23,128	....	4.80
....	....	....	1,647	....	1,647	....	5.77
....	....	....	170	....	170	....	3.30
1,06,286	....	1.57	2,18,659	....	3,24,945	....	4.80
1,06,286	....	....	2,18,659	....	3,24,945	....	....
....	....	....	19,31,597	19,23,941	....	....	....

\*Interest calculated on the capital outlay on Irrigation works at the following rates :—

Expenditure to end of 1916-17 at 3.3252 per cent.

Do. from 1917-18 to date at 5.85 per cent.



Name of Projects.	COST OF CONSTRUCTION AS NOW ESTIMATED.			During
	Direct Charges.	Indirect Charges.	Total.	
	2	3	4	5
	Rs.	Rs.	Rs.	Rs.
Brought forward ..	21,38,12,582	65,07,018	22,03,19,600	1,21,82,963
	88,52,613	3,12,914	91,65,527	2,36,058
<i>55.—Construction of Irrigation, Navigation, Embankment and Drainage Works—A—Irrigation Works.</i>				
UNPRODUCTIVE.				
DECCAN AND GUJARAT.				
<i>Works in Operation.</i>				
Hathmati and Kharicut Canal .. .. .	12,43,648	75,081	13,18,729	.....
Wangroli Tank .. .. .	2,42,512	50,783	2,93,295	.....
Tranra-Nagarama Tank .. .. .	2,38,032	42,603	2,80,635	.....
Savli Tank .. .. .	2,34,179	21,031	2,55,210	.....
Sahiat do. .. .. .	1,58,452	25,577	1,84,029	.....
Futelao do. .. .. .	1,07,356	9,105	1,16,461	.....
Lower Panjhra River Works .. .. .	4,45,382	23,239	4,68,621	.....
Hartala Tank .. .. .	47,948	25,434	73,382	.....
Mhaswa do. .. .. .	1,28,781	10,175	1,38,956	.....
Jamda Canal .. .. .	10,02,626	50,202	10,52,828	4,200
Batodi Tank .. .. .	3,52,685	27,022	3,79,707	.....
Ekrak do. .. .. .	12,28,117	1,12,269	13,40,386	.....
Koregaon do. .. .. .	37,923	1,266	39,189	.....
Ashti do. .. .. .	7,62,493	79,215	8,41,708	.....
Pathri do. .. .. .	6,27,825	15,021	6,42,846	.....
Krishna Canal .. .. .	8,99,429	51,644	9,51,073	2,212
Mhaswad do. .. .. .	20,05,553	90,463	20,96,016	.....
Revari do. .. .. .	56,771	3,040	59,811	.....
Upper Man River Works .. .. .	4,15,835	23,451	4,39,286	.....
Yerla River Irrigation Works .. .. .	7,35,446	45,828	7,81,274	2,697
Chikhli Canal .. .. .	53,803	3,639	57,442	.....
Maini Tank .. .. .	4,70,374	25,794	4,96,168	2,484
Muchkundi Tank .. .. .	1,40,217	18,490	1,58,707	.....
Gokak Canal—1st Section and Storage Works .. .. .	13,59,125	84,859	14,53,994	36,842
Dambal Tank .. .. .	60,847	3,133	63,980	.....
Medleri do. .. .. .	78,354	3,038	81,392	.....
Madag do. .. .. .	1,61,248	6,350	1,67,598	.....
Asundi do. .. .. .	60,741	14,254	74,995	.....
Dharma Canal .. .. .	95,509	2,323	97,832	.....
Kadwa River Works .. .. .	9,73,578	62,510	10,36,088	—90
Chankapur Tank .. .. .	19,85,333	68,387	20,53,720	4,047
Pravara River Works—Lakh Canal .. .. .	3,52,446	19,445	3,71,891	.....
	1,67,72,568	10,94,681	1,78,67,249	52,392
Carried over ..	88,52,613	3,12,914	91,65,527	2,36,058
	21,38,12,582	65,07,018	22,03,19,600	1,21,82,963

CAPITAL OUTLAY.					GROSS RECEIPTS DURING THE YEAR.		
the year.		To end of year.			Direct Receipts.	Portion of Land Revenue due to work.	Total.
Indirect Charges.	Total.	Direct Charges.	Indirect Charges.	Total.			
6	7	8	9	10	11	12	13
Rs.	Rs.	Rs.	Rs.	Rs.	Rs.	Rs.	Rs.
4,31,058	1,26,14,021	5,23,30,675	18,11,829	5,41,42,504	4,30,020	73,13,990	77,44,010
7,291	2,43,349	65,32,179	2,33,091	67,65,270	6,371	6,87,546	6,93,917
.....	.....	12,43,648	75,081	13,18,729	70,213	.....	70,213
.....	.....	2,42,512	50,783	2,93,295	3,827	.....	3,827
.....	.....	2,38,032	42,603	2,80,635	1,507	.....	1,507
.....	.....	2,34,179	21,031	2,55,210	3,373	.....	3,374
.....	.....	1,58,452	25,577	1,84,029	1,145	.....	1,145
.....	.....	1,07,356	9,105	1,16,461	262	.....	262
.....	.....	4,45,382	23,239	4,68,621	13,523	8,948	22,471
.....	.....	47,948	25,434	73,382	1,141	.....	1,141
.....	.....	1,28,781	10,175	1,38,956	1,938	.....	1,938
130	4,330	9,98,336	50,131	10,48,467	8,140	.....	8,140
.....	.....	3,52,685	27,022	3,79,707	6,572	2,794	9,366
.....	.....	12,28,117	1,12,269	13,40,386	1,16,849	.....	1,16,849
.....	.....	37,923	1,266	39,189	2,465	.....	2,465
.....	.....	7,62,493	79,215	8,41,708	30,656	.....	30,656
.....	.....	6,27,825	15,021	6,42,846	9,480	.....	9,480
69	2,381	8,96,174	51,584	9,47,758	44,063	.....	44,063
.....	.....	20,05,553	90,463	20,96,016	75,588	.....	75,588
.....	.....	56,771	3,040	59,811	1,824	.....	1,824
.....	.....	4,15,835	23,451	4,39,286	1,557	.....	1,587
84	2,781	7,35,672	45,536	7,81,508	28,986	.....	28,986
.....	.....	53,803	3,639	57,442	1,186	.....	1,186
77	2,561	4,63,444	25,730	4,94,174	10,485	.....	10,485
.....	.....	1,40,217	18,490	1,58,707	5,301	.....	5,301
1,766	38,608	13,38,592	81,938	14,20,530	44,752	.....	44,752
.....	.....	60,847	3,133	63,980	304	916	1,220
.....	.....	78,354	3,038	81,392	931	.....	931
.....	.....	1,61,248	6,350	1,67,598	4,398	.....	4,398
.....	.....	60,741	14,254	74,995	513	687	1,200
.....	.....	95,509	2,323	97,832	2,527	2,397	136
5	95	9,72,894	62,494	10,35,388	51,638	594	52,232
220	4,267	19,85,742	68,488	20,54,230	57,588	.....	57,588
.....	.....	3,52,446	19,445	3,71,891	2,294	225	2,519
2,341	54,733	1,67,32,511	10,91,648	1,78,24,159	6,05,056	11,774	6,16,830
7,291	2,43,349	65,32,179	2,33,091	67,65,270	6,371	6,87,546	6,93,917
4,31,058	1,26,14,021	5,23,30,675	18,11,829	5,41,42,504	4,30,020	73,13,990	77,44,010

Name of Projects.	WORKING EXPENSES DURING THE YEAR.			NET RESULTS
	Direct Charges.	Indirect Charges.	Total.	Net receipts (or excess revenue).
	14	15	16	17
	Rs.	Rs.	Rs.	Rs.
Brought forward ..	37,28,855	1,54,617	38,83,472	38,60,538
	7,73,308	26,895	8,00,203	....
<i>55.—Construction of Irrigation, Navigation, Embankment and Drainage Works—A—Irrigation Works.</i>				
UNPRODUCTIVE.				
DECCAN AND GUJARAT.				
<i>Works in Operation.</i>				
Hathmati and Kharicut Canal .. .. .	32,335	684	33,019	37,194
Wangroli Tank .. .. .	1,334	241	10,575	....
Tranza-Nagarama Tank .. .. .	2,690	63	2,753	....
Savli Tank .. .. .	5,633	129	5,762	....
Sahiat do. .. .. .	3,936	92	4,028	....
Futelao do. .. .. .	1,575	37	1,612	....
Lower Panjhra River Works .. .. .	4,932	275	5,207	17,264
Hartala Tank .. .. .	793	48	841	300
Mhaswa do. .. .. .	1,470	88	1,558	380
Jamda Canal .. .. .	12,056	73	12,779	....
Bhatodi Tank .. .. .	8,995	401	9,396	....
Ekruk do. .. .. .	19,925	834	20,759	96,090
Koregaon do. .. .. .	1,735	92	1,827	638
Ashti do. .. .. .	7,359	361	7,720	22,936
Pathri do. .. .. .	4,996	258	5,254	4,226
Krishna Canal .. .. .	20,630	1,178	21,808	22,255
Mhaswad Canal .. .. .	21,212	1,741	22,953	52,635
Revani do. .. .. .	2,658	175	2,833	....
Upper Man River Works .. .. .	2,797	187	2,984	....
Yerla River Irrigation Works .. .. .	21,283	1,322	23,010	5,976
Chikhli Canal .. .. .	847	54	901	285
Maini Tank .. .. .	5,175	324	5,499	4,986
Muchkundi Tank .. .. .	5,230	211	5,441	1,850
Gokak Canal—1st Section and Storage Works .. .. .	16,525	1,444	17,969	26,783
Dambal Tank .. .. .	635	52	687	533
Medleri do. .. .. .	945	86	1,031	....
Madaq do. .. .. .	2,162	185	2,347	2,051
Asundi do. .. .. .	1,180	103	1,283	....
Dharma Canal .. .. .	2,410	337	2,747	....
Kadwa River Works .. .. .	49,629	4,092	53,721	....
Chankapur Tank .. .. .	44,354	3,600	47,954	9,634
Pravara River Works—Lakh Canal .. .. .	4,056	335	4,391	....
	3,18,837	19,822	3,38,659	2,78,171
Carried over ..	7,73,308	26,895	8,00,203	....
	37,28,855	1,54,617	38,83,472	38,60,538

(EXCLUDING INTEREST) FOR THE YEAR.			Simple Interest for the year at * per cent. during the year.	NET RESULTS (INCLUDING INTEREST) FOR THE YEAR.			
Net payments (or deficit).	Rate per cent.			Excess Revenue (or profit).	Deficit (or loss).	Rate per cent.	
	Of Net Receipts.	Of Net Payments.				Of excess Revenue.	Of deficit.
18	19	20	21	22	23	24	25
Rs.			Rs.	Rs.	Rs.		
...	....	....	19,31,597	19,28,941	....	....	....
1,06,286	....	....	2,18,659	....	3,24,945	....	....
....	....	....	....	....	....	....	....
6,748	2.82	....	41,421	....	4,227	....	0.32
1,246	....	2.30	8,154	....	14,902	....	5.08
2,388	....	0.44	7,915	....	9,161	....	3.27
2,883	....	0.94	7,787	....	10,175	....	3.99
1,350	....	1.56	5,269	....	8,152	....	4.42
....	....	1.16	3,570	....	4,920	....	4.22
....	3.69	....	14,810	2,454	....	0.52	....
....	0.41	....	1,594	....	1,234	....	1.76
....	0.27	....	4,282	....	3,902	....	2.81
4,639	....	0.44	33,255	....	37,894	....	3.61
30	....	0.01	11,727	....	11,757	....	3.09
....	7.17	....	40,837	55,253	....	4.12	....
....	1.63	....	1,261	....	623	....	1.59
....	2.73	....	25,492	....	2,556	....	0.30
....	0.66	....	20,876	....	16,650	....	2.59
....	2.35	....	29,816	....	7,561	....	0.80
....	2.81	....	66,688	....	14,053	....	0.67
1,009	....	1.69	1,888	....	2,897	....	4.84
1,397	....	0.32	13,827	....	1,224	....	3.47
....	0.76	....	24,791	....	18,815	....	2.41
....	0.50	....	1,789	....	1,504	....	2.62
....	1.01	....	15,664	....	10,678	....	2.16
....	1.17	....	4,663	....	2,813	....	1.77
....	1.88	....	44,364	....	17,581	....	1.24
....	0.83	....	2,023	....	1,490	....	2.33
100	....	0.12	2,605	....	2,705	....	3.32
....	1.22	....	5,362	....	3,311	....	1.98
83	....	0.11	2,020	....	2,103	....	2.81
2,611	....	2.67	3,428	....	6,039	....	6.17
1,489	....	0.14	32,382	....	33,871	....	3.27
....	0.47	....	69,565	....	59,931	....	2.92
1,872	....	0.50	11,720	....	13,592	....	3.65
....	....	....	5,60,845	....	2,82,674	....	....
1,06,286	....	....	2,18,659	....	3,24,945	....	....
....	....	....	19,31,597	19,28,941	....	....	....

\* Interest calculated on the capital outlay on Irrigation works at the following rates : -

Expenditure to end of 1916-17 at 3.3252 per cent.

Do, from 1917-18 to date at 5.85 per cent.

Name of Projects.	COST OF CONSTRUCTION AS NOW ESTIMATED.			During
	Direct Charges.	Indirect Charges.	Total.	
	2	3	4	5
	Rs.	Rs.	Rs.	Rs.
	21,38,12,582	65,07,018	22,03,19,600	1,21,82,963
Brought forward ..	88,52,613	3,12,914	91,65,527	2,36,058
	1,67,72,568	10,94,681	1,78,67,249	52,392
<i>55.—Construction of Irrigation, Navigation, Embankment and Drainage Works—A—Irrigation Works.</i>				
UNPRODUCTIVE.				
DECCAN AND GUJARAT—contd.				
<i>Works in Operation—contd.</i>				
Godavari Canal .. .. .	97,52,414	4,97,757	1,02,50,171	38,334
Pravara do. .. .. .	1,34,02,491	6,46,975	1,40,49,466	3,02,217
Parsul Tank .. .. .	2,11,995	6,951	2,18,946	....
Pravara Left Bank Canal .. .. .	3,24,317	23,233	3,47,550	....
Mutha Canal including Matoba Tank .. .. .	62,54,649	2,95,758	65,50,407	5,690
Nira Canal and Shetphal Tank .. .. .	62,29,431	3,71,726	66,01,157	3,525
Kasurdi Tank .. .. .	40,812	4,778	45,590	....
Shirsuphal do. .. .. .	2,12,199	12,369	2,24,568	....
Bhadalwadi do. .. .. .	2,13,115	14,307	2,27,422	....
Total Works in operation ..	5,34,13,991	29,68,535	5,63,82,526	4,02,158
<i>Works under Construction.</i>				
Maladevi Tank .. .. .	3,04,671	9,903	3,14,574	....
Budhihal do. .. .. .	13,98,529	56,091	14,54,620	—188
Nira Right Bank Canals .. .. .	6,00,74,055	19,02,888	6,19,76,943	27,61,391
Gokak Canal Survey .. .. .	67,865	....	67,865	2,468
Victoria Tank .. .. .	4,37,530	23,473	4,61,003	—118
Suki River .. .. .	....	....	....	....
Total Works under construction ..	6,22,82,650	19,92,355	6,42,75,005	27,63,553
<i>Works in Abeyance.</i>				
Gokak Canal 2nd Section .. .. .	1,78,001	13,994	1,91,995	....
Total, Unproductive Deccan and Gujarat ..	11,58,74,642	49,74,884	12,08,49,526	31,65,711
Total Unproductive ..	12,47,27,255	52,87,798	13,00,15,053	34,01,769
Grand Total, 55—Construction of Irrigation Works.	33,85,39,837	1,17,94,816	35,03,34,653	1,55,84,732
Works for which only revenue accounts are kept ..	....	....	....	....

NOTE.—Direct Charges under Working Expenses include share of collection charges in the Civil Department

CAPITAL OUTLAY.					GROSS RECEIPTS DURING THE YEAR.		
the year.		To end of year.			Direct Receipts.	Portion of Land Revenue due to work.	Total.
Indirect Charges.	Total.	Direct Charges.	Indirect Charges.	Total.			
6	7	8	9	10	11	12	13
Rs.	Rs.	Rs.	Rs.	Rs.	Rs.	Rs.	Rs.
4,31,058	1,26,14,021	5,23,30,675	18,11,829	5,41,42,504	4,30,020	73,13,990	77,44,010
7,291	2,43,349	65,32,179	2,33,091	67,65,270	6,371	6,87,546	6,93,917
2,341	54,733	1,67,32,511	10,91,648	1,78,24,159	6,05,056	11,774	6,16,830
2,141	40,475	97,93,491	5,00,919	1,02,94,410	5,36,243	....	5,36,243
18,788	3,21,005	1,33,67,288	4,51,324	1,38,18,612	1,49,730	....	1,49,730
....	....	2,08,007	6,988	2,14,995	4,861	....	4,861
....	....	3,24,317	23,233	3,47,550	2,87,553	76	2,97,629
308	5,998	62,50,330	2,95,621	65,45,951	3,46,372	52	3,46,424
213	3,738	62,71,265	3,74,266	66,45,531	7,15,529	....	7,15,529
....	....	40,812	4,778	45,590	472	....	472
....	....	2,12,199	12,369	2,24,568	6,282	....	6,282
....	....	2,13,115	14,307	2,27,422	2,310	....	2,310
23,791	4,25,949	5,34,13,335	27,75,453	5,61,88,738	26,54,408	11,902	26,66,310
....	....	3,02,040	9,888	3,11,928	....	....	....
19	—169	4,92,160	18,399	5,10,559	....	....	....
1,31,729	28,93,120	3,29,46,042	9,87,585	3,39,33,627	....	....	....
118	2,586	98,859	4,650	1,03,509	....	....	....
2	—116	62,496	4,031	66,527	....	....	....
....	....	15,139	385	15,524	....	....	....
1,31,868	28,95,421	3,39,16,736	10,24,938	3,49,41,674	....	....	....
....	....	1,76,306	13,978	1,90,284	....	....	....
1,55,659	33,21,370	8,75,06,377	38,14,369	9,13,20,746	26,54,408	11,902	26,66,310
1,62,950	35,64,719	9,40,38,556	40,47,460	9,80,85,016	26,60,779	6,99,448	33,60,227
5,94,008	1,61,73,740	14,63,69,231	58,59,289	15,22,28,520	30,90,799	80,13,438	1,11,04,237
....	....	....	....	....	....	....	....

calculated at certain percentages fixed by Government, but which are not adjusted in the Finance Accounts.

Name of Projects.	WORKING EXPENSES DURING THE YEAR.			NET RESULTS
	Direct Charges.	Indirect Charges.	Total.	Net receipts (or excess Revenue).
	14	15	16	17
	Rs.	Rs.	Rs.	Rs.
	37,28,855	1,54,617	38,83,472	38,60,538
Brought forward	7,73,308	26,895	8,00,203	....
	3,18,837	19,822	3,38,659	2,78,171
<i>55.—Construction of Irrigation, Navigation, Embankment and Drainage Works—A—Irrigation Works.</i>				
UNPRODUCTIVE.				
DECCAN AND GUJARAT.				
<i>Works in Operation.</i>				
Godavari Canal .. .. .	3,33,667	26,149	3,59,816	1,76,427
Pravara do. .. .. .	94,486	7,451	1,01,937	47,793
Parsul Tank .. .. .	1,840	138	1,978	2,883
Pravara Left Bank Canal .. .. .	1,30,325	9,864	1,40,189	1,47,440
Mutha Canal including Matoba Tank .. .. .	1,45,127	11,719	1,56,846	1,89,578
Nira Canal and Shetphal Tank .. .. .	3,05,414	23,579	3,28,993	3,86,536
Kasurdi Tank .. .. .	1,285	113	1,398	....
Shirsuphal do. .. .. .	4,072	332	4,404	1,878
Bhadalwadi do. .. .. .	3,944	339	4,283	....
Total Works in operation .. .. .	13,32,997	99,506	14,38,503	12,27,807
<i>Works under Construction.</i>				
Maladevi Tank .. .. .	....	....	....	....
Budhihal do. .. .. .	....	....	....	....
Nira Right Bank Canals .. .. .	424	59	483	....
Gokak Canal Survey .. .. .	....	....	....	....
Victoria Tank .. .. .	....	....	....	....
Suki River .. .. .	....	....	....	....
Total Works under construction .. .. .	424	59	483	....
<i>Works in Abeyance.</i>				
Gokak Canal 2nd Section .. .. .	....	....	....	....
Total, Unproductive, Deccan and Gujarat .. .. .	13,39,421	99,565	14,38,986	12,27,324
Total Unproductive .. .. .	21,12,729	1,26,460	22,39,189	11,21,038
Grand Total, 55—Construction of Irrigation Works.. .. .	58,41,584	2,81,077	61,22,661	49,81,576
Works for which only revenue accounts are kept—Sind. .. .. .	....	....	....	....

Bombay, 12th November 1925.

(EXCLUDING INTEREST) FOR THE YEAR.			Simple Interest for the year at per cent. during the year.	NET RESULTS (INCLUDING INTEREST) FOR THE YEAR.			
Net payments (or deficit).	Rate per cent.			Excess Revenue (or profit).	Deficit (or loss).	Rate per cent.	
	Of Net Receipts.	Of Net Payments.				Of excess Revenue.	Of deficit.
18	19	20	21	22	23	24	25
Rs.			Rs.	Rs.	Rs.		
....	....	....	19,31,597	19,28,941	....	....	....
1,06,286	....	....	2,18,659	....	3,24,945	....	....
....	....	....	5,60,845	....	2,82,674	....	....
....	....	....	....	....	....	....	....
....	1.71	....	3,31,411	....	1,54,984	....	1.51
....	0.35	....	6,07,933	....	5,60,140	....	4.05
....	1.34	....	6,917	....	4,034	....	1.88
....	42.42	....	10,784	1,36,656	....	39.32	....
....	2.90	....	2,07,470	....	17,892	....	0.27
....	5.82	....	2,12,836	1,73,700	....	2.61	....
926	....	2.03	1,357	....	2,283	....	5.01
1,973	0.84	....	7,056	....	5,178	....	2.31
....	....	0.87	7,087	....	9,060	....	3.98
....	2.19	....	19,53,696	....	7,25,889	....	1.29
....	....	....	10,043	....	10,043	....	3.22
....	....	....	16,399	....	16,399	....	3.21
483	....	....	15,75,424	....	15,75,907	....	4.64
....	....	....	5,711	....	5,711	....	5.51
....	....	....	2,281	....	2,281	....	3.43
....	....	....	503	....	503	....	3.24
483	....	....	16,10,361	....	16,10,844	....	4.61
....	....	....	5,863	....	5,863	....	3.08
....	1.34	....	35,69,920	....	23,42,596	....	2.57
....	1.14	....	37,88,579	....	26,67,541	....	2.72
....	3.27	....	57,20,176	....	7,38,600	....	0.48
....	....	....	....	....	....	....	....

N. V. RAGHAVAN,  
Accountant-General.



## DESERT CANAL.

## CANAL PROJECT.

No. 2.—Capital Account for, and to end of, 1924-25.

Heads of Account.	Direct Charges.			Cost of Construction as now estimated (Construction estimate closed on 31st Mar. 1892).	Expenditure against closed estimates.
	Previous.	1924-25.	Total.		
1	2	3	4	5	6
<b>I.—WORKS.</b>					
(1) HEAD WORKS.					
C. Works .. .. .	63,481	..	63,481	63,481	63,481
K. Buildings .. .. .	3,620	..	3,620	3,620	3,620
Total, Head Works ..	67,101	..	67,101	67,101	67,101
(2) MAIN CANALS AND BRANCHES.					
A. Preliminary Expenses .. .. .	1,425	..	1,425	1,425	1,425
B. Land .. .. .	2,095	..	2,095	4,457	2,095
D. Regulators .. .. .	1,35,525	438	1,35,963	1,35,963	1,35,963
E. Falls and Weirs .. .. .	75,450	..	75,450	75,450	75,450
F. River and hill torrent works .. .. .	3	..	3	3	3
G. Bridges .. .. .	79,136	..	79,136	79,136	79,136
H. Escapes .. .. .	15,835	..	15,835	15,835	15,835
I. Navigation Works .. .. .	6,665	..	6,665	6,665	6,665
K. Buildings .. .. .	72,274	..	72,274	72,274	72,274
L. Earth-work .. .. .	14,56,901	1,980	14,58,881	14,58,784	14,56,901
M. Plantations .. .. .	1,507	..	1,507	1,507	1,507
O. Miscellaneous .. .. .	15,117	819	15,936	15,894	15,117
P. Maintenance .. .. .	6,908	..	6,908	6,908	6,908
Total, Main Canals and Branches ..	18,68,841	3,237	18,72,078	18,74,301	18,69,279
(3) DISTRIBUTARIES.					
A. Preliminary Expenses .. .. .	50	..	50	50	50
B. Land .. .. .	313	..	313	313	313
C. Works .. .. .	1,04,778	3,647	1,08,425	1,08,425	1,08,425
L. Earth-work .. .. .	1,05,205	..	1,05,205	1,05,205	1,05,205
Total, Distributaries ..	2,10,346	3,647	2,13,993	2,13,993	2,13,993
Total, I—Works ..	21,46,288	6,884	21,53,172	21,55,395	21,50,373
Carried over ..	21,46,288	6,884	21,53,172	21,55,395	21,50,373

DESERT CANAL.

CANAL PROJECT.

No. 2.—Capital Account for, and to end of, 1924-25.

Heads of Account.	Direct Charges.			Cost of Construction as now estimated (Construction estimate closed on 31st Mar. 1892).	Expenditure against closed estimates.
	Previous.	1924-25.	Total.		
1	2	3	4	5	6
	Rs.	Rs.	Rs.	Rs.	Rs.
Brought forward ..	21,46,288	6,884	21,53,172	21,55,395	21,50,373
<b>II.—ESTABLISHMENT.</b>					
1 and 2. Direction and Accounts ..	4,86,210	1,334	4,87,544	4,88,091	4,87,011
3. Executive .. .. .					
Total, Establishment ..	4,86,210	1,334	4,87,544	4,88,091	4,87,011
<b>III.—TOOLS AND PLANT ..</b>					
	25,455	76	25,531	25,575	25,500
Grand Total ..	26,57,953	8,294	26,66,247	26,69,061	26,62,884
V.—Less—Receipts on Capital Account.	37	..	37	37	37
Net Outlay ..	26,57,916	8,294	26,66,210	26,69,024	26,62,847
<i>Apportionment.</i>					
Chargeable to 49—Irrigation ..	19,49,853	..	19,49,853	19,49,853	19,49,853
Chargeable to 43—Minor Works and Navigation.	7,05,448	..	7,05,448	7,05,448	7,05,448
Chargeable to 55—Construction of Irrigation Works—Provincial.	2,615	8,294	10,909	13,723	7,546
Total ..	26,57,916	8,294	26,66,210	26,69,024	26,62,847

## DESERT CANAL.

## CANAL PROJECT.

No. 3.—Revenue Account for, and to end of, 1924-25.

Receipts.	TOTAL.			Charges.	TOTAL.		
	Previous.	1924-25.	Total.		Previous.	1924-25.	Total.
	Rs.	Rs.	Rs.		Rs.	Rs.	Rs.
<b>I.—DIRECT RECEIPTS.</b>				<b>I.—E X T E N S I O N S AND IMPROVEMENTS.</b>			
1. Water-rates from Irrigation.	25,81,347	95,246	26,76,593	1. Head Works..	7,739	...	7,739
5. Plantations ..	13,555	95	14,129	2. Main Canals and Branches ..	2,04,111	2,833	2,06,944
6. Other Canal produce ..		479		48,848	...	48,848	...
9. Rents of buildings ..	10,445	26	10,471				
10. Fines ..	26,741	1,866	28,607	<b>Total ..</b>	<b>2,60,698</b>	<b>2,833</b>	<b>2,63,531</b>
11. Miscellaneous receipts ..	33,930	2,212	36,142				
12. <i>Deduct</i> —Refunds ..	40	163	203	<b>II.—M A I N T E N A N C E AND REPAIRS.</b>			
<b>Total ..</b>	<b>26,65,978</b>	<b>99,761</b>	<b>27,65,739</b>	1. Head Works..	43,743	...	43,743
				2. Main Canals and Branches ..	29,73,885	1,73,329	31,47,214
<b>II.—INDIRECT RECEIPTS.</b>				3. Distributaries ..	41,270	...	41,270
Irrigation share of Land Revenue collected in the Civil Department.	89,95,835	4,45,454	94,41,289	<b>Total ..</b>	<b>30,58,898</b>	<b>1,73,329</b>	<b>32,32,227</b>
4 per cent. on 9/10ths of the proceeds from sales of occupancy rights per Govt. of India Nos. 53 and 58-A—1, dated respectively 20th June and 1st August 1889, communicated in Government Resolution No. 1209, dated 10th July and No. 1913, dated 7th November 1889 ..	56,948	2,357	59,305	<b>III.—COMPEN- SATION ..</b>	279	..	279
				<b>IV.—ESTAB- LISHMENT.</b>			
				1 and 2. Direc- tion and Ac- counts.	7,60,979	34,149	7,95,128
				3. Executive ..			
<b>Total ..</b>	<b>90,52,783</b>	<b>4,47,811</b>	<b>95,00,594</b>	<b>Total ..</b>	<b>7,60,979</b>	<b>34,149</b>	<b>7,95,128</b>
<b>Total Receipts ..</b>	<b>1,17,18,761</b>	<b>5,47,572</b>	<b>1,22,66,333</b>	<b>V.—T O O L S AND PLANT ..</b>	33,520	1,932	35,452
<b>Carried over ..</b>	<b>1,17,18,761</b>	<b>5,47,572</b>	<b>1,22,66,333</b>	<b>Carried over ..</b>	<b>41,14,374</b>	<b>2,12,243</b>	<b>43,26,617</b>

ADMINISTRATIVE ACCOUNTS FOR THE YEAR 1924-25.

21

DESERT CANAL.

CANAL PROJECT.

No. 3.—Revenue Account for, and to end of, 1924-25.

Receipts.	TOTAL.			Charges.	TOTAL.		
	Previous.	1924-25.	Total.		Previous.	1924-25.	Total.
	Rs.	Rs.	Rs.		Rs.	Rs.	Rs.
Brought over ..	1,17,18,761	5,47,572	1,22,66,333	Brought over ..	41,14,374	2,12,243	43,26,617
<p><i>Note.</i>—Loss to the canal on account of difference between assessment of water rates on jaghir lands and assessment at the ordinary rates in force for Government lands noted here per Government of India Letter No. 233-I., 14th June 1883, communicated under Government Resolution No. 400, dated 11th August 1883.</p>				Profit and Loss—			
				VI.—REFUNDS OF REVENUE ..	7,245	....	7,245
				Suspense Account.	..	....	....
				Total ..	41,21,619	2,12,243	43,33,862
				Share of collection charges in the Civil Department.	6,23,026	26,949	6,49,975
				Total direct charges ..	47,44,645	2,39,192	49,83,837
				Indirect Charges debitable to Revenue Account as per Account No. 5 ..	1,18,499	6,543	1,25,042
				Total Charges ..	48,63,144	2,45,735	51,08,879
				Balance Net Revenue ..	68,55,617	3,01,837	71,57,454
				GRAND TOTAL ..	1,17,18,761	5,47,572	1,22,66,333
To end of 1923-1924 Rs. 24,97,900 ..							
Loss for 1923-24 Rs. 94,809							
Total Rs. 25,92,709							

N.B.—Construction Estimate closed on 31st March 1892—vide G.R. No. 1253, dated 28th July 1891.  
Completion Report approved in G. R. No. 1750, dated 10th November 1893.

## DESERT CANAL.

## CANAL PROJECT.

## No. 4.—Interest Account for, and to end of, 1924-25.

	Amount. Rs.		Amount. Rs.
Total interest charges to end of 1923-1924 .. ..	32,07,563	Net Revenue realized to end of 1923-1924 as per No. 3 .. ..	68,55,617
Interest charges for the year 1924-1925 .. ..	89,054	Net Revenue realized during 1924-1925 as per No. 3 .. ..	3,01,837
On Rs. 26,40,891 outlay to end of the year 1916-17 at the average rate 3.3252 per cent. .. ..	87,815	Total Net Revenue realized to end of the year as per No. 3 .. ..	71,57,454
On subsequent outlay Rs. 21,172 (from 1917-18 to 1923-24 and half of 1924-25) at the flat rate 5.85 per cent. .. ..	1,239	Balance net interest charges .. ..	-38,69,837
<b>Total ..</b>	<b>32,96,617</b>	<b>Total ..</b>	<b>32,96,617</b>

## No. 5.—Account of Indirect Charges for, and to end of, year 1924-25.

Particulars.	Previous.	1924-25.	Total.	Particulars.	Previous.	1924-25.	Total.
	Rs.	Rs.	Rs.		Rs.	Rs.	Rs.
<b>CAPITAL ACCOUNT.</b>				<b>REVENUE ACCOUNT.</b>			
1. Capitalized abatement of Land Revenue .. ..	2,284	..	2,284	1. Capitalized abatement of Land Revenue .. ..	5,830	..	5,830
2. Leave and Pension Allowances .. ..	77,792	187	77,979	2. Leave and Pension Allowances .. ..	1,08,573	4,781	1,13,354
3. Audit and Accounts Establishment .. ..	22	69	91	3. Audit and Accounts Establishment .. ..	4,096	1,762	5,858
<b>Total ..</b>	<b>80,098</b>	<b>256</b>	<b>80,354</b>	<b>Total ..</b>	<b>1,18,499</b>	<b>6,543</b>	<b>1,25,042</b>

DESERT CANAL.

CANAL PROJECT.

No. 6.—Statement comparing Capital Cost to end of 1924-25 with sanctioned estimates.

Particulars.	Charges against closed sanctions.			Current sanctions.			Total charges to date against old and current sanctions.
	Expenditure against construction estimate.	Expenditure against open capital sanctions.	Total.	Charge to date.	Amount of sanctioned estimate.	Unspent balance of estimate.	
1	2	3	4	5	6	7	8
	Rs.	Rs.	Rs.	Rs.	Rs.	Rs.	Rs.
<b>DIRECT CHARGES.</b>							
Works .. ..	9,86,127	11,64,246	21,50,373	2,799	5,022	2,223	21,53,172
Establishment .. ..	2,20,523	2,66,488	4,87,011	533	1,080	547	4,87,544
Tools and Plant .. ..	14,280	11,220	26,500	31	75	44	25,531
Total ..	12,20,930	14,41,954	26,62,884	3,363	6,177	2,814	26,66,247
Less—Receipts on Capital Account .. ..	37	..	37	..	..	..	37
Net Total ..	12,20,893	14,41,954	26,62,847	3,363	6,177	2,814	26,66,210
<b>INDIRECT CHARGES.</b>							
Capitalized abatement of Land Revenue .. ..	..	2,284	2,284	..	492	492	2,284
Leave and Pension Allowances ..	40,598	37,306	77,904	75	151	76	77,979
Audit and Accounts Establishment .. ..	..	63	63	28	50	22	91
Total ..	40,598	39,653	80,251	103	693	590	80,354
GRAND TOTAL ..	12,61,491	14,81,607	27,43,098	3,466	6,870	3,404	27,46,564

REMARKS.—Estimate sanctioned in G. R. (P.W. D.) No. 5434, dated 14th February 1924.

## UNHARWAH CANAL.

## CANAL PROJECT.

No. 2.—Detailed Account of Capital Expenditure for, and to end of, 1924-25.

Heads of Account.  1	Direct Charges.			Cost of construction as now estimated (Construction estimate closed on 31st Mar. 1891).  5	Expenditure against closed estimates.  6
	Previous.  2	1924-25.  3	Total.  4		
	Rs.	Rs.	Rs.	Rs.	Rs.
I.—WORKS.					
(1) HEAD WORKS.					
C. Works .. .. .	56,970	..	56,970	56,970	56,970
Total, Head Works ..	56,970	..	56,970	56,970	56,970
(2) MAIN CANALS AND BRANCHES.					
A. Preliminary Expenses ..	817	..	817	817	817
B. Land .. .. .	144	..	144	144	144
D. Regulators .. .. .	1,03,194	..	1,03,194	1,03,194	1,03,194
G. Bridges .. .. .	18,314	..	18,314	18,314	18,314
K. Buildings .. .. .	20,660	..	20,660	20,660	20,660
L. Earth-work .. .. .	3,58,463	..	3,58,463	3,58,463	3,58,463
M. Plantations .. .. .	1,179	..	1,179	1,179	1,179
Total, Main Canals and Branches..	5,02,771	..	5,02,771	5,02,771	5,02,771
(3) DISTRIBUTARIES.					
C. Works .. .. .	40,737	3,203	43,945	43,945	43,945
L. Earth-work .. .. .	28,997	..	28,997	28,997	28,997
O. Miscellaneous .. .. .	4,089	..	4,089	4,089	4,089
Total, Distributaries ..	73,813	3,208	77,021	77,021	77,021
Total, I.—Works ..	6,33,554	3,208	6,36,762	6,36,762	6,36,762

## UNHARWAH CANAL.

## CANAL PROJECT.

No. 2.—Capital Account for, and to end of, 1924-25.

Heads of Account.	Direct Charges.			Cost of construction as now estimated (Construction estimate closed on 31st Mar. 1891).	Expenditure against closed estimates.
	Previous.	1924-25.	Total.		
1	2	3	4	5	6
	Rs.	Rs.	Rs.	Rs.	Rs.
Brought forward ..	6,33,554	3,208	6,36,762	6,36,762	6,36,762
<b>II.—ESTABLISHMENT.</b>					
1 and 2. Direction and Accounts ..	1,34,903	622	1,35,525	1,35,525	1,35,525
3. Executive ..					
4. Medical ..					
Total, Establishment ..	1,34,903	622	1,35,525	1,35,525	1,35,525
<b>III.—TOOLS AND PLANT</b>					
..	2,397	35	2,432	2,432	2,432
Grand Total ..	7,70,854	3,865	7,74,719	7,74,719	7,74,719
V.—Less—Receipts on Capital Account Net Outlay ..	7,70,854	3,865	7,74,719	7,74,719	7,74,719
<i>Apportionment.</i>					
Chargeable to 49—Irrigation ..	7,63,579	..	7,63,579	7,63,579	7,63,579
Chargeable to 43—Minor Works and Navigation ..	4,471	..	4,471	4,471	4,471
Chargeable to 55—Construction of Irrigation Works—Provincial ..	2,804	3,865	6,669	6,669	6,669
Total ..	7,70,854	3,865	7,74,719	7,74,719	7,74,719



## UNHARWAH CANAL.

No. 3.—Revenue Account for, and to end of, 1924-25.

Receipts.	TOTAL.			Charges.	TOTAL.		
	Previous.	1924-25.	Total.		Previous.	1924-25.	Total.
	Rs.	Rs.	Rs.		Rs.	Rs.	Rs.
<b>I.—DIRECT RECEIPTS.</b>				<b>I.—EXTENSIONS AND IMPROVEMENTS.</b>			
1. Water-rates from Irrigation ..	6,319	174	6,493	1. Head Works ..	79,300	..	79,300
4. Water-supply of towns ..	41	..	41	2. Main Canals and Branches ..	62,298	981	63,279
5. Plantations ..	4,089	40	4,259	3. Distributaries.	7,467	..	7,467
6. Other canal produce ..				130			
9. Rents buildings ..	103	..	103	<b>Total ..</b>	<b>1,49,065</b>	<b>981</b>	<b>1,50,046</b>
10. Fines ..	14,466	1,313	15,779	<b>II.—MAINTENANCE AND REPAIRS.</b>			
11. Miscellaneous receipts ..	8,117	302	8,419	1. Head Works ..	387	..	387
<b>Total ..</b>	<b>33,135</b>	<b>1,959</b>	<b>35,094</b>	2. Main Canals and Branches ..	9,82,752	62,806	10,45,558
				3. Distributaries.	11,390	..	11,390
<b>I.—INDIRECT RECEIPTS.</b>				<b>Total ..</b>	<b>9,94,529</b>	<b>62,806</b>	<b>10,57,335</b>
Irrigation share of Land Revenue collected in the Civil Department.	52,34,345	2,28,620	54,62,965				
4 per cent. on 9/10ths of the proceeds from sales of occupancy rights per Govt. of India Nos. 53 and 58-A. I., dated respectively 20th June and 1st August 1889, communicated in Government Resolution No. 1209, dated 10th July, and No. 1913, dated 7th November 1889 ..	87,077	3,247	90,324	<b>IV.—ESTABLISHMENT.</b>			
				1 and 2. Direction and Accounts. }	2,30,737	12,365	2,43,102
				3. Executive .. }			
<b>Total ..</b>	<b>53,21,422</b>	<b>2,31,867</b>	<b>55,53,289</b>	<b>Total ..</b>	<b>2,30,737</b>	<b>12,365</b>	<b>2,43,102</b>
<b>Total, Receipts ..</b>	<b>53,54,557</b>	<b>2,33,826</b>	<b>55,88,383</b>	<b>V.—TOOLS AND PLANT</b>	9,989	700	10,689
Carried over ..	53,54,557	2,33,826	55,88,383	Carried over ..	13,84,320	76,852	14,61,172

ADMINISTRATIVE ACCOUNTS FOR THE YEAR 1924-25.

27

UNHARWAH CANAL.

No. 3.—Revenue Account for, and to end of, 1924-25.

Receipts.	TOTAL.			Charges.	TOTAL.		
	Previous.	1924-25.	Total.		Previous.	1924-25.	Total.
	Rs.	Rs.	Rs.		Rs.	Rs.	Rs.
Brought over ..	53,54,557	2,33,826	55,88,383	Brought over ..	13,84,320	76,852	14,61,172
<i>Note.</i> —Loss to the canal on account of difference between assessment of water-rates on jaghir lands and assessment at the ordinary rates in force for Government lands noted here per Government of India Letter No. 233-I., dated 14th June 1883, communicated under Government Resolution No. 400, dated 11th August 1883.				Profit and Loss—			
				VI.—REFUNDS OF REVENUE.			
				Suspense Account.			
				Total ..	13,84,320	76,852	14,61,172
				Share of Collection Charges in the Civil Department.	3,35,776	13,806	3,49,582
				Total, Direct Charges ..	17,20,096	90,658	18,10,754
				Indirect Charges debitable to Revenue Account as per Account No. 5 ..	36,144	2,371	38,515
				Total, Charges ..	17,56,240	93,029	18,49,269
				Balance Net Revenue ..	35,98,317	1,40,797	37,49,114
				GRAND TOTAL ..	53,54,557	2,33,826	55,88,383
To end of 1923-24— Rs. 23,761							
Loss for 1924-25— Rs. 732							
Total Rs. 24,493							

N.B.—Construction Estimate closed on 31st March 1891, vide G. R. No. 1253, dated 28th July 1891. Completion Report approved in G. R. No. 590, dated 6th April 1892.

## UNHARWAH CANAL.

## CANAL PROJECT.

*No. 4.—Interest Account for, and to end of, 1924-25.*

	Amount.		Amount.
Total interest charges to end of 1923-24 .. .. .	Rs. 8,60,410	Net Revenue realized to end of 1923-24 as per No. 3 .. .. .	Rs. 35,98,317
Interest charges for the year 1924-25 .. .. .	25,816	Net Revenue realized during 1924-25 as per No. 3 .. .. .	1,40,797
On Rs. 7,68,050 outlay to end of the year 1916-17 at the average rate 3.3252 per cent. ..	Rs. 25,539	Total Net Revenue realized to end of the year as per No. 3 .. .. .	37,39,114
On subsequent outlay Rs. 4,736 at the flat rate 5.85 per cent. ..	277	Balance net interest charges ..	28,52,888
Total ..	8,86,226	Total ..	8,86,226

*No. 5.—Account of Indirect Charges for, and to end of, 1924-25.*

Particulars.	Previous.	1924-25.	Total.	Particulars.	Previous.	1924-25.	Total.
<b>CAPITAL ACCOUNT.</b>	Rs.	Rs.	Rs.	<b>REVENUE ACCOUNT.</b>	Rs.	Rs.	Rs.
1. Capitalized abatement of Land Revenue ..	1,953	..	1,953	1. Capitalized abatement of Land Revenue ..	3,483	2	3,485
2. Leave and Pension Allowances	18,886	87	18,973	2. Leave and Pension Allowances	31,053	1,731	32,784
3. Audit and Accounts Establishment ..	23	32	55	3. Audit and Accounts Establishment ..	1,608	638	2,246
Total ..	20,862	119	20,981	Total ..	36,144	2,371	38,515

## UNHARWAH CANAL.

## CANAL PROJECT.

No. 6.—Statement comparing Capital Cost to end of 1924-25 with sanctioned estimates.

Particulars.	Charges against closed sanctions.			Current sanctions.			Total charges to date against old and current sanctions.
	Expenditure against construction estimate.	Expenditure against open capital sanctions.	Total.	Charges to date.	Amount of sanctioned estimate.	Unspent balance of estimate.	
1	2	3	4	5	6	7	8
	Rs.	Rs.	Rs.	Rs.	Rs.	Rs.	Rs.
<b>DIRECT CHARGES.</b>							
Works .. ..	2,79,267	3,57,495	6,36,762	...	...	...	6,36,762
Establishment ..	52,087	83,438	1,35,525	...	...	...	1,35,525
Tools and Plant ..	481	1,951	2,432	...	...	...	2,432
Total ..	3,31,835	4,42,884	7,74,719	...	...	...	7,74,719
Net Total ..	3,31,835	4,42,884	7,74,719	...	...	...	7,74,719
<b>INDIRECT CHARGES.</b>							
Capitalized abatement of Land Revenue ..	...	1,953	1,953	...	...	...	1,953
Leave and Pension Allowances ..	7,293	11,680	18,973	...	...	...	18,973
Audit and Accounts Establishment ..	...	55	55	...	...	...	55
Total ..	7,293	13,688	20,981	...	...	...	20,981
<b>GRAND TOTAL ..</b>	<b>3,39,128</b>	<b>4,56,572</b>	<b>7,95,700</b>	...	...	...	<b>7,95,700</b>

Estimate amounting to Rs, 5,041 including direct and indirect charges approved in G. R. (P.W.D.) No, 6591, dated 1st November 1924, closed during the year,

## BEGARI CANAL.

## CANAL PROJECT.

No. 2.—Capital Account for, and to end of, 1924-25.

Heads of Account.	Direct Charges.			Cost of Construction as now estimated (Construction estimate closed on 31st March 1891).	Expenditure against closed estimates.
	Previous.	1924-25.	Total.		
1	2	3	4	5	6
<b>I.—WORKS.</b>					
<b>(2) MAIN CANALS AND BRANCHES.</b>					
B. Land .. .. .	24,888	..	24,888	24,888	24,888
D. Regulators .. .. .	3,57,038	..	3,57,038	3,57,038	3,57,038
G. Bridges .. .. .	70,650	..	70,650	70,650	70,650
H. Escapes .. .. .	7,092	..	7,092	7,092	7,092
I. Navigation Works .. .. .	2,065	..	2,065	2,065	2,065
K. Buildings .. .. .	43,701	1,732	45,433	45,433	45,433
L. Earth-work .. .. .	10,59,759	..	10,59,759	10,59,759	10,59,759
M. Plantations .. .. .	11,455	..	11,455	11,455	11,455
O. Miscellaneous .. .. .	4,543	..	4,543	4,543	4,543
<b>Total, Main Canals and Branches ..</b>	<b>15,81,191</b>	<b>1,732</b>	<b>15,82,923</b>	<b>15,82,923</b>	<b>15,82,923</b>
<b>(3) DISTRIBUTARIES.</b>					
A. Preliminary Expenses .. .. .	9,039	..	9,039	9,039	9,039
B. Land .. .. .	73,020	..	73,020	73,020	73,020
C. Works .. .. .	2,17,159	..	2,17,159	2,17,159	2,17,159
L. Earth-work .. .. .	1,91,510	..	1,91,510	1,91,510	1,91,510
Recoveries from Colonists .. .. .	—39,769	..	—39,769	—39,769	—39,769
<b>Total Distributaries ..</b>	<b>4,50,959</b>	<b>..</b>	<b>4,50,959</b>	<b>4,50,959</b>	<b>4,50,959</b>
<b>Total, I—Works ..</b>	<b>20,32,150</b>	<b>1,732</b>	<b>20,33,882</b>	<b>20,33,882</b>	<b>20,33,882</b>
<b>II.—ESTABLISHMENT.</b>					
1 and 2. Direction and Accounts } ..	3,59,009	335	3,59,344	3,59,344	3,59,344
3. Executive .. .. .					
<b>Total, Establishment ..</b>	<b>3,59,009</b>	<b>335</b>	<b>3,59,344</b>	<b>3,59,344</b>	<b>3,59,344</b>
<b>III.—TOOLS AND PLANT ..</b>	<b>5,236</b>	<b>19</b>	<b>5,255</b>	<b>5,255</b>	<b>5,255</b>
<b>GRAND TOTAL ..</b>	<b>23,96,395</b>	<b>2,086</b>	<b>23,98,481</b>	<b>23,98,481</b>	<b>23,98,481</b>
<b>Carried over ..</b>	<b>23,96,395</b>	<b>2,086</b>	<b>23,98,481</b>	<b>23,98,481</b>	<b>23,98,481</b>

BEGARI CANAL.

CANAL PROJECT.

No. 2.—Capital Account for, and to end of, 1924-25.

Heads of Account.	Direct Charges.			Cost of Construction as now estimated (Construction estimate closed on 31st March 1891).	Expenditure against closed estimates.
	Previous.	1924-25.	Total.		
1	2	3	4	5	6
Brought over ..	23,96,395	2,086	23,98,481	23,98,481	23,98,481
<i>I.—WORKS—contd.</i>					
V.—Less—Receipts on Capital Account	19	..	19	19	19
Net Outlay ..	23,96,376	2,086	23,98,462	23,98,462	23,98,462
<i>Apportionment.</i>					
Chargeable to 49, Irrigation ..	23,94,877	..	23,94,877	23,94,877	23,94,877
Chargeable to 55, Construction of Irrigation Works—Provincial ..	1,499	2,086	3,585	3,585	3,585
Total ..	23,96,376	2,086	23,98,462	23,98,462	23,98,462

## BEGARI CANAL.

## CANAL PROJECT.

No. 3.—Revenue Account for, and to end of, 1924-25.

Receipts.	TOTAL.			Charges.	TOTAL.		
	Previous.	1924-25.	Total.		Previous.	1924-25.	Total.
	Rs.	Rs.	Rs.		Rs.	Rs.	Rs.
<b>I.—DIRECT RECEIPTS.</b>				<b>I.—EXTENSIONS AND IMPROVEMENTS.</b>			
1. Water-rates from Irrigation ..	14,67,825	31,925	14,99,750	1. Head Works..	1,255	..	1,255
3. Sales of water..	1,000	151	1,151	2. Main Canals and Branches ..	5,34,449	2,011	5,36,460
4. Water-supply of towns ..	1,595	479	2,074	3. Distributaries.	34,073	..	34,073
5. Plantations ..	20,005	30	20,190	Total..	5,69,777	2,011	5,71,788
6. Other canal produce ..		155					
9. Rents of buildings ..	354	15	369				
10. Fines ..	32,162	2,373	34,535	<b>II.—MAINTENANCE AND REPAIRS.</b>			
11. Miscellaneous receipts ..	47,943	2,297	50,240	1. Head Works ..	36,45,438	..	36,45,438
12. Deduct Re-funds ..	285	41	326	2. Main Canals and Branches ..	4,30,353	2,82,926	7,13,339
Total ..	15,70,599	37,384	16,07,983	4. Drainage and Protective Works.	17,343	..	17,343
				Total ..	40,93,134	2,82,986	43,76,120
<b>II.—INDIRECT RECEIPTS.</b>				<b>III.—COMPENSATION.</b>			
Irrigation share of Land Revenue collected in the Civil Department..	1,84,88,587	6,95,151	1,91,83,738	<b>IV.—ESTABLISHMENT.</b>			
4 per cent. on 9/10ths of the proceeds from sales of occupancy rights per Govt. of India Nos. 53 and 58-A.I., dated respectively 20th June and 1st August 1889, communicated in Government Resolution No. 1209 dated 10th July and No. 1913, dated 7th November 1889 ..	2,63,436	10,467	2,73,903	1 and 2. Direction and Accounts	12,02,960	56,277	12,59,237
				3. Executive ..			
Total ..	1,87,52,023	7,05,618	1,94,57,641	Total ..	12,02,960	56,277	12,59,237
Total Receipts ..	2,03,22,622	7,43,002	2,10,65,624	<b>V.—TOOLS AND PLANT</b>	54,891	3,192	58,083
Carried over ..	2,03,22,622	7,43,002	2,10,65,624	Carried over ..	59,20,762	3,44,466	62,65,228

BEGARI CANAL.

CANAL PROJECT.

No. 3.—Revenue Account for, and to end of, 1924-25.

Receipts.	TOTAL.			Charges.	TOTAL.		
	Previous.	1924-25.	Total.		Previous.	1924-25.	Total.
	Rs.	Rs.	Rs.		Rs.	Rs.	Rs.
Brought forward ..	2,03,22,622	7,43,002	2,10,65,624	Brought forward..	59,20,762	3,44,466	62,65,228
<p><i>Note.</i>—Loss to the canal on account of difference between assessment of water-rates on jaghir lands and assessment at the ordinary rates in force for Government lands noted here per Government of India Letter No. 233-I., dated 14th June 1883, communicated under Government Resolution No. 400, dated 11th August 1883.</p> <p>To end of 1923-24, Rs. 25,29,315</p> <p>Loss for 1924-25..Rs. 63,703</p> <p>Total Rs. 25,93,018</p>				Profit and Loss—			
				VI.—REFUND S OF REVENUE..	1,751	..	1,751
				Suspense Account.	—2	..	—2
				Deduct Recoveries on Revenue Account ..	4,333	7	4,340
				Total ..	59,18,178	3,44,459	62,62,637
				Share of Collection Charges in the Civil Department ..	13,40,952	42,241	13,83,193
				Total Direct Charges ..	72,59,130	3,86,700	76,45,830
				Indirect Charges debitable to Revenue Account as per Account No. 5	1,91,294	10,797	2,02,091
				Total Charges..	74,50,424	3,97,497	78,47,921
				Balance Net Revenue ..	1,28,72,198	3,45,505	1,32,17,703
GRAND TOTAL ..	2,03,22,622	7,43,002	2,10,65,624	GRAND TOTAL ..	2,03,22,622	7,43,002	2,10,65,624

N.B.—Construction Estimate closed on 31st March 1891, vide G.R. No. 1253, dated 28th July 1891.

Completion Report approved in G.R. No. 753, dated 11th May 1892.



## BEGARI CANAL

## CANAL PROJECT.

## No. 4.—Interest Account for, and to end of, 1924-25.

	Amount Rs.		Amount Rs.
Total interest charges to end of 1923-24 .. .. .	35,03,843	Net Revenue realized to end of 1923-24 as per No. 3 .. .. .	1,28,72,198
Interest charges for the year 1924-25 .. .. .	80,352	Net Revenue realized during 1924-25 as per No. 3 .. .. .	3,45,505
	Rs.	Total Net Revenue realized to end of the year as per No. 3 .. .. .	1,32,17,703
On Rs. 23,72,384 outlay to end of the year 1916-17 at the average rate 3.3252 per cent. .. 78,887		Balance net interest charges ..	96,33,508
On subsequent outlay Rs. 25,035 (from 1917-18 to 1923-24 and half of 1924-25) at the flat rate 5.85 per cent. .. 1,465			
Total ..	35,84,195	Total ..	35,84,195

## No 5.—Account of Indirect Charges for, and to end of, year 1924-25.

Particulars.	Previous.	1924-25.	Total.	Particulars.	Previous.	1924-25.	Total.
<b>CAPITAL ACCOUNT.</b>	Rs.	Rs.	Rs.	<b>REVENUE ACCOUNT.</b>	Rs.	Rs.	Rs.
1. Capitalized abatement of Land Revenue..	17,931	38	17,969	1. Capitalized abatement of Land Revenue..	4,722	68	4,790
2. Leave and Pension Allowances .	61,293	47	61,340	2. Leave and Pension Allowances .	1,79,594	7,879	1,87,473
3. Audit and Accounts Establishment ..	10	17	27	3. Audit and Accounts Establishment ..	6,978	2,850	9,828
Total ..	79,234	102	79,336	Total ..	1,91,294	10,797	2,02,091

BEGARI CANAL.

CANAL PROJECT.

No. 6—Statement comparing Capital Cost to end of 1924-25 with sanctioned Estimates.

Particulars.	Charges against closed sanctions.			Current Sanctions.			Total charges to date against old and current sanctions.
	Expenditure against construction Estimate.	Expenditure against open Capital sanctions.	Total.	Charges to date.	Amount of sanctioned Estimate.	Unspent balance of Estimate.	
1	2.	3	4	5	6	7	8
	Rs.	Rs.	Rs.	Rs.	Rs.	Rs.	Rs.
<b>DIRECT CHARGES.</b>							
Works .. ..	13,91,068	6,42,814	20,33,882	...	...	...	20,33,882
Establishment ..	2,29,894	1,29,450	3,59,344	...	...	...	3,59,344
Tools and Plant ..	4,666	589	5,255	...	...	...	5,255
Total ..	16,25,628	7,72,853	23,98,481	...	...	...	23,98,481
Less—Receipts on Capital Account ..	19	...	19	...	...	...	19
Net Total ..	16,25,609	7,72,853	23,98,462	...	...	...	23,98,462
<b>INDIRECT CHARGES.</b>							
Capitalized abatement of Land Revenue ..	4,246	13,723	17,969	...	...	...	17,969
Leave and Pension Allowances ..	43,224	18,116	61,340	...	...	...	61,340
Audit and Accounts Establishment ..	...	27	27	...	...	...	27
Total ..	47,470	31,866	79,336	...	...	...	79,336
<b>GRAND TOTAL</b> ..	16,73,079	8,04,719	24,77,798	...	...	...	24,77,798

## EASTERN NARA WORKS.

## CANAL PROJECT.

No. 2.—Capital Account for, and to end of, 1924-25.

Heads of Account.	Direct Charges.			Cost of Construction as now estimated (Construction estimate closed on 31st Mar. 1898.)	Expenditure against closed estimates.
	Previous.	1924-25.	Total.		
1	2	3	4	5	6
<b>I.—WORKS.</b>					
<b>(1) HEAD WORKS.</b>					
B. Land .. .. .	1,638	..	1,638	1,638	1,638
C. Works .. .. .	12,33,300	..	12,33,300	12,33,300	12,33,300
K. Buildings .. .. .	1,862	..	1,862	1,862	1,862
<b>Total Head Works ..</b>	<b>12,36,800</b>	<b>..</b>	<b>12,36,800</b>	<b>12,36,800</b>	<b>12,36,800</b>
<b>(2) MAIN CANALS AND BRANCHES.</b>					
A. Preliminary Expenses ..	6,455	..	6,455	4,583	2,710
B. Land .. .. .	7,539	..	7,539	1,600	..
C. Works .. .. .	9,065	4,316	13,381	21,616	..
D. Regulators .. .. .	3,38,841	—1,250	3,37,591	3,36,088	3,17,327
G. Bridges .. .. .	1,66,744	..	1,66,744	1,69,643	1,61,703
H. Escapes .. .. .	45,632	..	45,632	45,632	45,632
K. Buildings .. .. .	1,36,262	10,064	1,46,326	1,49,809	1,42,012
L. Earth-work .. .. .	10,72,554	31,764	11,04,318	11,47,913	7,66,537
M. Plantations .. .. .	16,742	..	16,742	17,314	16,742
N. Tanks and Reservoirs ..	1,441	..	1,441	1,441	1,441
O. Miscellaneous .. .. .	39,496	—136	39,360	39,084	32,121
P. Maintenance .. .. .	2,015	—424	1,591	8,214	..
<b>Total Main Canals and Branches ..</b>	<b>18,42,786</b>	<b>44,334</b>	<b>18,87,120</b>	<b>19,42,937</b>	<b>14,86,225</b>
<b>(3) DISTRIBUTARIES.</b>					
A. Preliminary Expenses ..	14,821	..	14,821	15,666	14,166
B. Land .. .. .	36,407	..	36,407	21,151	19,751
C. Works .. .. .	3,46,795	..	3,46,795	3,48,079	3,33,671
L. Earth-work .. .. .	2,87,093	447	2,87,540	2,83,540	2,45,918
M. Plantations .. .. .	29	..	29	29	29
O. Miscellaneous .. .. .	63,393	..	63,393	65,096	55,932
P. Maintenance .. .. .	1,073	..	1,073	4,312	548
<b>Total Distributaries ..</b>	<b>7,49,611</b>	<b>447</b>	<b>7,50,058</b>	<b>7,37,873</b>	<b>6,70,015</b>
<b>Carried over ..</b>	<b>38,29,197</b>	<b>44,781</b>	<b>38,73,978</b>	<b>39,17,610</b>	<b>33,93,040</b>

EASTERN NARA WORKS.

CANAL PROJECT.

No. 2.—Capital Account for, and to end of, 1924-25.

Heads of Account.	Direct Charges.			Cost of Construction as now estimated (Construction estimate closed on 31st Mar. 1898.)	Expenditure against closed estimates.
	Previous.	1924-25.	Total.		
1	2	3	4	5	6
Brought forward ..	Rs. 38,29,197	Rs. 44,781	Rs. 38,73,978	Rs. 39,17,610	Rs. 33,93,040
<b>(4) DRAINAGE AND PROTECTIVE WORKS.</b>					
A. Preliminary Expenses ..	65,327	..	65,327	65,327	65,327
B. Land .. ..	2,832	..	2,832	2,832	2,832
C. Works .. ..	2,38,182	..	2,38,182	2,38,182	2,38,182
L. Earth-work .. ..	20,29,845	..	20,29,845	20,29,845	20,29,845
O. Miscellaneous .. ..	425	..	425	425	425
Total Drainage and Protective Works ..	23,36,611	..	23,36,611	23,36,611	23,36,611
6. Special Tools and Plant ..	3,17,321	2,435	3,19,756	3,24,891	..
Total I.—Works ..	64,83,129	47,216	65,30,345	65,79,112	57,29,651
<b>II.—ESTABLISHMENT.</b>					
1 and 2. Direction and Accounts ..	} 16,42,470	11,083	16,53,553	} 16,52,692	14,66,222
3. Executive .. ..		..	4,882		
5. Special Survey .. ..		4,882	..		
Total Establishment ..	16,47,352	11,083	16,58,435	16,52,692	14,66,222
<b>III.—TOOLS AND PLANT</b> ..					
	86,899	536	87,435	88,956	76,104
Grant Total ..	82,17,380	58,835	82,76,215	83,20,760	72,71,977
V.—Less—Receipts on Capital Account.	176	..	176	176	176
Net Outlay ..	82,17,204	58,835	82,76,039	83,20,584	72,71,801
<i>Apportionment.</i>					
Chargeable to 49—Irrigation ..	47,15,370	..	47,15,370	} 83,20,584	72,71,801
Chargeable to 43—Minor Work and Navigation ..	23,89,790	..	23,89,790		
Chargeable to 55—Construction of Irrigation Works—Provincial ..	11,12,044	58,835	11,70,879		
Total ..	82,17,204	58,835	82,76,039	83,20,584	72,71,801

## EASTERN NARA WORKS.

## CANAL PROJECT.

No. 3.—Revenue Account for, and to end of, 1924-25.

Receipts.	TOTAL.			Charges.	TOTAL.		
	Previous.	1924-1925.	Total.		Previous.	1924-1925.	Total.
	Rs.	Rs.	Rs.		Rs.	Rs.	Rs.
<b>I.—DIRECT RECEIPTS</b>				<b>I.—EXTENSIONS AND IMPROVEMENTS.</b>			
1. Water rates from Irrigation.	4,68,746	5,135	4,73,881	1. Head Works ..	47,359	21,546	68,905
3. Sales of water ..	24,398	4,681	29,079	2. Main Canals and Branches ..	3,36,493	11,889	3,48,382
5. Plantations ..	2,90,051	1,659	2,98,519	3. Distributaries ..	39,187	..	39,187
6. Other Canal produce ..		6,809		4. Drainage and Protective Works.	2,49,835	6	2,49,841
8. Navigation ..	9,011	..	9,011	Total ..	6,72,874	33,441	7,06,315
9. Rents of buildings.	779	2	781	<b>II.—MAINTENANCE AND REPAIRS.</b>			
10. Fines ..	52,135	1,289	53,424	1. Head Works ..	5,66,204	16,733	5,82,937
11. Miscellaneous receipts.	6,10,536	6,148	6,16,684	2. Main Canals and Branches.	28,89,118	1,53,457	30,42,575
Deduct Refunds ..	958	..	958	3. Distributaries ..	72,382	..	72,382
Total ..	14,54,698	25,723	14,80,421	4. Drainage and Protective Works.	9,49,627	37,178	9,86,805
<b>II.—INDIRECT RECEIPTS.</b>				Unclassified outlay ..	5,36,057	..	5,36,057
Irrigation share of Land Revenue collected in the Civil Department.	2,36,41,781	5,30,329	2,41,72,110	Total ..	50,13,388	2,07,368	52,20,756
4 per cent. on 9/10ths of the proceeds from sales of occupancy rights per Government of India Nos. 53 and 58-A.I., dated respectively 20th June and 1st August 1889, communicated in Government Resolutions No. 1209, dated 10th July, and No. 1913, dated 7th November 1889.	72,749	6,487	79,236	<b>III.—COMPENSATION.</b>			
				<b>IV.—ESTABLISHMENT.</b>			
				1 and 2. Direction and Accounts	23,89,331	1,39,693	25,29,034
				3. Executive ..			
Total ..	2,37,14,530	5,36,816	2,42,51,346	Total ..	23,89,331	1,39,693	25,29,034
Total Receipts ..	2,51,69,228	5,62,539	2,57,31,767	<b>V.—TOOLS AND PLANT.</b>	65,620	2,902	68,522
Carried over ..	2,51,69,228	5,62,539	2,57,31,767	Carried over ..	81,41,213	3,83,404	85,24,617

EASTERN NARA WORKS.

CANAL PROJECT.

No. 3.—Revenue Account for, and to end of, 1924-25.

Receipts.	TOTAL.			Charges.	TOTAL.		
	Previous.	1924-1925.	Total.		Previous.	1924-1925.	Total.
Brought forward..	Rs. 2,51,69,228	Rs. 5,62,539	Rs. 2,57,31,767	Brought forward..	Rs. 81,41,213	Rs. 3,83,404	Rs. 85,24,617
<i>Note.</i> —Loss to the canal on account of difference between assessment of water-rates on jaghir lands and assessment at the ordinary rates in force for Government lands noted here per Government of India Letter No. 233-L., dated 14th June 1883, communicated under Government Resolution No. 400, dated 11th August 1883.				Profit and Loss—			
				VI.—REFUNDS OF REVENUE.	8,042	..	8,042
				Suspense Account.	27	..	27
				Deduct Recoveries on Revenue Account ..	2,046	..	2,046
				Total ..	81,47,236	3,83,404	85,30,640
				Share of Collection Charges in the Civil Department ..	17,91,874	32,319	18,24,193
				Total direct charges ..	99,39,110	4,15,723	1,03,54,833
				Indirect Charges debitable to Revenue Account as per Account No. 5 ..	3,68,200* <sub>30</sub>	21,965	3,90,165 <sub>30</sub>
				Total Charges ..	1,03,07,310 <sub>30</sub>	4,37,688	1,07,44,998 <sub>30</sub>
	To end of Rs. 1923-1924.. 7,45,940			Balance Net Revenue ..	— <sub>30</sub>	1,24,851	— <sub>30</sub>
Loss for 1924-25 .. 12,409			GRAND TOTAL ..	2,51,69,228	5,62,539	2,57,31,767	
Total .. 7,58,349							
GRAND TOTAL ..	2,51,69,228	5,62,539	2,57,31,767	GRAND TOTAL ..	2,51,69,228	5,62,539	2,57,31,767

N.B.—Construction Estimate closed on 31st March 1898—vide G. R. No. 1766, dated 18th November 1895. Completion report approved in G. R. No. 438, dated 17th February 1913.  
\*Difference during 1923-24 rectified.

## EASTERN NARA WORKS.

## CANAL PROJECT.

## No. 4.—Interest Account for, and to end of, 1924-25.

	Amount.		Amount.
Total interest charges to end of 1923-24 .. ..	Rs. 1,17,00,518	Net Revenue realized to end of 1923-24 as per No. 3 .. ..	Rs. 1,48,61,918 —*30
Interest charges for the year 1924-25 .. ..	3,11,250	Net Revenue realized during 1924-25 as per No. 3 .. ..	1,24,851
On Rs. 67,79,815 outlay to end of the year 1916-17 at the average rate 3.3252 per cent. ..	Rs. 2,25,442	Total Net Revenue realized to end of the year as per No. 3 .. ..	1,49,86,739
On subsequent outlay Rs. 14,66,807 (from 1917-18 to 1923-24 and half of 1924-25) at the flat rate ..	85,808	Balance net interest charges ..	—29,74,971
Total ..	1,20,11,768	Total ..	1,20,11,768

\*Please See Note under 3, Revenue Account.

## No 5.—Account of Indirect Charges for, and to end of, year 1924-25.

Particulars.	Previous.	1924-25.	Total.	Particulars.	Previous.	1924-25.	Total.
<b>CAPITAL ACCOUNT.</b>	Rs.	Rs.	Rs.	<b>REVENUE ACCOUNT.</b>	Rs.	Rs.	Rs.
1. Capitalized abatement of Land Revenue ..	9,533	..	9,533	1. Capitalized abatement of Land Revenue ..	550	..	550
2. Leave and Pension Allowances ..	2,74,581	1,552	2,76,133	2. Leave and Pension Allowances ..	3,61,170	19,557	3,80,727
3. Audit and Accounts Establishment ..	8,754	472	9,226	3. Audit and Accounts Establishment ..	6,510	2,408	8,918
Total ..	2,92,868	2,024	2,94,892	Total ..	3,68,230	21,965	3,90,195

## EASTERN NARA WORKS.

## CANAL PROJECT.

No. 6—Statement comparing Capital Cost to end of 1924-25 with sanctioned Estimates.

Particulars.	Charges against closed sanctions.			Current Sanctions.			Total charges to date against old and current sanctions.
	Expenditure against construction Estimate.	Expenditure against open Capital sanctions.	Total.	Charges to date.	Amount of sanctioned Estimate.	Unspent balance of Estimate.	
1	2	3	4	5	6	7	8
<b>DIRECT CHARGES.</b>	Rs.	Rs.	Rs.	Rs.	Rs.	Rs.	Rs.
Works .. ..	48,30,172	8,99,479	57,29,651	8,00,694	8,49,461	48,767	65,30,345
Establishment ..	11,84,114	2,82,108	14,66,222	1,92,213	1,86,470	—5,743	16,58,435
Tools and Plant ..	50,880	25,224	76,104	11,331	12,852	1,521	87,435
<b>Total ..</b>	<b>60,65,166</b>	<b>12,06,811</b>	<b>72,71,977</b>	<b>10,04,238</b>	<b>10,48,783</b>	<b>44,545</b>	<b>82,76,215</b>
<i>Less—Receipts on Capital Account ..</i>	179	—3	176	...	...	...	176
<b>Net Total ..</b>	<b>60,64,987</b>	<b>12,06,814</b>	<b>72,71,801</b>	<b>10,04,238</b>	<b>10,48,783</b>	<b>44,545</b>	<b>82,76,039</b>
<b>INDIRECT CHARGES.</b>							
Capitalized abatement of Land Revenue ..	2,669	415	3,084	6,449	10,095	3,646	9,533
Leave and Pension Allowances ..	2,09,728	39,495	2,49,223	26,910	26,105	—805	2,76,133
Audit and Accounts Establishment ..	...	1,219	1,219	8,007	6,241	—1,766	9,226
<b>Total ..</b>	<b>2,12,397</b>	<b>41,129</b>	<b>2,53,526</b>	<b>41,366</b>	<b>42,441</b>	<b>1,075</b>	<b>2,94,892</b>
<b>GRAND TOTAL ..</b>	<b>62,77,384</b>	<b>12,47,943</b>	<b>75,25,327</b>	<b>10,45,604</b>	<b>10,91,224</b>	<b>45,620</b>	<b>85,70,931</b>

Estimates sanctioned in—

G. R. (P. W. D.) No. 12713, dated 19th August 1921 ..	Rs. 2,91,920
G. R. (P. W. D.) No. 1598, dated 12th July 1923 ..	3,86,660
Revised Estimate sanctioned in G. R. (P. W. D.) No. 2225, dated 17th April 1924 ..	4,12,644
<b>Total ..</b>	<b>10,91,224</b>



## JAMRAO CANAL.

## CANAL PROJECT.

No. 2.—Capital Account for, and to end of, 1924-25.

Heads of Account.	Direct Charges.			Cost of construction as now estimated (Construction estimate closed on 31st Mar. 1902).	Expenditure against closed estimates.
	Previous.	1924-25.	Total.		
1	2	3	4	5	6
<b>I.—WORKS.</b>					
<b>(1) HEAD WORKS.</b>					
A. Preliminary Expenses ..	Rs. 4,738	Rs. ..	Rs. 4,738	Rs. 4,738	Rs. 4,738
B. Land .. ..	90,714	..	90,714	90,714	90,714
C. Works .. ..	17,00,934	..	17,00,934	17,00,934	17,00,934
K. Buildings .. ..	1,01,411	..	1,01,411	1,01,411	1,01,411
O. Miscellaneous .. ..	31,921	..	31,921	31,921	31,921
P. Maintenance .. ..	25,550	..	25,550	25,550	25,550
Total, Head Works ..	19,55,268	..	19,55,268	19,55,268	19,55,268
<b>(2) MAIN CANALS AND BRANCHES .</b>					
A. Preliminary Expenses ..	32,466	..	32,466	32,466	32,466
B. Land .. ..	30,215	..	30,215	30,215	30,215
D. Regulators .. ..	3,99,426	..	3,99,426	3,99,426	3,99,426
E. Falls and Weirs .. ..	85,625	..	85,625	85,625	85,625
F(i). Other cross drainage works ..	1,83,594	..	1,83,594	1,83,594	1,83,594
G. Bridges .. ..	1,71,475	..	1,71,475	1,71,475	1,71,475
H. Escapes .. ..	44,222	..	44,222	44,222	44,222
K. Buildings .. ..	3,85,532	9,628	3,95,160	3,95,160	3,95,160
L. Earth-work .. ..	27,27,149	35,442	27,62,591	28,15,502	25,46,929
M. Plantations .. ..	45,869	..	45,869	45,869	45,869
O. Miscellaneous .. ..	57,290	..	57,290	57,290	57,290
P. Maintenance .. ..	26,088	..	26,088	26,088	26,088
Total, Main Canals and Branches ..	41,88,951	45,070	42,34,021	42,86,932	40,18,359
<b>(3) DISTRIBUTARIES.</b>					
A. Preliminary Expenses ..	9,409	..	9,409	9,409	9,409
B. Land .. ..	11,529	..	11,529	11,529	11,529
C. Works .. ..	3,64,138	..	3,64,138	3,64,138	3,64,138
L. Earth-work .. ..	7,59,606	410	7,60,016	7,60,016	7,60,016
O. Miscellaneous .. ..	17,968	—534	17,434	17,434	17,434
P. Maintenance .. ..	10,041	..	10,041	10,041	10,041
Total, Distributaries ..	11,72,691	—124	11,72,567	11,72,567	11,72,567
Carried over ..	73,16,910	44,946	73,61,856	74,14,767	71,46,194

JAMRAO CANAL.

CANAL PROJECT.

No. 2.—Capital Account for, and to end of, 1924-25.

Heads of Account.	Direct Charges.			Cost of construction as now estimated (Construction estimate closed on 31st Mar. 1902).	Expenditure against closed estimates.
	Previous.	1924-25.	Total.		
1	2	3	4	5	6
Brought forward ..	Rs. 73,16,910	Rs. 44,946	Rs. 73,61,856	Rs. 74,14,767	Rs. 71,46,194
(4) DRAINAGE AND PROTECTIVE WORKS.					
A. Preliminary Expenses ..	363	..	363	363	363
C. Works .. ..	23,824	..	23,824	23,824	23,824
L. Earth-work .. ..	31,145	..	31,145	31,145	31,145
O. Miscellaneous .. ..	9,134	..	9,134	9,134	9,134
Total Drainage and Protective Works.	64,466	..	64,466	64,466	64,466
6. Special Tools and Plant ..	2,84,781	2,186	2,86,967	2,91,587	..
Total, I.—Works ..	76,66,157	47,132	77,13,289	77,70,820	72,10,660
II.—ESTABLISHMENT.					
1 and 2. Direction and Accounts ..	} 16,50,354	11,500	16,61,854	16,84,881	15,64,447
3. Executive .. ..					
Total Establishment ..	16,50,354	11,500	16,61,854	16,84,881	15,64,447
III.—TOOLS AND PLANT ..	1,91,052	540	1,91,592	1,92,598	1,84,196
IV.—Suspense Accounts ..	4,606	..	4,606	4,606	4,606
Grand Total ..	95,12,169	59,172	95,71,341	96,52,905	89,63,909
V.—Less—Receipts on Capital Account	981	..	981	981	981
Net Outlay ..	95,11,188	59,172	95,70,360	96,51,924	89,62,928
Apportionment.					
Chargeable to 49—Irrigation ..	87,79,885	..	87,79,885	} 96,51,924	89,62,928
Chargeable to 55—Construction of Irrigation Works—Provincial ..	7,31,303	59,172	7,90,475		
Total ..	95,11,188	59,172	95,70,360	96,51,924	89,62,928

## JAMRAO CANAL.

## CANAL PROJECT.

No. 3.—Revenue Account for, and to end of, 1924-25.

Receipts.	TOTAL.			Charges.	TOTAL.		
	Previous.	1924-25.	Total.		Previous.	1924-25.	Total.
	Rs.	Rs.	Rs.		Rs.	Rs.	Rs.
<b>I.—DIRECT RECEIPTS.</b>				<b>I.—EXTENSIONS AND IMPROVEMENTS.</b>			
1. Water-rates from Irrigation.	4,82,373	1,164	4,83,537	1. Head Works ..	29,937	19,337	49,274
3. Sales of water.	841	148	989	2. Main Canals and Branches ..	92,576	8,842	1,01,418
4. Water-supply of towns ..	5	..	5	3. Distributaries ..	1,34,718	11,776	1,46,494
5. Plantations ..	10,918	3,856	14,774	Total ..	2,57,231	39,955	2,97,186
6. Other canal produce ..	2,87,544	79,185	3,66,729				
7. Water power ..	13	..	13	<b>II.—MAINTENANCE AND REPAIRS.</b>			
9. Rents of buildings ..	13,536	137	13,673	1. Head Works ..	2,21,231	1,968	2,23,199
10. Fines ..	2,83,237	9,527	2,92,764	2. Main Canals and Branches.	21,68,185	1,78,449	23,46,634
11. Miscellaneous receipts ..	1,13,455	4,153	1,17,608	3. Distributaries.	17,39,433	91,425	18,30,858
12. <i>Deduct—Refunds</i> ..	252	102	354	4. Drainage and Protective Works.	1,024	..	1,024
Total ..	11,91,670	98,068	12,89,738	Total ..	41,29,873	2,71,842	44,01,715
<b>II.—INDIRECT RECEIPTS.</b>							
Irrigation share of Land Revenue collected in the Civil Department.	1,46,59,896	6,89,193	1,53,49,089	<b>IV.—ESTABLISHMENT.</b>			
4 per cent. on 9/10ths of the proceeds from sales of occupancy rights per Govt. of India Nos. 53 & 58-A.—I., dated respectively 20th June and 1st August 1889, communicated in Government Resolutions No. 1209, dated 10th July, and No. 1913, dated 7th November 1889 ..	11,67,086	78,588	12,45,674	1 and 2. Direction and Accounts } 34,12,068	2,32,110	36,44,178	
Total ..	1,58,26,982	7,67,781	1,65,94,763	3. Executive .. }			
Total Receipts ..	1,70,18,652	8,65,849	1,78,84,501	Total ..	34,12,068	2,32,110	36,44,178
Carried over ..	1,70,18,652	8,65,849	1,78,84,501	<b>V.—TOOLS AND PLANT</b> ..	90,767	3,715	94,482
				Carried over ..	78,89,939	5,47,622	84,37,561

JAMRAO CANAL.

CANAL PROJECT.

No. 3.—Revenue Account for, and to end of, 1924-25.

Receipts.	TOTAL.			Charges.	TOTAL.		
	Previous.	1924-25.	Total.		Previous.	1924-25.	Total
Brought forward ..	Rs. 1,70,18,652	Rs 8,65,849	Rs. 1,78,84,501	Brought forward ..	Rs. 78,89,939	Rs. 5,47,622	Rs. 84,37,561
<p>Note.—Loss to the canal on account of difference between assessment of water-rates on jaghir lands and assessment at the ordinary rates in force for Government lands noted here per Government of India Letter No. 233-I., dated 14th June 1883, communicated under Government Resolution No. 400, dated 11th August 1883.</p>				Profit and Loss—			
				VI.—REFUNDS OF REVENUE..	1,268	..	1,268
				Suspense Account.	—4,854	—17	—4,601
				Deduct—Recoveries on Revenue Account ..	1,599	52	1,651
				Total ..	78,85,024	5,47,553	84,32,577
				Share of Collection Charges in the Civil Department.	4,65,220	21,067	4,86,287
				Total direct charges ..	83,50,244	5,68,620	89,18,864
				Indirect Charges debitable to Revenue Account as per Account No. 5 ..	4,87,775	35,613	5,23,388
				Total Charges ..	83,38,019	6,04,233	94,42,252
				Balance Net Revenue ..	81,80,633	2,61,616	84,42,249
Rs.							
To end of 1923-24, ..	2,67,137						
Loss for 1924-25, ..	12,390						
Total ..	2,79,527						
GRAND TOTAL ..	1,70,18,652	8,65,849	1,78,84,501	GRAND TOTAL ..	1,70,18,652	8,65,849	1,78,84,501

N.B.—Construction Estimate closed on 31st March 1902—vide G. R. No. 1796, dated 28th August 1901.  
Completion Report approved in G.R. No. 1706, dated 30th June 1906;

## JAMRAO CANAL.

## CANAL PROJECT.

No. 4.—Interest Account for, and to end of, 1924-25.

	Amount Rs.		Amount Rs.
Total interest charges to end of 1923-24 .. .. .	76,74,712	Net Revenue realized to end of 1923-24 as per No. 3 .. .. .	81,80,633
Interest charges for the year 1924-25 .. .. .	3,41,397	Net Revenue realized during 1924-25 as per No. 3 .. .. .	2,61,616
Rs.		Total Net Revenue realized to end of the year as per No. 3 .. .. .	84,42,249
On Rs. 85,84,355 outlay to end of the year 1916-17 at the average rate 3·3252 per cent. 2,85,447		Balance net interest charges ..	-4,26,140
On subsequent outlay Rs. 9,56,419 (from 1917-18 to 1923-24 and half of 1924-25) at the flat rate 5·85 per cent. 55,950			
Total ..	80,16,109	Total ..	80,16,109

No. 5.—Account of Indirect Charges for, and to end of, 1924-25.

Particulars.	Previous.	1924-25.	Total.	Particulars.	Previous.	1924-25.	Total.
	Rs.	Rs.	Rs.		Rs.	Rs.	Rs.
<b>CAPITAL ACCOUNT.</b>				<b>REVENUE ACCOUNT.</b>			
1. Capitalized abatement of Land Revenue ..	54,147	..	54,147	1. Capitalized abatement of Land Revenue ..	1,468	..	1,468
2. Leave and Pension Allowances ..	2,31,049	1,610	2,32,659	2. Leave and Pension Allowances ..	4,77,692	32,495	5,10,187
3. Audit and Accounts Establishment ..	5,908	471	6,379	3. Audit and Accounts Establishment ..	8,615	3,118	11,733
Total ..	2,91,104	2,081	2,93,185	Total ..	4,87,775	35,613	5,23,388

## JAMRAO CANAL.

## CANAL PROJECT.

No. 6.—Statement comparing Capital Cost to end of 1924-25 with sanctioned estimates.

Particulars.	Charges against closed sanctions.			Current sanctions.			Total charges to date against old and current sanctions.
	Expenditure against construction estimate.	Expenditure against open capital sanctions.	Total.	Charges to date.	Amount of sanctioned estimate.	Unspent balance of estimate.	
1	2	3	4	5	6	7	8
<b>DIRECT CHARGES.</b>	Rs.	Rs.	Rs.	Rs.	Rs.	Rs.	Rs.
Works .. ..	64,74,033	7,36,627	72,10,660	5,02,629	5,60,160	57,531	77,13,289
Establishment ..	11,51,054	4,13,393	15,64,447	97,407	1,20,434	23,027	16,61,854
Tools and Plant ..	1,81,762	2,434	1,84,196	7,396	8,402	1,006	1,91,592
Suspense Accounts ..	53	4,553	4,606	...	...	...	4,606
<b>Total ..</b>	<b>78,06,902</b>	<b>11,57,007</b>	<b>89,63,909</b>	<b>6,07,432</b>	<b>6,88,996</b>	<b>81,564</b>	<b>95,71,341</b>
Less—Receipts on Capital Account ..	981	...	981	...	...	...	981
<b>Net Total ..</b>	<b>78,05,921</b>	<b>11,57,007</b>	<b>89,62,928</b>	<b>6,07,432</b>	<b>6,88,996</b>	<b>81,564</b>	<b>95,70,360</b>
<b>INDIRECT CHARGES.</b>							
Capitalized abatement of Land Revenue ..	35,896	18,251	54,147	...	5,912	5,912	54,147
Leave and Pension Allowances ..	1,61,148	57,874	2,19,122	13,637	16,861	3,224	2,32,659
Audit and Accounts Establishment ..	...	1,353	1,353	5,026	5,602	576	6,379
<b>Total ..</b>	<b>1,97,044</b>	<b>77,478</b>	<b>2,74,522</b>	<b>18,663</b>	<b>28,375</b>	<b>9,712</b>	<b>2,93,185</b>
<b>GRAND TOTAL ..</b>	<b>80,02,965</b>	<b>12,34,485</b>	<b>92,37,450</b>	<b>6,26,095</b>	<b>7,17,371</b>	<b>91,276</b>	<b>98,63,545</b>

	Rs.
Estimate for excavating cuts along the Eastern Nara sanctioned in G. R. (P. W. D.) No. 1598, dated 12th July 1923 .. ..	3,47,026
Estimate for Dipper Dredger and Hopper Barrages for the Sind G. R. (P. W. D.) No. 2225, dated 17th April 1924 .. ..	3,70,345
	7,17,371

## SUKKUR CANAL.

## CANAL PROJECT.

No. 3.—Revenue Account for, and to end of, 1924-25.

Receipts.	TOTAL.			Charges.	TOTAL.		
	Previous.	1924-25.	Total.		Previous.	1924-25.	Total.
	Rs.	Rs.	Rs.		Rs.	Rs.	Rs.
<b>I.—DIRECT RECEIPTS.</b>				<b>I.—EXTENSIONS AND IMPROVEMENTS.</b>			
1. Water-rates from Irrigation ..	51,372	1,487	52,859	1. Head Works ..	15,425	..	15,425
3. Sales of water ..	2	..	2	2. Main Canals and Branches ..	1,78,691	2,243	1,80,934
5. Plantations ..	30,919	17	32,222	3. Distributaries ..	863	..	863
6. Other Canal produce ..		1,286					
9. Rents of buildings ..	4,659	187	4,846	Total ..	1,94,979	2,243	1,97,222
10. Fines ..	12,545	1,223	13,768				
11. Miscellaneous receipts ..	40,806	3,222	44,028	<b>II.—MAINTENANCE AND REPAIRS.</b>			
12. Deduct—Re-funds ..	125	421	546	1. Head Works ..	6,627	..	6,627
Total ..	1,40,178	7,001	1,47,179	2. Main Canals and Branches ..	20,72,504	71,559	21,44,063
				Total ..	20,79,131	71,559	21,50,690
<b>II.—INDIRECT RECEIPTS.</b>							
Irrigation share of Land Revenue collected in the Civil Department.	65,25,560	2,19,922	67,45,482	<b>IV.—ESTABLISHMENT.</b>			
4 per cent. on 9/10ths of the proceeds from sales of occupancy rights per Govt. of India Nos. 53 and 58-A. I., dated respectively 20th June and 1st August 1889, communicated in Government Resolutions No. 1209, dated 10th July, and No. 1913, dated 7th November 1889 ..	23,309	909	24,218	1 and 2. Direction and Accounts. } 6,01,534	14,332	6,15,866	
				3. Executive ..			
Total ..	65,48,869	2,20,831	67,69,700	Total ..	6,01,534	14,332	6,15,866
Total Receipts ..	66,89,047	2,27,832	69,16,879	<b>V.—TOOLS AND PLANT</b>	26,577	854	27,431
Carried over ..	66,89,047	2,27,832	69,16,879	Carried over ..	29,02,221	88,988	29,91,209

SUKKUR CANAL.

CANAL PROJECT.

No. 3.—Revenue Account for, and to end of, 1924-25.

Receipts.	TOTAL.			Charges.	TOTAL.		
	Previous.	1924-25.	Total.		Previous.	1924-25.	Total.
	Rs.	Rs.	Rs.		Rs.	Rs.	Rs.
Brought forward ..	66,89,047	2,27,832	69,16,879	Brought forward ..	2,90,221	88,988	3,79,209
<i>Note.</i> —Loss to the canal on account of difference between assessment of water-rates on jaghir lands and assessment at the ordinary rates in force for Government lands noted here per Government of India Letter No. 233-I., dated 14th June 1883, communicated under Government Resolution No. 400, dated 11th August 1883.				VI.—REFUNDS OF REVENUE.	119	..	119
				Suspense Account.	735	..	735
				<i>Deduct</i> —Recoveries on Revenue account.	127	..	127
				Total ..	29,02,948	88,988	29,91,936
				Share of collection charges in the Civil Department ..	4,71,871	13,466	4,85,337
				Total, Direct Charge.	33,74,819	1,02,454	34,77,273
	To end of 1923-24 Rs. 2,68,234			Indirect charges debitable to Revenue Account as per Account No. 5 ..	96,093	3,346	99,439
	Loss for 1924-25. Rs. 4,037			Total, Charges ..	34,70,912	1,05,800	35,76,712
	Total Rs. 2,72,271			Balance, Net Revenue ..	32,18,135	1,22,032	33,40,167
	GRAND TOTAL ..	66,89,047	2,27,832	69,16,879	GRAND TOTAL ..	66,89,047	2,27,832

N.B.—Last Capital Account detailed in the Administrative Accounts for 1923-24.

Construction Estimate closed on 31st March 1886—vide G. R. No. 1411, dated 12th September 1893.

Completion Report approved in G. R. No. 569, dated 27th March 1896.



## SUKKUR CANAL.

## CANAL PROJECT.

## No. 4.—Interest Account for, and to end of, 1924-25.

	Amount. Rs.		Amount. Rs.
Total interest charges to end of 1925-24 .. .. .	27,40,921	Net Revenue realized to end of 1923-24 as per No. 3 .. .. .	32,18,135
Interest charges for the year 1924-25 .. .. .	48,698	Net Revenue realized during 1924-25 as per No. 3 .. .. .	1,22,032
Rs. On Rs. 13,64,754 outlay to end of the year 1916-17 at the average rate 3.3252 per cent. ..	45,381	Total Net Revenue realized to end of the year as per No. 3 .. .. .	33,40,167
On subsequent outlay Rs. 56,707 from the year 1917-18 at the flat rate 5.85 per cent. ..	3,317	Balance net interest charges ..	-5,50,548
Total ..	27,89,619	Total ..	27,89,619

## No. 5.—Account of Indirect Charges for, and to end of, 1924-25.

Particulars.	Previous.	1924-25.	Total.	Particulars.	Previous.	1924-25.	Total.
<b>CAPITAL ACCOUNT.</b>				<b>REVENUE ACCOUNT.</b>			
				1. Capitalized abatement of Land Revenue ..	3,124	602	3,726
				2. Leave and Pension Allowances ..	89,998	2,006	92,004
				3. Audit and Accounts Establishment ..	2,971	738	3,709
Total ..				Total ..	96,093	3,346	99,439

G HAR CANAL.

CANAL PROJECT.

No. 3.—Revenue Account for, and to end of, 1924-25.

Receipts.	TOTAL.			Charges.	TOTAL.		
	Previous.	1924-25.	Total.		Previous.	1924-25.	Total.
	Rs.	Rs.	Rs.		Rs.	Rs.	Rs.
<b>I.—DIRECT RECEIPTS.</b>				<b>I.—EXTENSIONS AND IMPROVEMENTS.</b>			
1. Water-rates from Irrigation ..	2,75,336	5,904	2,81,240	1. Head Works ..	1,407	..	1,407
5. Plantations ..	85,541	495	88,126	2. Main Canals and Branches ..	4,23,582	637	4,24,219
6. Other canal produce ..		2,070			3. Distributaries ..	12,796	..
8. Navigation ..	48	39	87				
9. Rents of buildings ..	24,181	197	24,378				
10. Fines ..	30,292	108	30,400	Total ..	4,37,785	637	4,38,422
11. Miscellaneous receipts ..	2,31,619	8,502	2,40,121	<b>II.—MAINTENANCE AND REPAIRS.</b>			
12. Deduct—refunds	1,141	10	1,151	2. Main Canals and Branches ..	50,38,751	1,37,862	51,76,613
Total ..	6,45,876	17,325	6,63,201	3. Distributaries ..	15,675	..	15,675
				Total ..	50,54,426	1,37,862	51,92,288
<b>II.—INDIRECT RECEIPTS.</b>				<b>III.—COMPENSATION</b> ..	108	..	108
Irrigation share of Land Revenue collected in the Civil Department ..	3,45,29,966	8,98,636	3,54,28,602	<b>IV.—ESTABLISHMENT.</b>			
4 per cent. on 9/10th of the proceeds from sales of occupancy rights per Govt. of India Nos. 53 and 58-A. I., dated respectively 20th June and 1st August 1889, communicated in Government Resolution No. 1209, dated 10th July, and No. 1913, dated 7th November 1889 ..	1,86,705	7,629	1,94,334	1 and 2. Direction and Accounts ..	14,70,568	26,656	14,97,224
Total ..	3,47,16,671	9,06,265	3,56,22,936	3. Executive ..			
				Total ..	14,70,568	26,656	14,97,224
Total Receipts ..	3,53,62,547	9,23,590	3,62,86,137	<b>V.—TOOLS AND PLANT</b> ..	22,538	1,564	24,102
Carried over ..	3,53,62,547	9,23,590	3,62,86,137	Carried over ..	69,85,425	1,66,719	71,52,144

## PUBLIC WORKS DEPARTMENT, IRRIGATION BRANCH

## GHAR CANAL.

## CANAL PROJECT.

No. 3.—Revenue Account for, and to end of, 1924-25.

Receipts.	TOTAL.			Charges.	TOTAL.		
	Previous.	1924-25.	Total.		Previous.	1924-25.	Total.
	Rs.	Rs.	Rs.		Rs.	Rs.	Rs.
Brought forward ..	3,53,62,547	9,23,590	3,62,86,137	Brought forward ..	69,85,425	1,66,719	71,52,144
<i>Note.</i> —Loss to the canal on account of difference between assessment of water-rates on jaghir lands and assessment at the ordinary rates in force for Government lands noted here per Government of India Letter No. 233-I., dated 14th June 1883, communicated under Government Resolution No. 400, dated 11th August 1883.				Profit and Loss—			
				VI.—REFUNDS OF REVENUE..	184	..	184
				Suspense Account	—1		—1
				Deduct recoveries on Revenue Accounts ..	448	..	448
				Total ..	69,85,160	1,66,719	71,51,879
				Share of Collection Charges in the Civil Department ..	27,04,559	54,435	27,58,994
				Total Direct Charges ..	96,89,719	2,21,154	99,10,873
				Indirect Charges debitable to Revenue Account as per Account No. 5 ..	2,43,604	5,130	2,48,734
				Total Charges ..	99,33,323	2,26,284	1,01,59,607
				Balance Revenue Net ..	2,54,29,224	6,97,306	2,61,26,530
To end of 1923-24 Rs. 14,42,112							
Loss for 1924-25. Rs. 42,310							
Total .. 14,84,422							
GRAND TOTAL ..	3,53,62,547	9,23,590	3,62,86,137	GRAND TOTAL ..	3,53,62,547	9,23,590	3,62,86,137

*N. B.*—Last Capital Account detailed in the Administrative Accounts for 1923-24.

Construction Estimate closed on 31st March 1879—*vide* G. R. No. 1411, dated 12th September 1893,

Completion Report approved in G. R. No. 927, dated 11th June 1895.

## GHAR CANAL.

## CANAL PROJECT.

## No. 4.—Interest Account for, and to end of, 1924-25.

	Amount.		Amount.
	Rs.		Rs.
Total interest charges to end of 1923-24 .. .. .	9,99,165	Net Revenue realized to end of 1923-24 as per No. 3 .. .. .	2,54,29,224
Interest charges for the year 1924-25 .. .. .	23,802	Net Revenue realized during 1924-25 as per No. 3 .. .. .	6,97,306
On Rs. 5,48,405 outlay to end of the year 1916-17 at the average rate 3.3252 per cent. ..	18,235		
On subsequent outlay Rs. 95,165 from the year 1917-18 at the flat rate 5.85 per cent. ..	5,567		
		Total Net Revenue realized to end of the year as per No. 3 .. .. .	2,61,26,530
		Balance net interest charges .. .. .	2,51,03,563
Total .. .. .	10,22,967	Total .. .. .	10,22,967

## No. 5—Account of Indirect Charges for, and to end of, 1924-25.

Particulars.	Previous.	1924-25.	Total.	Particulars.	Previous	1923-24.	Total.
	Rs.	Rs.	Rs.		Rs.	Rs.	Rs.
CAPITAL ACCOUNT.				REVENUE ACCOUNT.			
				1. Capitalized abatement of Land Revenue .. .. .	16,723	13	16,736
				2. Leave and Pension Allowances .. .. .	2,21,635	3,732	2,25,367
				3. Audit and Accounts Establishment .. .. .	5,246	1,385	6,631
Total .. .. .				Total .. .. .	2,43,604	5,130	2,48,734

## ALIBHAR KACHERI CANAL.

## CANAL PROJECT.

No. 3.—Revenue Account for and to end of, 1924-25.

Receipts.	TOTAL.			Charges.	TOTAL.		
	Previous.	1924-25.	Total.		Previous.	1924-25.	Total.
	Rs.	Rs.	Rs.		Rs.	Rs.	Rs.
<b>I.—DIRECT RECEIPTS.</b>				<b>I.—EXTENSIONS AND IMPROVEMENTS.</b>			
1. Water-rates from Irrigation ..	26,846	369	27,215	2. Main Canals and Branches ..	6,620	..	6,620
5. Plantations ..	5,847	..	6,267	4. Drainage and Protective Works.	245	..	245
6. Other canal produce ..				420			
8. Navigation ..	3	..	3	<b>Total ..</b>	<b>6,865</b>	<b>..</b>	<b>6,865</b>
10. Fines ..	140	..	140				
11. Miscellaneous receipts ..	4,712	600	5,312	<b>II.—MAINTENANCE AND REPAIRS.</b>			
<b>Total ..</b>	<b>37,548</b>	<b>1,389</b>	<b>38,937</b>	2. Main Canals and Branches ..	11,376	1,285	12,661
				3. Distributaries.	12,672	..	12,672
<b>II.—INDIRECT RECEIPTS.</b>				<b>Total ..</b>	<b>24,048</b>	<b>1,285</b>	<b>25,333</b>
Irrigation share of land Revenue collected in the Civil Department ..	3,25,643	12,464	3,38,107				
4 per cent. on 9/10ths of the proceeds from sales of occupancy rights per Govt. of India Nos. 53 and 58-A. I., dated respectively 20th June and 1st August 1889, communicated in Government Resolution No. 1209, dated 10th July, and No. 1913, dated 7th November 1889 ..	22,328	840	23,168	<b>III.—COMPENSATION.</b>			
				<b>IV.—ESTABLISHMENT.</b>			
				1 and 2. Direction and Accounts. }	27,701	3,410	31,111
				3. Executive .. }			
<b>Total ..</b>	<b>3,47,971</b>	<b>13,304</b>	<b>3,61,275</b>	<b>Total ..</b>	<b>27,701</b>	<b>3,410</b>	<b>31,111</b>
<b>Total Receipts.</b>	<b>3,85,519</b>	<b>14,693</b>	<b>4,00,212</b>	<b>V.—TOOLS AND PLANT ..</b>	<b>1,128</b>	<b>89</b>	<b>1,217</b>
<b>Carried over ..</b>	<b>3,85,519</b>	<b>14,693</b>	<b>4,00,212</b>	<b>Carried over ..</b>	<b>59,742</b>	<b>4,784</b>	<b>64,526</b>

ALIBHAR KACHERI CANAL.

CANAL PROJECT.

No. 3.—Revenue Account for, and to end of, 1924-25.

Receipts.	TOTAL.			Charges.	TOTAL.		
	Previous.	1924-25.	Total.		Previous.	1924-25.	Total.
	Rs.	Rs.	Rs.		Rs.	Rs.	Rs.
Brought forward.	3,85,519	14,693	4,00,212	Brought forward..	59,742	4,784	64,526
<p><i>Note.</i>—Loss to the canal on account of difference between assessment of water-rates on jaghir lands and assessment at the ordinary rates in force for Government lands noted here per Government of India Letter No. 233-I., dated 14th June 1883, communicated under Government Resolution No. 400, dated 11th August 1883.</p> <p>To end of 1923-24— Rs. 1,26,679</p> <p>Loss for 1924-25— Rs. 2,783</p> <p>Total Rs. 1,29,462</p>				VI.—REFUNDS OF REVENUE.	19	..	19
				Total ..	59,761	4,784	64,545
				Share of Collection Charges in the Civil Department.	26,997	770	27,767
				Total Direct Charges ..	86,758	5,554	92,312
				Indirect Charges debitable to Revenue Account as per Account No. 5	4,399	490	4,889
				Total Charges ..	91,157	6,044	97,201
				Balance Net Revenue ..	2,94,362	8,649	3,03,011
				GRAND TOTAL ..	3,85,519	14,693	4,00,212
				GRAND TOTAL ..	3,85,519	14,693	4,00,212

N.B.—Last Capital Account detailed in the Administrative Accounts for 1921-22.

Construction Estimate closed on 31st March 1876—*vide* G.R. No. 1411, dated 12th September 1893,

Completion Report approved in G. R. No. 1229, dated 1st August 1894.

## PUBLIC WORKS DEPARTMENT, IRRIGATION BRANCH.

## ALIBHAR KACHERI CANAL.

## CANAL PROJECT.

## No. 4.—Interest Account for, and to end of, 1924-25.

	Amount.		Amount.
	Rs.		Rs.
Total interest charges to end of 1923-24 .. .. .	58,774	Net Revenue realized to end of 1923-24 as per No. 3 .. ..	2,94,362
Interest charges for the year 1924-25 .. .. .	5,465	Net Revenue realized during 1924-25 as per No. 3 .. ..	8,649
On Rs. 23,207 outlay to end of the year 1916-17 at the average rate 3·3252 per cent. ..	772	Total Net Revenue realized to end of the year as per No. 3 .. ..	3,03,011
On subsequent outlay Rs. 80,223 from the year 1917-18 at the flat rate 5·85 per cent. ..	4,693	Balance net interest charges ..	—2,38,772
Total ..	64,239	Total ..	64,239

## No. 5.—Account of Indirect Charges for, and to end of, year 1923-24.

Particulars.	Previous.	1924-25.	Total.	Particulars.	Previous.	1924-25.	Total.
CAPITAL ACCOUNT.				REVENUE ACCOUNT.			
Nil.				1. Capitalized abatement of Land Revenue .. ..	..	..	..
				2. Leave and Pension Allowances .. ..	4,439	477	4,916
				3. Audit and Accounts Establishment .. ..	—40	13	—27
				Total ..	4,399	490	4,889

GREAT MARAK CANAL.

CANAL PROJECT.

No. 3.—Revenue Account for, and to end of, 1924-25.

Receipts.	TOTAL.			Charges.	TOTAL.		
	Previous.	1924-25.	Total.		Previous.	1924-25.	Total.
	Rs.	Rs.	Rs.		Rs.	Rs.	Rs.
<b>I.—DIRECT RECEIPTS.</b>				<b>I.—EXTENSIONS AND IMPROVEMENTS.</b>			
1. Water-rates from Irrigation ..	1,29,852	1,922	1,31,774	Main Canals and Branches ..	47,561	2,185	49,746
3. Sales of water ..	15	..	15				
5. Plantations ..		79					
6. Other canal produce ..	35,056	3,180	38,315	Total ..	47,561	2,185	49,746
8. Navigation ..	126	..	126				
9. Rents of buildings ..	144	..	144	<b>II.—MAINTENANCE AND REPAIRS.</b>			
10. Fines ..	2,397	5	2,402	1. Head Works ..	3,416	..	3,416
11. Miscellaneous receipts ..	17,240	1,308	18,548	2. Main Canals and Branches ..	5,79,557	26,680	6,06,237
12. Deduct—Refunds ..	151	..	151				
Total ..	1,84,679	6,494	1,91,173	Total ..	5,82,973	26,680	6,09,653
<b>II.—INDIRECT RECEIPTS.</b>				<b>III. COMPENSATION.</b>			
Irrigation share of Land Revenue collected in the Civil Department.	36,72,501	1,09,623	37,82,124				
4 per cent. on 9/10ths of the proceeds from sales of occupancy rights per Govt. of India Nos. 53 and 58-A.I., dated respectively 20th June and 1st August 1889, communicated in Government Resolution No. 1209, dated 10th July and No. 1913, dated 7th November 1889 ..	79,721	3,617	83,338	<b>IV. ESTABLISHMENT.</b>			
Total ..	37,52,222	1,13,240	38,65,462	1 & 2. Direction and Accounts. } 2,92,776	2,92,776	24,940	3,17,716
				3. Executive .. }			
Total Receipts ..	39,36,901	1,19,734	40,56,635	Total ..	2,92,776	24,940	3,17,716
				<b>V. TOOLS AND PLANT</b> ..	6,246	525	6,771
Carried over ..	39,36,901	1,19,734	40,56,635	Carried over ..	9,29,556	54,330	9,83,886



## GREAT MARAK CANAL.

## CANAL PROJECT.

No. 3.—Revenue Account for, and to end of, 1924-25.

Receipts.	TOTAL.			Charges.	TOTAL.		
	Previous	1924-25.	Total.		Previous.	1924-25.	Total
	Rs.	Rs.	Rs.		Rs.	Rs.	Rs.
Brought forward..	39,36,901	1,19,734	40,56,635	Brought forward..	9,29,556	54,330	9,83,886
<i>Note.</i> —Loss to the canal on account of difference between assessment of water-rates on jaghir lands and assessment at the ordinary rates in force for Government lands noted here per Government of India Letter No. 233-1, dated 14th June 1883, communicated under Government Resolution No. 400, dated 11th August 1883.				VI.—REFUNDS OF REVENUE.	40	..	40
				Total ..	9,29,596	54,330	9,83,926
				Share of collection charges in the Civil Department.	2,75,931	6,693	2,82,624
				Total Direct Charges ..	12,05,527	61,023	12,66,550
				Indirect charges debitable to Revenue Account as per Account No. 5 ..	43,826	3,781	47,607
				Total Charges ..	12,49,353	64,804	13,14,157
				Balance Net Revenue ..	26,87,548	54,930	27,42,478
				GRAND TOTAL ..	39,36,901	1,19,734	40,56,635
	To end of 1923-24— Rs. 7,86,047						
	Loss for 1924-25— Rs. 23,600						
Total Rs. 8,09,647							
GRAND TOTAL ...	39,36,901	1,19,734	40,56,635	GRAND TOTAL ..	39,36,901	1,19,734	40,56,635

N. B.—Last Capital Account detailed in the Administrative Accounts for 1923-24.

Construction estimate closed on 31st March 1882—*vide* G. R. No. 1411, dated 12th September 1893.

Completion report approved in G. R. No. 1229, dated 1st August 1894.

GREAT MARAK CANAL.

CANAL PROJECT.

No. 4.—Interest Account for, and to end of, 1924-25.

	Amount.		Amount.
	Rs.		Rs.
Total interest charges to end of 1923-1924 .. ..	4,37,529	Net Revenue realized to end of 1923-24 as per No. 3 ..	26,87,548
Interest charges for the year 1924-1925 .. ..	20,583	Net Revenue realized during 1924-25 as per No. 3 .. ..	54,930
On Rs. 2,07,436 outlay to end of the year 1916-17 at the average rate 3·3252 per cent. ..	6,897	Total Net Revenue realised to end of the year as per No. 3 .. ..	27,42,478
On subsequent outlay Rs. 2,33,951 from the year 1917-18 at the flat rate 5·85 per cent. ..	13,686	Balance net interest charges ..	—22,84,366
Total ..	4,58,112	Total ..	4,58,112

No. 5.—Account of Indirect Charges for, and to end of, year 1924-25.

Particulars.	Previous.	1924-25.	Total.	Particulars.	Previous.	1924-25.	Total.
	Rs.	Rs.	Rs.		Rs.	Rs.	Rs.
<b>CAPITAL ACCOUNT.</b>				<b>REVENUE ACCOUNT.</b>			
				1. Capitalized abatement of Land Revenue ..	772	..	772
				2. Leave and Pension Allowances ..	42,291	3,492	45,783
				3. Audit and Accounts Establishment ..	763	289	1,052
Total ..				Total ..	43,826	3,781	47,607

## SARFARAZWAH CANAL.

## CANAL PROJECT.

No. 3.—Revenue Account for, and to end of, 1924-25.

Receipts.	TOTAL.			Charges.	TOTAL.		
	Previous.	1924-25.	Total.		Previous.	1924-25.	Total.
	Rs.	Rs.	Rs.		Rs.	Rs.	Rs.
<b>I.—DIRECT RECEIPTS.</b>				<b>I.—EXTENSIONS AND IMPROVEMENTS.</b>			
1. Water-rates from Irrigation ..	80,139	1,172	81,311				
5. Plantations ..	25,753	45	26,918	2. Main Canals and Branches ..	42,953	..	42,953
6. Other canal produce ..		1,120					
8. Navigation ..	62	..	62	Total ..	42,953	..	42,953
9. Rents of buildings ..	7	..	7				
10. Fines ..	467	125	592	<b>II.—MAINTENANCE AND REPAIRS.</b>			
11. Miscellaneous receipts ..	8,616	295	8,911	2. Main Canals and Branches ..	3,93,294	11,978	4,05,272
12. Deduct—Re-funds. -	1	..	1	4. Drainage and Protective Works ..	6,778	..	6,778
Total ..	1,15,043	2,757	1,17,800	Total ..	4,00,072	11,978	4,12,050
<b>II.—INDIRECT RECEIPTS.</b>				<b>III.—COMPENSATION.</b>			
Irrigation share of Land Revenue collected in the Civil Department.	12,51,267	40,041	12,91,308				
4 per cent. on 9/10ths of the proceeds from sales of occupancy rights per Govt. of India Nos. 53 and 58-A-I, dated respectively 20th June and 1st August 1889, communicated in Government Resolution No. 1209, dated 10th July and No. 1913, dated 7th November 1889..	36,100	1,409	37,509	<b>IV.—ESTABLISHMENT.</b>			
Total ..	12,87,367	41,450	13,28,817	1 & 2. Direction and Accounts. } 3. Executive ..	1,66,249	9,585	1,75,835
				Total ..	1,66,249	9,586	1,75,835
<b>Total Receipts ..</b>	<b>14,02,410</b>	<b>44,207</b>	<b>14,46,617</b>	<b>V.—TOOLS AND PLANT</b> ..	2,942	203	3,145
Carried over ..	14,02,410	44,207	14,46,617	Carried over ..	6,12,216	21,767	6,33,983

SARFARAZWAH CANAL.

CANAL PROJECT.

No. 3.—Revenue Account for, and to end of, 1924-25.

Receipts.	TOTAL.			Charges.	TOTAL.		
	Previous.	1924-25.	Total.		Previous.	1924-25.	Total.
	Rs.	Rs.	Rs.		Rs.	Rs.	Rs.
Brought forward ..	14,02,410	44,207	14,46,617	Brought forward..	6,12,216	21,767	6,33,983
<i>Note.</i> —Loss to the canal on account of difference between assessment of water-rates on jaghir lands and assessment at the ordinary rates in force for Government lands noted here per Government of India Letter No. 233-I, dated 14th June 1883, communicated under Government Resolution No. 400, dated 11th August 1883.				Profit and Loss—	..	..	..
				VI.—REFUNDS OF REVENUE .	4	..	4
				Total ..	6,12,220	21,767	6,33,987
				Share of collection charges in the Civil Department.	95,638	2,480	98,118
				Total Direct Charges ..	7,07,858	24,247	7,32,105
				Indirect charges debitable to Revenue Account as per Account No. 5 ..	26,394	1,462	27,856
				Total Charges ..	7,34,252	25,709	7,59,961
				Balance Net Revenue ..	6,68,158	18,498	6,86,656
				GRAND TOTAL ..	14,02,410	44,207	14,46,617
	To end of 1923-24 .. Rs. 4,01,758 Loss for 1924-25 .. 8,697 Total .. 4,10,455						

N. B.—Last Capital Account detailed in the Administrative Accounts for 1881-82.

Construction estimate closed on 31st March 1876—vide G. R. No. 1411, dated 12th September 1893.

Completion report approved in G. R. No. 1229, dated 1st August 1894.

## SARFARAZWAH CANAL.

## CANAL PROJECT.

## No. 4.—Interest Account for, and to end of, 1924-25.

	Amount.		Amount.
	Rs.		Rs.
Total interest charges to end of 1923-24 .. .. .	2,29,864	Net Revenue realized to end of 1923-24 as per No. 3 .. .. .	6,68,158
Interest charges for the year 1924-25 .. .. .	3,942	Net Revenue realized during 1924-25 as per No. 3 .. .. .	18,498
On Rs. 1,18,559 outlay to end of the year 1916-17 at the average rate 3.3252 per cent. ..	3,942	Total Net Revenue realized to end of the year as per No. 3 .. .. .	6,86,656
On subsequent outlay .. .. .	Nil.	Balance net interest charges .. .. .	—4,52,850
Total .. .. .	2,33,806	Total .. .. .	2,33,806

## No. 5.—Account of Indirect Charges for, and to end of, year 1924-25.

Particulars.	Previous.	1924-25	Total.	Particulars.	Previous.	1924-25.	Total.
	Rs.	Rs.	Rs.		Rs.	Rs.	Rs.
CAPITAL ACCOUNT.				REVENUE ACCOUNTS.			
				1. Capitalized abatement of Land Revenue .. .. .	1,278	..	1,278
				2. Leave and Pension Allowances .. .. .	24,690	1,342	26,032
				3. Audit and Accounts Establishment .. .. .	426	120	546
Total .. .. .				Total .. .. .	26,394	1,462	27,856

## FULELI CANAL.

## CANAL PROJECT.

No. 2.—Capital Account for, and to end of, 1924-25.

Heads of Account.	Direct Charges.			Cost of construction as now estimated (Construction estimate closed on 31st March 1893).	Expenditure against closed estimates.
	Previous.	1924-25.	Total.		
1	2	3	4	5	6
<b>I.—WORKS.</b>	Rs.	Rs.	Rs.	Rs.	Rs.
(I) HEAD WORKS.					
C. Works .. .. .	66,278	..	66,278	66,278	66,278
K. Buildings .. .. .	4,012	..	4,012	4,012	4,012
<b>Total Head Works ..</b>	<b>70,290</b>	<b>..</b>	<b>70,290</b>	<b>70,290</b>	<b>70,290</b>
(2) MAIN CANALS AND BRANCHES.					
A. Preliminary Expenses .. .. .	62,003	4,619	66,622	71,483	43,303
B. Land .. .. .	7,456	..	7,456	7,456	7,456
D. Regulators .. .. .	8,19,870	59,035	8,78,905	8,78,905	8,78,905
G. Bridges .. .. .	36,992	..	36,992	36,992	36,992
H. Escapes .. .. .	2,44,313	..	2,44,313	2,44,313	2,44,313
K. Buildings .. .. .	67,444	..	67,444	67,444	67,444
L. Earth-work .. .. .	8,45,859	49,678	8,95,537	9,24,155	8,30,837
O. Miscellaneous .. .. .	26,347	..	26,347	26,347	26,347
<b>Total Main Canals and Branches ..</b>	<b>21,10,284</b>	<b>1,13,332</b>	<b>22,23,616</b>	<b>22,57,095</b>	<b>21,35,597</b>
(3) DISTRIBUTARIES.					
B. Land .. .. .	667	..	667	667	667
C. Works .. .. .	65,540	..	65,540	65,540	65,540
L. Earth-work .. .. .	32,160	..	32,160	32,160	32,160
<b>Total Distributaries ..</b>	<b>98,367</b>	<b>..</b>	<b>98,367</b>	<b>98,367</b>	<b>98,367</b>
<b>Total I—Works ..</b>	<b>22,78,941</b>	<b>1,13,332</b>	<b>23,92,273</b>	<b>24,25,752</b>	<b>23,04,254</b>
<b>Carried over ..</b>	<b>22,78,941</b>	<b>1,13,332</b>	<b>23,92,273</b>	<b>24,25,752</b>	<b>23,04,254</b>

## FULELI CANAL.

## CANAL PROJECT.

No. 2.—Capital Account for, and to end of, 1924-25.

Heads of Account.	Direct Charges.			Cost of construction as now estimated (Construction estimate closed on 31st March 1893).	Expenditure against closed estimates.
	Previous.	1924-25.	Total.		
1	2	3	4	5	6
	Rs.	Rs.	Rs.	Rs.	Rs.
Brought forward ..	22,78,941	1,13,332	23,92,273	24,25,752	23,04,254
<b>II.—ESTABLISHMENT.</b>					
1 and 2. Direction and Accounts ..	5,80,589	37,041	6,17,630	6,25,946	5,89,724
3. Executive ..					
Total Establishment ..	5,80,589	37,041	6,17,630	6,25,946	5,89,724
<b>III.—TOOLS AND PLANT</b>					
..	17,787	1,389	19,176	24,342	17,984
Grand Total ..	28,77,317	1,51,762	30,29,079	30,76,040	29,11,962
V.—Less—Receipts on Capital Account	504	..	504	504	504
Net Outlay ..	28,76,813	1,51,762	30,28,575	30,75,536	29,11,458
<i>Apportionment.</i>					
Chargeable to 43—Minor Works and Navigation.	21,22,765	..	21,22,765	21,22,765	21,22,765
Chargeable to 55—Construction of Irrigation Works.	7,54,048	1,51,762	9,05,810	9,52,771	7,88,693
Total ..	28,76,813	1,51,762	30,28,575	30,75,536	29,11,458

FULELI CANAL.

CANAL PROJECT.

No. 3.—Revenue Account for, and to end of, 1924-25.

Receipts.	TOTAL.			Charges.	TOTAL.		
	Previous.	1924-25.	Total.		Previous.	1924-25.	Total.
	Rs.	Rs.	Rs.		Rs.	Rs.	Rs.
<b>I.—DIRECT RECEIPTS.</b>				<b>I.—EXTENSIONS AND IMPROVEMENTS.</b>			
1. Water-rates from Irrigation ..	15,88,620	37,060	16,25,680	2. Main Canals and Branches ..	4,30,153	133	4,30,286
3. Sales of water ..	3,851	1,811	5,662	3. Distributaries ..	28,517	..	28,517
5. Plantations ..	2,01,774	165	2,29,185				
6. Other canal produce ..		27,246					
8. Navigation ..	75,841	5	75,846	<b>Total ..</b>	<b>4,58,670</b>	<b>133</b>	<b>4,58,803</b>
9. Rents of buildings ..	7,740	21	7,761				
10. Fines ..	22,346	5,339	27,685	<b>II.—MAINTENANCE AND REPAIRS.</b>			
11. Miscellaneous receipts ..	2,10,929	5,562	2,16,491	1. Head Works ..	169	..	169
12. <i>Deduct</i> —Re-funds ..	1,446	..	1,446	2. Main Canals and Branches ..	58,67,593	1,07,183	59,74,776
<b>Total ..</b>	<b>21,09,655</b>	<b>77,209</b>	<b>21,86,864</b>	3. Distributaries ..	1,155	..	1,155
				<b>Total ..</b>	<b>58,68,917</b>	<b>1,07,183</b>	<b>59,76,100</b>
<b>II.—INDIRECT RECEIPTS.</b>				<b>III.—COMPENSATION</b> ..	..	..	..
Irrigation share of Land Revenue collected in the Civil Department.	2,23,16,712	7,49,550	2,30,66,262	<b>IV.—ESTABLISHMENT.</b>			
4 per cent. on 9/10ths of the proceeds from sales of occupancy rights per Govt. of India Nos. 53 and 58-A.1., dated respectively 20th June and 1st August 1889, communicated in Government Resolution No. 1209, dated 10th July, and No. 1913, dated 7th November 1889 ..	3,46,564	26,191	3,72,755	1 and 2. Direction and Accounts ..	21,19,047	1,03,999	22,23,046
				3. Executive ..			
<b>Total ..</b>	<b>2,26,63,276</b>	<b>7,75,741</b>	<b>2,34,39,017</b>	<b>Total ..</b>	<b>21,19,047</b>	<b>1,03,999</b>	<b>22,23,046</b>
				<b>V.—TOOLS AND PLANT</b> ..	53,516	2,232	55,748
<b>Total Receipts ..</b>	<b>2,47,72,931</b>	<b>8,52,950</b>	<b>2,56,25,881</b>				
<b>Carried over ..</b>	<b>2,47,72,931</b>	<b>8,52,950</b>	<b>2,56,25,881</b>	<b>Carried over ..</b>	<b>85,00,150</b>	<b>2,13,547</b>	<b>87,13,697</b>



## FULELI CANAL.

## CANAL PROJECT.

No 3.—Revenue Account for. and to end of, 1924-25.

Receipts.	TOTAL.			Charges.	TOTAL.		
	Previous.	1924-25.	Total.		Previous.	1924-25.	Total.
	Rs.	Rs.	Rs.		Rs.	Rs.	Rs.
Brought forward ..	2,47,72,931	8,52,950	2,56,25,881	Brought forward..	85,00,150	2,13,547	87,13,697
<i>Note.</i> —Loss to the canal on account of difference between assessment of water-rates on jaghir lands and assessment at the ordinary rates in force for Government lands noted here per Government of India Letter No. 233-1., dated 14th June 1883, communicated under Government Resolution No. 400, dated 11th August 1883.				IV.—REFUNDS OF REVENUE.	3,730	..	3,730
				Suspense Account ..	—239	..	—239
				<i>Deduct</i> —Recoveries on revenue accounts ..	296	..	296
				Total ..	85,03,345	2,13,547	87,16,892
				Share of Collection Charges in the Civil Department.	17,67,367	47,460	18,14,827
				Total Direct Charges ..	1,02,70,712	2,61,027	1,05,31,719
				Indirect Charges debitable to Revenue Account as per Account No. 5 ..	3,45,628	15,715	3,61,343
				Total Charges ..	1,06,16,340	2,76,722	1,08,93,062
				Balance Net Revenue ..	1,41,56,591	5,76,228	1,47,32,819
				GRAND TOTAL ..	2,47,72,931	8,52,950	2,56,25,881
To end of 1923-24	Rs. 66,82,158						
Loss for 1924-25—	Rs. 1,63,288						
Total ..	68,45,446						

*N. B.*—Construction estimate closed on 31st March 1893, vide G. R. No. 1035, dated 27th June 1894.  
Completion report approved in G. R. No. 1035, dated 27th June 1894.

## FULELI CANAL.

## CANAL PROJECT.

## No. 4.—Interest Account for, and to end of, 1924-25.

	Amount Rs.		Amount Rs.
Total interest charges to end of 1923-24 .. .. .	32,31,043	Net Revenue realized to end of 1923-24 as per No. 3 ..	1,41,56,591
Interest charges for the year 1924-25 .. .. .	1,24,142	Net Revenue realized during 1924-25 as per No. 3 ..	5,76,228
Rs. On Rs. 19,24,515 outlay to end of the year 1916-17 at the average rate 3·3252 per cent .. 63,994		Total Net Revenue realized to end of the year as per No. 3 .. .. .	1,47,32,819
On subsequent outlay Rs. 10,28,179 (from 1917-18 to 1923-24 and half of 1924-25) at the flat rate 5·85 per cent .. 60,148		Balance net interest charges ..	-1,13,77,634
Total ..	33,55,185	Total ..	33,55,185

## No. 5.—Account of Indirect Charges for, and to end of, 1924-25.

Particulars.	Previous.	1924-25.	Total.	Particulars.	Previous.	1924-25.	Total.
	Rs.	Rs.	Rs.		Rs.	Rs.	Rs.
<b>CAPITAL ACCOUNT.</b>				<b>REVENUE ACCOUNT.</b>			
.. Capitalized abatement of Land Revenue ..	15,250	209	15,459	1. Capitalized abatement of Land Revenue ..	17,746	82	17,828
2. Leave and Pension Allowances ..	90,752	5,186	95,938	2. Leave and Pension Allowances ..	3,23,787	14,560	3,38,347
3. Audit and Account Establishment ..	5,520	1,133	6,653	3. Audit and Accounts Establishment ..	4,095	1,073	5,168
Total ..	1,11,522	6,528	1,18,050	Total ..	3,45,628	15,715	3,61,343

## FULELI CANAL.

## CANAL PROJECT.

No. 6.—Statement comparing Capital Cost to end of 1924-25 with sanctioned estimates.

Particulars.	Charges against closed sanctions.			Current Sanctions.			Total charges to date against old and current sanctions.
	Expenditure against construction estimate.	Expenditure against open capital sanctions.	Total.	Charges to date.	Amount of sanctioned estimate.	Unspent balance of estimate.	
1	2	3	4	5	6	7	8
	Rs.	Rs.	Rs.	Rs.	Rs.	Rs.	Rs.
<b>DIRECT CHARGES.</b>							
Works .. ..	9,84,801	13,19,453	23,04,254	88,019	1,21,498	33,479	23,92,273
Establishment ..	2,00,468	3,89,256	5,89,724	27,906	36,222	8,316	1,17,630
Tools and Plant ..	1,325	16,659	17,984	1,192	6,358	5,166	19,176
Total ..	11,86,594	17,25,368	29,11,962	1,17,117	1,64,078	46,961	30,29,079
Less—Receipts on Capital Account ..	21	483	504	....	....	....	504
Net Total ..	11,86,573	17,24,885	29,11,458	1,17,117	1,64,078	46,961	30,28,575
<b>INDIRECT CHARGES.</b>							
Capitalized abatement of Land Revenue ..	6,800	8,659	15,459	....	6,500	6,500	15,459
Leave and Pension Allowances ..	37,536	54,494	92,030	3,908	5,070	1,162	95,938
Audit and Accounts Establishment ..	....	5,772	5,772	881	1,215	334	6,653
Total ..	44,336	68,925	1,13,261	4,789	12,785	7,996	1,18,050
<b>GRAND TOTAL ..</b>	<b>12,30,909</b>	<b>17,93,810</b>	<b>30,24,719</b>	<b>1,21,906</b>	<b>1,76,863</b>	<b>54,957</b>	<b>31,46,625</b>

Estimate sanctioned in G. R. (P. W. D.) No. 1971, dated 6th March 1923	..	..	Rs.	51,842
Do, do, No. 5289, dated 4th April 1924	..	..		1,25,021

---

 1,76,863

## HASANALIWAH CANAL.

## CANAL PROJECT.

## No. 2.—Detailed Account of Capital Expenditure for, and to end of, 1924-25.

Heads of Account.	Direct Charges.			Cost of Construction as now estimated. (Construction estimate closed on 31st March 1907).	Expenditure against closed estimates.
	Previous.	1924-25.	Total.		
1	2	3	4	5	6
<b>I.—WORKS.</b>					
<b>(2) MAIN CANALS AND BRANCHES.</b>					
A. Preliminary Expenses ..	Rs. ..	Rs. 1,259	Rs. 1,259	Rs. *	Rs. *
B. Land .. ..	17,548	..	17,548	17,548	17,548
D. Regulators .. ..	31,994	..	31,994	31,994	31,994
G. Bridges .. ..	19,448	..	19,448	19,448	19,448
K. Buildings .. ..	6,789	..	6,789	6,789	6,789
L. Earth-work .. ..	1,25,170	..	1,25,170	1,25,170	1,25,170
Total Main Canals and Branches ..	2,00,949	1,259	2,02,208	2,00,949	2,00,949
<b>(3) DISTRIBUTARIES.</b>					
B. Land .. ..	3,495	..	3,495	3,495	3,495
C. Works .. ..	19,174	..	19,174	19,174	19,174
L. Earth-work .. ..	12,945	..	12,945	12,945	12,945
Total Distributaries ..	35,614	..	35,614	35,614	35,614
Total I—Works ..	2,36,563	1,259	2,37,822	2,36,563	2,36,563
<b>II.—ESTABLISHMENT.</b>					
1 and 2. Direction and Accounts ..	} 49,718	550	50,268	49,718	49,718
3. Executive .. ..					
Total Establishment ..	49,718	550	50,268	49,718	49,718
III.—TOOLS AND PLANT ..	5,317	16	5,333	5,317	5,317
Grand Total ..	2,91,598	1,825	2,93,423	2,91,598	2,91,598
V.—Less—Receipts on Capital Account .. ..	..	..	..	..	..
Net Outlay ..	2,91,598	1,825	2,93,423	2,91,598	2,91,598

\*Lump sum Estimate amounting to Rs. 3,033 (both direct and indirect) approved in G. R. (P. W. D.), No. 5869 dated 2. th January 1925.

## PUBLIC WORKS DEPARTMENT, IRRIGATION BRANCH.

## HASANALIWAH CANAL.

## CANAL PROJECT.

No. 2.—Capital Account for, and to end of, 1924-25.

Heads of Account.  1	Direct Charges.			Cost of Construction as now estimated. (Construction estimate closed on 31st March 1907).  5	Expenditure against closed estimates.  6
	Previous.  2	1924-25.  3	Total.  4		
<i>Apportionment.</i>	Rs.	Rs.	Rs.	Rs.	Rs.
Chargeable to 43—Minor Works and Navigation .. ..	2,89,929	..	2,89,929	} 2,91,598	2,91,598
Chargeable to 55—Construction of Irrigation Works .. ..	1,669	1,825	3,494		
<b>Total ..</b>	<b>2,91,598</b>	<b>1,825</b>	<b>2,93,423</b>	<b>2,91,598</b>	<b>2,91,598</b>

HASANALIWAH CANAL.

CANAL PROJECT.

No. 3.—Revenue Account for, and to end of, 1924-25.

Receipts.	TOTAL.			Charges.	TOTAL.		
	Previous.	1924-25.	Total.		Previous.	1924-25.	Total.
	Rs.	Rs.	Rs.		Rs.	Rs.	Rs.
<b>I.—DIRECT RECEIPTS.</b>				<b>I.—EXTENSIONS AND IMPROVEMENTS.</b>			
1. Water - rates from Irrigation ..	2,344	110	2,454	2. Main Canals and Branches ..	24,521	—817	23,704
5. Plantations ..	3	..	3				
6. Other canal produce ..	3,928	351	4,279				
9. Rents of buildings ..	1	..	1	Total ..	24,521	—817	23,704
10. Fines ..	877	..	877				
11. Miscellaneous receipts ..	4,778	220	4,998	<b>II.—MAINTENANCE AND REPAIRS.</b>			
Total ..	11,931	681	12,612	2. Main Canals and Branches ..	2,57,922	15,865	2,73,787
<b>II.—INDIRECT RECEIPTS.</b>				Total ..	2,57,922	15,865	2,73,787
Irrigation share of Land Revenue collected in the Civil Department.	7,65,458	40,926	8,06,384	<b>III.—COMPENSATION</b> ..	..	..	..
4 per cent. on 9/10ths of the proceeds from sales of occupancy rights per Govt. of India Nos. 53 and 58-A-I., dated respectively 20th June and 1st August 1889, communicated in Government Resolution No. 1209, dated 10th July, and No. 1913, dated 7th November 1889 ..	9,775	930	10,705	<b>IV.—ESTABLISHMENT.</b>			
Total ..	7,75,233	41,856	8,17,089	1 and 2. Direction and Accounts ..	1,18,135	10,836	1,28,971
				3. Executive ..			
Total Receipts ..	7,87,164	42,537	8,29,701	<b>V.—TOOLS AND PLANT</b> ..	3,216	211	3,427
Carried over ..	7,87,164	42,537	8,29,701	Carried over ..	4,03,794	26,075	4,29,889

## PUBLIC WORKS DEPARTMENT, IRRIGATION BRANCH.

## HASANALIWAH CANAL.

## CANAL PROJECT.

No. 3.—Revenue Account for, and to end of, 1924-25.

Receipts.	TOTAL.			Charges.	TOTAL.		
	Previous.	1924-25.	Total.		Previous.	1924-25.	Total.
	Rs.	Rs.	Rs.		Rs.	Rs.	Rs.
Brought forward ..	7,87,164	42,537	8,29,701	Brought forward..	4,03,794	26,095	4,29,889
<i>Note.</i> —Loss to the canal on account of difference between assessment of water-rates on jaghir lands and assessment at the ordinary rates in force for Government lands noted here per Government of India Letter No. 233-I., dated 14th June 1883, communicated under Government Resolution No. 400, dated 11th August 1883.				VI.—REFUNDS OF REVENUE..	....	..	...
				Suspense Account ..	....	..	....
				Total ..	4,03,794	26,095	4,29,889
				Share of Collection Charges in the Civil Department.	46,085	2,462	48,547
				Total Direct Charges ..	4,49,879	28,557	4,78,436
				Indirect Charges debitable to Revenue Account as per Account No. 5 ..	17,091	1,667	18,758
				Total Charges ..	4,66,970	30,224	4,97,194
				Balance Revenue Net ..	3,20,194	12,313	3,32,507
				GRAND TOTAL ..	7,87,164	42,537	8,29,701
	To end of 1923-24 ..	Rs. 36,145					
Loss for 1924-25—		Rs. 1,310					
Total ..		37,455					

N.B.—Construction Estimate closed on 31st March 1907, vide G. R. No. 1802, dated 15th July 1907.

Completion Report approved in G. R. No. 1802, dated 15th July 1907.

## HASANALIWAH CANAL.

## CANAL PROJECT.

## No. 4.—Interest Account for, and to end of, 1924-25.

	Amount Rs.		Amount Rs.
Total interest charges to end of 1923-24 .. .. .	2,01,186	Net Revenue realized to end of 1923-24 as per No. 3 .. .. .	3,20,194
Interest charges for the year 1924-25 .. .. .	9,792	Net Revenue realized during 1924-25 as per No. 3 .. .. .	12,313
Rs.			
On Rs. 2,89,929 outlay to end of the year 1916-17 at the average rate 3·3252 per cent ..	9,641	Total Net Revenue realized to end of the year as per No. 3 ..	3,32,507
On subsequent outlay Rs. 2,081 (from 1917-18 to 1923-24 and half of 1924-25) at the flat rate 5·85 per cent ..	151	Balance net interest charges ..	—1,21,529
Total ..	2,10,978	Total ..	2,10,978

## No. 5.—Account of Indirect Charges for, and to end of, 1924-25.

Particulars.	Previous.	1924-25.	Total.	Particulars.	Previous.	1924-25.	Total.
	Rs.	Rs.	Rs.		Rs.	Rs.	Rs.
<b>CAPITAL ACCOUNT.</b>				<b>REVENUE ACCOUNT.</b>			
1. Capitalized abatement of Land Revenue ..	7,976	..	7,976	1. Capitalized abatement of Land Revenue ..	..	..	..
2. Leave and Pension Allowances ..	6,960	77	7,037	2. Leave and Pension Allowances ..	16,539	1,517	18,056
3. Audit and Accounts Establishment ..	12	13	25	3. Audit and Accounts Establishment ..	552	150	702
Total ..	14,948	90	15,038	Total ..	17,091	1,667	18,758



## HASANALIWAH CANAL.

## CANAL PROJECT.

No. 6.—Statement Comparing Capital Cost to end of 1924-25 with sanctioned Estimates.

Particulars.	Charges against closed sanctions.			Current sanctions.			Total charges to date against old and current sanctions.
	Expenditure against construction estimate.	Expenditure against open capital sanctions.	Total.	Charges to date.	Amount of sanctioned estimate.	Unspent balance of estimate.	
1	2	3	4	5	6	7	8
	Rs.	Rs.	Rs.	Rs.	Rs.	Rs.	Rs.
<b>DIRECT CHARGES.</b>							
Works .. ..	2,12,461	24,102	2,36,563	1,259	..	..	2,37,822
Establishment ..	46,413	3,305	49,718	550	..	..	50,268
Tools and Plant ..	5,114	203	5,317	16	..	..	5,333
Total ..	2,63,988	27,610	2,91,598	1,825	..	..	2,93,423
Less—Receipts on Capital Account ..	..	..	..	..	..	..	..
Net Total ..	2,63,988	27,610	2,91,598	1,825	2,812	987	2,93,423
<b>INDIRECT CHARGES.</b>							
Capitalized abatement of Land Revenue ..	6,545	1,431	7,976	..	..	..	7,976
Leave and Pension Allowances ..	6,498	462	6,960	77	..	..	7,037
Audit and Accounts ..	..	12	12	13	..	..	25
Total ..	13,043	1,905	14,948	90	221	131	15,038
<b>GRAND TOTAL</b> ..	<b>2,77,031</b>	<b>29,515</b>	<b>3,06,546</b>	<b>1,915</b>	<b>* 3,033</b>	<b>1,118</b>	<b>3,08,461</b>

\* Lump sum Estimate approved in G. R. (P.W.D.), No. 5869, dated 27th January 1925.

NAULAKHI CANAL.

CANAL PROJECT.

No. 2.—Capital Account for, and to end of, 1924-25.

Heads of Accounts.	Direct Charges.			Cost of Construction as now estimated. (Construction estimate closed during 1921-22).	Expenditure against closed estimates.
	Previous.	1924-25.	Total.		
1	2	3	4	5	6
	Rs.	Rs.	Rs.	Rs.	Rs.
<b>I.—WORKS.</b>					
V.—Water courses—Miscellaneous ..	—5	5	..	..	..
Unclassifiable outlay .. ..	1,01,979	..	1,01,979	1,01,979	1,01,979
Total I—works ..	1,01,974	5	1,01,979	1,01,979	1,01,979
<b>II.—ESTABLISHMENT.</b>					
1 and 2. Direction and Accounts ..	28,819	2	28,821	28,821	28,821
3. Executive ..					
Total Establishment ..	28,819	2	28,821	28,821	28,821
<b>III.—TOOLS AND PLANT ..</b>					
	840	..	840	840	840
Grand Total ..	1,31,633	7	1,31,640	1,31,640	1,31,640
V.—Less—Receipts on Capital Account	..	..	..	..	..
Net Outlay ..	1,31,633	7	1,31,640	1,31,640	1,31,640
<i>Apportionment.</i>					
Chargeable to 15—Other Revenue Expenditure ..	1,31,640	..	1,31,640	1,31,640	1,31,640
Chargeable to 55—Construction of Irrigation Works—Provincial ..	—7	7	..	..	..
Total ..	1,31,633	7	1,31,640	1,31,640	1,31,640

## NAULAKHI CANAL.

## CANAL PROJECT.

No. 3.—Revenue Account for, and to end of, 1924-25.

Receipts.	TOTAL.			Receipts.	TOTAL.		
	Previous.	1924-25.	Total.		Previous.	1924-25.	Total.
<b>I.—DIRECT RECEIPTS.</b>	Rs.	Rs.	Rs.	<b>I.—EXTENSIONS AND IMPROVEMENTS.</b>	Rs.	Rs.	Rs.
1. Water-rates from Irrigation ..	958	406	1,364				
5. Plantations ..	..	..	..	2. Main Canals and Branches ..	320	270	590
6. Other canal produce ..	322	246	568				
8. Navigation ..	45	..	45				
9. Rents of buildings ..	..	1	1				
10. Fines ..	30	..	30	Total ..	320	270	590
11. Miscellaneous receipts ..	360	186	546				
12. Deduct—refunds ..	..	..	..	<b>II.—MAINTENANCE AND REPAIRS.</b>			
Total ..	1,715	839	2,554	2. Main Canals and Branches ..	47,921	21,521	69,442
<b>II.—INDIRECT RECEIPTS.</b>							
Irrigation share of Land Revenue collected in the Civil Department.	2,89,135	1,50,402	4,39,537	Total ..	47,921	21,521	69,442
4 per cent. on 9/10ths of the proceeds from sales of occupancy rights per Govt. of India Nos. 53 and 58-A. I., dated respectively 20th June and 1st August 1889, communicated in Government Resolution No. 1209, dated 10th July, and No. 1913, dated 7th November 1889 ..	1,470	753	2,223	<b>III.—COMPENSATION.</b>	..	..	..
				<b>IV.—ESTABLISHMENT,</b>			
				1 and 2. Direction and Accounts. }	33,999	14,232	48,231
				3. Executive .. }			
Total ..	2,90,605	1,51,155	4,41,760	Total ..	33,999	14,232	48,231
				<b>V.—TOOLS AND PLANT..</b>	701	267	968
Total Receipts ..	2,92,320	1,51,994	4,44,314				
Carried over ..	2,92,320	1,51,994	4,44,314	Carried over ..	82,941	36,290	1,19,231

NAULAKHI CANAL.

CANAL PROJECT.

No. 3.—Revenue Account for, and to end of, 1924-25,

Receipts.	TOTAL.			Charges.	TOTAL.		
	Previous.	1924-25.	Total.		Previous.	1924-25.	Total.
	Rs.	Rs.	Rs.		Rs.	Rs.	Rs.
Brought forward ..	2,92,320	151,994	4,44,314	Brought forward..	82,941	36,250	1,19,231
<p><i>Note.</i>—Loss to the canal on account of difference between assessment of water-rates on jaghir land and assessment at the ordinary rates in force for Government lands noted here per Government of India Letter No. 233-I, dated 14th June 1883, communicated under Government Resolution No. 400, dated 11th August 1883.</p>				Profit and Loss—	..	..	..
				VI.—REFUNDS OF REVENUE..	..	..	..
				Total ..	82,941	36,250	1,19,231
				Share of Collection Charges in the Civil Department.	17,406	9,048	26,454
				Total Direct Charges ..	1,00,347	45,338	1,45,685
				Indirect Charges debitable to Revenue Account as per No. 5 ..	5,249	2,210	7,459
				Total Charges ..	1,05,596	47,548	1,53,144
				Balance Net Revenue ..	1,86,724	1,04,446	2,91,170
				GRAND TOTAL ..	2,92,320	1,51,994	4,44,314
	To end of 1923-24..	Rs. 9,632.					
Loss for 1924-25—							
	Rs. 5,149						
Total ..	14,781						

N.B.—Construction Estimate closed during 1921-22, vide G. R. No. 1606, dated 30th November 1923.

## NAULAKHI CANAL.

## CANAL PROJECT.

## No. 4.—Interest Account for, and to end of, 1924-25.

	Amount Rs.		Amount Rs.
Total interest charges to end of 1923-24 .. ..	5,138	Net Revenue realized to end of 1923-24 as per No. 3 .. ..	1,86,724
Interest charges for the year 1924-25 .. ..	5,189	Net Revenue realized during 1924-25 as per No. 3 .. ..	1,04,446
Rs.			
On Rs. 99,479 outlay to end of the year 1916-17 at the average rate 3·3252 per cent. ..	3,308	Total Net Revenue realized to end of the year as per No. 3 .. ..	2,91,170
On subsequent outlay Rs. 32,158 (outlay from 1917-18 to 1923-24 and half of 1924-25) at the flat rate 5·85 per cent. ..	1,881	Balance net interest charges ..	—2,80,843
Total ..	10,327	Total ..	10,327

## No. 5.—Account of Indirect Charges for, and to end of, 1924-25.

Particulars.	Previous.	1924-25.	Total.	Particulars.	Previous.	1924-25.	Total.
	Rs.	Rs.	Rs.		Rs.	Rs.	Rs.
<b>CAPITAL ACCOUNT.</b>				<b>REVENUE ACCOUNT.</b>			
1. Capitalized abatement of Land Revenue .. ..	..	..	..	1. Capitalized abatement of Land Revenue .. ..	7	..	7
2. Leave and Pension Allowances ..	4,038	..	4,038	2. Leave and Pension Allowances ..	4,760	1,992	6,752
3. Audit and Accounts Establishment .. ..	..	..	..	3. Audit and Accounts Establishment .. ..	482	218	700
Total ..	4,038	..	4,038	Total ..	5,249	2,210	7,459

NAULAKHI CANAL.

CANAL PROJECT.

No. 6.—Statement comparing Capital Cost to end of 1924-25 with sanctioned Estimates.

Particulars.	Charges against closed sanctions.			Current sanctions.			Total charges to date against old and current sanctions.
	Expenditure against construction estimate.	Expenditure against open capital sanctions.	Total.	Charges to date.	Amount of sanctioned estimate.	Unspent balance of estimate.	
1	2	3	4	5	6	7	8
	Rs.	Rs.	Rs.	Rs.	Rs.	Rs.	Rs.
<b>DIRECT CHARGES.</b>							
Works .. ..	1,01,979	..	1,01,979	..	..	..	1,01,979
Establishment ..	28,821	..	28,821	..	..	..	28,821
Tools and Plant ..	840	..	840	..	..	..	840
<b>Total ..</b>	<b>1,31,640</b>	<b>..</b>	<b>1,31,640</b>	<b>..</b>	<b>..</b>	<b>..</b>	<b>1,31,640</b>
Less—Receipts on Capital Account ..	..	..	..	..	..	..	..
<b>Net Total ..</b>	<b>1,31,640</b>	<b>..</b>	<b>1,31,640</b>	<b>..</b>	<b>..</b>	<b>..</b>	<b>1,31,640</b>
<b>INDIRECT CHARGES.</b>							
Capitalized abatement of Land Revenue ..	..	..	..	..	..	..	..
Leave and Pension Allowances ..	4,038	..	4,038	..	..	..	4,038
Audit and Accounts..	..	..	..	..	..	..	..
<b>Total ..</b>	<b>4,038</b>	<b>..</b>	<b>4,038</b>	<b>..</b>	<b>..</b>	<b>..</b>	<b>4,038</b>
<b>GRAND TOTAL ..</b>	<b>1,35,678</b>	<b>..</b>	<b>1,35,678</b>	<b>..</b>	<b>..</b>	<b>..</b>	<b>1,35,678</b>

## KALRI CANAL

## CANAL PROJECT.

No. 2.—Capital Account for, and to end of, 1924-25.

Heads of Account.  1	Direct Charges.			Cost of Construction as now estimated (Construction estimate closed during 1924-25).  5	Expenditure against closed estimates.  6	
	Previous.  2	1924-25.  3	Total.  4			
I.—WORKS. (2) MAIN CANALS AND BRANCHES.	Rs.	Rs.	Rs.	Rs.	Rs.	
A. Preliminary Expenses .. ..	..	4,930	4,930	9,257	..	
K. Buildings .. ..	4,153	451	4,604	4,604	4,604	
Total Main Canals and Branches ..	4,153	5,381	9,534	13,861	4,604	
Unclassified outlay .. ..	60,623	..	60,623	60,623	60,623	
Total I—Works ..	64,776	5,381	70,157	74,484	65,227	
II. ESTABLISHMENT.						
1 and 2. Direction and Accounts ..	{	10,508	3,653	14,161	16,465	10,595
3. Executive .. ..		..	..	..	..	..
Total Establishment ..	10,508	3,653	14,161	16,465	10,595	
III. TOOLS AND PLANT ..	114	59	173	2,940	120	
Grand Total ..	75,398	9,093	84,491	93,889	75,942	
V—Less—Receipts on Capital Account ..	..	..	..	..	..	
Net Outlay ..	75,398	9,093	84,491	93,889	75,942	
<i>Apportionment.</i>						
Chargeable to 55—Construction of Irrigation Works .. ..	5,078	9,093	14,171	23,569	5,622	
Chargeable to 15—Other revenue expenditures .. ..	70,320	..	70,320	70,320	70,320	
Total ..	75,398	9,093	84,491	93,889	75,942	

KALRI CANAL.

CANAL PROJECT.

No. 3.—Revenue Account for, and to end of, 1924-25.

Receipts.	TOTAL.			Charges.	TOTAL.		
	Previous.	1924-25.	Total.		Previous.	1924-25 .	Total.
	Rs.	Rs.	Rs.		Rs.	Rs.	Rs.
<b>I. DIRECT RECEIPTS.</b>				<b>I. EXTENSIONS AND IMPROVEMENTS.</b>			
1. Water-rates from Irrigation ..	371	189	560	2. Main Canals and Branches ..	305	..	305
6. Other canal produce ..	1,306	• 36	1,342				
9. Rents of buildings ..	1	1	2				
11. Miscellaneous receipts ..	150	35	185				
				<b>Total ..</b>	<b>305</b>	<b>..</b>	<b>305</b>
<b>Total ..</b>	<b>1,828</b>	<b>261</b>	<b>2,089</b>	<b>II. MAINTENANCE AND REPAIRS.</b>			
<b>II. INDIRECT RECEIPTS.</b>				2. Main Canals and Branches ..	73,547	38,015	1,11,562
Irrigation share of Land Revenue collected in the Civil Department.	89,475	52,122	1,41,597				
				<b>Total ..</b>	<b>73,547</b>	<b>38,015</b>	<b>1,11,562</b>
4 per cent. on 9/10ths of the proceeds from sales of occupancy rights per Govt. of India, Nos. 53 and 58-A. I., dated respectively 20th June and 1st August 1889, communicated in Government Resolution No. 1209, dated 10th July and No. 1913 dated 7th November 1889 ..	1,278	659	1,937	<b>III. COMPENSATION. ..</b>	<b>..</b>	<b>:</b>	<b>..</b>
				<b>IV. ESTABLISHMENT.</b>			
				1 and 2. Direction and Accounts ..	15,016	7,369	22,385
				3. Executive ..			
<b>Total ..</b>	<b>90,753</b>	<b>52,781</b>	<b>1,43,534</b>	<b>Total ..</b>	<b>15,016</b>	<b>7,369</b>	<b>22,385</b>
<b>Total Receipts ..</b>	<b>92,581</b>	<b>53,042</b>	<b>1,45,623</b>	<b>V. TOOLS AND PLANT ..</b>	<b>848</b>	<b>417</b>	<b>1,236</b>
<b>Carried over ..</b>	<b>92,581</b>	<b>53,042</b>	<b>1,45,623</b>	<b>Carried over ..</b>	<b>89,717</b>	<b>45,801</b>	<b>1,35,518</b>



## KALRI CANAL.

## CANAL PROJECT.

No. 3.—Revenue Account for, and to end of, 1924-25.

Receipts.	TOTAL.			Charges.	TOTAL.		
	Previous.	1924-25.	Total.		Previous.	1924-25.	Total.
	Rs.	Rs.	Rs.		Rs.	Rs.	Rs.
Brought forward ..	92,581	53,042	1,45,623	Brought forward..	89,717	45,801	1,35,518
<i>Note.</i> —Loss to the canal on account of difference between assessment of water-rates on jaghir lands and assessment at the ordinary rates in force for Government lands noted here per Government of India Letter No. 233-I, dated 14th June 1883, communicated under Government Resolution No. 400, dated 11th August 1883.				VI. REFUNDS OF REVENUE.	..	..	..
				Less—Receipts on Rev. Account ..	23	..	23
				Total ..	89,694	45,801	1,35,495
				Share of Collection Charges in the Civil Department,	5,390	3,139	8,529
				Total Direct Charges ..	95,084	48,940	1,44,024
				Indirect Charges debitable to Revenue Account as per Account No. 5 ..	3,184	1,415	4,599
				Total Charges ..	98,268	50,355	1,48,623
				Balance Revenue Net ..	—5,687	2,687	—3,000
				GRAND TOTAL ..	92,581	53,042	1,45,623
	To end of 1923-24..	Rs. 4,096					
Loss for 1924-25..	1,699						
Total ..	5,795						

N. B.—Construction Estimate closed during 1921-22, vide G. R. No. 1606, dated 19th July 1923.

KALRI CANAL.

CANAL PROJECT.

No. 4.—Interest Account for, and to end of, 1924-25.

	Amount. Rs.		Amount. Rs.
Total interest charges to end of 1923-24 .. .. .	5,134	Net Revenue realized to end of 1923-24 as per No. 3 .. .. .	—5,687
Interest charges for the year 1924-25 .. .. .	3,048	Net Revenue realized during 1924-25 as per No. 3 .. .. .	2,687
Rs.			
On Rs. 64,524 outlay to end of the year 1916-17 at the average rate 3.3252 per cent. .. .. .	2,146	Total Net Revenue realized to end of the year as per No. 3 .. .. .	—3,000
On subsequent outlay Rs. 15,421 (from 1917-18 to 1923-24 and half of 1924-25) at the flat rate 5.85 per cent. .. .. .	902	Balance net interest charges .. .. .	11,182
Total .. .. .	8,182	Total .. .. .	8,182

No. 5.—Account of Indirect Charges for, and to end of year 1924-25.

Particulars.	Previous.	1924-25.	Total.	Particulars.	Previous.	1924-25.	Total.
	Rs.	Rs.			Rs.	Rs.	
<b>CAPITAL ACCOUNT.</b>				<b>REVENUE ACCOUNT.</b>			
1. Capitalized abatement of Land Revenue .. .. .	..	..	..	1. Capitalized abatement of Land Revenue .. .. .	342	3	345
2. Leave and Pension Allowances .. .. .	1,471	511	1,982	2. Leave and Pension Allowances .. .. .	2,103	1,032	3,135
3. Audit and Accounts Establishment .. .. .	41	54	95	3. Audit and Accounts Establishment .. .. .	739	380	1,119
Total .. .. .	1,512	565	2,077	Total .. .. .	3,184	1,415	4,599

## KALRI CANAL.

## CANAL PROJECT.

No. 6.—Statement comparing Capital Cost to end of 1924-25 with sanctioned estimates.

Particulars.	Charges against closed sanctions.			Current sanctions.			Total charges to date against old and current sanctions.
	Expenditure against construction estimate.	Expenditure against open Capital sanctions.	Total.	Charges to date.	Amount of sanctioned Estimate.	Unspent balance of Estimate.	
1	2	3	4	5	6	7	8
	Rs.	Rs.	Rs.	Rs.	Rs.	Rs.	Rs.
<b>DIRECT CHARGES.</b>							
Works .. ..	60,623	4,604	65,227	4,930	9,257	4,327	70,157
Establishment ..	9,602	993	10,595	3,566	5,870	2,304	14,161
Tools and Plant ..	95	25	120	53	2,820	2,767	173
Total ..	70,320	5,622	75,942	8,549	17,947	9,398	84,491
Less—Receipts on Capital Account ..	..	..	..	..	..	..	..
Net Total ..	70,320	5,622	75,942	8,549	17,947	9,398	84,491
<b>INDIRECT CHARGES.</b>							
Capitalized abatement of Land Revenue ..	..	..	..	..	..	..	..
Leave and Pension Allowances ..	1,344	139	1,483	499	822	323	1,982
Audit and Accounts Establishment ..	..	46	46	49	93	44	95
Total ..	1,344	185	1,529	548	915	367	2,077
<b>GRAND TOTAL ..</b>	<b>71,664</b>	<b>5,807</b>	<b>77,571</b>	<b>9,097</b>	<b>18,862</b>	<b>9,765</b>	<b>86,568</b>

Estimate approved in G. M. (P. W. D.) No. 5771 dated 19th May 1924.

## PINYARI CANAL.

## CANAL PROJECT.

## No. 2.—Capital Account for, and to end of, 1924-25.

Heads of Account.	Direct Charges.			Cost of Construction as now estimated. (Construction estimate closed during 1921-22).	Expenditure against closed estimates.
	Previous.	1924-25.	Total.		
1	2	3	4	5	6
<b>I.—WORKS.</b>	Rs.	Rs.	Rs.	Rs.	Rs.
(2) MAIN CANALS AND BRANCHES.					
D. Regulators .. ..	2,054	..	2,054	2,054	2,054
G. Bridges .. ..	1,199	921	2,120	2,120	2,120
K. Buildings .. ..	30,014	3,443	33,457	34,124	26,503
L. Earth-work .. ..	2,06,015	1,68,439	3,74,454	4,09,573	..
Total, Main Canals and Branches ..	2,39,282	1,72,803	4,12,085	4,47,871	30,677
Unclassified outlay .. ..	4,78,414	..	4,78,414	4,78,414	4,78,414
Total I.—Works .. ..	7,17,696	1,72,803	8,90,499	9,26,285	5,09,091
<b>II.—ESTABLISHMENT.</b>					
1 and 2. Direction and Accounts ..	1,63,476	33,498	1,96,974	2,05,943	1,16,249
3. Executive .. ..					
Total II.—Establishment .. ..	1,63,476	33,498	1,96,974	2,05,943	1,16,249
<b>III.—TOOLS AND PLANT.</b>	2,338	1,895	4,233	8,364	2,106
Grand Total .. ..	8,83,510	2,08,196	10,91,706	11,40,592	6,27,446
V.—Less—Receipts on Capital Account .. ..	..	..	..	..	..
Net Outlay .. ..	8,83,510	2,08,196	10,91,706	11,40,592	6,27,446
<i>Apportionment.</i>					
Chargeable to—					
55—Construction of Irrigation Works—Provincial ..	2,93,375	2,08,196	5,01,571	5,50,457	37,311
15—Other Revenue expenditure, etc.	5,90,135	..	5,90,135	5,90,135	5,90,135
Total .. ..	8,83,510	2,08,196	10,91,706	11,40,592	6,27,446

## PINYARI CANAL.

## CANAL PROJECT.

No. 3.—Revenue Account for, and to end of, 1924-25.

Receipts.	TOTAL.			Charges.	TOTAL.		
	Previous.	1924-25.	Total.		Previous.	1924-25.	Total.
	Rs.	Rs.	Rs.		Rs.	Rs.	Rs.
<b>I. DIRECT RECEIPTS.</b>				<b>I. EXTENSIONS AND IMPROVEMENTS.</b>			
1. Water rates from Irrigation ..	960	145	1,105	2. Main Canals and Branches ..	34,184	31,087	65,271
5. Plantations ..	679	267	946				
6. Other canal produce ..	610	368	978				
8. Navigation ..	42	3	45				
9. Rents of buildings ..	18	15	33				
10. Fines ..	190	779	969				
11. Miscellaneous receipts ..	7,754	2,755	10,509	Total ..	34,184	31,087	65,271
Total ..	10,253	4,332	14,585	<b>II. MAINTENANCE AND REPAIRS.</b>			
				2. Main Canals and Branches ..	2,19,527	1,16,609	3,36,136
<b>II.—INDIRECT RECEIPTS.</b>				Total ..	2,19,527	1,16,609	3,36,136
Irrigation share of Land Revenue collected in the Civil Department.	5,19,035	2,22,657	7,41,692	<b>III.—COMPENSATION.</b>	..	..	..
4 per cent. on 9/10ths of the proceeds from sales of occupancy rights per Govt. of India, Nos. 53 and 58-A-1., dated respectively 20th June and 1st August 1889, communicated in Government Resolution No. 1209, dated 10th July, and No. 1913, dated 7th November 1889.	10,285	5,472	15,757	<b>IV.—ESTABLISHMENT.</b>			
Total ..	5,29,320	2,28,129	7,57,449	1 and 2. Direction and Accounts ..	52,072	28,631	80,703
				3. Executive ..			
Total ..	5,29,320	2,28,129	7,57,449	Total ..	52,072	28,631	80,703
Total Receipts ..	5,39,573	2,32,461	7,72,034	<b>V.—TOOLS AND PLANT</b>	2,906	1,620	4,526
Carried over ..	5,39,573	2,32,461	7,72,034	Carried over ..	3,08,689	1,77,947	4,86,636

ADMINISTRATIVE ACCOUNTS FOR THE YEAR 1924-1925.

87

PINYARI CANAL.

CANAL PROJECT.

No. 3.—Revenue Account for, and to end of, 1924-25—contd.

Previous.	TOTAL.			Charges.	TOTAL.		
	Previous.	1924-25.	TOTAL		Previous.	1924-25.	Total.
	Rs.	Rs.	Rs.		Rs.	Rs.	Rs.
Brought forward ..	5,39,573	2,32,461	7,72,034	Brought forward..	3,08,689	1,77,947	4,86,636
<p><i>Note.</i>—Loss to the canal on account of difference between assessment of water-rates on jaghir lands and assessment at the ordinary rates in force for Government lands noted here per Government of India Letter No. 233-1, dated 14th June 1883, communicated under Government Resolution No. 400, dated 11th August 1883.</p>				Profit and Loss— VI REFUNDS OF REVENUE.	..	..	..
				Suspense Account.	100	—100	..
				Less—Receipts on Revenue Accounts.	279	..	279
				Total ..	3,08,510	1,77,847	4,86,357
				Share of Collection Charges in the Civil Department.	31,211	13,415	44,626
				Total Direct Charges ..	3,39,721	1,91,262	5,30,983
				Indirect Charges debitable to Revenue Account as per Account No. 5 ..	10,011	7,180	17,191
				Total Charges ..	3,49,732	1,98,442	5,48,174
				Balance Net Revenue ..	1,89,841	34,019	2,23,860
				GRAND TOTAL ..	5,39,573	2,32,461	7,72,043
To end of 1923-24 ..	16,364						
Loss for 1924-25 ..	7,688						
Total ..	24,052						

N.B.—Construction Estimate closed during 1921-22, vide G. R. No. 1606, dated 19th July 1923.

## PUBLIC WORKS DEPARTMENT, IRRIGATION BRANCH.

## PINYARI CANALS.

## CANAL PROJECT.

## No. 4.—Interest Account for, and to end of, 1924-25.

	Amount Rs.		Amount Rs.
Total interest charges to end of 1923-1924 .. ..	52,467	Net Revenue realized to end of 1923-1924 as per No. 3 .. ..	1,89,841
Interest charges for the year 1924-1925 .. ..	45,182	Net Revenue realized during 1924-1925 as per No. 3 .. ..	34,019
On Rs. 4,98,777 outlay to end of the year 1916-17 at the average rate 3.3252 per cent. ..	16,585	Total Net Revenue realized to end of the year as per No. 3 .. ..	2,23,860
On subsequent outlay Rs. 4,88,831 (from 1917-18 to 1923-24 and half of 1924-25) at the flat rate 5.85 per cent. . .	28,597	Balance net interest charges ..	-1,26,211
Total ..	97,649	Total ..	97,649

## No. 5.—Account of Indirect Charges for, and to end of, year 1924-25.

Particulars.	Previous.	1924-25.	Total.	Particulars.	Previous.	1924-25.	Total.
<b>CAPITAL ACCOUNT.</b>				<b>REVENUE ACCOUNT.</b>			
1. Capitalized abatement of Land Revenue ..	..	..	..	1. Capitalized abatement of Land Revenue ..	184	1,695	1,879
2. Leave and Pension Allowances ..	22,888	4,690	27,578	2. Leave and Pension Allowances ..	7,290	4,008	11,298
3. Audit and Accounts Establishment ..	2,393	1,728	4,121	3. Audit and Accounts Establishment ..	2,537	1,477	4,014
Total ..	25,281	6,418	31,699	Total ..	10,011	7,180	17,191

PINYARI CANAL.

CANAL PROJECT.

No. 6.—Statement comparing Capital Cost to end of 1924-25 with sanctioned estimates.

Particulars.	Charges against closed sanctions.			Current sanctions.			Total charges to date against old and current sanctions.
	Expenditure against construction estimate.	Expenditure against open capital sanctions.	Total.	Charges to date.	Amount of sanctioned estimate.	Unspent balance of estimate.	
1	2	3	4	5	6	7	8
	Rs.	Rs.	Rs.	Rs.	Rs.	Rs.	Rs.
<b>DIRECT CHARGES.</b>							
Works .. .. .	4,78,414	30,677	5,09,091	3,81,408	4,17,194	35,786	8,90,499
Establishment .. .. .	1,09,898	6,351	1,16,249	80,725	89,694	8,969	1,96,974
Tools and Plant .. .. .	1,823	283	2,106	2,127	6,258	4,131	4,233
Suspense Accounts .. .. .	..	..	..	..	..	..	..
<b>Total .. .. .</b>	<b>5,90,135</b>	<b>37,311</b>	<b>6,27,446</b>	<b>4,64,260</b>	<b>5,13,146</b>	<b>48,886</b>	<b>10,91,706</b>
Less—Receipts on Capital Account .. .. .	..	..	..	..	..	..	..
<b>Net Total .. .. .</b>	<b>5,90,135</b>	<b>37,311</b>	<b>6,27,446</b>	<b>4,64,260</b>	<b>5,13,146</b>	<b>48,886</b>	<b>10,91,706</b>
<b>INDIRECT CHARGES.</b>							
Capitalized abatement of Land Revenue .. .. .	..	..	..	..	4,981	4,981	..
Leave and Pension Allowances .. .. .	15,387	890	16,277	11,301	12,556	1,255	27,578
Audit and Accounts Establishment .. .. .	..	306	306	3,815	4,173	358	4,121
<b>Total .. .. .</b>	<b>15,387</b>	<b>1,196</b>	<b>16,583</b>	<b>15,116</b>	<b>21,710</b>	<b>6,594</b>	<b>31,699</b>
<b>GRAND TOTAL .. .. .</b>	<b>6,05,522</b>	<b>38,507</b>	<b>6,44,029</b>	<b>4,79,376</b>	<b>5,34,856</b>	<b>55,480</b>	<b>11,23,405</b>

Estimates sanctioned in—

G. R. (P.W.D.) No. 3748, dated 26th February 1923	..	..	Rs. 9,679
Do. No. 3115, dated 8th October 1923	..	..	5,25,177
			<u>5,34,856</u>



## INDUS CANAL RIGHT BANK.

No. 3.—Revenue Account for, and to end of, 1924-25.

Receipts.	TOTAL.			Charges.	TOTAL.		
	Previous.	1924-25.	Total.		Previous.	1924-25.	Total.
	Rs.	Rs.	Rs.		Rs.	Rs.	Rs.
<b>I.—DIRECT RECEIPTS.</b>				<b>I.—EXTENSIONS AND IMPROVEMENTS.</b>			
1. Water-rates from Irrigation ..	1,306	89	1,395				
6. Other canal produce ..	17	41	58	2. Main Canals and Branches ..	7,138	..	7,138
9. Rents of buildings ..	34	..	34	Total ..	7,138	..	7,138
10. Fines ..	90	..	90				
11. Miscellaneous receipts ..	361	483	844	<b>II.—MAINTENANCE AND REPAIRS.</b>			
Total ..	1,808	613	2,421	2. Main Canals and Branches ..	44,231	15,101	59,332
				3. Distributaries.			
				Total ..	44,231	15,101	59,332
<b>II.—INDIRECT RECEIPTS.</b>				<b>III.—COMPENSATION.</b>	..	..	..
Irrigation share of Land Revenue collected in the Civil Department.	1,38,774	54,879	1,93,653				
4 per cent. on 9/10ths of the proceeds from sales of occupancy rights per Govt. of India Nos. 53 and 58-A. I., dated respectively 20th June and 1st August 1889, communicated in Government Resolution No. 1209, dated 10th July, and No. 1913, dated 7th November 1889 ..	4,183	2,325	6,508	<b>IV.—ESTABLISHMENT.</b>			
				1. and 2. Direction and Accounts.	10,657	2,927	13,584
				3. Executive ..			
Total ..	1,42,957	57,204	2,00,161	Total ..	10,657	2,927	13,584
<b>Total Receipts ..</b>	<b>1,44,765</b>	<b>57,817</b>	<b>2,02,582</b>	<b>V.—TOOLS AND PLANT</b> ..	481	165	646
Carried over ..	1,44,765	57,817	2,02,582	Carried over ..	62,507	18,193	80,700

ADMINISTRATIVE ACCOUNTS FOR THE YEAR 1924-25.

91

INDUS CANAL RIGHT BANK.

No. 3.—Revenue Account for, and to end of, 1924-25.

Receipts.	TOTAL.			Charges.	TOTAL.			
	Previous.	1924-25.	Total.		Previous.	1924-25.	Total.	
	Rs.	Rs.	Rs.		Rs.	Rs.	Rs.	
Brought forward..	1,44,765	57,817	2,02,582	Broughtforward..	62,507	18,193	80,700	
<p><i>Note.</i>—Loss to the canal on account of difference between assessment of water-rates on jaghir lands and assessment at the ordinary rates in force for Government lands noted here per Government of India Letter No. 233-I., dated 14th June 1883, communicated under Government Resolution No. 400, dated 11th August 1883.</p> <p>To end of 1923-24. Rs. 2,375 Loss for 1924-25. .. 2,634 Total .. Rs. 5,009</p>				VI.—REFUNDS OF REVENUE.				
				Suspense Account.	...	..	...	
				Total ..	62,507	18,193	80,700	
				Share of Collection Charges in the Civil Department.	8,410	3,298	11,708	
				Total Direct Charges ..	70,917	21,491	92,408	
				Indirect charges debitable to Revenue Account as per Account No. 5 ..	1,970	561	2,531	
				Total Charges ..	72,887	22,052	94,939	
				Balance Net Revenue ..	71,878	35,765	1,07,643	
	GRAND TOTAL ..	1,44,765	57,817	2,02,582	GRAND TOTAL ..	1,44,765	57,817	2,02,582

N.B.—Last Capital Account detailed in the Administrative Accounts for 1923-24.

Construction estimate closed during 1921-22.

Completion Report approved in G. R., P. W D., No. 1606, dated 19th July 1923.

## PUBLIC WORKS DEPARTMENT, IRRIGATION BRANCH.

## INDUS CANAL RIGHT BANK.

No. 4.—Interest Account for, and to end of, 1924-25.

	Amount. Rs.		Amount. Rs.
Total interest charges to end of 1923-24 .. ..	7,801	Net Revenue realized to end of 1923-24 as per No. 3 ..	71,878
Interest charges for the year 1924-25 .. ..	4,017	Net Revenue realized during 1924-25 as per No. 3 .. ..	35,765
	Rs.		
On Rs. 42,312 outlay to end of the year 1916-17, at the average rate 3.3252 per cent. ..	1,407	Total Net Revenue realized to end of the year as per No. 3.	1,07,643
On subsequent outlay Rs. 44,615 from 1917-18 at the flat rate 5.85 per cent. .. ..	2,610	Balance net interest charges ..	— 95,825
Total ..	11,818	Total ..	11,818

No. 5.—Account of Indirect Charges for, and to end of, 1924-25.

Particulars.	Previous.	1924-25.	Total.	Particulars.	Previous.	1924-25.	Total.
	Rs.	Rs.	Rs.	REVENUE ACCOUNT.	Rs.	Rs.	Rs.
CAPITAL ACCOUNT.				1. Capitalized abatement of Land Revenue ..	21	..	21
				2. Leave and Pension Allowances ..	1,436	410	1,846
				3. Audit and Accounts Establishment ..	5 13	151	664
				Total ..	1,970	561	2,531

## INDUS CANALS LEFT BANK.

## CANAL PROJECT.

No. 3.—Revenue Account for, and to end of, 1924-25.

Receipts.	TOTAL			Charges.	TOTAL.		
	Previous.	1924-25.	Total.		Previous.	1924-25.	Total.
	Rs.	Rs.	Rs.		Rs.	Rs.	Rs.
<b>I.—DIRECT RECEIPTS.</b>				<b>I.—EXTENSIONS AND IMPROVEMENTS.</b>			
1. Water-rates from Irrigation ..	2,001	533	2,534	1. Head Works ..	14,248	3,951	18,199
5. Plantations ..	...	30	30	2. Main Canals and Branches ..			
6. Other canal produce ..	34	44	78	3. Distributaries.			
9. Rents of buildings ..	15	30	45	4. Drainage and Protective Works.			
10. Fines ..	1,004	2,079	3,083	<b>Total ..</b>	<b>14,248</b>	<b>3,951</b>	<b>18,199</b>
11. Miscellaneous receipts ..	809	778	1,587				
12. Deduct—refunds	...	380	380				
<b>Total ..</b>	<b>3,863</b>	<b>3,114</b>	<b>6,977</b>	<b>II.—MAINTENANCE AND REPAIRS.</b>			
				1. Head Works ..	78,797	45,817	1,24,614
<b>II.—INDIRECT RECEIPTS.</b>				2. Main Canals and Branches ..			
Irrigation share of Land Revenue collected in the Civil Department.	2,13,518	75,711	2,89,229	3. Distributaries..			
4 per cent. on 9/10ths of the proceeds from sales of occupancy rights per Govt. of India Nos. 53 and 58-A. I., dated respectively 20th June and 1st August 1889 communicated in Government Resolution No. 1209, dated 10th July, and No. 1913, dated 7th November 1889 ..	4,866	2,523	7,389	4. Drainage and Protective Works.			
<b>Total ..</b>	<b>2,18,384</b>	<b>78,234</b>	<b>2,96,618</b>	<b>Total ..</b>	<b>78,797</b>	<b>45,817</b>	<b>1,24,614</b>
				<b>III.—COMPENSATION.</b>			
				<b>IV.—ESTABLISHMENT.</b>			
				1 and 2. Direction and Accounts	19,186	9,647	28,833
				3. Executive ..			
<b>Total ..</b>	<b>2,22,247</b>	<b>81,348</b>	<b>3,03,595</b>	<b>Total ..</b>	<b>19,186</b>	<b>9,647</b>	<b>28,833</b>
				<b>V.—TOOLS AND PLANT ..</b>	964	546	1,510
<b>Total Receipts ..</b>	<b>2,22,247</b>	<b>81,348</b>	<b>3,03,595</b>	<b>Carried over ..</b>	<b>1,13,195</b>	<b>59,961</b>	<b>1,73,156</b>
<b>Carried over ..</b>	<b>2,22,247</b>	<b>81,348</b>	<b>3,03,595</b>				

## PUBLIC WORKS DEPARTMENT, IRRIGATION BRANCH

## INDUS CANALS LEFT BANK.

## CANAL PROJECT.

No. 3.—Revenue Account for, and to end of, 1924-25.

Receipts.	TOTAL.			Charges.	TOTAL.		
	Previous	1924-25.	Total.		Previous.	1924-25.	Total.
	Rs.	Rs.	Rs.		Rs.	Rs.	Rs.
Brought forward..	2,22,247	81,348	3,03,595	Brought forward..	1,13,195	59,961	1,73,156
<i>Note.</i> —Loss to the canal on account of difference between assessment of water-rates on jaghir lands and assessment at the ordinary rates in force for Government lands noted here per Government of India Letter No. 233-L., dated 14th June 1883, communicated under Government Resolution No. 400, dated 11th August 1883.				Profit and Loss—			
				VI.—REFUNDS OF REVENUE.			
				Suspense Account.	...	..	...
				Less Receipts on Revenue Account.	39	..	39
				Total ..	1,13,156	59,961	1,73,117
				Share of collection charges in the Civil Department.	12,992	4,699	17,691
				Total Direct Charges ..	1,26,148	64,660	1,90,808
				Indirect charges debitable to Revenue Account as per Account No. 5 ..	3,617	1,849	5,466
				Total Charges ..	1,29,765	66,509	1,96,274
				Balance Net Revenue ..	92,482	14,839	1,07,321
To end of 1923-24. Rs. 1,539							
Loss for 1924-25. 655							
Total .. 2,194							
GRAND TOTAL ..	2,22,247	81,348	3,03,595	GRAND TOTAL ..	2,22,247	81,348	3,03,595

*N.B.*—Last Capital Account detailed in the Administrative Accounts for 1923-1924. Construction estimate closed during 1921-1922. Completion Report approved in G. R. (P. W. D.) No. 1606, dated 20th July 1923.

INDUS CANALS LEFT BANK.

No. 4.—Interest Account for, and to end of, 1924-25.

	Amount. Rs.		Amount. Rs.
Total interest charges to end of 1923-24 .. .. .	18,821	Net Revenue realized to end of 1923-24 as per No. 3 .. .. .	92,482
Interest charges for the year 1924-25 .. .. .	9,528	Net Revenue realized during 1924-25 as per No. 3 .. .. .	14,839
On Rs. 2,08,774 outlay to end of the year 1916-17 at the average rate 3.3252 per cent. ..Rs. 6,942		Total Net Revenue realized to end of the year as per No. 3 .. .. .	1,07,321
On subsequent outlay Rs. 44,204 (from 1917-18 to 1921-22) at the average rate 5.85 per cent. ..Rs. 2,586		Balance net interest charges .. .. .	—78,972
Total .. .. .	28,349	Total .. .. .	28,349

No. 5.—Account of Indirect Charges for, and to end of, year 1924-25.

Particulars.	Previous.	1924-25.	Total.	Particulars.	Previous.	1924-25.	Total.
	Rs.	Rs.	Rs.		Rs.	Rs.	Rs.
CAPITAL ACCOUNT.				REVENUE ACCOUNT.			
				1. Capitalized abatement of Land Revenue .. .. .	..	..	..
				2. Leave and Pension Allowances .. .. .	2,686	1,351	4,037
				3. Audit and Accounts Establishment .. .. .	931	498	1,429
			Total .. .. .	3,617	1,849	5,466	

## SIND CANALS AND BRANCHES.

## CANAL PROJECT.

No. 2.—Detailed Account of Capital Expenditure for, and to end of, 1924-25.

Heads of Account.	Direct Charges.			Cost of Construction as now estimated. (Construction estimate closed during 1921-22.)	Expenditure against closed estimates.
	Previous.	1924-25.	Total.		
1	2	3	4	5	6
<b>I.—WORKS.</b>	Rs.	Rs.	Rs.	Rs.	Rs.
(2) MAIN CANALS AND BRANCHES.					
D. Regulators .. ..	3,806	..	3,806	3,806	3,806
K. Buildings .. ..	..	1,068	1,068	1,124	..
Total Main Canals and Branches ..	3,806	1,068	4,874	4,930	3,806
Unclassified outlay .. ..	7,44,183	..	7,44,183	7,44,183	7,44,183
Total I—Works ..	7,47,989	1,068	7,49,057	7,49,113	7,47,989
<b>II.—ESTABLISHMENT.</b>					
1 and 2. Direction and Accounts ..	73,815	208	74,023	74,057	73,815
3. Executive .. ..					
4. Medical .. ..					
5. Special Survey .. ..					
Total Establishment ..	73,815	208	74,023	74,057	73,815
<b>III.—TOOLS AND PLANT</b> ..	1,049	12	1,061	1,066	1,049
<b>IV.—Suspense Accounts</b> ..	..	..	..	..	..
Grand Total ..	8,22,853	1,288	8,24,141	8,24,236	8,22,853
<b>V.—Less—Receipts on Capital Account</b> ..	..	..	..	..	..
Net Outlay ..	8,22,853	1,288	8,24,141	8,24,236	8,22,853

SIND CANALS AND BRANCHES.

CANAL PROJECT.

No. 2.—Capital Account for, and to end of, 1924-25.

H-ads of Account.	Direct Charges.			Cost of Construction as now estimated. (Construction estimate closed during 1921-22.)	Expenditure against closed estimates.
	Previous.	1924-25.	Total.		
1	2	3	4	5	6
	Rs.	Rs.	Rs.	Rs.	Rs.
<i>Apportionment.</i>					
Chargeable to 55, Construction of Irrigation Works—Provincial.	4,671	1,288	5,959	6,054	4,671
Chargeable to 15, Other Revenue Expenditure.	8,18,182	..	8,18,182	8,18,182	8,18,182
Total ..	8,22,853	1,288	8,24,141	8,24,236	8,22,853



## SIND CANALS AND BRANCHES.

No. 3.—Revenue Account for, and to end of, 1924-25.

Receipts.	TOTAL.			Charges.	TOTAL.		
	Previous.	1924-25.	Total.		Previous.	1924-25.	Total.
	Rs.	Rs.	Rs.		Rs.	Rs.	Rs.
<b>I.—DIRECT RECEIPTS.</b>				<b>I.—EXTENSIONS AND IMPROVEMENTS.</b>			
1. Water-rates from Irrigation..	6,221	2,374	8,595	1. Head Works..	6,277	967	7,244
5. Plantations ..	25	9	34	2. Main Canals and Branches ..			
6. Other canal produce ..	1,033	1,531	2,564	3. Distributaries.			
9. Rents of buildings ..	21	5	26	4. Drainage and Protective Works.			
10. Fines ..	890	1,216	2,106	Total ..	6,277	967	7,244
11. Miscellaneous receipts ..	2,141	1,198	3,339	<b>II.—MAINTENANCE AND REPAIRS.</b>			
Total ..	10,331	6,333	16,664	1. Head Works..	....	..	..
<b>II.—INDIRECT RECEIPTS.</b>				2. Main Canals and Branches ..	1,19,765	69,971	1,89,736
Irrigation share of Land Revenue collected in the Civil Department.	5,50,931	2,94,712	8,45,643	3. Distributaries.			
4 per cent. on 9/10ths of the proceeds from sales of occupancy rights per Govt. of India Nos. 53 and 53-A. I., dated respectively 20th June and 1st August 1889, communicated in Government Resolutions No. 1209, dated 10th July, and No. 1913, dated 7th November 1889 ..	17,652	9,136	26,788	4. Drainage and Protective Works.			
Total ..	5,68,583	3,03,848	8,72,431	Total ..	1,19,765	69,971	1,89,736
<b>Total Receipts ..</b>	<b>5,78,914</b>	<b>3,10,181</b>	<b>8,89,095</b>	<b>III.—COMPENSATION ..</b>	....	..	..
<b>Carried over ..</b>	<b>5,78,914</b>	<b>3,10,181</b>	<b>8,89,095</b>	<b>IV.—ESTABLISHMENT.</b>			
				1 and 2. Direction and Accounts.	25,482	13,752	39,234
				3. Executive ..			
				Total ..	25,482	13,752	39,234
				<b>V.—TOOLS AND PLANT ..</b>	1,475	778	2,253
				<b>Carried over ..</b>	<b>1,52,999</b>	<b>85,468</b>	<b>2,38,467</b>

SIND CANALS AND BRANCHES.

No. 3.—Revenue Account for, and to end of, 1924-25.

Receipts.	TOTAL.			Charges.	TOTAL.		
	Previous.	1924-25.	Total.		Previous.	1924-25.	Total.
	Rs.	Rs.	Rs.		Rs.	Rs.	Rs.
brought forward ..	5,78,914	3,10,181	8,89,095	Brought forward..	1,52,999	85,468	2,38,467
<p><i>Note.</i>—Loss to the canal on account of difference between assessment of water-rates on jaghir lands and assessment at the ordinary rates in force for Government lands noted here per Government of India Letter No. 233-1., dated 14th June 1883, communicated under Government Resolution No. 400, dated 11th August 1883.</p>				VI.—REFUNDS OF REVENUE.	..	..	..
				Suspense Account.	..	..	..
				Total ..	1,52,999	85,468	2,38,467
				Share of Collection Charges in the Civil Department.	33,481	17,893	51,374
				Total Direct Charges ..	1,86,480	1,03,361	2,89,841
				Indirect Charges debitable to Revenue Account as per No. 5 ..	4,828	2,634	7,462
				Total Charges ..	1,91,308	1,05,995	2,97,303
				Balance Revenue Net ..	3,87,606	2,04,186	5,91,792
				GRAND TOTAL ..	5,78,914	3,10,181	8,89,095
	<p>To end of 1923-24. 12,254</p> <p>Loss for 1924-25. 8,487</p> <p>Total .. 20,741</p>						

Construction Estimate closed during 1921-22.

Completion Report approved in G. R. No. 1606, dated 20th July 1923.

## SIND CANALS AND BRANCHES.

## CANAL PROJECT.

No. 4.—Interest Account for, and to end of, 1924-25.

	Amount Rs.		Amount Rs.
Total interest charges to end of 1923-1924 .. .. .	59,111	Net Revenue realized to end of 1923-1924 as per No. 3 ..	3,87,606
Interest charges for the year 1924-1925 .. .. .	30,068	Net Revenue realized during 1924-1925 as per No. 3 .. .. .	2,04,186
On Rs. 7,17,153 outlay to end of the year 1916-17 at the average rate 3.3252 per cent. ..	23,847	Total Net Revenue realized to end of the year as per No. 3 .. .. .	5,91,792
On subsequent outlay Rs. 1,06,344 (from 1917-18 to 1923-24 and half of 1924-25) at the flat rate 5.85 per cent. ..	6,221	Balance net interest charges ..	-5,02,613
<b>Total ..</b>	<b>89,179</b>	<b>Total ..</b>	<b>89,179</b>

No. 5.—Account of Indirect Charges for, and to end of, 1924-25.

Particulars.	1924-25.		Total.	Particulars.	1924-25.		Total.
	Previous.				Previous.		
<b>CAPITAL ACCOUNT.</b>	Rs.	Rs.	Rs.	<b>REVENUE ACCOUNT.</b>	Rs.	Rs.	Rs.
1. Capitalized abatement of Land Revenue ..	..	..	..	1. Capitalized abatement of Land Revenue ..	..	..	..
2. Leave and Pension Allowances ..	10,337	29	10,366	2. Leave and Pension Allowances ..	3,568	1,925	5,493
3. Audit and Accounts Establishment ..	38	11	49	3. Audit and Accounts Establishment ..	1,260	709	1,969
<b>Total ..</b>	<b>10,375</b>	<b>40</b>	<b>10,415</b>	<b>Total ..</b>	<b>4,828</b>	<b>2,634</b>	<b>7,462</b>

SIND CANALS AND BRANCHES.

No. 6.—Statement comparing Capital Cost to end of 1924-25 with sanctioned Estimates.

Particulars.	Charges against closed sanctions.			Current sanctions.			Total charges to date against old and current sanctions.
	Expenditure against construction Estimate.	Expenditure against open Capital sanctions.	Total.	Charges to date.	Amount of sanctioned Estimate.	Unspent balance of Estimate.	
1	2	3	4	5	6	7	8
	Rs.	Rs.	Rs.	Rs.	Rs.	Rs.	Rs.
<b>DIRECT CHARGES.</b>							
Works ..	7,44,183	3,806	7,47,989	1,068	1,124	56	7,49,057
Establishment ..	72,955	860	73,815	208	242	34	74,023
Tools and Plant ..	1,044	5	1,049	12	17	5	1,061
Suspense Accounts ..	...	...	...	...	...	...	...
Total ..	8,18,182	4,671	8,22,853	1,288	1,383	95	8,24,141
Less—Receipts on Capital Account ..	...	...	...	...	...	...	...
Net Total ..	8,18,182	4,671	8,22,853	1,288	1,383	95	8,24,141
<b>INDIRECT CHARGES.</b>							
Capitalized abatement of Land Revenue ..	...	...	...	...	...	...	...
Leave and Pension Allowances ..	10,217	120	10,337	29	34	5	10,366
Audit and Accounts Establishment ..	...	38	38	11	11	...	49
Total ..	10,217	158	10,375	40	45	5	10,415
<b>GRAND TOTAL ..</b>	<b>8,28,399</b>	<b>4,829</b>	<b>8,33,228</b>	<b>1,328</b>	<b>1,428</b>	<b>100</b>	<b>8,34,556</b>

Work approved in G.M. (P.W.D.) No. 6064 I, dated 10th July 1924.

## RAJIB, CHITI AND GARANG CANALS.

## CANAL PROJECT.

No. 2.—Capital Account for, and to end of, 1924-25.

Heads of Account.	Direct Charges.			Cost of Construction as now estimated (Construction estimate closed during 1921-22).	Expenditure against closed estimates.
	Previous.	1924-25.	Total.		
1	2	3	4	5	6
<b>I.—WORKS.</b>	Rs.	Rs.	Rs.	Rs.	Rs.
(2) MAIL CANALS AND BRANCHES.					
K. Buildings .. ..	4,775	..	4,775	4,775	4,775
L. Earth-work .. ..	5,701	4,249	9,950	12,937	..
Total Main Canals and Branches ..	10,476	4,249	14,725	17,712	4,775
Unclassified outlay ..	2,33,447	..	2,33,447	2,33,447	2,33,447
Total I.—Works ..	2,43,923	4,249	2,48,172	2,51,159	2,38,222
<b>II.—ESTABLISHMENT.</b>					
1 and 2. Direction and Accounts ..	28,395	823	29,218	29,888	27,107
3. Executive .. ..					
4. Medical .. ..					
5. Special Survey .. ..					
Total Establishment ..	28,395	823	29,218	29,888	27,107
<b>III.—TOOLS AND PLANT ..</b>	-64	47	-17	123	-71
Grand Total ..	2,72,254	5,119	2,77,373	2,81,170	2,65,258
V.—Less—Receipts on Capital Account ..	..	..	..	..	..
Net Outlay ..	2,72,254	5,119	2,77,373	2,81,170	2,65,258

RAJIB, CHITI AND GARANG CANALS.

CANAL PROJECT.

No. 2.—Capital Account for, and to end of, 1924-25.

Heads of Account.	Direct Charges.			Cost of Construction as now estimated (Construction estimate, closed during 1921-22).	Expenditure against closed estimates.
	Previous.	1924-25.	Total.		
1 .	2	3	4	5	6
<i>Apportionment.</i>	Rs.	Rs.	Rs.	Rs.	Rs.
Chargeable to 55—Construction of Irrigation Works—Provincial.	12,738	5,119	17,852	2,81,170	5,742
Chargeable to 15—Other Revenue Expenditure.	2,59,516		2,59,516		2,59,516
Total ..	2,72,254	5,119	2,77,373	2,81,170	2,65,258

## RAJIB, CHITI AND GARANG CANALS.

No. 3.—Revenue Account for, and to end of, 1924-25.

Receipts.	TOTAL.			Charges.	TOTAL.		
	Previous.	1924-25.	Total.		Previous.	1924-25.	Total.
	Rs.	Rs.	Rs.		Rs.	Rs.	Rs.
<b>I.—DIRECT RECEIPTS.</b>				<b>I.—EXTENSIONS AND IMPROVEMENTS.</b>			
1. Water-rates from Irrigation ..	1,432	861	2,293				
5. Plantations ..							
6. Other canal produce ..	326	40	366	<b>II.—MAINTENANCE AND REPAIRS.</b>			
10. Fines ..	232	53	285	<b>I. Head Works ..</b>			
11. Miscellaneous receipts ..	224	110	334	<b>2. Main Canals and Branches ..</b>			
12. Deduct—refunds ..	..	..	..	<b>3. Distributaries ..</b>			
<b>Total ..</b>	<b>2,214</b>	<b>1,064</b>	<b>3,278</b>	<b>4. Drainage and Protective Works.</b>			
				<b>Total ..</b>	<b>27,863</b>	<b>14,911</b>	<b>42,774</b>
<b>II.—INDIRECT RECEIPTS.</b>							
Irrigation share of Land Revenue collected in the Civil Department.	1,89,491	93,147	2,82,638				
4 per cent. on 9/10ths of the proceeds from sales of occupancy rights per Govt. of India Nos. 53 & 58-A.I., dated respectively 20th June and 1st August 1889, communicated in Government Resolutions No. 1209, dated 10th July, and No. 1913, dated 7th November 1889 ..	4,026	2,018	6,044	<b>IV.—ESTABLISHMENT.</b>			
				<b>1. and 2. Direction and Accounts</b>			
				<b>3. Executive ..</b>			
<b>Total ..</b>	<b>1,93,517</b>	<b>95,165</b>	<b>2,88,682</b>	<b>Total ..</b>	<b>5,533</b>	<b>2,890</b>	<b>8,423</b>
<b>Total, Receipts ..</b>	<b>1,95,731</b>	<b>96,229</b>	<b>2,91,960</b>	<b>V.—TOOLS AND PLANT</b>			
<b>Carried over ..</b>	<b>1,95,731</b>	<b>96,229</b>	<b>2,91,960</b>	<b>Carried over ..</b>	<b>370</b>	<b>163</b>	<b>533</b>
					<b>33,766</b>	<b>17,964</b>	<b>51,730</b>

ADMINISTRATIVE ACCOUNTS FOR THE YEAR 1924-25.

105

RAJIB, CHITI AND GARANG CANALS.

No. 3.—Revenue Account for, and to end of, 1924-25.

Receipts.	TOTAL.			Charges.	TOTAL.		
	Previous.	1924-25.	Total.		Previous.	1924-25.	Total.
	Rs.	Rs.	Rs.		Rs.	Rs.	Rs.
Brought forward ..	1,95,731	96,229	2,91,960	Brought forward..	33,766	17,964	51,730
<p><i>Note.</i>—Loss to the canal on account of difference between assessment of water-rates on jaghir lands and assessment at the ordinary rates in force for Government lands noted here per Government of India Letter No. 233-1., dated 14th June 1883, communicated under Government Resolution No. 400, dated 11th August 1883.</p>				VI.—REFUNDS OF REVENUE.			
				Suspense Account	..	..	..
				Total ..	33,766	17,964	51,730
				Share of Collection Charges in the Civil Department.	11,463	5,627	17,090
				Total direct charges ..	45,229	23,591	68,820
				Indirect charges debitable to Revenue Account as per Account No.5.	1,054	554	1,608
				Total Charges ..	46,283	24,145	70,428
				Balance Net Revenue ..	1,49,448	72,084	2,21,532
				GRAND TOTAL ..	1,95,731	96,229	2,91,960
	To end of 1923-24 ..	Rs. 2,862					
Loss for 1924-25 ..	1,495						
Total ..	4,357						

N.B.—Construction Estimate closed during 1921-22.  
Completion Report approved in G. R. No. 1606, dated 20th July 1923.



## RAJIB, CHITI AND GARANG CANALS.

## CANAL PROJECT.

No. 4.—Interest Account for, and to end of, 1924-25.

	Amount. Rs.		Amount. Rs.
Total interest charges to end of 1923-24 .. .. .	18,338	Net Revenue realized to end of 1923-24 as per No. 3 .. .. .	1,49,44
Interest charges for the year 1924-25 .. .. .	9,745	Net Revenue realized during 1924-25 as per No. 3 .. .. .	72,084
On Rs. 2,50,772 outlay to end of the year 1916-17 at the average rate 3.3252 per cent. .. .. .	8,339	Total Net Revenue realized to end of the year as per No. 3 .. .. .	2,21,532
On subsequent outlay Rs. 24,041 (from 1917-18 to 1923-24 and half of 1924-25) at the flat rate 5.85 per cent. .. .. .	1,406	Balance net interest charges .. .. .	-1,93,449
Total .. .. .	28,083	Total .. .. .	28,083

No. 5.—Account of Indirect Charges for, and to end of, year 1924-25.

Particulars.	Previous.	1924-25.	Total.	Particulars.	Previous.	1924-25.	Total.
	Rs.	Rs.	Rs.		Rs.	Rs.	Rs.
<b>CAPITAL ACCOUNT.</b>				<b>REVENUE ACCOUNT.</b>			
1. Capitalized abatement of Land Revenue .. .. .	..	..	..	1. Capitalized abatement of Land Revenue .. .. .	..	..	..
2. Leave and Pension Allowances .. .. .	3,972	115	4,087	2. Leave and Pension Allowances .. .. .	775	405	1,180
3. Audit and Accounts Establishment .. .. .	105	42	147	3. Audit and Accounts Establishment .. .. .	279	149	428
Total .. .. .	4,077	157	4,234	Total .. .. .	1,054	554	1,608

RAJIB, CHITI AND GARANG CANALS.

No. 6.—Statement comparing Capital Cost to end of 1924-25 with sanctioned Estimates.

Particulars.	Charges against closed sanctions.			Current sanctions.			Total charges to date against old and current sanctions.
	Expenditure against construction estimate.	Expenditure against open Capital sanctions.	Total.	Charges to date.	Amount of sanctioned Estimate.	Unspent balance of Estimate.	
1	2	3	4	5	6	7	8
	Rs.	Rs.	Rs.	Rs.	Rs.	Rs.	Rs.
<b>DIRECT CHARGES.</b>							
Works ..	2,33,447	4,775	2,38,222	9,950	12,937	2,987	2,48,172
Establishment ..	26,239	868	27,107	2,111	2,781	670	29,218
Tools and Plant ..	—170	99	—71	54	194	140	—17
Suspense Accounts ..	...	...	...	...	...	...	...
Total ..	2,59,516	5,742	2,65,258	12,115	15,912	3,797	2,77,373
Less—Receipts on Capital Account ..	...	...	...	...	...	...	...
Net Total ..	2,59,516	5,742	2,65,258	12,115	15,912	3,797	2,77,373
<b>INDIRECT CHARGES.</b>							
Capitalized abatement of Land Revenue ..	...	...	...	...	636	636	...
Leave and Pension Allowances ..	3,670	122	3,792	295	389	94	4,087
Audit and Accounts ..	...	48	48	99	129	30	147
Total ..	3,670	170	3,840	394	1,154	760	4,234
<b>GRAND TOTAL ..</b>	<b>2,63,186</b>	<b>5,912</b>	<b>2,69,098</b>	<b>12,509</b>	<b>17,066</b>	<b>4,557</b>	<b>2,81,607</b>

Revised Estimate sanctioned in G. R. (P.W.D.) No. 3786 dated 30th March 1925.

## CANALS IN ROHRI.

## CANAL PROJECT.

No. 2—Capital Account for, and to end of, 1924-25.

Heads of Account.	Direct Charges.			Cost of Construction as now estimated (Construction estimate closed during 1921-22).	Expenditure against closed estimates.
	Previous.	1924-25.	Total.		
1	2	3	4	5	6
I.—WORKS.	Rs.	Rs.	Rs.	Rs.	Rs.
(2) MAIN CANALS AND BRANCHES.					
K. Buildings .. ..	12,707	2,036	14,743	14,607	11,707
H. Earth-work .. ..	...	7,837	7,837	7,837	7,837
Total Main Canals and Branches ..	12,707	9,873	22,580	22,444	19,544
Unclassified outlay ..	1,47,284	..	1,47,284	1,47,284	1,47,284
Total I.—Works ..	1,59,991	9,873	1,69,864	1,69,728	1,66,828
II.—ESTABLISHMENT.					
1. and 2. Direction and Accounts ..	21,545	1,914	23,459	23,481	22,857
3. Executive .. ..					
Total, Establishment ..	21,545	1,914	23,459	23,481	22,857
III.—TOOLS AND PLANT.	240	108	348	369	325
IV.—Suspense Accounts .. ..	..	..	..	..	..
Grand Total ..	1,81,776	11,895	1,93,671	1,93,578	1,90,010
V.—Less—Receipts on Capital Account	..	..	..	..	..
Net Outlay ..	1,81,776	11,895	1,93,671	1,93,578	1,90,010

CANALS IN ROHRI.

CANAL PROJECT.

No. 2.—Capital Account for, and to end of, 1924-25.

Heads of Account.  1	Direct Charges.			Cost of Construction as now estimated (Construction estimate closed during 1921-22).  5	Expenditure against closed estimates.  6
	Previous.  2	1924-25.  3	Total.  4		
	Rs.	Rs.	Rs.	Rs.	Rs.
<i>Apportionment.</i>					
Chargeable to 55—Construction of Irrigation Works—Provincial.	15,393	11,895	27,288	27,195	23,627
Chargeable to 15—Other Revenue Expenditure.	1,66,383	..	1,66,383	1,66,383	1,66,383
Total ..	1,81,776	11,895	1,93,671	1,93,578	1,90,010

## CANALS IN ROHRI.

No. 3.—Revenue Account for, and to end of, 1924-25.

Receipts.	TOTAL.			Charges.	TOTAL.		
	Previous.	1924-25	Total.		Previous.	1924-25.	Total.
	Rs.	Rs.	Rs.		Rs.	Rs.	Rs.
<b>I.—DIRECT RECEIPTS.</b>				<b>I.—EXTENSIONS AND IMPROVEMENTS.</b>			
1. Water-rates from Irrigation ..	2,896	1,478	4,374	1. Head Works..			
3. Sales of Water..	..	300	300	2. Main Canals and Branches ..			
5. Plantations ..	24	14	38	3. Distributaries..	762	236	998
6. Other Canal produce ..	2,427	318	2,745	4. Drainage and Protective Works..			
9. Rents of buildings ..	4	7	11	Total ..	762	236	998
10. Fines ..	1,805	525	2,330				
11. Miscellaneous receipts ..	1,417	1,323	2,740	<b>II.—MAINTENANCE AND REPAIRS.</b>			
12. Deduct refunds..	6	..	6	1. Head Works ..	..	..	..
Total ..	8,567	3,965	12,532	2. Main Canals and Branches ..			
				3. Distributaries..	2,00,979	1,03,891	3,04,870
<b>II.—INDIRECT RECEIPTS.</b>				4. Drainage and Protective Works..			
Irrigation share of Land Revenue collected in the Civil Department.	3,10,943	1,49,576	4,59,619	Total ..	2,00,979	1,03,891	3,04,870
4 per cent. on 9/10ths of the proceeds from sales of occupancy rights per Government of India Nos. 53 and 58-A.I., dated respectively 20th June and 1st August 1889, communicated in Government Resolutions No. 1209, dated 10th July, and No. 1913, dated 7th November 1889 ..	5,39	4,697	13,986				
Total ..	3,19,332	1,54,273	4,73,605	<b>IV.—ESTABLISHMENT.</b>			
				1. and 2. Direction and Accounts..	42,024	20,193	62,217
Total, Receipts ..	3,27,899	1,58,238	4,86,137	3. Executive ..			
				Total ..	42,024	20,193	62,217
Carried over ..	3,27,899	1,58,238	4,86,137	<b>V.—TOOLS AND PLANT ..</b>	6,483	1,160	7,643
				Carried over ..	2,50,248	1,25,480	3,75,728

ADMINISTRATIVE ACCOUNTS FOR THE YEAR 1924-25. 111

CANALS IN ROHRI.

No. 3.—Revenue Account for, and to end of, 1924-25.

Receipts.	TOTAL.			Charges.	TOTAL.		
	Previous.	1924-25.	Total.		Previous.	1924-25.	Total.
	Rs.	Rs.	Rs.		Rs.	Rs.	Rs.
Brought over..	3,27,899	1,58,238	4,86,137	Brought over ..	2,50,248	1,25,480	3,75,728
<p><i>Note.</i>—Loss to the canal on account of difference between assessment of water-rates on jaghir lands and assessment at the ordinary rates in force for Government lands noted here per Government of India, letter No. 233-L., dated 14th June 1883, communicated under Government Resolution No. 400, dated 11th August 1883.</p>				VI.—REFUNDS OF REVENUE.			
				Less—Receipts on Revenue Account.	4,666	..	4,666
				Total ..	2,45,582	1,25,480	3,71,062
				Share of Collection charges in the Civil Department.	18,850	9,072	27,922
				Total Direct Charges ..	2,64,432	1,34,552	3,98,984
				Indirect charges debitable to Revenue Account as per Account No. 5 ..	7,901	3,868	11,769
				Total Charges ..	2,72,333	1,38,420	4,10,753
				Balance Net Revenue ..	55,566	19,818	75,384
				GRAND TOTAL ..	3,27,899	1,58,238	4,86,137
	To end of 1923-24 ..	Rs. 50,858					
Loss for 1924-25 ..	26,628						
Total ..	77,486						

Construction Estimate closed during 1921-22.  
Completion Report approved in G.R. No. 1606, dated 19th July 1923.

## CANALS IN ROHRI.

No. 4.—Interest Account for, and to end of, 1924-25.

	Amount. Rs.		Amount. Rs.
Total interest charges to end of 1923-24 .. .. .	14,479	Net Revenue realized to end of 1923-24 as per No. 3.. .. .	55,566
Interest charges for the year 1924-25 .. .. .	8,024	Net Revenue realized during 1924-25 as per No. 3 .. .. .	19,818
On Rs. 1,17,144 outlay to end of the year 1916-17 at the average rate 3.3252 per cent. .. .. .	Rs. 3,895	Total Net Revenue realized to end of the year as per No. 3 .. .. .	75,384
On subsequent outlay Rs. 70,580 (from 1917-18 to 1923-24 and half of 1924-25) at the flat rate 5.85 per cent. .. .. .	4,129	Balance net interest charges .. .. .	—52,881
Total .. .. .	22,503	Total .. .. .	22,503

No. 5.—Account of Indirect Charges for, and to end of, year 1924-25.

Particulars.	Previous.	1924-25.	Total.	Particulars.	Previous.	1924-25.	Total.
	Rs.	Rs.	Rs.		Rs.	Rs.	Rs.
<b>CAPITAL ACCOUNT.</b>				<b>REVENUE ACCOUNT.</b>			
1. Capitalized abatement of Land Revenue .. .. .	..	..	..	1. Capitalized abatement of Land Revenue .. .. .	..	..	..
2. Leave and Pension Allowances .. .. .	3,015	268	3,283	2. Leave and Pension Allowances .. .. .	5,884	2,827	8,711
3. Audit and Accounts Establishment .. .. .	127	99	226	3. Audit and Accounts Establishment .. .. .	2,017	1,041	3,058
Total .. .. .	3,142	367	3,509	Total .. .. .	7,901	3,868	11,769

## CANALS IN ROHRI.

No. 6.—Statement comparing Capital Cost to end of 1924-25 with sanctioned estimates.

Particulars.	Charges against closed sanctions.			Current sanctions.			Total charges to date against old and current sanctions.
	Expenditure against construction estimate.	Expenditure against open capital sanctions.	Total.	Charges to date.	Amount of sanctioned estimate.	Unspent balance of estimate.	
1	2	3	4	5	6	7	8
	Rs.	Rs.	Rs.	Rs.	Rs.	Rs.	Rs.
<b>DIRECT CHARGES.</b>							
Works ..	1,47,284	19,544	1,66,828	3,036	2,900	—136	1,69,864
Establishment ..	19,175	3,682	22,857	602	624	22	23,459
Tools and Plant ..	—76	401	325	23	44	21	348
Total ..	1,66,383	23,627	1,90,010	3,661	3,568	—93	1,93,671
Less—Receipts on Capital Account ..	...	...	...	...	...	...	...
Net Total ..	1,66,383	23,627	1,90,010	3,661	3,568	—93	1,93,671
<b>INDIRECT CHARGES.</b>							
Capitalized abatement of Land Revenue ..	...	...	...	...	...	...	..
Leave and Pension Allowances ..	2,684	515	3,199	84	87	3	3,283
Audit and Accounts ..	...	195	195	31	29	—2	226
Total ..	2,684	710	3,394	115	116	1	3,509
GRAND TOTAL ..	1,69,067	24,337	1,93,404	3,776	3,684	—92	1,97,180

Estimate approved in G. M. (P.W.D.) No. 5576, dated 10th April 1924.



## WESTERN NARA AND PRITCHARD CANAL.

No. 3.—Revenue Account for, and to end of, 1924-25.

Receipts.	TOTAL.			Charges.	TOTAL.		
	Previous.	1924-25.	Total.		Previous.	1924-25.	Total.
	Rs.	Rs.	Rs.		Rs.	Rs.	Rs.
<b>I.—DIRECT RECEIPTS.</b>				<b>I.—EXTENSIONS AND IMPROVEMENTS.</b>			
1. Water rates from Irrigation ..	6,209	4,451	10,660				
3. Sales of water ..	294	...	294				
5. Plantations ..	1,140	933	2,073	2. Main Canals and Branches ..	843	2,668	3,511
6. Other canal produce ..	793	2,063	2,856				
9. Rents of buildings ..	10	7	17	Total ..	843	2,668	3,511
10. Fines ..	1,019	...	1,019				
11. Miscellaneous receipts ..	5,322	5,731	11,053	<b>II.—MAINTENANCE AND REPAIRS.</b>			
12. Deduct—Re-funds ..	1,101	...	1,101	2. Main Canals and Branches ..	2,84,392	2,95,474	5,79,866
Total ..	13,686	13,185	26,871	Total ..	2,84,392	2,95,474	5,79,866
<b>II.—INDIRECT RECEIPTS.</b>							
Irrigation share of Land Revenue collected in the Civil Department.	7,55,507	9,03,953	16,59,460				
4 per cent. on 9/10ths of the proceeds from sales of occupancy rights per Government of India Nos. 53 and 58-A. 1., dated respectively 20th June and 1st August 1889, communicated in Government Resolution No. 1209, dated 10th July, and No. 1913, dated 7th November 1889..	12,466	12,467	24,933	<b>IV.—ESTABLISHMENT.</b>			
Total ..	7,67,973	9,16,420	16,84,393	1 and 2. Direction and Accounts. } 64,452	57,794	1,22,246	
				3. Executive .. }			
Total ..	7,81,659	9,29,605	17,11,264	Total ..	64,452	57,794	1,22,246
				<b>V.—TOOLS AND PLANT ..</b>	1,801	3,325	5,126
Total, Receipts ..	7,81,659	9,29,605	17,11,264	Carried over ..	3,51,488	3,59,261	7,10,749
Carried over ..	7,81,659	9,29,605	17,11,264				

WESTERN NARA AND PRITCHARD CANAL.

No. 3.—Revenue Account for, and to end of, 1924-25.

Receipts.	TOTAL.			Charges.	TOTAL.		
	Previous.	1924-25.	Total.		Previous.	1924-25.	Total.
	Rs.	Rs.	Rs.		Rs.	Rs.	Rs.
Brought forward ..	7,81,659	9,29,605	17,11,264	Brought forward..	3,51,488	3,59,261	7,10,749
<i>Note.</i> —Loss to the canal on account of difference between assessment of water-rates on jaghir lands and assessment at the ordinary rates in force for Government lands noted here per Government of India Letter No. 233-1., dated 14th June 1883, communicated under Government Resolution No. 400, dated 11th August 1883.				VI.—REFUNDS OF REVENUE.			
				Less receipt on Revenue Account ..	1,443	55	1,498
				Total ..	3,50,045	3,59,206	7,09,251
				Share of collection charges in the Civil Department.	45,730	54,510	1,00,240
				Total, Direct Charges ..	3,95,775	4,13,716	8,09,491
				Indirect charges debitable to Revenue Account as per Account No. 5 ..	11,875	11,072	22,947
				Total, Charges ..	4,07,650	4,24,788	8,32,438
				Balance Net Revenue ..	3,74,009	5,04,817	8,78,826
				GRAND TOTAL ..	7,81,659	9,29,605	17,11,264
	To end of 1923-24— Rs. 37,339						
Loss for 1924-25— Rs. .... 41,153							
78,492							

N.B.—Last Capital Account detailed in the Administrative Accounts for 1923-24. Construction Estimate closed during 1921-22. Completion Report approved in G. R. No. 1606, dated 30th November 1923.

## WESTERN NARA AND PRITCHARD CANAL.

No. 4.—Interest Account for, and to end of, 1924-25.

		Amount-			Amount-
		Rs.			Rs.
Total interest charges to end of 1923-24 .. ..	..	69,534	Net Revenue realized to end of 1923-24 as per No. 3 ..	..	3,74,009
Interest charges for the year 1924-25 .. ..	..	69,669	Net Revenue realized during 1924-25 as per No. 3 .. ..	..	5,04,817
On Rs. 19,46,406 outlay to end of the year 1916-17 at the average rate 3.3252 per cent. ..	Rs. 64,722		Total Net Revenue realized to end of the year as per No. 3 .. ..	..	8,78,826
On subsequent outlay Rs. 84,564 at the flat rate 5.85 per cent. ..	4,947		Balance net interest charges ..	..	-7,39,623
Total ..		1,39,203	Total ..		1,39,203

No. 5.—Account of Indirect Charges for, and to end of, 1924-25.

Particulars.	Previous.	1924-25.	Total.	Particulars.	Previous.	1924-25.	Total.
	Rs.	Rs.	Rs.		Rs.	Rs.	Rs.
				REVENUE ACCOUNT.			
				1. Capitalized abatement of Land Revenue ..	..	..	..
				2. Leave and Pension Allowances ..	9,023	8,091	17,114
				3. Audit and Accounts Establishment ..	2,852	2,981	5,833
	..	..	..	Total ..	11,875	11,072	22,947

PHITTA CANAL

No. 3.—Revenue Account for, and to end of, 1924-25.

Receipts.	TOTAL.			Charges.	TOTAL.		
	Previous.	1924-25.	Total.		Previous.	1924-25.	Total.
	Rs.	Rs.	Rs.		Rs.	Rs.	Rs.
<b>I.—DIRECT RECEIPTS.</b>				<b>I.—EXTENSIONS.</b>			
1. Water-rates from Irrigation.	...	18	18		....	....	....
5. Plantations ..	...	..	..				
6. Other canal produce ..	10	10	20				
11. Miscellaneous receipts ..	197	46	243				
12. Deduct—refunds ..	..	..	..				
				Total ..	....	....	....
Total ..	207	74	281				
<b>II.—INDIRECT RECEIPTS.</b>				<b>II.—MAINTENANCE AND REPAIRS.</b>			
Irrigation share of Land Revenue collected in the Civil Department.	9,221	12,289	21,510	2. Main Canal and Branches ..	3,763	3,255	7,018
				Total ..	3,763	3,255	7,018
4 per cent. on 9/10ths of the proceeds from sales of occupancy rights per Govt. of India Nos. 53 and 58-A, I., dated respectively 20th June and 1st August 1889, communicated in Government Resolution No. 1209, dated 10th July, and No. 1913, dated 7th November 1889 ..	503	503	1,006	<b>IV.—ESTABLISHMENT.</b>			
				1 and 2. Direction and Accounts. }	850	631	1,481
				3. Executive .. }			
Total ..	9,724	12,792	22,516	Total ..	850	631	1,481
Total, Receipts ..	9,931	12,866	22,797	<b>V.—TOOLS AND PLANT ..</b>	5	56	61
Carried over ..	9,931	12,866	22,797	Carried over ..	4,618	3,942	8,560

## PHITTA CANAL.

## CANAL PROJECT.

## No. 3.—Revenue Account for, and to end of, 1924-25.

Receipts.	TOTAL.			Charges.	TOTAL.		
	Previous.	1924-25.	Total.		Previous.	1924-25.	Total.
	Rs.	Rs.	Rs.		Rs.	Rs.	Rs.
Brought forward ..	9,931	12,866	22,797	Brought forward ..	46,418	3,942	8,560
<i>Note.</i> —Loss to the canal on account of difference between assessment of water-rates on jaghir lands and assessment at the ordinary rates in force for Government lands noted here per Government of India Letter No. 233-I., dated 14th June 1883, communicated under Government Resolution No. 400, dated 11th August 1883.  To end of 1923-24— Rs. 283. Loss for 1924-25— Rs. 1,935.  Total.. 2,218				VI.—REFUNDS OF REVENUE.			
				Suspense account.			
				<i>Deduct</i> —receipts on revenue account.	...	20	20
				Total ..	4,618	3,922	8,540
				Share of collection charges in the Civil Department.	553	741	1,294
				Total, Direct Charges ..	5,171	4,663	9,834
				Indirect charges debitabie to Revenue Account as per Account No. 5 ..	157	121	278
				Total Charges ..	5,328	4,784	10,112
				Balance Net Revenue ..	4,603	8,082	12,685
	GRAND TOTAL ..	9,931	12,866	22,797	GRAND TOTAL.	9,931	12,866

*N.B.*—Last Capital Account detailed in the Administrative Accounts for 1923-24.  
 Construction Estimate closed during 1921-22.  
 Completion Report approved in G. R. No. 1606, dated 30th November 1923.

PHITTA CANAL.

CANAL PROJECT.

No. 4.—Interest Account for, and to end of, 1924-25.

	Amount.		Amount.
	Rs.		Rs.
Total Interest charges to end of 1923-24 .. .. .		Net Revenue realized to end of 1923-24 as per No. 3 ..	4,603
Interest charges for the year 1924-25 .. .. .	875	Net Revenue realized during 1924-25 as per No. 3 .. ..	8,082
On Rs. 24,557 outlay to end of the year 1916-17 at the average rate 3.3252 per cent. ..	817	Total Net Revenue realized to end of the year as per No. 3 ..	12,685
On subsequent outlay Rs. 1,013 at the flat rate 5.85 per cent. ..	59	Balance net interest charges ..	-10,934
Total ..	1,751	Total ..	1,751

No. 5.—Account of Indirect Charges for, and to end of, 1924-25.

Particulars.	Previous.	1924-25.	Total.	Particulars.	Previous.	1924-25.	Total.
	Rs.	Rs.	Rs.		Rs.	Rs.	Rs.
CAPITAL ACCOUNT.				REVENUE ACCOUNT.			
				1. Capitalized abatement of Land Revenue ..	..	..	..
				2. Leave and Pension Allowances ..	119	88	207
				3. Audit and Accounts Establishment ..	38	33	71
	..	..	..	Total ..	157	121	278

## MARVIWAH.

## No. 3.—Revenue Account for, and to end of year 1924-25.

Receipts.	TOTAL.			Charges.	TOTAL.		
	Previous.	1924-25.	Total.		Previous.	1924-25.	Total.
	Rs.	Rs.	Rs.		Rs.	Rs.	Rs.
<b>I.—DIRECT RECEIPTS ..</b>	..	..	..	<b>I.—EXTENSIONS AND IMPROVEMENTS ..</b>	..	..	..
6. Other canal produce ..	..	6	6				
Total ..	..	6	6	<b>II.—MAINTENANCE AND REPAIRS.</b>			
				2. Main Canals and Branches ..	10,699	17,000	27,699
<b>II.—INDIRECT RECEIPTS.</b>				Total ..	10,699	17,000	27,699
Irrigation share of Land Revenue collected in the Civil Department.	12,305	15,738	28,043				
4 per cent. on 9/10ths of the proceeds from sales of occupancy rights per Govt. of India Nos. 53 and 58-A. I., dated respectively 20th June and 1st August 1889, communicated in Government Resolutions No. 1209, dated 10th July, and No. 1913, dated 7th November 1889 ..	890	890	1,780	<b>III.—COMPENSATION ..</b>	..	..	..
Total ..	13,195	16,628	29,823	<b>IV.—ESTABLISHMENT.</b>			
Total, Receipts ..	13,195	16,634	29,829	1 and 2. Direction and Accounts. } ..	2,420	3,296	5,716
				3. Executive .. } ..			
				Total ..	2,420	3,296	5,716
				<b>V.—TOOLS AND PLANT ..</b>	13	186	199
				Total ..	13,132	20,482	33,614
				Share of collection charges in the Civil Department.	738	944	1,682
				Total direct charges ..	13,870	21,426	35,296
				Indirect charges debitable to Revenue Account as per Account No. 5 ..	446	631	1,077
				Total charges ..	14,316	22,057	36,373
				Balance Net Revenue ..	-1,121	-5,423	-6,544
				<b>GRAND TOTAL ..</b>	13,195	16,634	29,829

N.B.—Last Capital Account detailed in the Administrative Accounts for 1923-24.  
Construction Estimate closed during 1921-22.  
Completion Report approved in G. R. No 1606, dated 30th November 1923.

MARVIWAH CANAL.

CANAL PROJECT.

No. 4.—Interest Account for, and to end of, year 1924-25.

	Amount.		Amount.
	Rs.		Rs.
Total interest charges to end of 1923-24 .. ..	316	Net Revenue realized to end of 1923-24 as per No. 3 ..	—1,121
Interest charges for the year 1924-25 .. ..	316	Net Revenue realized during 1924-25 as per No. 3 .. ..	—5,423
On Rs. 9,507 outlay to end of the year 1916-17 at the average rate 3.3252 per cent. ..	316	Total Net Revenue realised to end of the year as per No. 3..	—6,544
On subsequent outlay .. Nil.		Balance net interest charges ..	7,176
Total ..	632	Total ..	632

No. 5.—Account of Indirect Charges for, and to end of, year 1924-25.

Particulars.	Previous.	1924-25.	Total.	Particulars.	Previous.	1924-25.	Total.
					Rs.	Rs.	Rs.
CAPITAL ACCOUNT.				REVENUE ACCOUNT.			
				1. Capitalized abatement of Land Revenue ..	..	..	..
				2. Leave and Pension Allowances..	339	461	800
				3. Audit and Accounts Establishment ..	107	170	277
..	..	..	..	Total ..	446	631	1,077



## GHARO MAHAMUDO.

## CANAL PROJECT.

No. 3.—Revenue Account for, and to end of, year 1924-25.

Receipts.	TOTAL.			Charges.	TOTAL.		
	Previous.	1924-25.	Total.		Previous.	1924-25.	Total.
	Ra.	Ra.	Ra.		Ra.	Ra.	Ra.
<b>I.—DIRECT RECEIPTS.</b>				<b>I—EXTENSIONS AND IMPROVEMENTS.</b>			
1. Water - rates from Irrigation ..	4,822	6,231	11,053	2. Main Canals and Branches ..	5,216	4,206	9,422
5. Plantations ..	18	24	42				
6. Other canal produce ..	1,140	915	2,055				
9. Rents of buildings.	..	606	606				
10. Fines ..	473	5	478				
11. Miscellaneous receipts ..	397	301	698				
12. Deduct—refunds	12	1	13				
Total ..	6,838	8,081	14,919	<b>II—MAINTENANCE AND REPAIRS.</b>			
				2. Main Canals and Branches ..	33,194	46,057	79,251
<b>II.—INDIRECT RECEIPTS.</b>							
Irrigation share of Land Revenue collected in the Civil Department.	1,57,310	1,57,918	3,15,228				
4 per cent. on 9/10ths of the proceeds from sales of occupancy rights per Govt. of India Nos. 53 and 58-A. I., dated respectively 20th June and 1st August 1889, communicated in Government Resolutions No. 1209, dated 10th July, and No. 1913, dated 7th November 1889 ..	2,747	2,773	5,520	<b>III—COMPENSATION ..</b>	..	..	..
				<b>IV—ESTABLISHMENT.</b>			
				1 and 2. Direction and Accounts ..	27,195	32,827	60,022
				3. Executive ..			
Total ..	1,60,057	1,60,691	3,20,748	Total ..	27,195	32,827	60,022
				<b>V.—TOOLS AND PLANT ..</b>	953	619	1,572
Total receipts ..	1,65,895	1,68,772	3,35,667	Carried over ..	66,558	83,709	1,50,267
Carried over ..	1,66,895	1,68,772	3,35,667				

GHARO MAHAMUDO

CANAL PROJECT.

No. 3.—Revenue Account for, and to end of, year 1924-25.

Receipts.	TOTAL.			Charges.	TOTAL.		
	Previous.	1924-25.	Total.		Previous.	1924-25.	Total.
	Rs.	Rs.	Rs.		Rs.	Rs.	Rs.
Brought forward..	1,66,895	1,68,772	3,35,667	Brought forward..	66,558	83,709	1,50,267
<p>Note.—Loss to the canal on account of difference between assessment of water-rates on jaghir lands and assessment at the ordinary rates in force for Government lands noted here per Government of India Letter No. 233-I, dated 14th June 1883, communicated under Government Resolution No. 400, dated 11th August 1883.</p>				Profit and Loss—			
				VI.—REFUNDS OF REVENUE			
				Suspense Account..	2,724	--	2,724
				Less—Receipts on revenue account..	454	3	457
				Total ..	68,828	83,706	1,52,534
				Share of collection charges in the Civil Department.	9,755	9,849	19,604
				Total direct charges ..	78,583	93,555	1,72,138
				Indirect charges debitable to Revenue Account as per Account No. 5 ..	4,191	5,095	9,290
				Total charges ..	82,774	98,654	1,81,428
				Balance, Net Revenue ..	84,121	70,118	1,54,239
To end of 1923-24 ..	Rs. 41,028						
Loss for 1923-24 ..	47,996						
Total ..	89,024						
GRAND TOTAL ..	1,66,895	1,68,772	3,35,667	GRAND TOTAL ..	1,66,895	1,68,772	3,35,667

N.B.—Last Capital Account detailed in the Administrative Accounts for 1923-24. Construction Estimate closed during 1921-22. Completion report approved in G. R. No. 1606, dated 30th November 1923.

## GHARO MAHAMUDO.

## No. 4.—Interest Account for, and to end of, year 1924-25.

	Amount.		Amount.
	Rs.		Rs.
Total interest charges to end of 1923-24 .. ..	3,840	Net Revenue realized to end of 1923-24 as per No. 3 ..	84,121
Interest charges for the year 1924-25 .. ..	3,862	Net Revenue realized during 1924-25 as per No. 3 ..	70,118
On Rs. 92,729 outlay to end of the year 1916-17 at the average rate 3.3252 per cent. ..	3,083	Total Net Revenue realized to end of the year as per No. 3 ..	1,54,239
On subsequent outlay Rs. 13,311 at the flat rate 5.85 per cent. ..	779	Balance net interest charges ..	-1,46,537
Total ..	7,702	Total ..	7,702

## No. 5.—Account of Indirect Charges for, and to end of, year 1924-25.

Particulars.	Previous.	1924-25.	Total.	Particulars.	Previous.	1924-25.	Total.
					Rs.	Rs.	Rs.
CAPITAL ACCOUNT.				REVENUE ACCOUNT.			
				1. Capitalized abatement of Land Revenue ..	..	..	..
				2. Leave and Pension Allowances ..	3,807	4,596	8,403
				3. Audit and Accounts Establishment ..	384	503	887
..	..	..	Total ..	4,191	5,099	9,290	

KARI SHUMALI.

CANAL PROJECT.

No. 3.—Revenue Account for, and to end of, 1925.

Receipts.	TOTAL.			Charges.	TOTAL.		
	Previous.	1924-25.	Total.		Previous.	1924-25.	Total.
	Rs.	Rs.	Rs.		Rs.	Rs.	Rs.
<b>I. DIRECT RECEIPTS.</b>				<b>I. EXTENSIONS AND IMPROVEMENTS.</b>			
1. Water - rates from Irrigation ..	2,146	1,513	3,659	2. Main Canals and Branches ..	263	..	263
5. Plantations ..	2	8	10				
6. Other canal produce ..	535	524	1,059				
10. Fines ..	12	111	123				
11. Miscellaneous receipts ..	75	75	150				
12. Deduct—re-funds.	..	..	..	Total ..	263	..	263
<b>Total ..</b>	<b>2,770</b>	<b>2,231</b>	<b>5,001</b>	<b>II. MAINTENANCE AND REPAIRS.</b>			
				2. Main Canals and Branches ..	17,282	16,278	33,560
<b>II. INDIRECT RECEIPTS.</b>							
Irrigation share of Land Revenue collected in the Civil Department.	65,393	76,344	1,41,737	Total ..	17,282	16,278	33,560
4 per cent. on 9/10ths of the proceeds from sales of occupancy rights per Govt. of India Nos. 53 and 58-A. 1., dated respectively 20th June and 1st August 1889, communicated in Government Resolutions No. 1209, dated 10th July, and No. 1913, dated 7th November 1889 ..	3,305	3,369	6,674	<b>III. COMPENSATION.</b>	..	..	..
				<b>IV. ESTABLISHMENT.</b>			
				1 and 2. Direction and Accounts ..	12,423	10,631	23,054
				3. Executive ..			
<b>Total ..</b>	<b>68,698</b>	<b>79,713</b>	<b>1,48,411</b>	<b>Total ..</b>	<b>12,423</b>	<b>10,631</b>	<b>23,054</b>
<b>Total Receipts ..</b>	<b>71,468</b>	<b>81,944</b>	<b>1,53,412</b>	<b>V. TOOLS AND PLANT ..</b>	228	199	427
Carried over ..	71,468	81,944	1,53,412	Carried over ..	30,196	27,108	57,304

## KARI SHUMALI.

## CANAL PROJECT.

## No. 3.—Revenue Account for, and to end of, 1924-25.

Revenue Receipts.	TOTAL.			Charges.	TOTAL.		
	Previous.	1924-25.	Total.		Previous.	1924-25.	Total.
Brought forward ..	Rs. 71,468	Rs. 81,944	Rs. 1,53,412	Brought forward ..	Rs. 30,196	Rs. 27,108	Rs. 57,304
<i>Note</i> —Loss to the canal on account of difference between assessment of water-rates on jaghir lands and assessment at the ordinary rates in force for Government lands noted here per Government of India Letter No. 233-I., dated 14th June 1883, communicated under Government Resolution No. 400, dated 11th August 1883.				VI REFUNDS OF REVENUE.	...	...	...
				Total ..	30,196	27,108	57,304
				Share of collection charges in the Civil Department.	4,053	4,678	8,731
				Total direct charges ..	34,249	31,786	66,035
				Indirect charges debitable to Revenue Account as per Account No. 5 ..	2,073	1,651	3,724
				Total charges	36,322	33,437	69,759
To end of 1923-24 Rs. 14,545.				Balance Revenue Net ..	35,146	48,507	83,653
Loss for 1924-25. Rs. 10,423.							
Total Rs. 24,968							
<b>GRAND TOTAL..</b>	<b>71,468</b>	<b>81,944</b>	<b>1,53,412</b>	<b>GRAND TOTAL ..</b>	<b>71,468</b>	<b>81,944</b>	<b>1,53,412</b>

*N. B.*—Last Capital Account detailed in the Administrative Accounts for 1923-24. Construction Estimate closed during 1923-24. Completion Report approved in G. R. No. 1606, dated 30th November 1923.

KARI SHUMALI.

CANAL PROJECT.

No. 4.—Interest Account for, and to end of, 1924-25.

	Amount.			Amount.	
	Rs.			Rs.	
Total interest charges to end of 1923-24 .. ..	623		Net Revenue realized to end of 1923-24 as per Part III ..	35,146	
Interest charges for the year 1924-25.	631		Net Revenue realized during 1924-25 as per Part III ..	48,507	
On capital outlay to end of 1916-17 Rs. 10,219 at the average rate 3.3252 per cent. ..	340		Total Net Revenue realized to end of the year as per Part III .. ..	83,653	
On subsequent outlay Rs. 4,972 at the average rate 5.85 per cent. ..	283		Balance net interest charges ..	—82,399	
Total ..	1,254		Total ..	1,254	

No. 5.—Account of Indirect charges for, and to end of, year 1924-25.

Particulars.	Previous.	1924-25.	Total.	Particulars.	Previous.	1924-25.	Total.
					Rs.	Rs.	Rs.
CAPITAL ACCOUNT.				REVENUE ACCOUNT.			
				1. Capitalized abatement of Land Revenue ..	159	..	159
				2. Leave and Pension Allowances ..	1,739	1,488	3,227
				3. Audit and Accounts Establishment ..	175	163	338
	..	..	..	Total ..	2,073	1,651	3,724

## NASIRWAH.

## CANAL PROJECT.

No. 3.—Revenue Account for, and to end of, 1924-25.

Receipts.	TOTAL.			Charges.	TOTAL.		
	Previous.	1924-25.	Total.		Previous.	1924-25.	Total
	Rs.	Rs.	Rs.		Rs.	Rs.	Rs.
<b>I.—DIRECT RECEIPTS.</b>				<b>I.—EXTENSIONS AND IMPROVEMENTS.</b>			
1. Water rates from Irrigation	31	106	137	2. Main Canals and Branches ..	..	1,106	1,106
3. Sales of water	684	..	684				
5. Plantations ..	17	10	27				
6. Other canal produce ..	876	617	1,493				
10. Fines ..	36	32	68				
11. Miscellaneous receipts ..	78	96	174	Total ..	..	1,106	1,106
12. Deduct—refunds	..	..	..				
Total ..	1,722	861	2,583	<b>II.—MAINTENANCE AND REPAIRS.</b>			
				2. Main Canals and Branches ..	12,847	21,164	34,011
<b>II.—INDIRECT RECEIPTS.</b>							
Irrigation share of Land Revenue collected in the Civil Department.	68,963	77,198	1,46,161	Total ..	12,847	21,164	34,011
4 per cent. on 9/10ths of the proceeds from sales of occupancy rights per Govt. of India Nos. 53 and 58-A. I., dated respectively 20th June and 1st August 1889, communicated in Government Resolutions No. 1209, dated 10th July, and No. 1913, dated 7th November 1889 ..	1,492	1,648	3,140	<b>III.—COMPENSATION</b> ..	..	..	..
				<b>IV.—ESTABLISHMENT.</b>			
				1 and 2. Direction and Accounts ..	9,096	14,545	23,641
				3. Executive ..			
Total ..	70,455	78,846	1,49,301	Total ..	9,096	14,545	23,641
Total Receipts ..	72,177	79,707	1,51,884	<b>V.—TOOLS AND PLANT</b> ..	167	273	440
Carried over ..	72,177	79,707	1,51,884	Carried over ..	22,110	37,088	59,198

NASIRWAH.

CANAL PROJECT.

No. 3.—Revenue Account for, and to end of, 1924-25.

Receipts.	TOTAL.			Charges.	TOTAL.		
	Previous.	1924-25.	Total.		Previous.	1924-25.	Total.
Brought forward..	Rs. 72,177	Rs. 79,707	Rs. 1,51,884	Brought forward..	Rs. 22,110	Rs. 37,088	Rs. 59,198
<i>Note.</i> —Loss to the canal on account of difference between assessment of water-rates on jaghir lands and assessment at the ordinary rates in force for Government lands noted here per Government of India Letter No. 233-I dated 14th June 1883, communicated under Government Resolution No. 400, dated 11th August 1883.				Total ..	22,110	37,088	59,198
				Share of collection charges in the Civil Department.	4,140	4,640	8,780
				Total direct charges ..	26,250	41,728	67,978
				Indirect charges debitable to Revenue Account as per Account No. 5 ..	1,401	2,259	3,660
				Total charges ..	27,651	43,987	71,638
				Balance Revenue Net ..	44,526	35,720	80,246
To end of 1923-24. 549 Loss for 1924-25. 4,528 5,077				GRAND TOTAL ..	72,177	79,707	1,51,884

N. B.—Last Capital Account detailed in the Administrative Accounts for 1923-24.  
 Construction Estimate closed during 1921-22.  
 Completion Report approved in G. R. No. 1606, dated 30th November 1923.



## NASIRWAH.

## CANAL PROJECT.

*No. 4.—Interest Account for, and to end of, 1924-25.*

	Amount.		Amount.
	Rs.		Rs.
Total interest charges to end of 1923-24 .. ..	1,747	Net Revenue realized to end of 1923-24 as per No. 3.. ..	44,526
Interest charges for the year 1924-25 .. ..	1,763	Net Revenue realized during 1924-25 as per No. 3.. ..	35,720
On Rs. 35,920 outlay to end of the year 1916-17 at the average rate 3·3252 per cent. ..	1,194	Total Net Revenue realized to end of the year as per No. 3 .. ..	80,246
On subsequent outlay Rs. 9,720 at the flat rate 5·85 per cent. ..	569	Balance net interest charges ..	—76,736
Total ..	3,510	Total ..	3,510

*No. 5.—Account of Indirect Charges for, and to end of, 1924-25.*

Particulars.	Previous.	1924-25.	Total.	Particulars.	Previous.	1924-25.	Total.
	Rs.	Rs.	Rs.		Rs.	Rs.	Rs.
<b>CAPITAL ACCOUNT.</b>				<b>REVENUE ACCOUNT.</b>			
				1. Capitalized abatement of Land Revenue .. ..	..	..	..
				2. Leave and Pension Allowances ..	1,273	2,036	3 309
				3. Audit and Accounts Establishment ..	128	223	351
				Total ..	1,401	2,259	3,660

## INDUS CANALS (OTHER CANALS, FULELI DISTRICT).

## CANAL PROJECT.

No. 2.—Detailed Account of Capital Expenditure for, and to end of, 1924-25.

Heads of Account.	Direct Charges.			Cost of Construction as now estimated (Construction estimate closed during 1921-22).	Expenditure against closed estimates.
	Previous.	1924-25.	Total.		
1	2	3	4	5	6
I.—WORKS.	Rs.	Rs.	Rs.	Rs.	Rs.
(2) MAIN CANALS AND BRANCHES.					
A. Preliminary Expenses ..	..	544	544	.. *	.. *
Total Main Canals and Branches..	..	544	544	..	..
Unclassified outlay ..	86,169	..	86,169	86,169	86,169
Total I.—Works ..	86,169	544	86,713	86,169	86,169
II.—ESTABLISHMENT.					
1 and 2. Direction and Accounts ..	} 24,180	231	24,411	24,180	24,180
3. Executive ..					
Total Establishment ..	24,180	231	24,411	24,180	24,180
III.—TOOLS AND PLANT ..	797	7	804	797	797
IV.—Suspense Accounts ..	..	..	..	..	..
Grand Total ..	1,11,146	782	1,11,928	1,11,146	1,11,146
V.—Less—Receipts on Capital Account Net Outlay ..	1,11,146	782	1,11,928	1,11,146	1,11,146

## INDUS CANALS (OTHER CANALS, FULELI DISTRICT).

## CANAL PROJECT.

No. 2.—Detailed Account of Capital Expenditure for, and to end of, 1924-25.

Heads of Account.	Direct Charges.			Cost of Construction as now estimated (Construction estimate closed during 1921-22).	Expenditure against closed estimates.
	Previous.	1924-25.	Total.		
1	2	3	4	5	6
	Rs.	Rs.	Rs.	Rs.	Rs.
<i>Apportionment.</i>					
Chargeable to 55—Construction of Irrigation Works—Provincial ..	..	782	782	..	..
Chargeable to 15—Other Revenue expenditure .. ..	1,11,146	..	1,11,146	1,11,146	1,11,146
Total ..	1,11,146	782	1,11,928	1,11,146	1,11,146

\* Lump sum estimate amounting to Rs. 1,235 (both direct and indirect) approved in G.R. (P.W.D.) No. 5869, dated 27th January, 1925.

INDUS CANALS (OTHER CANALS, FULELI DISTRICT).

No. 3.—Revenue Account for, and to end of, 1924-25.

Receipts.	TOTAL.		Total.	Charges.	TOTAL.		Total.
	Previous.	1924-25.			Previous.	1924-25.	
	Rs.	Rs.	Rs.		Rs.	Rs.	Rs.
<b>I.—DIRECT RECEIPTS.</b>				<b>I.—EXTENSIONS AND IMPROVEMENTS.</b>			
1. Water rates from Irrigation ..	222	1,070	1,292				
6. Other canal produce ..	..	1,037	1,037				
7. Water power ..	646	..	646				
11. Miscellaneous receipts ..	185	56	241				
				Total ..	..	..	..
				<b>II.—MAINTENANCE AND REPAIRS.</b>			
				2. Main Canals and Branches ..	18,580	34,026	52,606
Total ..	1,053	2,163	3,216				
<b>II.—INDIRECT RECEIPTS.</b>							
Irrigation share of Land Revenue collected in the Civil Department.	70,262	74,826	1,45,088	Total ..	18,580	34,026	52,606
4 per cent. on 9/10ths of the proceeds from sales of occupancy rights per Govt. of India Nos. 53 and 58-A. 1., dated respectively 20th June and 1st August 1889, communicated in Government Resolutions No. 1209, dated 10th July, and No. 1913, dated 7th November 1889..	1,214	1,226	2,440				
				<b>III.—COMPENSATION.</b>			
				<b>IV.—ESTABLISHMENT.</b>			
				1 and 2. Direction and Accounts ..	13,155	22,222	35,377
				3. Executive ..			
Total ..	71,476	76,052	1,47,528	Total ..	13,155	22,222	35,377
<b>Total Receipts ..</b>	<b>72,529</b>	<b>78,215</b>	<b>1,50,744</b>	<b>V.—TOOLS AND PLANT ..</b>	241	417	658
Carried over ..	72,529	78,215	1,50,744	Carried over ..	31,976	56,655	88,641

## INDUS CANALS (OTHER CANALS, FULELI DISTRICT).

No. 3.—Revenue Account for, and to end of, 1924-25.

Receipts.	TOTAL.		Total.	Charges.	TOTAL.		Total.
	Previous.	1924-25.			Previous.	1924-25.	
Brought forward..	Rs. 72,529	Rs. 78,215	Rs. 1,50,744	Brought forward..	Rs. 31,976	Rs. 56,665	Rs. 88,641
<i>Note.</i> —Loss to the canal on account of difference between assessment of water-rates on jaghir lands and assessment at the ordinary rates in force for Government lands noted here per Government of India Letter No. 233-I., dated 14th June 1883, communicated under Government Resolutions No. 400, dated 11th August 1883.  Rs. To end of 1923-24 .. 7,214 Loss for 1924-25 .. 7,258  Total.. 14,472				Suspense Account..	..	—12	—12
				Total ..	31,976	56,653	88,629
				Share of collection charges in the Civil Department.	4,229	4,554	8,783
				Total direct charges ..	36,205	61,207	97,412
				Indirect charges debitable to Revenue Account as per Account No. 5 ..	2,028	3,451	5,479
				Total, charges ..	38,233	64,658	1,02,891
				Balance Revenue Net ..	34,296	13,557	47,853
				GRAND TOTAL ..	72,529	78,215	1,50,744

N.B.—Construction Estimate closed during 1921-22.

Completion Report approved in G. R. No. 1606, dated 30th November 1923.

INDUS CANALS (OTHER CANALS, FULELI DISTRICT).

No. 4.—Interest Account for, and to end of, 1924-25.

	Amount Rs.		Amount Rs.
Total interest charges to end of 1923-24 .. ..	4,661	Net Revenue realized to end of 1923-24 as per No. 3 .. ..	34,296
Interest charges for the year 1924-25 .. ..	4,749	Net Revenue realized during 1924-25 as per No. 3 .. ..	13,557
On capital outlay Rs. 70,344 to end of 1916-17 at the average rate 3.3252 per cent. ..	2,339	Total Net Revenue realized to end of the year as per No. 3 .. ..	47,853
On subsequent outlay Rs. 41,193 at the flat rate 5.85 per cent. ..	2,410	Balance net interest charges ..	-38,443
<b>Total ..</b>	<b>9,410</b>	<b>Total ..</b>	<b>9,410</b>

No. 5.—Account of Indirect Charges for, and to end of, year 1924-25.

Particulars.	Previous.	1924-25.	Total.	Particulars.	Previous.	1924-25.	Total.
	Rs.	Rs.	Rs.		Rs.	Rs.	Rs.
<b>CAPITAL ACCOUNT.</b>				<b>REVENUE ACCOUNT.</b>			
1. Capitalized abatement of Land Revenue ..	..	..	..	1. Capitalized abatement of Land Revenue ..	..	..	..
2. Leave and Pension Allowances ..	3,402	32	3,434	2. Leave and Pension Allowances ..	1,842	3,111	4,953
3. Audit and Accounts Establishment ..	..	5	5	3. Audit and Accounts Establishment ..	186	340	526
<b>Total ..</b>	<b>3,402</b>	<b>37</b>	<b>3,439</b>	<b>Total ..</b>	<b>2,028</b>	<b>3,451</b>	<b>5,479</b>

## INDUS CANALS (OTHER CANALS, FULELI DISTRICT).

No. 6.—Statement comparing Capital Cost to end of 1924-25 with sanctioned Estimates.

Particulars.	Charges against closed sanctions.			Current sanctions.			Total Charges to date against old and current sanctions.
	Expenditure against construction estimate.	Expenditure against open capital sanctions.	Total.	Charges to date.	Amount of sanctioned estimate.	Unspent balance of estimate.	
1	2	3	4	5	6	7	8
	Rs.	Rs.	Rs.	Rs.	Rs.	Rs.	Rs.
<b>DIRECT CHARGES.</b>							
Works .. ..	86,169	..	86,169	544	..	..	86,713
Establishment ..	24,180	..	24,180	231	..	..	24,411
Tools and Plant ..	797	..	797	7	..	..	804
Total ..	1,11,146	..	1,11,146	782	..	..	1,11,928
Less—Receipts on Capital Account ..	..	..	..	..	..	..	..
Net Total ..	1,11,146	..	1,11,146	782	1,148	366	1,11,928
<b>INDIRECT CHARGES.</b>							
Capitalized abatement of Land Revenue ..	..	..	..	..	..	..	..
Leave and Pension Allowances ..	3,402	..	3,402	32	..	..	3,434
Audit and Account Establishment ..	..	..	..	5	..	..	5
Total ..	3,402	..	3,402	37	87	50	3,439
<b>GRAND TOTAL ..</b>	<b>1,14,548</b>	<b>..</b>	<b>1,14,548</b>	<b>819</b>	<b>*1,235</b>	<b>616</b>	<b>1,15,367</b>

\*Lump sum estimate approved in G. R. (P. W. D.) No. 5869, dated 27th January 1925.

DAMBHRO CANAL.

CANAL PROJECT.

No. 3.—Revenue Account for, and to end of, 1924-25.

Receipts.	TOTAL.			Charges.	TOTAL.		
	Previous.	1924-25.	Total.		Previous.	1924-25.	Total.
	Rs.	Rs.	Rs.		Rs.	Rs.	Rs.
<b>I.—DIRECT RECEIPTS.</b>				<b>I.—EXTENSIONS AND IMPROVEMENTS.</b>			
1. Water-rates from Irrigation ..	111	532	643	2. Main Canals and Branches ..	797	..	797
5. Plantations ..	..	..	..				
6. Other canal produce ..	10	37	143				
11. Miscellaneous receipts ..	66	44	110				
12. Deduct—refunds ..	..	..	..				
<b>Total ..</b>	<b>283</b>	<b>613</b>	<b>896</b>	<b>Total ..</b>	<b>797</b>	<b>..</b>	<b>797</b>
<b>II.—INDIRECT RECEIPTS.</b>				<b>II.—MAINTENANCE AND REPAIRS.</b>			
Irrigation share of Land Revenue collected in the Civil Department.	30,828	38,790	69,618	2. Main Canals and Branches ..	9,592	8,491	18,083
4 per cent. on 9/10ths of the proceeds from sales of occupancy rights per Govt. of India Nos. 53 and 58-A. I., dated respectively 20th June and 1st August 1889, communicated in Government Resolutions No. 1209, dated 10th July, and No. 1913, dated 7th November 1889 ..	529	529	1,058	<b>Total ..</b>	<b>9,592</b>	<b>8,491</b>	<b>18,083</b>
<b>Total ..</b>	<b>31,357</b>	<b>39,319</b>	<b>70,676</b>	<b>IV.—ESTABLISHMENT.</b>			
				1 and 2. Direction and Accounts ..	7,356	5,545	12,901
				3. Executive ..			
<b>Total ..</b>	<b>31,357</b>	<b>39,319</b>	<b>70,676</b>	<b>Total ..</b>	<b>7,356</b>	<b>5,545</b>	<b>12,901</b>
<b>Total Receipts ..</b>	<b>31,640</b>	<b>39,932</b>	<b>71,572</b>	<b>V.—TOOLS AND PLANT ..</b>	<b>135</b>	<b>104</b>	<b>239</b>
<b>Carried over ..</b>	<b>31,640</b>	<b>39,932</b>	<b>71,572</b>	<b>Carried over ..</b>	<b>17,880</b>	<b>14,140</b>	<b>32,020</b>



## DAMBHRO CANAL.

## CANAL PROJECT.

## No. 3.—Revenue Account for, and to end of, 1924-25.

Receipts.	TOTAL.			Charges.	TOTAL.		
	Previous.	1924-25.	Total		Previous.	1924-25.	Total.
	Rs.	Rs.	Rs.		Rs.	Rs.	Rs.
Brought forward ..	31,640	39,932	71,572	Brought forward ..	17,880	14,140	32,020
<i>Note.</i> —Loss to the canal on account of difference between assessment of water-rates on jaghir lands and assessment at the ordinary rates in force for Government lands noted here per Government of India Letter No. 233-I., dated 14th June 1883, communicated under Government Resolution No. 400, dated 11th August 1883.				Profit and Loss ..	..	..	..
				Total ..	17,880	14,140	32,020
				Share of collection charges in the Civil Department.	1,856	2,359	4,215
				Total direct charges ..	19,736	16,499	36,235
				Indirect charges debitable to Revenue Account as per Account No. 5 ..	1,134	861	1,995
				Total charges ..	20,870	17,360	38,230
				Balance Net Revenue ..	10,770	22,572	33,342
				GRAND TOTAL ..	31,640	39,932	71,572
	To end of Rs. 1923-24..	2,841.					
	Loss for 1924-25..	2,223					
Total ...	5,064						

*N.B.* :—Last Capital Account detailed in the Administrative Accounts for 1923-24. Construction Estimate closed during 1921-22  
*Vide* G. R. (P. W. D.) No. 1606, dated 30th November 1923.

DAMBHRO CANAL.

CANAL PROJECT.

No. 4.—Interest Account for, and to end of, 1924-25.

	Amount Rs.		Amount Rs.
Total interest charges to end of 1923-24 .. ..	1,738	Net Revenue realized to end of 1923-24 as per No. 3 .. ..	10,770
Interest charges for the year 1924-25 .. ..	1,742	Net Revenue realized during 1924-25 as per No. 3 .. ..	22,572
On capital outlay Rs. 48,030 to end of 1916-17 at the average rate 3.3252 per cent. ..	1,597	Total Net Revenue realised to end of the year as per No. 3 .. ..	33,342
On subsequent outlay Rs. 2,484 at the average rate 5.85 per cent. ..	145	Balance net interest charges ..	-29,862
<b>Total ..</b>	<b>3,480</b>	<b>Total ..</b>	<b>3,480</b>

No. 5.—Account of Indirect Charges and to end of year 1924-25.

Particulars.	Previous.	1924-25.	Total.	Particulars.	Previous.	1924-25.	Total.
	Rs.	Rs.	Rs.		Rs.	Rs.	Rs.
<b>CAPITAL ACCOUNT.</b>				<b>REVENUE ACCOUNT.</b>			
				1. Capitalized abatement of Land Revenue .. ..	..	..	..
				2. Leave and Pension Allowances ..	1,030	776	1,806
				3. Audit and Accounts Establishment ..	104	85	189
				<b>Total ..</b>	<b>1,134</b>	<b>861</b>	<b>1,995</b>

## LLOYD BARRAGE AND CANALS CONSTRUCTION.

## CANAL PROJECT.

No. 2.—Capital Account for, and to end of, 1924-25.

Heads of Account.	Direct Charges.			Cost of Construction as now estimated.	Expenditure against closed estimates.
	Previous.	1924-25.	Total.		
1	2	3	4	5	6
<b>I.—WORKS.</b>					
<b>(1) HEAD WORKS.</b>					
A. Preliminary Expenses ..	1,50,097	—19,361	1,30,736	..	..
B. Land .. ..	6,90,235	—79,506	6,10,729	2,96,885	..
C. Works .. ..	1,79,440	4,68,216	6,47,656	1,95,26,341	..
K. Buildings .. ..	1,14,426	6,24,560	7,38,986	(a)16,86,724	..
O. Miscellaneous .. ..	253	24,401	24,654	..	..
P. Maintenance .. ..	493	10,400	10,893	..	..
<b>Total, Head Works ..</b>	<b>11,34,944</b>	<b>10,28,710</b>	<b>21,63,654</b>	<b>2,15,09,950</b>	<b>..</b>
<b>(2) MAIN CANALS AND BRANCHES.</b>					
A. Preliminary Expenses ..	10,04,909	1,69,709	11,74,618	3,47,331	..
B. Land .. ..	..	5,21,457	5,21,457	19,95,610	..
D. Regulators .. ..	..	..	..	53,86,650	..
E. Falls and Weirs .. ..	..	..	..	6,12,200	..
F. (1) Other Cross drainage works ..	..	..	..	5,88,231	..
G. Bridges .. ..	..	..	..	36,08,896	..
H. Escapes .. ..	492	2,919	3,411	14,82,777	..
K. Buildings .. ..	2,67,346	(b)7,29,299	9,96,645	36,84,120	..
L. Earth-work .. ..	8,431	44,75,557	44,83,938	3,98,08,352	..
M. Plantations .. ..	..	356	356	5,70,861	..
O. Miscellaneous .. ..	550	11,494	12,044	5,21,954	..
P. Maintenance .. ..	..	567	567	11,27,304	..
Amount not allocated .. ..	..	..	..	2,11,88,172	..
<b>Total, Main Canals and Branches ..</b>	<b>12,81,728</b>	<b>59,11,358</b>	<b>71,93,086</b>	<b>8,09,22,458</b>	<b>..</b>
<b>Carried over ..</b>	<b>24,16,672</b>	<b>69,40,068</b>	<b>93,56,740</b>	<b>10,24,32,408</b>	<b>..</b>

(a) This amount includes an amount of Rs. 5,87,140 which will be realized as the salvage value of certain buildings on completion of the work.

(b) Includes Rs. 30—J. E. I batch.

Do. Rs. 94—J. E. II do.

## LLOYD BARRAGE AND CANALS CONSTRUCTION.

## CANAL PROJECT.

## No. 2.—Capital Account for, and to end of, 1924-25.

Heads of Account.	Direct Charges.			Cost of Construction as now estimated.	Expenditure against closed estimates.
	Previous.	1924-25.	Total.		
1	2	3	4	5	6
Brought forward ..	Rs. 24,16,672	Rs. 69,40,068	Rs. 93,56,740	Rs. 10,24,32,408	Rs. ..
<b>(3) DISTRIBUTARIES.</b>					
A. Preliminary Expenses ..	2,867	1,45,108	1,47,975	} 2,27,92,219	..
B. Land .. ..	..	..	..		
C. Works .. ..	..	..	..		
L. Earth-work .. ..	..	..	..		
M. Plantations .. ..	..	..	..		
O. Miscellaneous .. ..	..	6,440	6,440		
P. Maintenance .. ..	..	..	..		
Total, Distributaries ..	2,867	1,51,548	1,54,415	2,27,92,219	..
<b>(4) DRAINAGE AND PROTECTIVE WORKS.</b>					
A. Preliminary Expenses ..	14,444	4,594	19,038	41,869	..
B. Land .. ..	..	..	..	6,31,789	..
C. Works .. ..	..	..	..	2,78,850	..
L. Earth-work .. ..	..	..	..	23,76,379	..
Total, Drainage and Protective Works ..	14,444	4,594	19,038	33,28,887	..
(6) Special Tools and Plant ..	8,33,293	(c) 16,38,877	24,72,170	32,46,083	..
Add—Unforeseen items on Barrage ..	..	..	..	2,55,00,000	..
Total I.—Works ..	32,67,276	87,35,087	1,20,02,363	15,72,99,597	..
<b>II.—ESTABLISHMENT.</b>					
1 and 2. Direction and Accounts ..	} 14,37,201	20,71,113	35,08,314	2,43,84,470	..
3. Executive .. ..					
4. Medical .. ..					
5. Special Survey .. ..					
Total, Establishment ..	14,37,201	20,71,113	35,08,314	2,43,84,470	..
Carried over ..	47,04,477	1,08,06,200	1,55,10,677	18,16,84,067	..

(c) Includes Rs. 643—J. E. II batch.

## LLOYD BARRAGE AND CANALS CONSTRUCTION.

## CANAL PROJECT.

No. 2.—Capital Account for, and to end of, 1924-25.

Heads of Account.	Direct Charges.			Cost of Construction as now estimated.	Expenditure against closed estimates.
	Previous.	1924-25.	Total.		
1	2	3	4	5	6
	Rs.	Rs.	Rs.	Rs.	Rs.
Brought forward ..	47,04,477	1,08,06,200	1,55,10,677	18,16,84,067	..
III.—TOOLS AND PLANT ..	5,49,123	3,61,707	9,10,830	1,67,10,677	..
IV.—Suspense Accounts ..	1,37,245	4,62,709	5,99,954	..	..
Grand Total ..	53,90,845	1,16,30,616	1,70,21,461	19,83,94,744	..
Deduct Salvage value of certain buildings and Tools and Plant of the Barrage proper ..	..	..	..	(b) 74,64,680	..
	53,90,845	1,16,30,616	1,70,21,461	19,09,30,064	..
V—Less—Receipts on Capital Account.	6,037	11,979	18,016	1,26,95,500	..
Net Outlay ..	53,84,808	1,16,18,637	1,70,03,445	17,82,34,564	..
<i>Apportionment.</i>					
Chargeable to 49, Irrigation ..	12,599	..	12,599	17,82,34,564	..
Chargeable to 43—Minor Works and Navigation ..	(c)8,10,098	..	8,10,098		
Chargeable to 55—Construction of Irrigation Works—Provincial ..	45,62,111	1,16,18,637	1,61,80,748		
Total ..	53,84,808	1,16,18,637	1,70,03,445	17,82,34,564	..

(b) This sum represents the estimated salvage value of buildings and Tools and Plant amounting to Rs. 5,87,140 and Rs. 68,77,540 respectively under I, Head Works (Barrage proper).

(c) Expenditure incurred on preliminary surveys and preparation of Project prior to December 1920, vide G. I. (P.W.D.) Despatch No. 23 (P. W.), dated 16th December 1920 brought on to the Capital Account of the Project in 1923-24.

## LLOYD BARRAGE AND CANALS CONSTRUCTION.

## CANAL PROJECT.

## No. 4.—Interest Account for, and to end of, 1924-25.

	Amount.		Amount.
	Rs.		Rs.
Total interest charges to end of 1923-24 .. ..	2,27,557	Net Revenue realized to end of 1923-24 as per No. 3.. ..	..
Interest charges for the year 1924-25 .. ..	6,38,055	Net Revenue realized during 1924-25 as per No. 3 .. ..	..
On Rs. 6,65,455 outlay to end of the year 1916-17 at the average rate 3.3252 per cent. ...	22,128	Total Net Revenue realized to end of the year as per No. 3, .. ..	..
On subsequent outlay Rs. 1,05,28,672 (from 1917-18 to 1923-24 and half of 1924-25) at the flat rate 5.85 per cent. ..	6,15,927	Balance net interest charges ..	8,65,612
Total ..	8,65,612	Total ..	8,65,612

## No. 5.—Account of Indirect Charges for, and to end of, 1924-25.

Particulars.	Previous.	1924-25.	Total.	Particulars.	Previous.	1924-25.	Total.
	Rs.	Rs.	Rs.		Rs.	Rs.	Rs.
CA PITAL AC COUNT.				REVENUE ACCOUNT.			
1. Capitalized abatement of Land Revenue ..	35,620	32,433	68,053				
2. Leave and Pension Allowances ..	1,67,090	2,89,956	4,57,046				
3. Audit and Accounts Establishment ..	27,366	87,351	1,14,717				
4. Amounts not allocated ( <i>vide</i> page 6 of Project Vol. XII) ..	4,434	..	4,434				
Total ..	2,34,510	4,09,740	6,44,250				

## LLOYD BARRAGE AND CANALS CONSTRUCTION.

## CANAL PROJECT.

No. 6.—Statement comparing Capital Cost to end of 1924-25 with sanctioned Estimates.

Particulars.	Charges against closed sanctions.			Current sanctions.			Total charges to date against old and current sanctions.
	Expenditure against construction estimate.	Expenditure against open capital sanctions.	Total.	Charges to date.	Amount of sanctioned estimate.	Unspent balance of estimate.	
1	2	3	4	5	6	7	8
<b>DIRECT CHARGES.</b>	Rs.	Rs.	Rs.	Rs.	Rs.	Rs.	Rs.
Works .. ..	..	..	..	1,20,02,363	15,72,99,597	14,52,97,234	1,20,02,363
Establishment .. ..	..	..	..	35,08,314	2,43,84,470	2,08,76,156	35,08,314
Tools and Plant .. ..	..	..	..	9,10,830	1,67,10,677	1,57,99,847	9,10,830
Suspense Accounts .. ..	..	..	..	5,99,954	..	—5,99,954	5,99,954
Total .. ..	..	..	..	1,70,21,461	19,83,94,744	18,13,73,283	1,70,21,461
Less Salvage value of certain buildings and Tools and Plant of the Barrage Proper.	..	..	..	..	74,64,680	74,64,680	..
Net Total .. ..	..	..	..	1,70,21,461	19,09,30,064	17,39,08,603	1,70,21,461
Less—Receipts on Capital Account .. ..	..	..	..	18,016	1,26,95,500	1,26,77,434	18,016
Net Total .. ..	..	..	..	1,70,03,445	17,82,34,564	16,12,31,119	1,70,03,445
<b>INDIRECT CHARGES.</b>							
Capitalized abatement of Land Revenue .. ..	..	..	..	68,053	19,24,980	18,56,927	68,053
Leave and Pension Allowances .. ..	..	..	..	4,57,046	34,13,845	29,56,799	4,57,046
Audit and Account .. ..	..	..	..	1,14,717	..	—1,14,717	1,14,717
Amount not allocated .. ..	..	..	..	4,434	..	—4,434	4,434
Total .. ..	..	..	..	6,44,250	53,38,825	46,94,575	6,44,250
Deduct—Cost payable by the Khairpur State .. ..	..	..	..	..	25,846	25,846	..
Net Total .. ..	..	..	..	6,44,250	53,12,979	46,68,729	6,44,250
<b>GRAND TOTAL .. ..</b>	..	..	..	1,76,47,695	18,35,47,543	16,58,99,842	1,76,47,695

Estimate amounting to Rs. 18,35,47,543 sanctioned by the Secretary of State in his telegram No. 1234, dated 7th April 1923 communicated by Government of India (P.W.D.) letter No. 92-1, dated 30th May 1923, vide G.R. (P.W.D.) No. 947, dated 13th July 1923.

## GARKINO CANAL.

## CANAL PROJECT.

No. 2.—Capital Account for, and to end of, 1924-25.

Heads of Account.	Direct Charges.			Cost of Construction as now estimated.	Expenditure against closed estimates.
	Previous.	1924-1925.	Total.		
1	2	3	4	5	6
	Rs.	Rs.	Rs.	Rs.	Rs.
<b>I.—WORKS.</b>					
<b>(2) MAIN CANALS AND BRANCHES.</b>					
A. Preliminary Expenses ..	4,158	..	4,158	6,480	..
B. Land .. ..	..	..	..	5,000	..
D. Regulators .. ..	17,570	..	17,570	16,088	..
G. Bridges .. ..	4,517	..	4,517	5,394	..
K. Buildings .. ..	..	2,959	2,959	2,960	..
L. Earth-work .. ..	16,610	13,333	29,943	31,286	..
O. Miscellaneous .. ..	36,028	—8,252	27,776	6,264	..
Total Main Canals and Branches ..	78,883	8,040	86,923	73,472	..
<b>(3) DISTRIBUTARIES.</b>					
C. Works .. ..	3,133	6,921	10,054	28,602	..
Total Distributaries ..	3,133	6,921	10,054	28,602	..
Total I.—Works ..	82,016	14,961	96,977	1,02,074	..
<b>II.—ESTABLISHMENT.</b>					
1 and 2. Direction and Accounts ..	17,692	2,900	20,592	21,946	..
3. Executive .. ..					
Total Establishment ..	17,692	2,900	20,592	21,946	..
Carried over ..	99,708	17,861	1,17,569	1,24,020	..



## GARKINO CANAL.

## CANAL PROJECT.

No. 2.—Capital Account for, and to end of, 1924-25.

Heads of Account.	Direct Charges.			Cost of Construction as now estimated.	Expenditure against closed estimates.
	Previous.	1924-25.	Total		
1	2	3	4	5	6
Brought forward ..	Rs. 99,708	Rs. 17,861	Rs. 1,17,569	Rs. 1,24,020	Rs. ..
III.—TOOLS AND PLANT ..	472	164	636	1,531	..
IV.—SUSPENSE ACCOUNTS.	..	..	..	..	..
GRAND TOTAL ..	1,00,180	18,025	1,18,205	1,25,551	..
V.—Less—Receipts on Capital Account ..	..	..	..	..	..
Net Outlay ..	1,00,180	18,025	1,18,205	1,25,551	..
<i>Apportionment.</i>					
Chargeable to 55—Construction of Irrigation Works—Provincial ..	1,00,180	18,025	1,18,205	1,25,551	..
Total ..	1,00,180	18,025	1,18,205	1,25,551	..

## GARKINO CANAL.

## CANAL PROJECT.

## No. 4.—Interest Account for, and to end of, 1924-25.

	Amount.		Amount.
	Rs.		Rs.
Total interest charges to end of 1923-24 .. .. .	4,128	Net Revenue realized to end of 1923-1924 as per No. 3 .. .. .	..
Interest charges for the year 1924-1925 .. .. .	6,388	Net Revenue realized during 1924-1925 as per No. 3 .. .. .	..
On capital outlay during 1922-23 and 1923-24 and half of 1924-25 Rs. 1,09,092 at the flat rate 5.85 per cent. 6,388		Total Net Revenue realized to end of the year as per No. 3 .. .. .	..
		Balance net interest charges ..	10,516
Total ..	10,516	Total ..	10,516

## No. 5.—Account of Indirect Charges for, and to end of, year 1924-25.

Particulars.	1924-1925.		Total.	Particulars.	1924-1925.		Total.
	Previous.	1924-1925.			Previous.	1924-1925.	
	Rs.	Rs.	Rs.				
<b>CAPITAL ACCOUNT.</b>				<b>REVENUE ACCOUNT.</b>			
1. Capitalized abatement of Land Revenue .. .. .	..	..	..				
2. Leave and Pension Allowances ..	2,476	406	2,882				
3. Audit and Accounts Establishment ..	820	150	970				
Total ..	3,296	556	3,852				

## GARKINO CANAL.

## CANAL PROJECT.

No. 6.—Statement comparing Capital Cost to end of 1924-25 with sanctioned Estimates.

Particulars.	Charges against closed sanctions.			Current sanctions.			Total charges to date against old and current sanctions.
	Expenditure against construction Estimate.	Expenditure against open Capital sanctions.	Total.	Charges to date.	Amount of sanctioned Estimate.	Unspent balance of Estimate.	
1	2	3	4	5	6	7	8
	Rs.	Rs.	Rs.	Rs.	Rs.	Rs.	Rs.
<b>DIRECT CHARGES.</b>							
Works .. ..	..	..	..	96,977	1,02,074	5,097	96,977
Establishment ..	..	..	..	20,592	21,946	1,354	20,592
Tools and Plant ..	..	..	..	636	1,531	895	636
Suspense Accounts ..	..	..	..	..	..	..	..
<b>Total ..</b>	..	..	..	<b>1,18,205</b>	<b>1,25,551</b>	<b>7,346</b>	<b>1,18,205</b>
<i>Less—Receipts on Capital Account ..</i>	..	..	..	..	..	..	..
<b>Net Total ..</b>	..	..	..	<b>1,18,205</b>	<b>1,25,551</b>	<b>7,346</b>	<b>1,18,205</b>
<b>INDIRECT CHARGES.</b>							
Capitalized abatement of Land Revenue ..	..	..	..	..	..	..	..
Leave and Pension Allowances ..	..	..	..	2,882	3,070	188	2,882
Audit and Accounts ..	..	..	..	970	1,021	51	970
<b>Total ..</b>	..	..	..	<b>3,852</b>	<b>4,091</b>	<b>239</b>	<b>3,852</b>
<b>GRAND TOTAL ..</b>	..	..	..	<b>1,22,057</b>	<b>1,29,642</b>	<b>7,585</b>	<b>1,22,057</b>

Revised Estimate sanctioned in G. R. (P.W.D.) No. 2965, dated 20th May 1924.

GADIKERI TANK.

TANK PROJECT.

No. 3.—Revenue Account for, and to end of, 1924-25.

Receipts.	TOTAL.			Charges.	TOTAL.		
	Previous.	1924-1925.	Total.		Previous.	1924-25.	Total.
	Rs.	Rs.	Rs.		Rs.	Rs.	Rs.
<b>I.—DIRECT RECEIPTS.</b>				<b>I.—EXTENSIONS AND IMPROVEMENTS.</b>			
1. Water-rates from Irrigation ..	8,959	..	8,959	II.—MAINTENANCE AND REPAIRS.			
				1. Head Works..	8,338	..	8,338
				2. Main Canals and Branches ..	1,643	100	1,743
6. Other canal produce ..	90	..	90	Total ..	9,981	100	10,081
				III.—COMPENSATION ..	..	..	..
Total ..	9,049	..	9,049	IV.—ESTABLISHMENT.			
				1 and 2 Direction and Accounts. }	4,034	178	4,212
<b>II.—INDIRECT RECEIPTS.</b>				3. Executive .. }			
Irrigation share of Land Revenue collected in the Civil Department.	{ 84,229	2,356	87,640	Total ..	4,034	178	4,212
	{ *1,055 }			V.—TOOLS AND PLANT ..	129	4	133
				Profit and Loss—			
				VI.—REFUNDS OF REVENUE.	2,021		2,021
				Total ..	16,165	282	16,447
				Share of collection charges in the Civil Department.	{ 9,322	236	9,663
				{ 105 }			
				Total Direct Charges ..	{ 25,487	518	26,110
				{ 105 }			
				Indirect Charges debitable to Revenue Account as per Account No. 5 ..	578	26	604
Total ..	85,284	2,356	87,640	Total Charges ..	{ 26,065	544	26,714
Total Receipts ..	94,333	2,356	96,689	{ 105 }			
				Balance Net Revenue ..	68,163	1,812	69,975
GRAND TOTAL ..	94,333	2,356	96,689	GRAND TOTAL ..	94,333	2,356	96,689

\*Difference for the year 1923-24 shown in the previous column as per Government memorandum No. P 22-3067. Railway dated 4th March 1925.

N.B.—Last Capital Account detailed in the Administrative Accounts for 1905-06.

Construction estimate closed on 31st March 1882—vide G.R. No. 1411, dated 12th September 1893.

Completion report approved in G.R. No. 101, dated 18th January 1894.

## GADIKERI TANK.

## TANK PROJECT.

*No. 4.—Interest Account for, and to end of, 1924-25.*

	Amount.		Amount.
	Rs.		Rs.
Total interest charges to end of 1923-24 .. ..	20,105	Net Revenue realized to end of 1923-24 as per No. 3 ..	68,163
Interest charges for the year 1924-25 .. ..	544	Net Revenue realized during 1924-25 as per No. 3 ..	1,812
On Rs. 16,363 outlay to end of the year 1916-17 at the average rate 3.3252 per cent.	544	Total Net Revenue realized to end of the year as per No. 3 .. ..	69,975
Subsequent outlay .. ..	Nil	Balance net interest charges ..	—49,326
Total ..	20,649	Total ..	20,649

*No 5.—Account of Indirect Charges for, and to end of, year 1924-25.*

Particulars.	Previous.	1924-25.	Total.	Particulars.	1924-25.		Total.
					Rs.	Rs.	
CAPITAL ACCOUNT.				REVENUE ACCOUNT.			
				2. Leave and Pension Allowances ..	564	25	589
				3. Audit and Accounts Establishment ..	14	1	15
				Total ..	578	26	604

## MAVINKOP TANK.

## TANK PROJECT.

No. 3.—Revenue Account for, and to end of, 1924-25.

Receipts.	TOTAL.			Charges.	TOTAL.		
	Previous.	1924-1925.	Total.		Previous.	1924-25.	Total.
	Rs.	Rs.	Rs.		Rs.	Rs.	Rs.
<b>I.—DIRECT RECEIPTS.</b>				<b>I.—EXTENSIONS AND IMPROVEMENTS.</b>			
5. Plantations ..				1. Head Works ..	1,440	..	1,440
5. Other canal produce. }	28		28	3. Distributaries..	158	..	158
1. Miscellaneous receipts ..	169	..	169	Total ..	1,598	..	1,598
Total ..	197	..	197				
<b>I.—INDIRECT RECEIPTS.</b>				<b>II.—MAINTENANCE AND REPAIRS.</b>			
Irrigation share of Land Revenue collected in the Civil Department	69,229	1,846	71,075	1. Head Works ..	4,223	..	4,223
				2. Main Canals and Branches ..	2,861	90	2,951
				3. Distributaries..	348	..	348
				Total ..	7,432	90	7,522
				<b>III.—COMPENSATION</b> ..	..	..	..
				<b>IV.—ESTABLISHMENT.</b>			
				1 and 2. Direction and Accounts }	6,977	160	7,137
				3. Executive .. }			
				Total ..	6,977	160	7,137
Total ..	69,229	1,846	71,075				
Total Receipts ..	69,426	1,846	71,272	<b>V.—TOOLS AND PLANT</b> ..	203	3	206
Carried over ..	69,426	1,846	71,272	Carried over ..	16,210	253	16,436

## MAVINKOP TANK.

## TANK PROJECT.

No. 3.—Revenue Account for, and to end of, 1924-25.

Receipts.	TOTAL.			Charges.	TOTAL.		
	Previous.	1924-1925.	Total.		Previous.	1924-1925.	Total.
	Rs.	Rs.	Rs.		Rs.	Rs.	Rs.
Brought forward ..	69,426	1,846	71,272	Brought forward ..	16,210	253	16,463
				Profit and Loss—	..	..	..
				VI.—REFUNDS OF REVENUE.	..	..	..
				Total ..	16,210	253	16,463
				Share of collection charges in the Civil Department.	6,932	185	7,117
				Total Direct Charges ..	23,142	438	23,580
				Indirect Charges debitable to Revenue Account as per Account No. 5 ..	990	23	1,013
				Total Charges ..	24,132	461	24,593
				Balance Net Revenue ..	45,294	1,385	46,679
GRAND TOTAL ..	69,426	1,846	71,272	GRAND TOTAL ..	69,426	1,846	71,272

*N.B.*—Last Capital Account detailed in the Administrative Accounts for 1901-1902.  
Construction estimate closed on 31st March 1882—*vide* G.R. No. 1411, dated 12th September 1893.  
Completion report approved in G.R. No. 1138, dated 16th July 1894.

MAVINKOP TANK.

TANK PROJECT.

No. 4.—Interest Account for, and to end of, 1924-25.

	Amount.		Amount.
	Rs.		Rs.
Total interest charges to end of 1923-1924 .. .. .	49,098	Net Revenue realized to end of 1923-1924 as per No. 3 .. .. .	45,294
Interest charges for the year 1924-1925 .. .. .	1,004	Net Revenue realized during 1924-1925 as per No. 3 .. .. .	1,385
On Rs. 30,185 outlay to end of the year 1916-17 at the average rate 3'3252 per cent. Subsequent outlay—	Rs. 1,004	Total Net Revenue realized to end of the year as per No. 3 .. .. .	46,679
		Balance net interest charges .. .. .	3,423
Total ..	50,102	Total ..	50,102

No. 5.—Account of Indirect Charges for, and to end of, year 1924-25.

Particulars.	Previous.	1924-1925.	Total.	Particulars.	Previous.	1924-1925.	Total.
	Rs.	Rs.	Rs.		Rs.	Rs.	Rs.
CAPITAL ACCOUNT.				REVENUE ACCOUNT.			
				2. Leave and Pension Allowances ..	977	22	999
				3. Audit and Accounts Establishment .. .. .	13	1	14
				Total ..	990	23	1,013



## SHAHADA CHANNEL.

## CANAL PROJECT.

No. 2.—Capital Account for, and to end of, 1924-25.

Heads of Account.	Direct Charges.			Cost of Construction as now estimated. (Construction estimate closed during 1921-1922.)	Expenditure against closed estimates.
	Previous.	1924-1925.	Total.		
1	2	3	4	5	6
<b>I.—WORKS.</b>	Rs.	Rs.	Rs.	Rs.	Rs.
<b>(1) HEAD WORKS.</b>					
O. Miscellaneous .. ..	40	..	40	..	..
<b>Total Head Works ..</b>	40	..	40	..	..
<b>(2) MAIN CANALS AND BRANCHES.</b>					
B. Land .. ..	156	7,890	8,046	..	..
D. Regulators .. ..	..	1,377	1,377	..	..
F. (1) Other cross drainage Work ..	..	5,992	5,992	..	..
G. Bridges .. ..	1,186	702	1,888	..	..
L. Earth-work .. ..	..	3,056	3,056	..	..
O. Miscellaneous .. ..	91	377	468	..	..
<b>Total Main Canals and Branches ..</b>	1,433	19,394	20,827	..	..
Unclassified Outlay ..	29,535	..	29,535	29,535	29,535
<b>Total I.—Works ..</b>	31,008	19,394	50,402	53,995*	29,535
<b>II.—ESTABLISHMENT.</b>					
1 and 2. Direction and Accounts ..	} 32,505	3,946	36,451	37,420	32,161
3. Executive .. ..		..	..	..	..
4. Medical .. ..		..	..	..	..
5. Special Survey .. ..		..	..	..	..
<b>Total Establishment ..</b>	32,505	3,946	36,451	37,420	32,161
<b>III.—TOOLS AND PLANT ..</b>	400	742	1,142	702	335
<b>Grand Total ..</b>	63,913	24,082	87,995	92,117	62,031
V.—Less—Receipts on Capital Account	..	..	..	..	..
<b>Net Outlay ..</b>	63,913	24,082	87,995	92,117	62,031

\* Details of Rs. 24,460 under "Current sanctions" are awaited from the Executive Engineer.

## SHAHADA CHANNEL.

## CANAL PROJECT.

*No. 2.—Capital Account for, and to end of, 1924-25.*

Heads of Account.	Direct Charges.			Cost of Construction as now estimated. (Construction estimate closed during 1921-22.)	Expenditure against closed estimates.
	Previous.	1924-25.	Total:		
1	2	3	4	5	6
	Rs.	Rs.	Rs.	Rs.	Rs.
<i>Apportionment.</i>					
Chargeable to 55, Construction of Irrigation Works, Provincial ..	1,882	24,082	25,964	30,086	..
Chargeable to 15, Other Revenue Expenditure .. ..	62,031	..	62,031	62,031	62,031
Total ..	63,913	24,082	87,995	92,117	62,031

## SHAHADA CHANNEL.

## CANAL PROJECT.

No. 3.—Revenue Account for, and to end of, 1924-25.

Receipts.	TOTAL.			Charges.	TOTAL.		
	Previous.	1924-25.	Total.		Previous.	1924-25.	Total.
	Rs.	Rs.	Rs.		Rs.	Rs.	Rs.
<b>I.—DIRECT RECEIPTS.</b>				<b>I.—EXTENSIONS AND IMPROVEMENTS.</b>			
1. Water - rates from Irrigation ..	8,520	6,430	14,950				
3. Sales of water ..	25	..	25	M. Canals and Branches ..	2,052	2,014	4,066
6. Other canal produce ..	31	6	37				
10. Fines ..	91	41	132	Total ..	2,052	2,014	4,066
11. Miscellaneous receipts ..	50	57	107				
12. Deduct Refunds.	71	..	71	<b>II.—MAINTENANCE AND REPAIRS.</b>			
Total ..	8,646	6,534	15,180	1. Head Works ..	640	98	738
				2. Main Canals and Branches ..	85	335	420
<b>II.—INDIRECT RECEIPTS.</b>				3. Distributaries ..	9	..	9
Irrigation share of Land Revenue collected in the Civil Department.	11,519	5,958	17,477	Total ..	734	433	1,167
				<b>III.—COMPENSATION.</b>			
				<b>IV.—ESTABLISHMENT.</b>			
				1 and 2. Direction and Accounts, 3. Executive ..	2,403	1,770	4,173
Total ..	11,519	5,958	17,477	Total ..	2,403	1,770	4,173
Total Receipts ..	20,165	12,492	32,657	<b>V.—TOOLS AND PLANT ..</b>	120	94	214
Carried over ..	20,165	12,492	32,657	Carried over ..	5,309	4,311	9,620

ADMINISTRATIVE ACCOUNTS FOR THE YEAR 1924-25.

157

SHAHADA CHANNEL.

CANAL PROJECT.

No. 3.—Revenue Account for, and to end of, 1924-25.

Receipts.	TOTAL.			Charges.	TOTAL.		
	Previous.	1924-25.	Total.		Previous.	1924-25.	Total.
	Rs.	Rs.	Rs.		Rs.	Rs.	Rs.
Brought forward..	20,165	12,492	32,657	Brought forward..	5,309	4,311	9,620
				Profit and Loss—	..	..	..
				VI.—REFUNDS OF REVENUE..	..	..	..
				Suspense Account.	..	..	..
				Total ..	5,309	4,311	9,620
				Share of Collection Charges in the Civil Department.	1,580	924	2,504
				Total Direct Charges ..	6,889	5,235	12,124
				Indirect Charges debitable to Revenue Account as per Account No. 5 ..	364	272	636
				Total Charges ..	7,253	5,507	12,760
				Balance Net Revenue ..	12,912	6,985	19,897
GRAND TOTAL ..	20,165	12,492	32,657	GRAND TOTAL ..	20,165	12,492	32,657

N.B.—Construction Estimate closed during 1921-22.

Completion Report approved in G.R. No. 1918, dated 9th June 1923.

## SHAHADA CHANNEL.

## CANAL PROJECT.

No. 4.—Interest Account for, and to end of, 1924-25.

	Amount			Amount	
		Rs.			Rs.
Total interest charges to end of 1923-24 .. .. .		4,227	Net Revenue realized to end of 1923-24 as per No. 3 .. .. .		12,912
Interest charges for the year 1924-25 .. .. .		2,904	Net Revenue realized during 1924-25 as per No. 3 .. .. .		6,985
On Rs. 60,981 outlay to end of the year 1916-17 at the average rate 3·3252 per cent. .. .. .	Rs.	2,028	Total Net Revenue realized to end of the year as per No. 3 .. .. .		19,897
On subsequent outlay Rs. 14,973 from 1917-18 to 1923-24 and half of 1924-25 at the average rate 5·85 per cent. .. .. .		876	Balance net interest charges .. .. .		-12,766
Total .. .. .		7,131	Total .. .. .		7,131

No. 5.—Account of Indirect Charges for, and to end of, 1924-25.

Particulars.	Previous.	1924-25.	Total.	Particulars.	Previous.	1924-25.	Total.
<b>CAPITAL ACCOUNT.</b>				<b>REVENUE ACCOUNT.</b>			
1. Capitalized abatement of Land Revenue .. .. .	..	1,232	1,232	1. Capitalized abatement of Land Revenue .. .. .	..	..	..
2. Leave and Pension Allowances .. .. .	4,551	552	5,103	2. Leave and Pension Allowances .. .. .	336	248	584
3. Audit and Accounts Establishment .. .. .	15	194	209	3. Audit and Accounts Establishment .. .. .	28	24	52
Total .. .. .	4,566	1,978	6,544	Total .. .. .	364	272	636

## SHAHADA CHANNEL.

No. 6.—Statement comparing Capital Cost to end of 1924-25 with sanctioned Estimates.

Particulars.	Charges against closed sanctions.			Current sanctions.			Total charges to date against old and current sanctions.
	Expenditure against construction Estimate.	Expenditure against open Capital sanctions.	Total.	Charges to date.	Amount of sanctioned Estimate.	Unspent balance of Estimate.	
1	2	3	4	5	6	7	8
	Rs.	Rs.	Rs.	Rs.	Rs.	Rs.	Rs.
<b>DIRECT CHARGES.</b>							
Works .. ..	29,535	...	29,535	20,867	24,460	3,593	50,402
Establishment ..	32,161	...	32,161	4,290	5,259	969	36,451
Tools and Plant ..	335	...	335	807	367	—440	1,142
Suspense Accounts ..	...	...	...	...	...	...	...
Total ..	62,031	...	62,031	25,964	30,086	4,122	87,995
Less—Receipts on Capital Account ..	...	...	...	...	...	...	...
Net Total ..	62,031	...	62,031	25,964	30,086	4,122	87,995
<b>INDIRECT CHARGES.</b>							
Capitalized abatement of Land Revenue ..	...	...	...	1,232	...	—1,232	1,232
Leave and Pension Allowances ..	4,503	...	4,503	600	736	136	5,103
Audit's and Accounts charges ..	...	...	...	209	245	36	209
Total ..	4,503	...	4,503	2,041	981	—1,060	6,544
<b>GRAND TOTAL</b> ..	<b>66,534</b>	<b>...</b>	<b>66,534</b>	<b>28,005</b>	<b>31,067</b>	<b>3,062</b>	<b>94,539</b>

Estimates sanctioned in G. R. (P. W. D.) No. 4243, dated 18th November 1924. Rs. 20,077.

Do. approved in G. M. No. 4789 dated 24th March 1924 .. .. Rs. 10,990.

31,067

## MAHIWAH CANAL.

## CANAL PROJECT.

No. 2.—Detailed Account of Capital Expenditure for, and to end of, 1924-25.

Heads of Account.	Direct Charges.			Cost of construction as now estimated (construction estimate closed on 30th Aug. 1922).	Expenditure against closed estimates.
	Previous.	1924-25.	Total.		
1	2	3	4	5	6
<b>I.—WORKS.</b>					
<b>(2) MAIN CANALS AND BRANCHES.</b>					
B. Land .. ..	62,933	..	62,933	62,933	62,933
D. Regulators .. ..	1,65,203	..	1,65,203	1,65,203	1,65,203
E. Falls and Weirs .. ..	8,272	..	8,272	8,272	8,272
G. Bridges .. ..	44,200	3,052	47,252	47,269	44,200
K. Buildings .. ..	34,288	..	34,288	34,288	34,288
L. Earth-work .. ..	4,14,441	..	4,14,441	4,14,441	4,14,441
Total Main Canals and Branches ..	7,29,337	3,052	7,32,389	7,32,406	7,29,337
<b>(3) DISTRIBUTARIES.</b>					
C. Works .. ..	69,822	..	69,822	69,822	69,822
L. Earth-work .. ..	79,871	..	79,871	79,871	79,871
Total Distributaries ..	1,49,693	..	1,49,693	1,49,693	1,49,693
<b>(4) DRAINAGE AND PROTECTIVE WORKS.</b>					
B. Land .. ..	4,210	..	4,210	4,210	4,210
C. Works .. ..	50,954	..	50,954	50,954	50,954
L. Earth-work .. ..	2,04,631	..	2,04,631	2,04,631	2,04,631
Total Drainage and Protective Works..	2,59,795	..	2,59,795	2,59,795	2,59,795
Total I—Works ..	11,38,825	3,052	11,41,877	11,41,894	11,38,825
<b>II.—ESTABLISHMENT.</b>					
1 and 2. Direction and Accounts ..	2,46,031	592	2,46,623	2,46,691	2,46,031
3. Executive .. ..					
Total Establishment ..	2,46,031	592	2,46,623	2,46,691	2,46,031
Carried over ..	13,84,856	3,644	13,88,500	13,38,585	13,84,856

## MAHIWAH CANAL

## CANAL PROJECT.

No. 2.—Capital Account for, and to end of, 1924-25.

Heads of Account.	Direct Charges.			Cost of Construction as now estimated. (Construction estimate closed on 30th Aug. 1922).	Expenditure against closed estimates.
	Previous.	1924-25.	Total.		
1	2	3	4	5	6
	Rs.	Rs.	Rs.	Rs.	Rs.
Brought forward ..	13,84,856	3,644	13,88,500	13,88,585	13,84,856
III.—TOOLS AND PLANT ..	9,649	34	9,683	9,695	9,649
IV.—Suspense Accounts ..	..	..	..	..	..
GRAND TOTAL ..	13,94,505	3,678	13,98,183	13,98,280	13,94,505
V.—Less—Receipts on Capital Account.	6	..	6	6	6
Net Outlay ..	13,94,499	3,678	13,98,177	13,98,274	13,94,499
<i>Apportionment.</i>					
Chargeable to 49—Irrigation ..	13,80,892	..	13,80,892	13,80,892	13,80,892
Chargeable to 55—Construction of Irrigation Works—Provincial ..	13,607	3,678	17,285	17,382	13,607
Total ..	13,94,499	3,678	13,98,177	13,98,274	13,94,499



## MAHIWAH CANAL.

## CANAL PROJECT.

No. 3.—Revenue Account for, and to end of, 1924-25.

Receipts.	TOTAL.			Charges.	TOTAL.		
	Previous.	1924-25.	Total.		Previous.	1924-25.	Total.
	Rs.	Rs.	Rs.		Rs.	Rs.	Rs.
<b>I.—DIRECT RECEIPTS.</b>				<b>I.—EXTENSIONS AND IMPROVEMENTS.</b>			
1. Water-rates from Irrigation ..	5,631	22	5,653	2. Main Canals and Branches ..	1,37,474	—88	1,37,386
3. Sales of water ..	6	375	381	3. Distributaries.	12,329	..	12,329
5. Plantations ..	532	11	543				
6. Other canal produce ..	9,198	152	9,350	Total ..	1,49,803	—88	1,49,715
9. Rents of buildings ..	398	1	399				
10. Fines ..	12,251	203	12,459	<b>II.—MAINTENANCE AND REPAIRS.</b>			
11. Miscellaneous receipts ..	20,889	772	21,661	2. Main Canals and Branches ..	11,04,539	2,71,549	13,76,088
12. <i>Deduct—</i> Refunds.	1,036	315	1,401	3. Distributaries..	8,189	..	8,189
Total ..	47,819	1,226	49,045	Total ..	11,12,728	2,71,549	13,84,277
<b>II.—INDIRECT RECEIPTS.</b>							
Irrigation share of Land Revenue collected in the Civil Department.	11,21,437	65,529	11,86,966	<b>III.—COMPENSATION.</b>	..	..	..
4 per cent. on 9/10ths of the proceeds from sales of occupancy rights per Govt. of India Nos. 53 and 58-A. 1., dated respectively 20th June and 1st August 1889, communicated in Government Resolution No. 1209, dated 10th July, and No. 1913, dated 7th November 1889 ..	61,269	3,970	65,239	<b>IV.—ESTABLISHMENT.</b>			
Total ..	11,82,706	69,499	12,52,205	1 and 2. Direction and Accounts. } 3. Executive ..	1,74,174	52,647	2,26,821
Total Receipts ..	12,30,525	70,725	13,01,250	Total ..	1,74,174	52,647	2,26,821
Carried over ..	12,30,525	70,725	13,01,250	<b>V.—TOOLS AND PLANT</b>	10,148	3,065	13,213
				Carried over ..	14,46,853	3,27,173	17,74,026

## MAHIWAH CANAL.

## CANAL PROJECT.

## No. 3.—Revenue Account for, and to end of, 1924-25.

Receipts.	TOTAL.			Charges.	TOTAL.		
	Previous.	1924-25.	Total.		Previous.	1924-25.	Total.
	Rs.	Rs.	Rs.		Rs.	Rs.	Rs.
Brought forward..	12,30,525	70,725	13,01,250	Brought forward..	14,46,853	3,27,173	17,74,026
<i>Note.</i> —Loss to the canal on account of difference between assessment of water-rates on jaghir lands and assessment at the ordinary rates in force for Government lands noted here per Government of India Letter No. 233-I., dated 14th June 1883, communicated under Government Resolution No. 400, dated 11th August 1883.				VI.—R E FUNDS OF REVENUE..	210	..	210
				<i>Deduct</i> --Receipts on Revenue account.	23	...	23
				Total ..	14,47,040	3,27,173	17,74,213
				Share of Collection Charges in the Civil Department.	61,556	3,914	65,470
				Total direct charges ..	15,08,596	3,31,087	18,39,683
To end of 1923-24	Rs. 95,680			Indirect Charges debitable to Revenue Account as per Account No. 5 ..	30,632	10,086	* 40,718
Loss for 1924-25.	..			Total Charges	15,39,228	3,41,173	18,80,401
Total ..	95,680			Balance Net Revenue ..	-3,08,703	-2,70,448	-5,79,151
GRAND TOTAL ..	12,30,525	70,725	13,01,250	GRAND TOTAL ..	12,30,525	70,725	13,01,250

*N.B.*—Construction Estimate closed on 30th August 1922 *vide* Memorandum No. S.—47, dated 30th August 1922. Completion Report passed by the Finance Department, *vide* G. M. (P. W. D.) No. S.—47-I., dated 30th August 1922.

## MAHIWAH CANAL.

## CANAL PROJECT.

*No. 4.—Interest Account for, and to end of, 1924-25.*

	Amount. Rs.		Amount. Rs.
Total interest charges to end of 1923-1924 .. .. .	10,16,628	Net Revenue realized to end of 1923-1924 as per No. 3 .. .. .	—3,08,703
Interest charges for the year 1924-1925 .. .. .	46,817	Net Revenue realized during 1924-1925 as per No. 3 .. .. .	—2,70,448
On Rs. 13,81,060 outlay to end of the year 1916-17 at the average rate 3·3252 per cent. ..	45,923	Total Net Revenue realized to end of the year as per No. 3 .. .. .	—5,79,151
On subsequent outlay Rs. 15,278 (from 1917-18 to 1923-24 and half of 1924-25) at the flat rate 5·85 per cent. ..	894	Balance net interest charges ..	16,42,596
Total ..	10,63,445	Total ..	10,63,445

*No. 5.—Account of Indirect Charges for, and to end of, year 1924-25.*

Particulars.	Previous.	1924-25.	Total.	Particulars.	Previous.	1924-25.	Total.
	Rs.	Rs.	Rs.		Rs.	Rs.	Rs.
<b>CAPITAL ACCOUNT.</b>				<b>REVENUE ACCOUNT.</b>			
1. Capitalized abatement of Land Revenue ..	24,649	..	24,649	1. Capitalized abatement of Land Revenue ..	3,518	..	3,518
2. Leave and Pension Allowances ..	34,444	83	34,527	2. Leave and Pension Allowances ..	24,383	7,371	31,754
3. Audit and Accounts Establishment ..	113	31	144	3. Audit and Accounts Establishment ..	2,731	2,715	5,446
Total ..	59,206	114	59,320	Total ..	30,632	10,086	40,718

## MAHIWAH CANAL.

## CANAL PROJECT.

No. 6.—Statement comparing Capital Cost to end of 1924-25 with sanctioned Estimates.

Particulars.	Charges against closed sanctions.			Current sanctions.			Total charges to date against old and current sanctions.
	Expenditure against construction Estimate.	Expenditure against open Capital sanctions.	Total.	Charges to date.	Amount of sanctioned Estimate.	Unspent balance of Estimate.	
1	2	3	4	5	6	7	8
	Rs.	Rs.	Rs.	Rs.	Rs.	Rs.	Rs.
<b>DIRECT CHARGES.</b>							
Works ..	11,27,521	11,304	11,38,825	3,052	30,69	17	11,41,877
Establishment ..	2,43,877	2,154	2,46,031	592	660	68	2,46,623
Tools and Plant ..	9,500	149	9,649	34	46	12	9,683
Total ..	13,80,898	13,607	13,94,505	3,678	3,775	97	13,98,183
Less—Receipts on Capital Account ..	6	...	6	...	...	...	6
Net Total ..	13,80,892	13,607	13,94,499	3,678	3,775	97	13,98,177
<b>INDIRECT CHARGES.</b>							
Capitalized abatement of Land Revenue ..	24,649	...	24,649	...	...	...	24,649
Leave and Pension Allowances ..	34,143	301	34,444	83	92	9	34,527
Audit and Accounts ..	...	113	113	31	30	—1	144
Total ..	58,792	414	59,206	114	122	8	59,320
<b>GRAND TOTAL ..</b>	<b>14,39,684</b>	<b>14,021</b>	<b>14,53,705</b>	<b>3,792</b>	<b>3,897</b>	<b>105</b>	<b>14,57,497</b>

Estimate approved in G. M. (P. W. D.) No. 3069, dated 7th August 1924.

## DAD CANAL.

## CANAL PROJECT.

No. 2.—Capital Account for, and to end of, 1924-25.

Heads of Account.	Direct Charges.			Cost of Construction as now estimated. (Construction estimate closed on 31st Mar. 1907.)	Expenditure against closed estimates.
	Previous.	1924-25.	Total.		
1	2	3	4	5	6
	Rs.	Rs.	Rs.	Rs.	Rs.
<b>(2) MAIN CANALS AND BRANCHES.</b>					
A. Preliminary Expenses ..	4,134	..	4,134	4,134	4,134
B. Land .. ..	39,338	..	39,338	39,338	39,338
D. Regulators .. ..	2,16,752	4,008	2,20,760	2,23,818	2,16,752
G. Bridges .. ..	91,352	..	91,352	91,352	91,352
H. Escapes .. ..	13,077	..	13,077	13,077	13,077
K. Buildings .. ..	93,965	..	93,965	93,965	93,965
L. Earth-work .. ..	14,18,551	..	14,18,551	14,18,551	14,18,551
O. Miscellaneous .. ..	7,086	..	7,086	7,086	7,086
Total Main Canals and Branches ..	18,84,255	4,008	18,88,263	18,91,321	18,84,255
<b>(3) DISTRIBUTARIES.</b>					
B. Land .. ..	2,600	..	2,600	5,738	20
C. Works .. ..	91,637	..	91,637	93,239	63,280
L. Earth-work .. ..	1,00,332	..	1,00,332	1,04,564	24,564
O. Miscellaneous .. ..	94,134	—554	93,580	80,198	—7,077
Total Distributaries ..	2,88,703	—554	2,88,149	2,83,739	80,787
<b>(4) DRAINAGE AND PROTECTIVE WORKS.</b>					
L. Earth-work .. ..	14,590	..	14,590	14,590	14,590
O. Miscellaneous .. ..	505	..	505	505	505
Total Drainage and Protective Works.	15,095	..	15,095	15,095	15,095
Total I—Works ..	21,88,053	3,454	21,91,507	21,90,155	19,80,137
Carried over ..	21,88,053	3,454	21,91,507	21,90,155	19,80,137

DAD CANAL.

CANAL PROJECT.

No. 2.—Capital Account for, and to end of, 1924-25.

Heads of Account.	Direct Charges.			Cost of Construction as now estimated. (Construction estimate closed on 31st Mar. 1907.)	Expenditure against closed estimates.
	Previous.	1924-25.	Total.		
1	2	3	4	5	6
	Rs.	Rs.	Rs.	Rs.	Rs.
Brought forward ..	21,88,053	3,454	21,91,507	21,90,155	19,80,137
<b>II.—ESTABLISHMENT.</b>					
1 and 2. Direction and Accounts ..	} 3,65,783	} 1,128	} 3,66,911	} 3,92,177	} 3,49,239
3. Executive .. ..					
4. Medical .. ..					
5. Special Survey .. ..					
Total Establishment...	3,78,504	1,128	3,79,632	3,92,177	3,49,239
III.—TOOLS AND PLANT ..	19,514	45	19,559	19,395	17,253
IV.—Suspense Accounts ..	..	..	..	..	..
Grand Total ..	25,86,071	4,627	25,90,698	26,01,727	23,46,629
V.—Less—Receipts on Capital Account	34	..	34	34	34
Net Outlay ..	25,86,037	4,627	25,90,664	26,01,693	23,46,595
<i>Apportionment.</i>					
Chargeable to 49—Irrigation ..	25,57,892	..	25,57,892	} 26,01,693	} 23,46,595
Chargeable to 43—Minor Works and Navigation ..	3,827	..	3,827		
Chargeable to 55—Construction of Irrigation Works—Provincial ..	24,318	4,627	28,945		
Total ..	25,86,037	4,627	25,90,664	26,01,693	23,46,595

168 PUBLIC WORKS DEPARTMENT, IRRIGATION BRANCH.

DAD CANAL.  
CANAL PROJECT.

No. 3.—Revenue Account for, and to end of, 1924-25.

Receipts.	TOTAL.			Charges.	TOTAL.		
	Previous.	1924-1925.	Total.		Previous.	1924-1925.	Total.
I.—DIRECT RECEIPTS.	Rs.	Rs.	Rs.	I.—EX TENSIONS AND IMPROVEMENTS.	Rs.	Rs.	Rs.
1. Water-rates from Irrigation ..	12,226	355	12,581	1. Head Works..	4,859	..	4,859
5. Plantations ..	8,630	322	8,952	2. Main Canals and Branches ..	90,744	—3,924	86,820
6. Other canal produce ..	2,767	282	3,049	3. Distributaries .	16,980	..	16,980
8. Navigation ..	110	..	110	4. Average expenditure before improvements ..	95,343	..	—95,343
9. Rents of buildings ..	4,246	54	4,300	Total ..	17,240	—3,924	13,316
10. Fines ..	4,480	321	4,801	II—MAINTENANCE AND REPAIRS.			
11. Miscellaneous receipts ..	11,588	35	11,623	2. Main Canals and Branches ..	14,44,743	1,30,556	15,75,299
12. Deduct—R e-funds ..	—15	—4	—19	3. Distributaries.	66,926	11,007	77,933
Total ..	44,062	1,373	43,435	Total ..	15,11,669	1,41,563	16,53,232
II.—INDIRECT RECEIPTS.				III.—COMPEN-SATION.	..	..	..
Irrigation share of Land Revenue collected in the Civil Department.	33,85,986	2,75,807	36,61,793	IV—ESTAB-LISHMENT.			
4 per cent. on 9/10ths of the proceeds from sales of occupancy rights per Govt. of India Nos. 53 and 58-A. I., dated respectively 20th June and 1st August 1889, communicated in Government Resolution No. 1209, dated 10th July and No. 1913, dated 7th November 1889.	1,43,810	8,804	1,52,614	1. and 2. Direc-tion and Accounts. } 5,25,303	45,904	5,71,207	
Total ..	35,29,796	2,84,611	33,14,407	3. Executive .. }	5,25,303	45,904	5,71,207
Total Receipts ..	35,73,858	2,85,984	38,59,842	Total ..	5,25,303	45,904	5,71,207
Carried over ..	35,73,858	2,85,984	33,59,842	V.—T O O L S AND PLANT ..	16,800	1,861	18,661
				Carried over ..	20,71,012	1,85,404	21,96,416

ADMINISTRATIVE ACCOUNTS FOR THE YEAR 1924-25. 169

DAD CANAL:

CANAL PROJECT.

No. 3.—Revenue Account for, and to end of, 1924-25.

Receipts.	TOTAL.			Charges.	TOTAL.		
	Previous.	1924-25.	Total.		Previous	1924-25.	Total.
	Rs.	Rs.	Rs.		Rs.	Rs.	Rs.
Brought forward..	35,73,858	2,85,984	38,59,842	Brought forward..	20,71,012	1,85,404	21,96,416
<p><i>Note.</i>—Loss to the canal on account of difference between assessment of water-rates on jaghir lands and assessment at the ordinary rates in force for Government lands noted here per Government of India Letter No. 233-I., dated 14th June 1883, communicated under Government Resolution No. 400, dated 11th August 1883.</p>				VI. — REFUNDS OF REVENUE...	518	..	518
				Suspense Account.	1,465	..	1,465
				Deduct Recoveries on Revenue Account ..	262	..	262
				Total ..	20,72,733	1,85,404	22,58,137
				Share of Collection Charges in the Civil Department.	1,83,361	16,599	1,99,960
				Total direct charges.	22,56,094	2,02,003	24,58,097
				Indirect Charges debitable to Revenue Account as per No. 5 ..	78,947	8,303	87,250
				Total Charges ..	23,35,041	2,10,306	25,45,347
				Balance Net Revenue ..	12,38,817	75,678	13,14,495
	GRAND TOTAL ..	35,73,858	2,85,984	38,59,842	GRAND TOTAL ..	35,73,858	2,85,984
To end of 1923-24.	Rs. 4,58,366						
Loss for 1924-25.	18,785						
Total..	4,77,151						

N. B.—Construction Estimate closed on 31st March 1902—vide G. R. No. 2191, dated 17th August 1908. Completion Report approved in G. R. No. 1054, dated 30th April 1910.



## DAD CANAL.

## CANAL PROJECT.

*No. 4.—Interest Account for, and to end of, 1924-25.*

	Amount- Rs.		Amount- Rs.
Total interest charges to end of 1923-1924 .. .. .	20,07,234	Net Revenue realized to end of 1923-24 as per No. 3 .. .. .	12,38,817
Interest charges for the year 1924-1925 .. .. .	86,364	Net Revenue realized during 1924-25 as per No. 3 .. .. .	75,678
On Rs. 25,76,626 outlay to end of the year 1916-17 at the average rate 3.3252 per cent. ..	Rs. 85,678	Total Net Revenue realized to end of the year as per No. 3 .. .. .	13,14,495
On subsequent outlay Rs. 11,724 (from 1917-18 to 1923-24 and half of 1924-25) at the flat rate 5.85 per cent. ..	686	Balance net interest charges .. .. .	7,79,103
Total .. .. .	20,93,598	Total .. .. .	20,93,598

*No. 5.—Account of Indirect Charges for, and to end of, 1924-25.*

Particulars.	Previous.	1924-25.	Total.	Particulars.	Previous.	1924-25.	Total.
	Rs.	Rs.	Rs.		Rs.	Rs.	Rs.
<b>CAPITAL ACCOUNT.</b>				<b>REVENUE ACCOUNT.</b>			
1. Capitalized abatement of Land Revenue ..	41,453	..	41,453	1. Capitalized abatement of Land Revenue ..	2,767	..	2,767
2. Leave and Pension Allowances ..	52,992	158	53,150	2. Leave and Pension Allowances ..	73,543	6,927	80,470
3. Audit and Accounts Establishment ..	177	35	212	3. Audit and Accounts Establishment ..	2,637	1,376	4,015
Total .. .. .	94,622	193	94,815	Total .. .. .	78,947	8,303	87,250

DAD CANAL.

CANAL PROJECT.

No. 6.—Statement comparing Capital Cost to end of 1924-25 with sanctioned Estimates.

Particulars.	Charges against closed sanctions.			Current Sanctions.			Total charges to date against old and current sanctions.
	Expenditure against construction Estimate.	Expenditure against open Capital sanctions.	Total.	Charges to date.	Amount of sanctioned Estimate.	Unspent balance of Estimate.	
1	2	3	4	5	6	7	8
	Rs.	Rs.	Rs.	Rs.	Rs.	Rs.	Rs.
<b>DIRECT CHARGES.</b>							
Works .. .. .	18,99,648	80,489	19,80,137	2,11,370	2,10,018	—1,352	21,91,507
Establishment ..	3,16,663	32,576	3,49,239	30,393	42,938	12,545	3,79,632
Tools and Plant ..	16,579	674	17,253	2,306	2,142	—164	19,559
Suspense Accounts ..	..	..	..	..	..	..	..
<b>Total ..</b>	<b>22,32,890</b>	<b>1,13,739</b>	<b>23,46,629</b>	<b>2,44,069</b>	<b>2,55,098</b>	<b>11,029</b>	<b>25,90,698</b>
Less—Receipts on Capital Account ..	34	..	34	..	..	..	34
<b>Net Total ..</b>	<b>22,32,856</b>	<b>1,13,739</b>	<b>23,46,595</b>	<b>2,44,069</b>	<b>2,55,098</b>	<b>11,029</b>	<b>25,90,664</b>
<b>INDIRECT CHARGES.</b>							
Capitalized abatement of Land Revenue ..	40,168	1,110	41,278	175	3,025	2,850	41,453
Leave and Pension Allowances ..	44,333	4,558	48,891	4,259	6,012	1,753	53,150
Audit and Accounts ..	...	199	199	13	71	58	212
<b>Total ..</b>	<b>84,501</b>	<b>5,867</b>	<b>90,368</b>	<b>4,447</b>	<b>9,108</b>	<b>4,661</b>	<b>94,815</b>
<b>GRAND TOTAL ..</b>	<b>23,17,357</b>	<b>1,19,606</b>	<b>24,36,963</b>	<b>2,48,516</b>	<b>2,64,206</b>	<b>15,690</b>	<b>26,85,479</b>

Revised Estimate of the Ren Distributary sanctioned by the Government of India, vide No. 979-I., dated 29th June 1914, communicated in G. R. No. W.I.—9017, dated 12th August 1914 .. .. . Rs. 2,55,231  
 G. R. (P. W. D.), No. 6747, dated 7th December 1924 .. .. . 8,975  
**2,64,206**

## NASRAT CANAL.

## CANAL PROJECT.

No. 2.—Capital Account for, and to end of, 1924-25.

Hads of Account.	Direct Charges.			Cost of Construction as now estimated. (Construction estimate closed on 31st Mar. 1907.)	Expenditure against closed estimates.
	Previous.	1924-25.	Total.		
1	2	3	4	5	6
	Rs.	Rs.	Rs.	Rs.	Rs.
<b>I.—WORKS.</b>					
<b>(2) MAIN CANALS AND BRANCHES.</b>					
A. Preliminary Expenses ..	1,653	..	1,653	1,653	1,653
B. Land .. ..	40,941	..	40,941	40,941	40,941
D. Regulators .. ..	1,84,574	..	1,84,574	1,84,574	1,84,574
C. Bridges .. ..	67,852	..	67,852	67,852	67,852
K. Buildings .. ..	69,315	..	69,315	69,315	69,315
L. Earth-work .. ..	9,78,967	..	9,78,967	9,78,967	9,78,967
O. Miscellaneous .. ..	4,430	..	4,430	4,430	4,430
Total Main Canals and Branches ..	13,47,732	..	13,47,732	13,47,732	13,47,732
<b>(3) DISTRIBUTARIES.</b>					
B. Land .. ..	576	..	576	576	576
C. Works .. ..	1,42,565	..	1,42,565	1,42,565	1,42,565
L. Earth-work .. ..	73,188	..	73,188	73,188	73,188
O. Miscellaneous .. ..	-20,620	-62	-20,682	-20,682	-20,682
Total Distributaries ..	1,95,709	-62	1,95,647	1,95,647	1,95,647
<b>(4) DRAINAGE AND PROTECTIVE WORKS.</b>					
L. Earth-work .. ..	4,398	..	4,398	4,398	4,398
O. Miscellaneous .. ..	377	..	377	377	377
Total Drainage and Protective Works.	4,775	..	4,775	4,775	4,775
Total I.—Works ..	15,48,216	-62	15,48,154	15,48,154	15,48,154
Carried over ..	15,48,216	-62	15,48,154	15,48,154	15,48,154

## NASRAT CANAL

## CANAL PROJECT.

## No. 2.—Capital Account for, and to end of, 1924-25.

Heads of Account.	Direct Charges.			Cost of Construction as now estimated. (Construction estimate closed on 31st Mar. 1907.)	Expenditure against closed estimates.
	Previous.	1924-25.	Total.		
1	2	3	4	5	6
	Rs.	Rs.	Rs.	Rs.	Rs.
Brought forward ..	15,48,216	—62	15,48,154	15,48,154	15,48,154
<b>II.—ESTABLISHMENT.</b>					
1, and 2. Direction and Accounts ..	} 2,52,350	—20	2,52,330	2,52,330	2,52,330
3. Executive ..		..	1,263	1,263	1,263
5. Special Survey ..		..	..	..	..
Total Establishment ..	2,53,613	—20	2,53,593	2,53,593	2,53,593
III.—TOOLS AND PLANT ..	6,894	—1	6,893	6,893	6,893
IV.—Suspense Accounts ..	..	..	..	..	..
Grand Total ..	18,08,723	—83	18,08,640	18,08,640	18,08,640
V.—Less—Receipts on Capital Account.	158	..	158	158	158
Net Outlay ..	18,08,565	—83	18,08,482	18,08,482	18,08,482
<i>Apportionment.</i>					
Chargeable to 49—Irrigation ..	18,04,834	..	18,04,834	18,04,834	18,04,834
Chargeable to 55—Construction of Irrigation Works—Provincial ..	3,731	—83	3,648	3,648	3,648
Total ..	18,08,565	—83	18,08,482	18,08,482	18,08,482

## NASRAT CANAL.

## CANAL PROJECT.

No. 3.—Revenue Account for, and to end of, 1924-25.

Receipts.	TOTAL.			Charges.	TOTAL.		
	Previous.	1924-25.	Total.		Previous.	1924-25.	Total
	Rs.	Rs.	Rs.		Rs.	Rs.	Rs.
<b>I.—DIRECT RECEIPTS.</b>				<b>I.—EXTENSIONS AND IMPROVEMENTS.</b>			
1. Water-rates from Irrigation ..	—589	—104	—693				
3. Sales of water ..	102	..	102				
5. Plantations ..	3,770	243	4,013	1. Main Canals and Branches ..	84,100	245	84,345
6. Other canal produce ..	3,083	37	3,120	3. Distributaries.	23,286	..	23,286
8. Navigation ..	68	..	68				
9. Rents of buildings ..	3,273	3	3,276	Total ..	1,07,386	245	1,07,631
10. Fines ..	3,942	35	3,977				
11. Miscellaneous receipts ..	2,779	—350	2,429	<b>II.—MAINTENANCE AND REPAIRS.</b>			
12 <i>Leduct</i> --Refunds.	300	..	300				
Total ..	16,128	—136	15,992	1. Main Canals and Branches ..	14,61,821	1,17,337	15,79,158
<b>II—INDIRECT RECEIPTS.</b>				Total ..	14,61,821	1,17,337	15,79,158
Irrigation share of Land Revenue collected in the Civil Department.	30,75,008	1,79,290	32,54,298				
4 per cent. on 9/10ths of the proceeds from sales of occupancy rights per Govt. of India Nos. 53 and 58-A. I., dated respectively 20th June and 1st August 1889, communicated in Government Resolutions No. 1209, dated 10th July, and No. 1913, dated 7th November 1889 ..	2,05,868	13,944	2,19,812	<b>III.—COMPENSATION.</b>	..	..	..
				<b>IV.—ESTABLISHMENT.</b>			
				1 and 2. Direction and Accounts. } 5,38,150	38,719	5,76,869	
				3. Executive .. }			
Total ..	32,80,876	1,93,234	34,74,110	Total ..	5,38,150	38,719	5,76,869
Total Receipts ..	32,97,004	1,93,098	34,90,102	<b>V.—TOOLS AND PLANT</b>	15,726	1,520	17,246
Carried over ..	32,97,004	1,93,098	34,90,102	Carried over ..	21,23,083	1,57,821	22,80,904

ADMINISTRATIVE ACCOUNTS FOR THE YEAR 1924-25.

175

NASRAT CANAL

CANAL PROJECT.

No. 3.—Revenue Account for, and to end of, 1924-25.

Receipts.	TOTAL.			Charges.	TOTAL.		
	Previous.	1924-25.	Total.		Previous.	1924-25.	Total.
	Rs.	Rs.	Rs.		Rs.	Rs.	Rs.
Brought forward ..	32,97,004	1,93,098	34,90,102	Brought forward ..	21,23,033	1,57,821	22,80,904
<i>Note.</i> —Loss to the canal on account of difference between assessment of water-rates on jaghir lands and assessment at the ordinary rates in force for Government lands noted here per Government of India Letter No. 233-1., dated 14th June 1883, communicated under Government Resolution No. 400, dated 11th August 1883.				VI. — REFUNDS OF REVENUE..	98	..	98
				Suspense Account.	—1,465	..	—1,465
				<i>Deduct</i> — Receipts on revenue accounts ..	204	..	204
				Total ..	21,21,512	1,57,821	22,79,333
				Share of Collection Charges in the Civil Department.	1,83,872	10,752	1,94,624
				Total direct charges ..	23,05,384	1,68,573	24,73,957
				Indirect Charges debitable to Revenue Account as per Account No. 5 ..	78,006	6,597	84,603
				Total Charges ..	23,83,390	1,75,170	25,58,560
				Balance Net Revenue ..	9,13,614	17,928	9,31,542
	GRAND TOTAL.	32,97,004	1,93,098	34,90,102	GRAND TOTAL ..	32,97,004	1,93,098
To end of 1923-24 ..	Rs. 33,204						
Loss for 1924-25 ..	726						
Total ..	33,930						

N.B.—Construction Estimate closed on 31st March 1907, vide G.R.No.2191, dated 17th August 1908. Completion Report approved in G. R. No. 1064, dated 30th April 1910.

## NASRAT CANAL.

## CANAL PROJECT.

No. 4.—Interest Account for, and to end of, 1924-25.

	Amount. Rs.		Amount. Rs.
Total interest charges to end of 1923-24 .. .. .	13,42,248	Net Revenue realized to end of 1923-24 as per No. 3 .. .. .	9,13,614
Interest charges for the year 1924-25 .. .. .	60,062	Net Revenue realized during 1924-25 as per No. 3 .. .. .	17,928
On Rs. 18,11,482 outlay to end of the year 1916-17 at the average rate 3.3252 per cent. ..	60,235	Total Net Revenue realized to end of the year as per No. 3 .. .. .	9,31,542
On subsequent outlay Rs.—2,958 (from 1917-18 to 1923-24 and half of 1924-25) at the flat rate 5.85 per cent. ..	—173	Balance net interest charges .. .. .	4,70,768
Total .. .. .	14,02,310	Total .. .. .	14,02,310

No. 5.—Account of Indirect Charges for, and to end of, year 1924-25.

Particulars.	Previous.	1924-25.	Total.	Particulars.	Previous.	1924-25.	Total.
	Rs.	Rs.	Rs.		Rs.	Rs.	Rs.
<b>CAPITAL ACCOUNT.</b>				<b>REVENUE ACCOUNT.</b>			
1. Capitalized abatement of Land Revenue .. .. .	22,749	..	22,749	1. Capitalized abatement of Land Revenue .. .. .	36	..	36
2. Leave and Pension Allowances .. .. .	35,504	—3	35,501	2. Leave and Pension Allowances .. .. .	75,342	5,421	80,763
3. Audit and Accounts Establishment .. .. .	28	—1	27	3. Audit and Accounts Establishment .. .. .	2,628	1,176	3,804
Total .. .. .	58,281	—4	58,277	Total .. .. .	78,006	6,597	84,603

## NASRAT CANAL.

## CANAL PROJECT.

No. 6.—Statement comparing Capital Cost to end of 1924-25 with sanctioned Estimates.

Particulars.	Charges against closed sanctions.			Current Sanctions.			Total charges to date against old and current sanctions.
	Expenditure against construction Estimate.	Expenditure against open Capital sanctions.	Total.	Charges to date.	Amount of sanctioned Estimate.	Unspent balance of Estimate.	
1	2	3	4	5	6	7	8
	Rs.	Rs.	Rs.	Rs.	Rs.	Rs.	Rs.
<b>DIRECT CHARGES.</b>							
Works .. ..	15,71,638	—23,474	15,48,154	...	...	...	15,48,154
Establishment ..	2,23,469	30,124	2,53,593	...	...	...	2,53,593
Tools and Plant ..	5,046	1,847	6,893	...	...	...	6,893
Total ..	18,00,153	8,487	18,08,640	...	...	...	18,08,640
Less—Receipts on Capital Account ..	158	...	158	...	...	...	158
Net Total ..	17,99,995	8,487	18,08,482	...	...	...	18,08,482
<b>INDIRECT CHARGES.</b>							
Capitalized abatement of Land Revenue ..	15,098	7,651	22,749	...	...	...	22,749
Leave and Pension Allowances ..	31,285	4,216	35,501	...	...	...	35,501
Audit and Accounts ..	...	27	27	...	...	...	27
Total ..	46,383	11,894	58,277	...	...	...	58,277
<b>GRAND TOTAL</b> ..	<b>18,46,378</b>	<b>20,381</b>	<b>18,66,759</b>	...	...	...	<b>18,66,759</b>



## SUTTAH CANAL.

## CANAL PROJECT.

No. 2.—Detailed Account of Capital Expenditure for, and to end of, 1924-25.

Heads of Account.	Direct Charges.			Cost of Construction as now estimated (Construction estimate closed on 31st Mar. 1910).	Expenditure against closed estimates.
	Previous.	1924-25	Total.		
1	2	3	4	5	6
I.—WORKS.	Rs.	Rs.	Rs.	Rs.	Rs.
(2) MAIN CANALS AND BRANCHES.					
B. Land .. ..	1,789	..	1,789	1,789	1,789
D. Regulators .. ..	70,889	..	70,889	70,889	70,889
G. Bridges .. ..	7,872	..	7,872	7,872	7,872
K. Buildings .. ..	(a) 2,996	3,470	6,466	6,466	6,466
L. Earth-work .. ..	{ 59,675	..	56,679	56,679	56,679
O. Miscellaneous .. ..	{ (a) -2,996	..	2,904	2,904	2,904
	2,904	..	2,904	2,904	2,904
Total Main Canals and Branches ..	1,43,129	3,470	1,46,599	1,46,599	1,46,599
II.—ESTABLISHMENT.					
1 and 2. Direction and Accounts ..	32,496	673	33,169	33,169	33,169
3. Executive .. ..					
Total Establishment ..	32,496	673	33,169	33,169	33,169
III.—TOOLS AND PLANT ..	2,080	38	2,118	2,118	2,118
IV.—Suspense Accounts ..	..	..	..	..	..
Grand Total ..	1,77,705	4,181	1,81,886	1,81,886	1,81,886
V.—Less—Receipts on Capital Account ..	..	..	..	..	..
Net Outlay ..	1,77,705	4,181	1,81,886	1,81,886	1,81,886

(a) Erroneous classification rectified.

SUTTAH CANAL.

CANAL PROJECT.

No. 2.—Capital Account for, and to end of, 1924-25.

Heads of Account.	Direct Charges.			Cost of Construction as now estimated (Construction estimate closed on 31st Mar. 1910).	Expenditure against closed estimates.
	Previous.	1924-25.	Total.		
1	2	3	4	5	6
	Rs.	Rs.	Rs.	Rs.	Rs.
<i>Apportionment.</i>					
Chargeable to 43—Minor Works and Navigation .. ..	1,74,028	..	1,74,028	1,74,028	1,74,028
Chargeable to 55—Construction of Irrigation Works—Provincial ..	3,677	4,18	7,858	7,858	7,858
Total ..	1,77,705	4,18	1,81,886	1,81,886	1,81,886

## SUTTAH CANAL.

## CANAL PROJECT.

No. 3.—Revenue Account for, and to end of, 1924-25.

Receipts.	TOTAL.			Charges.	TOTAL.		
	Previous.	1924-25.	Total		Previous.	1924-25.	Total.
	Rs.	Rs.	Rs.		Rs.	Rs.	Rs.
<b>I.—DIRECT RECEIPTS.</b>				<b>I.—EXTENSIONS AND IMPROVEMENTS.</b>			
1. Water-rates from Irrigation ..	314	—6	308	1. Main Canals and Branches ..	10,140	..	10,140
5. Plantations ..	1,278	3	1,281	2. Average Expenditure before improvement ..	—39,880	—1,994	—41,874
6 Other canal produce. }							
10. Fines ..	159	94	253				
11. Miscellaneous receipts ..	—136	—18	—154	<b>Total ..</b>	<b>—29,740</b>	<b>—1,994</b>	<b>—31,734</b>
<b>Total ..</b>	<b>1,615</b>	<b>73</b>	<b>1,688</b>	<b>II.—MAINTENANCE AND REPAIRS.</b>			
				1. Main Canals and Branches ..	1,93,988	2,199	1,96,187
<b>II.—INDIRECT RECEIPTS.</b>				<b>Total ..</b>	<b>1,93,988</b>	<b>2,199</b>	<b>1,96,187</b>
Irrigation share of Land Revenue collected in the Civil Department.	2,69,511	30,099	2,99,610				
4 per cent. on 9/10ths of the proceeds from sales of occupancy rights per Govt. of India Nos.53 and 58-A-I., dated respectively, 20th June and 1st August 1839, communicated in Government Resolution No. 1209, dated 10th July, and No. 1913 dated 7th November 1889 ..	11,075	955	12,030	<b>III.—COMPENSATION ..</b>	..	..	..
				<b>IV.—ESTABLISHMENT.</b>			
				1 and 2. Direction and Accounts. }	17,144	—351	16,793
				3. Executive .. }			
<b>Total ..</b>	<b>2,80,586</b>	<b>31,054</b>	<b>3,11,640</b>	<b>Total ..</b>	<b>17,144</b>	<b>—351</b>	<b>16,793</b>
				<b>V.—TOOLS AND PLANT ..</b>	<b>1,091</b>	<b>62</b>	<b>1,153</b>
<b>Total Receipts ..</b>	<b>2,82,201</b>	<b>31,127</b>	<b>3,13,328</b>				
<b>Carried over ..</b>	<b>2,82,201</b>	<b>31,127</b>	<b>3,13,328</b>	<b>Carried over ..</b>	<b>1,82,483</b>	<b>—84</b>	<b>1,82,399</b>

ADMINISTRATIVE ACCOUNTS FOR THE YEAR 1924-25. 181

SUTTAH CANAL.

CANAL PROJECT.

Receipts.	TOTAL.			Charges.	TOTAL.		
	Previous.	1924-25.	Total.		Previous.	1924-25.	Total.
	Rs.	Rs.	Rs.		Rs.	Rs.	Rs.
Brought forward ..	2,82,201	31,127	3,13,328	Brought forward..	1,82,483	-84	1,82,399
<i>Note.—Loss to the canal on account of difference between assessment of water-rates on jaghir lands and assessment at the ordinary rates in force for Government lands noted here per Government of India Letter No. 233-I., dated 14th June 1883, communicated under Government Resolution No. 400, dated 11th August 1883.</i>				Share of Collection Charges in the Civil Department.	16,035	1,810	17,845
				Total Direct charges ..	1,98,518	1,726	2,00,244
				Indirect Charges debitable to Revenue Account as per Account No. 5 ..	3,172	-47	3,125
To end of Rs. 1923-24 ..	5,419			Total Charges ..	2,01,690	1,679	2,03,369
Loss for 1924-25 ..	139			Balance Net Revenue ..	80,511	29,448	1,09,959
Total ..	5,558			GRAND TOTAL ..	2,82,201	31,127	3,13,328
GRAND TOTAL ..	2,82,201	31,127	3,13,328				

*N.B.—Construction Estimate closed on 31st March 1910, vide G. R. No. 299, dated 5th February 1910. Completion Report approved in G. R. No 950, dated 9th May 1911.*

## SUTTAH CANAL.

## CANAL PROJECT.

No. 4.—Interest Account for, and to end of, 1924-25.

	Amount. Rs.		Amount. Rs.
Total interest charges to end of 1923-24 .. .. .	1,15,150	Net Revenue realized to end of 1923-24 as per No. 3 .. .. .	80,511
Interest charges for the year 1924-25 .. .. .	6,124	Net Revenue realized during 1924-25 as per No. 3 .. .. .	29,448
On Rs. 1,74,028 outlay to end of the year 1916-17 at the average rate 3·3252 per cent .	5,787		
On subsequent outlay Rs. 5,767 (1917-18 to 1923-24 and half 1924-25) at the flat rate 5·85 per cent. ..	337	Total Net Revenue realized to end of the year as per No. 3 .. .. .	1,09,959
		Balance net interest charges ..	11,315
Total ..	1,21,274	Total ..	1,21,274

No. 5.—Account of Indirect Charges for, and to end of year 1924-25.

Particulars.	Previous.	1924-25.	Total.	Particulars.	Previous.	1924-25.	Total.
	Rs.	Rs.	Rs.		Rs.	Rs.	Rs.
<b>CAPITAL ACCOUNT.</b>				<b>REVENUE ACCOUNT.</b>			
1. Capitalized abatement of Land Revenue ..	1,597	..	1,597	1. Capitalized abatement of Land Revenue ..	439	..	439
2. Leave and Pension Allowances ..	4,549	94	4,643	2. Leave and Pension Allowances ..	2,399	—49	2,350
3. Audit and Accounts Establishment ..	30	..	30	3. Audit and Accounts Establishment ..	334	2	236
Total ..	6,176	94	6,270	Total ..	3,172	—47	3,125

## SUTTAH CANAL.

## CANAL PROJECT.

No. 6.—Statement comparing Capital Cost to end of 1924-25 with sanctioned estimates.

Particulars.	Charges against closed sanctions.			Current sanctions.			Total charges to date against old and current sanctions.
	Expenditure against construction estimate.	Expenditure against open Capital sanctions.	Total.	Charges to date.	Amount of sanctioned estimate.	Unspent balance of estimate.	
1	2	3	4	5	6	7	8
	Rs.	Rs.	Rs.	Rs.	Rs.	Rs.	Rs.
<b>DIRECT CHARGES.</b>							
Works .. .. .	1,40,077	6,522	1,46,599	...	...	...	1,46,599
Establishment ..	31,819	1,350	33,169	...	...	...	33,169
Tools and Plant ..	2,076	42	2,118	...	...	...	2,118
Total ..	1,73,972	7,914	1,81,886	...	...	...	1,81,886
Less—Receipts on Capital Account ..	...	...	...	...	...	...	...
Net Total ..	1,73,972	7,914	1,81,886	...	...	...	1,81,886
<b>INDIRECT CHARGES.</b>							
Capitalized abatement of Land Revenue ..	1,574	23	1,597	...	...	...	1,597
Leave and Pension Allowances ..	4,454	189	4,643	...	...	...	4,643
Audit and Accounts ..	...	30	30	...	...	...	30
Total ..	6,028	242	6,270	...	...	...	6,270
<b>GRAND TOTAL</b> ..	<b>1,80,000</b>	<b>8,156</b>	<b>1,88,156</b>	...	...	...	<b>1,88,156</b>

## BAGHAR CANAL.

## CANAL PROJECT.

No. 2.—Capital Account for, and to end of, 1924-25.

Heads of Account.	Direct Charges.			Cost of construction as now estimated. (Construction estimate closed during 1921-22.)	Expenditure against closed estimates.
	Previous.	1924-25.	Total.		
1	2	3	4	5	6
<b>I.—WORKS.</b>	Rs.	Rs.	Rs.	Rs.	Rs.
(2) MAIN CANALS AND BRANCHES.					
D. Regulators .. ..	30,000	1,85,834	2,15,834	4,29,054	..
Total Main Canals and Branches ..	30,000	1,85,834	2,15,834	4,29,054	..
Unclassified outlay ..	1,94,567	..	1,94,567	1,94,567	1,94,567
Total I.—Works ..	2,24,567	1,85,834	4,10,401	6,23,621	1,94,567
<b>II.—ESTABLISHMENT.</b>					
1 and 2. Direction and Accounts ..	42,746	36,023	78,769	1,28,215	35,968
3. Executive .. ..					
Total Establishment ..	42,746	36,023	78,769	1,28,215	35,968
<b>III.—TOOLS AND PLANT</b> ..	372	2,038	2,410	6,771	335
Grand Total ..	2,67,685	2,23,895	4,91,580	7,58,607	2,30,870
V.—Less—Receipts on Capital Account	..	..	..	..	..
Net Outlay ..	2,67,685	2,23,895	4,91,580	7,58,607	2,30,870

ADMINISTRATIVE ACCOUNTS FOR THE YEAR 1924-25. 185

BAGHAR CANAL.

CANAL PROJECT.

No. 2.—Capital Account for, and to end of, 1924-25.

Heads of Account.	Direct Charges.			Cost of construction as now estimated. (Construction estimate closed during 1921-22.)	Expenditure against closed estimates.
	Previous.	1924-25.	Total.		
1	2	3	4	5	6
	Rs.	Rs.	Rs.	Rs.	Rs.
<i>Apportionment.</i>					
Chargeable to 55—Construction of Irrigation Works—Provincial.	36,815	2,23,895	2,60,710	5,27,737	..
Chargeable to 15, Other Revenue expenditure, etc.	2,30,870	..	2,30,870	2,30,870	2,30,870
Total ..	2,67,685	2,23,895	4,91,580	7,58,607	2,30,870



## BAGHAR CANAL.

No. 3.—Revenue Account for, and to end of, 1924-25.

Receipts.	TOTAL			Charges.	TOTAL.		
	Previous.	1924-25.	Total.		Previous.	1924-25.	Total.
	Rs.	Rs.	Rs.		Rs.	Rs.	Rs.
<b>I.—DIRECT RECEIPTS.</b>				<b>I.—EXTENSIONS AND IMPROVEMENTS.</b>			
1. Water-rates from Irrigation ..	1,947	1,204	3,151	1. Head Works ..	1,700	..	1,700
5. Plantations ..	202	82	284	2. Main Canals and Branches ..			
6. Other canal produce ..	138	57	195	3. Distributaries ..			
8. Navigation ..	334	185	519	4. Drainage and Protective Works.			
9. Rents of buildings ..	16	27	43	Total ..	1,700	..	1,700
10. Fines ..	10	39	49				
11. Miscellaneous receipts ..	3,945	2,154	6,099	<b>II.—MAINTENANCE AND REPAIRS.</b>			
2. Deduct refunds.	...	14	14	1. Head Works..	65,044	33,500	98,544
Total ..	6,592	3,734	10,326	2. Main Canals and Branches.			
				3. Distributaries ..			
				4. Drainage and Protective Works.			
<b>II.—INDIRECT RECEIPTS.</b>				Total ..	65,044	33,500	98,544
Irrigation share of Land Revenue collected in the Civil Department.	1,47,133	74,028	2,21,161				
4 per cent. on 9-10th of the proceed from sales of occupancy rights per Govt. of India Nos. 53 and 58-A. I., dated respectively 20th June and 1st August 1889, communicated in Government Resolution No. 1209, dated 10th July, and No. 1913, dated 7th November 1889.	3,164	1,753	4,917	<b>III.—COMPENSATION.</b>			
Total ..	1,50,297	75,781	2,26,078	<b>IV.—ESTABLISHMENT.</b>			
Total Receipts ..	1,56,889	79,515	2,36,404	1 and 2. Direction and Accounts.	13,459	6,494	19,953
				3. Executive ..			
Carried over ..	1,56,889	79,515	2,36,404	Total ..	13,459	6,494	19,953
				<b>V.—TOOLS AND PLANTS.</b>			
					966	367	1,333
				Carried over ..	81,169	40,361	1,21,530

ADMINISTRATIVE ACCOUNTS FOR THE YEAR 1924-25. 187

BAGHAR CANAL.

CANAL PROJECT.

No. 3.—Revenue Account for, and to end of, 1924-25.

Receipts.	TOTAL.			Charges.	TOTAL.		
	Previous.	1924-25.	Total.		Previous.	1924-25.	Total.
	Rs.	Rs.	Rs.		Rs.	Rs.	Rs.
Brought forward ..	1,56,889	79,515	2,36,404	Brought forward..	81,169	40,361	1,21,530
<p><i>Note.</i>—Loss to the canal on account of difference between assessment of water-rates on jaghir lands and assessment at the ordinary rates in force for Government lands noted here per Government of India Letter No. 233-1., dated 14th June 1883, communicated under Government Resolution No. 400, dated 11th August 1883.</p>				Less Receipts on Revenue Account.	169	..	169
				Total ..	81,000	40,361	1,21,361
				Share of Collection Charges in the Civil Department,	8,945	4,516	13,461
				Total Direct Charges ..	89,945	44,877	1,34,822
				Indirect Charges debitable to Revenue Account as per Account No. 5 ..	2,753	1,244	3,997
				Total Charges ..	92,698	46,121	1,38,819
				Balance Net Revenue ..	64,191	33,394	97,585
				GRAND TOTAL.	1,56,889	79,515	2,36,404
	To end of 1923-24 ..	Rs. 11,425					
	Loss for 1924-25 ..	6,990					
Total ..	18,415						
GRAND TOTAL ..	1,56,889	79,515	2,36,404	GRAND TOTAL.	1,56,889	79,515	2,36,404

N. B.—Construction Estimate closed during 1921-22 vide G.R. No. 636, dated 18th July 1923.

## BAGHAR CANAL.

No. 4.—Interest Account for, and to end of, 1924-25.

	Amount Rs.		Amount Rs.
Total interest charges to end of 1923-24 .. .. .	16,680	Net Revenue realized to end of 1923-24 as per No. 3 .. .. .	64,191
Interest charges for the year 1924-25	16,535	Net Revenue realized during 1924-25 as per No. 3 .. .. .	33,394
On Rs. 2,24,709 outlay to end of the year 1916-17 at the average rate 3.3252 per cent. . . . .	7,472		
On subsequent outlay Rs. 1,54,924 (from 1917-18 to 1923-24 and half of 1924-25) at the flat rate 5.85 per cent. . . . .	9,063	Total Net Revenue realized to end of the year as per No. 3.	97,585
		Balance net interest charges .. .. .	-64,370
Total .. .. .	33,215	Total .. .. .	33,215

No 5.—Account of Indirect Charges for, and to end of, year 1924-25.

Particulars.	Previous.		1924-25.	Total.	Particulars.	Previous.		1924-25.	Total.
	Rs.	Rs.				Rs.	Rs.		
<b>CAPITAL ACCOUNT.</b>					<b>REVENUE ACCOUNT.</b>				
1. Capitalized abatement of Land Revenue .. .. .	..	..	..	..	1. Capitalized abatement of Land Revenue .. .. .	202	..	..	202
2. Leave and Pension Allowances .. .. .	5,983	5,043	11,026	11,026	2. Leave and Pension Allowances .. .. .	1,884	909	2,793	2,793
3. Audit and Accounts Establishment .. .. .	300	1,858	2,158	2,158	3. Audit and Accounts Establishment .. .. .	667	335	1,002	1,002
Total .. .. .	6,283	6,901	13,184	13,184	Total .. .. .	2,753	1,244	3,997	3,997

BAGHAR CANAL.

No. 6.—Statement comparing Capital Cost to end of 1924-25 with sanctioned Estimates.

Particulars.	Charges against closed sanctions.			Current sanctions.			Total charges to date against old and current sanctions.
	Expenditure against construction Estimate.	Expenditure against open Capital sanctions.	Total.	Charges to date.	Amount of sanctioned Estimate.	Unspent balance of Estimate.	
1	2	3	4	5	6	7	8
	Rs.	Rs.	Rs.	Rs.	Rs.	Rs.	Rs.
<b>DIRECT CHARGES.</b>							
Works .. ..	1,94,567	..	1,94,567	2,15,834	4,29,054	2,13,220	4,10,401
Establishment ..	35,968	...	35,968	42,801	92,247	49,446	78,769
Tools and Plant ..	335	...	335	2,075	6,436	4,361	2,410
Total ..	2,30,870	...	2,30,870	2,60,710	5,27,737	2,67,027	4,91,580
Less—Receipts on Capital Account ..	...	...	...	...	...	...	...
Net Total ..	2,30,870	...	2,30,870	2,60,710	5,27,737	2,67,027	4,91,580
<b>INDIRECT CHARGES.</b>							
Capitalized abatement of Land Revenue ..	...	...	...	....	...	...	...
Leave and Pension Allowances ..	5,034	...	5,034	5,992	12,915	6,923	11,026
Audit and Accounts ..	...	...	...	2,158	4,291	2,133	2,158
Total ..	5,034	...	5,034	8,150	17,206	9,056	13,184
<b>GRAND TOTAL ..</b>	<b>2,35,904</b>	<b>...</b>	<b>2,35,904</b>	<b>2,68,860</b>	<b>5,44,943</b>	<b>2,76,083</b>	<b>5,04,764</b>

Estimate approved in Government Resolution (P. W. D.) No. 631, dated 3rd July 1923,

DADU CANAL,

CANAL PROJECT.

No. 3.—Revenue Account for, and to end of, 1924-25.

Receipts.	TOTAL.			Charges.	TOTAL.		
	Previous.	1924-25.	Total.		Previous.	1924-25.	Total.
	Rs.	Rs.	Rs.		Rs.	Rs.	Rs.
<b>I.—DIRECT RECEIPTS.</b>							
Water-rates from Irrigation ..	...	...	...				
3. Sales of water ..	1	1	2	<b>I.—EXTENSIONS AND IMPROVEMENTS.</b>	..	..	..
5. Plantations ..	...	...	...				
6. Other canal produce ..	16	...	16	<b>II.—MAINTENANCE AND REPAIRS.</b>			
11. Miscellaneous receipts ..	260	100	360	2. Main Canals and Branches ..	30,549	19,150	49,699
12. Deduct—refunds ..	4	...	4	<b>Total ..</b>	<b>30,549</b>	<b>19,150</b>	<b>49,699</b>
<b>Total ..</b>	<b>273</b>	<b>101</b>	<b>374</b>				
<b>II.—INDIRECT RECEIPTS.</b>				<b>III.—COMPENSATION.</b>	..	..	..
Irrigation share of Land Revenue collected in the Civil Department.	31,869	32,814	64,683	<b>IV.—ESTABLISHMENT.</b>			
4 per cent. on 9/10ths of the proceeds from sales of occupancy rights per Govt. of India Nos. 53 and 58-A. I., dated respectively 20th June and 1st August 1889, communicated in Government Resolution No. 1209, dated 10th July, and No. 1913, dated 7th November 1889 ..	553	553	1,106	1 and 2. Direction and Accounts } 3. Executive .. }	6,903	3,713	10,616
<b>Total ..</b>	<b>32,422</b>	<b>33,367</b>	<b>65,789</b>	<b>V.—TOOLS AND PLANT ..</b>	38	214	252
<b>Total Receipts ..</b>	<b>32,695</b>	<b>33,468</b>	<b>66,163</b>				
<b>Carried over ..</b>	<b>32,695</b>	<b>33,468</b>	<b>66,163</b>	<b>Carried over ..</b>	<b>37,490</b>	<b>23,077</b>	<b>60,567</b>

ADMINISTRATIVE ACCOUNTS FOR THE YEAR 1924-25.

191

DADU CANAL.

CANAL PROJECT.

No. 3.—Revenue Account for, and to end of, 1924-25.

Receipts.	TOTAL.			Charges.	TOTAL.		
	Previous.	1924-25.	Total.		Previous.	1924-25.	Total.
	Rs.	Rs.	Rs.		Rs.	Rs.	Rs.
Brought forward ..	32,695	33,468	66,163	Brought forward ..	37,490	23,077	60,567
<i>Note.</i> —Loss to the canal on account of difference between assessment of water-rates on jaghir lands and assessment at the ordinary rates in force for Government lands noted here per Government of India Letter No. 233-I., dated 14th June 1883, communicated under Government Resolution No. 400, dated 11th August 1883.				VI—REFUNDS OF REVENUE.			
				<i>Deduct</i> —receipts on revenue account ..	..	4	4
				Total ..	37,490	23,073	60,563
				Share of collection charges in the Civil Department.	1,912	1,969	3,881
				Total direct charges.	39,402	25,042	64,444
				Indirect charges debitable to Revenue Account as per Account No. 5 ..	1,271	712	1,983
				Total charges ..	40,673	25,754	66,427
				Balance Net Revenue ..	—7,978	7,714	—264
To end of 1923-24 ..	270			GRAND TOTAL ..	32,695	33,468	66,163
Loss for 1924-25 ..	460						
Total ..	730						
GRAND TOTAL ..	32,695	33,468	66,163				

N.B.—Last Capital Account detailed in the Administrative Accounts for 1923-24.

Construction Estimate closed during 1921-22, vide G.R. No. 1506, dated 30th November 1923.

## DADU CANAL.

## CANAL PROJECT.

## No. 4.—Interest Account for, and to end of, 1924-25.

	Amount Rs.		Amount Rs.
Total interest charges to end of 1923-24 .. .. .	940	Net Revenue realized to end of 1923-24 as per No. 3 ..	-7,978
Interest charges for the year 1924-1925 .. .. .	940	Net Revenue realized during 1924-25 as per No. 3 .. .. .	7,714
On Rs. 28,218 outlay to end of the year 1916-17 at the average rate 3.3252 per cent. . .	938	Total Net Revenue realized to end of the year as per No. 3.	-264
On subsequent outlay Rs. 31 at the flat rate 5.85 per cent. ..	2	Balance net interest charges ..	2,144
Total ..	1,880	Total ..	1,880

## No. 5.—Account of Indirect Charges for, and to end of, 1924-25.

Particulars.	Previous.	1924-25.	Total.	Particulars.	Previous.	1924-25.	Total.
	Rs.	Rs.	Rs.		Rs.	Rs.	Rs.
CAPITAL ACCOUNT.				REVENUE ACCOUNT.			
				1. Capitalized abatement of Land Revenue ..	..	..	..
				2. Leave and Pension Allowances ..	966	520	1,486
				3. Audit and Accounts Establishment ..	305	192	497
				Total ..	1,271	712	1,983

## SEHARWAH CANAL

## CANAL PROJECT

No. 2.—Capital Account for, and to end of, 1924-25

Heads of Account.	Direct Charges.			Cost of Construction as now estimated.	Expenditure against closed estimates.
	Previous.	1924-25.	Total.		
1	2	3	4	5	6
I.—WORKS.	Rs.	Rs.	Rs.	Rs.	Rs.
(1) HEAD WORKS.					
C. Works .. ..	..	..	..	50,000	..
Total, Head Works ..	..	..	..	50,000	..
(2) MAIN CANALS AND BRANCHES.					
A. Preliminary Expenses .. ..	..	..	..	4,768	..
B. Land .. ..	..	..	..	12,803	..
D. Regulators .. ..	..	..	..	70,765	..
G. Bridges .. ..	..	..	..	23,853	..
K. Buildings .. ..	24,023	—200	23,823	1,15,875	..
L. Earth-work .. ..	..	..	..	2,39,839	..
P. Maintenance .. ..	..	..	..	18,172	..
Total, Main Canals and Branches ..	24,023	—200	23,823	4,86,075	..
(3) DISTRIBUTARIES.					
B. Land .. ..	..	..	..	37,851	..
C. Works .. ..	..	..	..	45,261	..
L. Earth-work .. ..	..	..	..	2,29,216	..
P. Maintenance .. ..	..	..	..	5,828	..
Total, Distributaries ..	..	..	..	3,18,156	..
(5) WATER COURSES.					
O. Miscellaneous .. ..	..	..	..	—1,64,506	..
Total, Water Courses ..	..	..	..	—1,64,506	..
Total I—Works ..	24,023	—200	23,823	6,89,725	..
Carried over ..	24,023	—200	23,823	6,89,725	..



## SEHARWAH CANAL.

## CANAL PROJECT.

No. 2.—Capital Account for, and to end of, 1924-25.

Heads of Account.	Direct Charges.			Cost of Construction as now estimated.	Expenditure against closed estimates.
	Previous.	1924-25.	Total.		
1	2	3	4	5	6
	Rs.	Rs.	Rs.	Rs.	Rs.
Brought forward ..	24,023	—200	23,823	6,89,725	..
II.—ESTABLISHMENT.					
1 and 2. Direction and Accounts ..	3,869	—38	3,831	1,57,416	..
3. Executive ..					
Total, Establishment ..	3,869	—38	3,831	1,57,416	..
III.—TOOLS AND PLANT ..	377	—2	375	10,346	..
IV.—Suspense Accounts ..	..	..	..	..	..
Grand Total ..	28,269	—240	28,029	8,57,487	..
V.—Less—Receipts on Capital Account					
Net Outlay ..	28,269	—240	28,029	8,57,487	..
<i>Apportionment.</i>					
Chargeable to 49—Irrigation ..	29,348	..	29,348	8,57,487	..
Chargeable to 55—Construction of Irrigation Works ..	—1,079	—240	—1,319		
Total ..	28,269	—240	28,029	8,57,487	..

## SEHARWAH CANAL.

## CANAL PROJECT.

*No. 4.—Interest Account for, and to end of, 1924-25.*

	Amount. Rs.		Amount. Rs.
Total interest charges to end of 1923-24 .. .. .	6,710	Net Revenue realized to end of 1923-24 as per No. 3 .. .. .	..
Interest charges for the year 1924-25 .. .. .	1,647	Net Revenue realized during 1924-25 as per No. 3 .. .. .	..
On Rs. 28,149 outlay from 1917-18 to end of 1923-24 and half of 1924-25 at the flat rate 5·85 per cent. ..Rs. 1,647		Total Net Revenue realized to end of the year as per No. 3. .. .. .	..
		Balance net interest charges .. .. .	8,357
Total .. .. .	8,357	Total .. .. .	8,357

*No. 5.—Account of Indirect Charges for, and to end of year, 1924-25.*

Particulars.	Previous.	1924-25.	Total.	Particulars.	Previous.	1924-25.	Total.
	Rs.	Rs.	Rs.		Rs.	Rs.	Rs.
<b>CAPITAL ACCOUNT.</b>				<b>REVENUE ACCOUNT.</b>			
1. Capitalized abatement of Land Revenue .. .. .	..	..	..				
2. Leave and Pension Allowances .. .. .	542	—5	537				
3. Audit and Accounts Establishment .. .. .	—9	—2	—11				
Total .. .. .	533	—7	526				

## SEHARWAH CANAL.

## CANAL PROJECT.

No. 6.—Statement comparing Capital Cost to end of 1924-25 with sanctioned Estimates.

Particulars.	Charges against closed sanctions.			Current Sanctions.			Total charges to date against old and current sanctions.
	Expenditure against construction estimate.	Expenditure against open capital sanctions.	Total.	Charges to date.	Amount of sanctioned estimate.	Unspent balance of estimate.	
1	2	3	4	5	6	7	8
	Rs.	Rs.	Rs.	Rs.	Rs.	Rs.	Rs.
<b>DIRECT CHARGES.</b>							
Works ..	...	...	...	23,823	6,89,725	6,65,902	23,823
Establishment ..	...	...	...	3,831	1,57,416	1,53,585	3,831
Tools and Plant ..	...	...	...	375	10,346	9,971	375
Total ..	...	...	...	28,029	8,57,487	8,29,458	28,029
Less—Receipts on Capital Account ..	...	...	...	...	...	...	...
Net Total ..	...	...	...	28,029	8,57,487	8,29,458	28,029
<b>INDIRECT CHARGES.</b>							
Capitalized abatement of Land Revenue ..	...	...	...	...	...	...	...
Leave and Pension Allowances ..	...	...	...	537	22,038	21,501	537
Audit and Accounts ..	...	...	...	-11	...	11	-11
Total ..	...	...	...	526	22,038	21,512	526
<b>GRAND TOTAL ..</b>	...	...	...	28,555	8,79,525	8,50,970	28,555

Note.—Government of India (P.W.D.) No. 86-I., dated 15th March 1920, communicated in Government Resolution (P.W.D.) No. W, I.—11573, dated 7th June 1920.

NAULAKHI CANAL.

ABANDONED PROJECT.

No. 4.—Interest Account for, and to end of, 1924-25.

	Amount Rs.		Amount Rs.
Total interest charges to end of 1923-24 .. ..	3,648	Net Revenue realized to end of 1923-24 as per No. 3 .. ..	..
Interest charges for the year 1924-25 .. ..	170	Net Revenue realized during 1924-25 as per No. 3 .. ..	..
On Rs. 5,112 outlay to end of the year 1916-17 at the average rate 3.3252 per cent. .. Rs' 170		Total Net Revenue realized to end of the year as per No. 3 .. ..	..
		Balance net interest charges ..	3,818
Total ..	3,818	Total ..	3,818

No. 5.—Account of Indirect Charges for, and to end of, year 1924-25.

Particulars.	Previous.	1924-25.	Total.	Particulars.	Previous.	1924-25.	Total.
	Rs.	Rs.	Rs.		Rs.	Rs.	Rs.
<b>CAPITAL ACCOUNT.</b>				<b>REVENUE ACCOUNT.</b>			
1. Capitalized abatement of Land Revenue ..	..	..	..				
2. Leave and Pension Allowances ..	33	..	33				
3. Audit and Accounts Establishment ..	..	..	..				
Total ..	33	..	33				

## NAULAKHI CANAL.

ABANDONED PROJECT.

No. 6.—Statement comparing Capital Cost to end of 1924-25 with sanctioned Estimates.

Particulars.	Charges against closed sanctions.			Current sanctions.			Total charges to date against old and current sanctions.
	Expenditure against construction estimate.	Expenditure against open Capital sanctions.	Total.	Charges to date.	Amount of sanctioned Estimate.	Unspent balance of Estimate.	
1	2	3	4	5	6	7	8
<b>DIRECT CHARGES.</b>							
Works ..	...	...	...	4,876	9,72,019	9,67,143	4,876
Establishment ..	...	...	.....	236	2,31,493	2,31,257	236
Tools and Plant ..	...	...	...	...	14,423	14,423	...
Suspense Accounts ..	...	...	...	...	...	...	...
Total ..	...	...	...	5,112	12,17,935	12,12,823	5,112
Less—Receipts on Capital Account ..	...	...	...	...	...	...	...
Net Total ..	...	...	...	5,112	12,17,935	12,12,823	5,112
<b>INDIRECT CHARGES.</b>							
Capitalized abatement of Land Revenue ..	...	...	...	...	12,470	12,470	...
Leave and Pension allowances ..	...	...	...	33	32,149	32,116	...
Total ..	...	...	...	33	44,619	44,586	33
GRAND TOTAL ..	...	...	...	5,145	12,62,554	12,57,409	5,145

This project has been abandoned.

## HATHMATI AND KHARICUT CANALS.

## CANAL PROJECT.

No. 3.—Revenue Account for, and to end of, 1924-25.

Receipts.	TOTAL.			Charges.	TOTAL.		
	Previous.	1924-25.	Total.		Previous.	1924-25.	Total.
	Rs.	Rs.	Rs.		Rs.	Rs.	Rs.
<b>I.—DIRECT RECEIPTS.</b>				<b>I.—EXTENSIONS AND IMPROVEMENTS.</b>			
1. Water-rates from Irrigation ..	11,55,398	61,654	12,17,052	1. Head Works ..	18,761	1,574	20,335
3. Sales of water ..	1,745	..	1,745	2. Main Canals and Branches ..	78,776	..	78,776
4. Water-supply of towns ..	3,369	186	3,555	3. Distributaries ..	7,249	..	7,249
5. Plantations ..	89,867	..	95,557	<b>Total ..</b>	<b>1,04,786</b>	<b>1,574</b>	<b>1,06,360</b>
6. Other canal produce ..				5,690			
9. Rents of buildings ..	37	..	37	<b>II.—MAINTENANCE AND REPAIRS.</b>			
10. Fines ..	359	..	359	1. Head Works ..	1,08,553	4,076	1,12,629
11. Miscellaneous receipts ..	34,876	2,814	37,690	2. Main Canals and Branches ..	3,76,813	15,569	3,92,382
12. Deduct—Re-funds ..	241	131	372	3. Distributaries ..	1,01,048	4,871	1,05,919
				4. Drainage and Protective Works.	4,402	..	4,402
				<b>Total ..</b>	<b>5,90,816</b>	<b>24,516</b>	<b>6,15,332</b>
<b>Total ..</b>	<b>12,85,410</b>	<b>70,213</b>	<b>13,55,623</b>	<b>III.—COMPENSATION ..</b>	<b>3,615</b>	<b>..</b>	<b>3,615</b>
<b>II.—INDIRECT RECEIPTS.</b>				<b>IV.—ESTABLISHMENT.</b>			
Irrigation share of Land Revenue collected in the Civil Department	...	..	..	1 and 2. Direction and Accounts ..	2,58,275	3,024	2,61,299
				3. Executive ..			
				<b>Total ..</b>	<b>2,58,275</b>	<b>3,024</b>	<b>2,61,299</b>
<b>Total Receipts ..</b>	<b>12,85,410</b>	<b>70,213</b>	<b>13,55,623</b>	<b>V. TOOLS AND PLANT ..</b>	<b>11,596</b>	<b>138</b>	<b>11,734</b>
<b>Carried over ..</b>	<b>12,85,410</b>	<b>70,213</b>	<b>13,55,623</b>	<b>Carried over ..</b>	<b>9,69,081</b>	<b>29,252</b>	<b>9,98,340</b>

## PUBLIC WORKS DEPARTMENT, IRRIGATION BRANCH.

## HATHMATI AND KHARICUT CANALS.

## CANAL PROJECT.

No. 3.—Revenue Account for, and to end of, 1924-25.

Receipts.	TOTAL.			Charges.	TOTAL.		
	Previous.	1924-25.	Total.		Previous.	1924-25.	Total.
	Rs.	Rs.	Rs.		Rs.	Rs.	Rs.
Brought forward ..	12,85,410	70,213	13,55,623	Brought forward ..	9,69,088	29,252	9,98,340
				Profit and Loss ..	186	..	186
				VI.—REFUNDS OF REVENUE..	3,854	..	3,854
				Total ..	9,73,128	29,252	10,02,380
				Share of collection charges in the Civil Department.	57,802	3,083	60,885
				Total Direct Charges ..	10,30,930	32,335	10,63,265
				Indirect charges debitable to Revenue Account as per Account No. 5 ..	39,475	684	40,159
				Total Charges ..	10,70,405	33,019	11,03,424
				Balance Net Revenue ..	2,15,005	37,194	2,52,199
GRAND TOTAL ..	12,85,410	70,213	13,55,623	GRAND TOTAL ..	12,85,410	70,213	13,55,623

*N.B.*—Last Capital Account detailed in the Administrative Accounts for 1922-23.

Construction estimate of the Hathmati Canal closed in 1883-84 and that of the Kharicut Canal closed on 31st March 1893—*vide* G.R. No. 2902 of 10th December 1907.

Completion report of the Kharicut Canal approved in G. R. No. 683 of 16th April 1894.

HATHMATI AND KHARICUT CANAL.

CANAL PROJECT.

No. 4.—Interest Account for, and to end of, 1924-25.

	Amount Rs.		Amount Rs.
Total interest charges to end of 1923-1924 .. ..	13,15,623	Net Revenue realized to end. of 1923-1924, as per No. 3 ..	2,15,005
Interest charges for the year 1924-1925 .. ..	41,421	Net Revenue realized during 1924-1925 as per No. 3 ..	37,149
On Rs. 12,40,983 outlay to end of the year 1916-17 at the average rate 3·3252 per cent. . .	41,265	Total Net revenue realized to end of the year as per No. 3 .. ..	2,52,199
On subsequent outlay Rs. 2,665 at the flat rate 5·85 per cent. ..	156	Balance net interest charges ..	11,04,845
Total ..	13,57,044	Total ..	13,57,044

No. 5.—Account of Indirect Charges for, and to end of, year 1924-1925.

Particulars.	Previous.	1924-1925.	Total.	Particulars.	Previous.	1924-1925.	Total.
CAPITAL ACCOUNT.				REVENUE ACCOUNT.			
				1. Capitalized abatement of Land Revenue ..	825	..	825
				2. Leave and Pension Allowances ..	37,793	423	38,216
				3. Audit and Accounts Establishment ..	857	261	1,118
				Total ..	39,475	684	40,159



## WANGROLI TANK.

## TANK PROJECT.

No. 3.—Revenue Account for, and to end of, 1924-1925.

Receipts.	TOTAL.			Charges.	TOTAL.		
	Previous.	1924-1925.	Total.		Previous.	1924-1925.	Total.
	Rs.	Rs.	Rs.		Rs.	Rs.	Rs.
<b>I.—DIRECT RECEIPTS.</b>				<b>I.—EXTENSIONS AND IMPROVEMENTS.</b>			
1. Water-rates from Irrigation ..	56,475	1,211	57,686	1. Head Works ..	1,809	..	1,809
3. Sales of water ..	1,886	2,100	3,986	2. Main Canals and Branches ..	12,443	3,789	16,232
4. Water-supply of towns ..	46	..	46				
5. Plantations ..							
6. Other canal produce ..	1,100	333	1,433	Total ..	14,252	3,789	18,041
9. Rents of buildings ..	2	..	2	<b>II.—MAINTENANCE AND REPAIRS.</b>			
10. Fines ..	15	..	15	1. Head Works ..	37,510	1,059	38,569
11. Miscellaneous receipts ..	5,653	183	5,836	2. Main Canals and Branches ..	49,016	4,314	53,330
12. Deduct—Refunds ..	37	..	37				
				Total ..	86,526	5,373	91,899
Total ..	65,140	3,827	68,967	<b>III.—COMPENSATION</b> ..	..	..	..
<b>II.—INDIRECT RECEIPTS.</b>				<b>IV.—ESTABLISHMENT.</b>			
Irrigation share of Land Revenue collected in the Civil Department.	36,047	..	36,047	1 and 2. Direction and Accounts ..	31,115	1,062	32,177
				3. Executive ..			
Total ..	36,047	..	36,047	Total ..	31,115	1,062	32,177
Total Receipts ..	1,01,187	3,827	1,05,014	<b>V.—TOOLS AND PLANT</b> ..	2,040	49	2,089
Carried over ..	1,01,187	3,827	1,05,014	Carried over ..	1,33,933	10,273	1,44,206

WANGROLI TANK.

TANK PROJECT.

No. 3.—Revenue Account for, and to end of, 1924-25.

Receipts.	TOTAL.			Charges.	TOTAL.		
	Previous.	1924-25.	Total.		Previous.	1924-25.	Total.
	Rs.	Rs.	Rs.		Rs.	Rs.	Rs.
Brought forward ..	1,01,187	3,827	1,05,014	Brought forward ..	1,33,933	10,273	1,44,206
				VI—REFUNDS OF REVENUE...	103	..	103
				Total ..	1,34,036	10,273	1,44,309
				Share of collection charges in the Civil Department ..	6,571	61	6,632
				Total Direct Charges ..	1,40,607	10,334	1,50,941
				Indirect Charges debitable to Revenue Account as per Account No. 5 ..	4,549	241	4,790
				Total Charges ..	1,45,156	10,575	1,55,731
				Balance Net Revenue ..	-43,969	-6,748	-50,717
GRAND TOTAL ..	1,01,187	3,827	1,05,014	GRAND TOTAL ..	1,01,187	3,827	1,05,014

N.B.—Last Capital Account detailed in the Administrative Accounts for 1922-1923.

Construction estimate closed on 31st March 1909—vide G. R. No. 902, dated 31st March 1909.

Completion report approved in G. R. No. 729, dated 19th March 1910.

## WANGROLI TANK.

## TANK PROJECT.

*No. 4.—Interest Account for, and to end of, 1924-25.*

	Amount Rs.		Amount Rs.
Total interest charges to end of 1923-1924 .. ..	1,49,578	Net Revenue realized to end of 1923-1924 as per No. 3 ..	—43,969
Interest charges for the year 1924-1925 .. ..	8,154	Net Revenue realized during 1924-1925 as per No. 3 ..	—6,748
On Rs. 2,38,960 outlay to end of the year 1916-17 at the average rate 3·3252 per cent. ..	7,946	Total Net Revenue realized to end of the year as per No 3 .. ..	—50,717
On subsequent outlay Rs. 3,552 at the flat rate 5·85 per cent. ..	208	Balance net interest charges ..	2,08,449
Total ..	1,57,732	Total ..	1,57,732

*No. 5.—Account of Indirect Charges for, and to end of, year 1924-25.*

Particulars.	Previous.	1924-25.	Total.	Particulars.	Previous.	1924-25.	Total.
	Rs.	Rs.	Rs.		Rs.	Rs.	Rs.
<b>CAPITAL ACCOUNT.</b>				<b>REVENUE ACCOUNT.</b>			
				1. Capitalized abatement of Land Revenue ..	19	..	19
				2. Leave and Pension Allowances ..	4,354	149	4,503
				3. Audit and Accounts Establishment ..	176	92	268
				Total ..	4,549	241	4,790

TRANZA NAGRAMA TANK.

TANK PROJECT.

No. 3.—Revenue Account for, and to end of, 1924-25.

Receipts.	TOTAL.			Charges.	TOTAL.		
	Previous.	1924-1925.	Total.		Previous.	1924-1925.	Total.
	Rs.	Rs.	Rs.		Rs.	Rs.	Rs.
<b>I.—DIRECT RECEIPTS.</b>				<b>I.—EXTENSIONS AND IMPROVEMENTS.</b>			
1. Water-rates from Irrigation ..	5,374	14	5,388	1. Head Works ..	6,055	..	6,055
5 Plantations ..	1	..	1	2. Main Canals and Branches ..	399	..	399
6. Other canal produce ..	2,404	258	2,662				
10 Fines ..	16	..	16				
11 Miscellaneous receipts ..	6,672	1,235	7,907	<b>Total ..</b>	<b>6,454</b>	<b>..</b>	<b>6,454</b>
				<b>II.—MAINTENANCE AND REPAIRS.</b>			
				1. Head Works ..	19,429	1,229	20,658
				2. Main Canals and Branches ..	12,510	1,169	13,679
<b>Total ..</b>	<b>14,467</b>	<b>1,507</b>	<b>16,974</b>	<b>Total ..</b>	<b>31,939</b>	<b>2,398</b>	<b>34,337</b>
<b>II.—INDIRECT RECEIPTS.</b>				<b>IV.—ESTABLISHMENT.</b>			
Irrigation share of Land Revenue collected in the Civil Department.	660	..	660	1 & 2. Direction and Accounts. } 3. Executive .. }	13,114	278	13,392
				<b>Total ..</b>	<b>13,114</b>	<b>278</b>	<b>13,392</b>
<b>Total ..</b>	<b>660</b>	<b>..</b>	<b>660</b>	<b>V.—TOOLS AND PLANT ..</b>	<b>799</b>	<b>13</b>	<b>812</b>
<b>Total Receipts ..</b>	<b>15,127</b>	<b>1,507</b>	<b>16,634</b>	<b>Carried over ..</b>	<b>52,306</b>	<b>2,689</b>	<b>54,995</b>
<b>Carried over ..</b>	<b>15,127</b>	<b>1,507</b>	<b>16,634</b>				

## PUBLIC WORKS DEPARTMENT, IRRIGATION BRANCH.

## TRANZA NAGRAMA TANK.

## TANK PROJECT.

No. 3.—Revenue Account for, and to end of, 1924-25.

Receipts.	TOTAL.			Charges.	TOTAL.		
	Previous.	1924-1925.	Total.		Previous.	1924-1925.	Total.
	Rs.	Rs.	Rs.		Rs.	Rs.	Rs.
Brought forward ..	15,127	1,507	16,634	Brought forward ..	52,306	2,689	54,995
				VI.—REFUNDS OF REVENUE.	199	..	199
				Total ..	52,505	2,689	55,194
				Share of collection charges in the Civil Department ..	385	1	386
				Total Direct Charges ..	52,890	2,690	55,580
				Indirect Charges debitable to Re- venue Account as per Account No. 5 ..	1,943	63	2,006
				Total Charges ..	54,833	2,753	57,586
				Balance Net Revenue ..	— 39,706	— 1,246	— 40,952
GRAND TOTAL ..	15,127	1,507	16,634	GRAND TOTAL ..	15,127	1,507	16,634

*N.B.*—Last Capital Account detailed in the Administrative Accounts for 1913-1914.

Construction estimate closed on 30th June 1909—*vide* G.R. No. 2496, dated 12th October 1909.

Completion report approved in G.R. No. 1730, dated 6th August 1910.

TRANZA NAGRAMA TANK.

TANK PROJECT.

No. 4.—Interest Account for, and to end of, 1924-25.

	Amount Rs.		Amount Rs.
Total interest charges to end of 1923-24 .. .. .	1,64,044	Net Revenue realized to end of 1923-24 as per No. 3 ..	—39,706
Interest charges for the year 1924-25 .. .. .	7,915	Net Revenue realized during 1924-25 as per No. 3 ..	—1,246
On Rs. 2,38,032 outlay to end of the year 1916-17 at the average rate 3.3252 per cent. ..Rs. 7,915		Total Net Revenue realized to end of the year as per No. 3 ..	—40,952
		Balance net interest charges ..	2,12,911
Total ..	1,71,959	Total ..	1,71,959

No. 5.—Account of Indirect Charges for, and to end of, 1924-25.

Particulars.	Previous.	1924-25.	Total.	Particulars.	1924-25.		Total.
					Rs.	Rs.	
CAPITAL ACCOUNT.				REVENUE ACCOUNT.			
				1. Capitalized abatement of Land Revenue ..	38	..	38
				2. Leave and Pension Allowances ..	1,835	39	1,874
				3. Audit and Accounts Establishment ..	70	24	94
				Total ..	1,943	63	2,006

## SAVALI TANK.

## TANK PROJECT.

No. 3.—Revenue Account for, and to end of, 1924-25.

Receipts.	TOTAL.			Charges.	TOTAL.		
	Previous.	1924-25.	Total.		Previous.	1924-25.	Total.
	Rs.	Rs.	Rs.		Rs.	Rs.	Rs.
<b>I.—DIRECT RECEIPTS.</b>				<b>I.—EXTENSIONS AND IMPROVEMENTS</b>			
1. Water-rates from Irrigation ..	56,205	2,453	58,658	1. Head Works ..	2,365	..	2,365
3. Sales of water ..	20	..	20	2. Main Canals and Branches ..	2,356	349	2,705
5. Plantations ..	65	..	65				
6. Other canal produce ..	982	341	1,323				
10. Fines ..	14	..	14	Total ..	4,721	349	5,070
11. Miscellaneous receipts ..	4,489	579	5,068				
12. Deduct Refunds ..	82	..	82	<b>II.—MAINTENANCE AND REPAIRS.</b>			
				1. Head Works ..	52,800	1,078	53,878
				2. Main Canals and Branches ..	25,800	3,488	29,288
Total ..	61,693	3,373	65,066	Total ..	78,600	4,566	83,166
<b>II.—INDIRECT RECEIPTS.</b>				<b>IV.—ESTABLISHMENT.</b>			
Irrigation share of Land Revenue collected in the Civil Department ..	2	1	3	1 and 2. Direction and Accounts ..	24,380	569	24,949
				3. Executive ..			
Total ..	2	1	3	Total ..	24,380	569	24,949
Total Receipts ..	61,695	3,374	65,069	<b>V.—TOOLS AND PLANT</b> ..	1,643	26	1,669
Carried over ..	61,695	3,374	65,069	Carried over ..	1,09,344	5,510	1,14,854

## SAVALI TANK.

## TANK PROJECT.

No. 3.—Revenue Account for, and to end of, 1924-25.

Receipts.	TOTAL.			Charges.	TOTAL.		
	Previous.	1924-25.	Total.		Previous.	1924-25.	Total.
	Rs.	Rs.	Rs.		Rs.	Rs.	Rs.
Brought forward ..	61,695	3,374	65,069	Brought forward..	1,09,344	5,510	1,14,854
				VI.—REFUNDS OF REVENUE..	48	..	48
				Total ..	1,09,392	5,510	1,14,902
				Share of collection charges in the Civil Department.	2,815	123	2,938
				Total direct charges.	1,12,207	5,633	1,17,840
				Indirect Charges debitable to Revenue Account as per Account No. 5 ..	4,001	129	4,130
				Total Charges ..	1,16,208	5,762	1,21,970
				Balance Net Re- venue ..	—54,513	—2,388	—56,901
GRAND TOTAL ..	61,695	3,374	65,069	GRAND TOTAL ..	61,695	3,374	65,069

*N.B.*—Last Capital Account detailed in the Administrative Accounts for 1912-13.

Construction Estimate closed on 31st March 1910, *vide* G. R. No. 66, dated 12th January 1910.

Completion Report approved in G. R. No. 2577, dated 15th March 1912.



## SAVALI TANK.

## TANK PROJECT.

*No. 4.—Interest Account for, and to end of, 1924-25.*

	Amount Rs.		Amount Rs.
Total interest charges to end of 1923-24 .. ..	1,44,399	Net Revenue realized to end of 1923-24 as per No. 3 ..	-54,513
Interest charges for the year 1924-25 .. ..	7,787	Net Revenue realized during 1924-25 as per No. 3 ..	-2,388
On Rs. 2,34,179 outlay to end of the year 1916-17 at the average rate 3.3252 per cent. .Rs. 7,787		Total Net Revenue realized to end of the year as per No. 3 .. ..	-56,901
		Balance net interest charges ..	2,09,087
<b>Total ..</b>	<b>1,52,186</b>	<b>Total ..</b>	<b>1,52,186</b>

*No. 5.—Account of Indirect Charges for, and to end of, 1924-25.*

Particulars.	Previous.	1924-25.	Total.	Particulars.,	Previous.	1924-25.	Total.
					Rs.	Rs.	Rs.
CAPITAL ACCOUNT.				REVENUE ACCOUNT.			
				1. Capitalized abatement of Land Revenue ..	449	..	449
				2. Leave and Pension Allowances ..	3,413	80	3,493
				3. Audit and Accounts Establishment ..	139	49	188
			<b>Total ..</b>	<b>4,001</b>	<b>129</b>	<b>4,130</b>	

SAHIAT TANK.

TANK PROJECT.

No. 3.—Revenue Account for, and to end of, 1924-25.

Receipts.	TOTAL.			Charges.	TOTAL.		
	Previous.	1924-25.	Total.		Previous.	1924-25.	Total.
	Rs.	Rs.	Rs.		Rs.	Rs.	Rs.
<b>I.—DIRECT RECEIPTS.</b>				<b>I.—EXTENSIONS AND IMPROVEMENTS.</b>			
1. Water-rates from Irrigation ..	18,366	382	18,748	1. Head Works ..	2,460	..	2,460
3. Sales of water ..	10	..	10	2. Main Canals and Branches ..	4,443	..	4,443
5. Plantations ..	15	..	15	3. Distributaries..	612	..	612
6. Other Canal produce ..	1,650	406	2,056	4. Drainage and Protective Works.	..	..	..
9. Rents of buildings ..	..	1	1	<b>Total ..</b>	<b>7,515</b>	<b>..</b>	<b>7,515</b>
10. Fines ..	..	3	3	<b>II.—MAINTENANCE AND REPAIRS.</b>			
11. Miscellaneous receipts ..	3,713	353	4,066	1. Head Works ..	45,719	726	46,445
<b>Total ..</b>	<b>23,754</b>	<b>1,145</b>	<b>24,899</b>	2. Main Canals and Branches ..	35,408	2,767	38,175
				3. Distributaries...	..	..	..
				4. Drainage and Protective Works.	..	..	..
				<b>Total ..</b>	<b>81,127</b>	<b>3,493</b>	<b>84,620</b>
<b>II.—INDIRECT RECEIPTS.</b>				<b>III.—COMPENSATION.</b> ..	..	..	..
Irrigation share of Land Revenue collected in the Civil Department ..	8,119	..	8,119	<b>IV.—ESTABLISHMENT.</b>			
				1 & 2. Direction and Accounts ..	25,509	405	25,914
				3. Executive ..			
<b>Total ..</b>	<b>8,119</b>	<b>..</b>	<b>8,119</b>	<b>Total ..</b>	<b>25,509</b>	<b>405</b>	<b>25,914</b>
<b>Total Receipts ..</b>	<b>31,873</b>	<b>1,145</b>	<b>33,018</b>	<b>V.—TOOLS AND PLANT ..</b>	1,774	19	1,793
<b>Carried over ..</b>	<b>31,873</b>	<b>1,145</b>	<b>33,018</b>	<b>Carried over ..</b>	<b>1,15,925</b>	<b>3,917</b>	<b>1,19,842</b>

212 PUBLIC WORKS DEPARTMENT, IRRIGATION BRANCH.

SAHIAT TANK.

TANK PROJECT.

No. 3.—Revenue Account for, and to end of, 1924-25.

Receipts.	TOTAL.			Charges.	TOTAL.		
	Previous.	1924-25.	Total.		Previous.	1924-25.	Total.
	Rs.	Rs.	Rs.		Rs.	Rs.	Rs.
Frought forward ..	31,873	1,145	33,018	Brought forward ..	1,15,925	3,917	1,19,842
				Profit and Loss—	..	..	..
				VI.—REFUND S OF REVENUE..	1	..	1
				Total ..	1,15,926	3,917	1,19,843
				Share of Collection charges in the Civil Depart- ment ..	1,729	19	1,748
				Total Direct Charges ..	1,17,655	3,936	1,21,591
				Indirect Charges debitable to Re- venue Account as per No. 5 ..	3,708	92	3,800
				Total Charges ..	1,21,363	4,028	1,25,391
				Balance Net Re- venue ..	-89,490	-2,883	-92,373
GRAND TOTAL ..	31,873	1,145	33,018	GRAND TOTAL ..	31,873	1,145	33,018

N.B.—Last Capital Account detailed in the Administrative Accounts for 1911-12.

Construction Estimate closed on 31st March 1912, vide G.R. No. 2066, dated 18th October 1911.

Completion Report approved in G. R. No. 10160, dated 7th October 1913.

SAHIAT TANK.

TANK PROJECT.

No. 4.—Interest Account for, and to end of, 1924-25.

	Amount Rs.,		Amount Rs.
Total interest charges to end of 1923-24 .. ..	79,136	Net Revenue realized to end of 1923-24 as per No. 3 ..	-89,490
Interest charges for the year 1924-25 .. ..	5,269	Net Revenue realized during 1924-25 as per No. 3 ..	-2,883
On Rs. 1,58,452 outlay to end of the year 1916-17 at the average rate 3.3252 per cent. .Rs. 5,269		Total Net Revenue realized to end of the year as per No. 3 .. ..	-92,373
		Balance net interest charges ..	1,76,778
Total ..	84,405	Total ..	84,405

No. 5.—Account of Indirect Charges for, and to end of, 1924-25.

Particulars.	Previous.	1924-25.	Total.	Particulars.	Previous.	1924-25.	Total.
CAPITAL ACCOUNT.					Rs.	Rs.	Rs.
				REVENUE ACCOUNT.			
				1. Capitalised abatement of Land Revenue ..	..	..	..
				2. Leave and Pension Allowances ..	3,572	57	3,629
				3. Audit and Accounts Establishment ..	136	35	171
			Total ..	3,708	92	3,800	

## FUTELAO TANK.

## TANK PROJECT.

No. 3.—Revenue Account for, and to end of, 1924-25.

Receipts.	TOTAL.			Charges.	TOTAL.		
	Previous.	1924-25.	Total.		Previous.	1924-25.	Total.
	Rs.	Rs.	Rs.		Rs.	Rs.	Rs.
<b>I.—DIRECT RECEIPTS.</b>				<b>I.—EXTENSIONS AND IMPROVEMENTS.</b>			
1. Water rates from Irrigation ..	939	178	1,117	1. Head Works ..	500	..	500
5. Plantations ..	26	..	26				
6. Other Canal produce ..	171	15	186				
11. Miscellaneous receipts ..	1,055	69	1,124	Total ..	500	..	500
				<b>II.—MAINTENANCE AND REPAIRS.</b>			
				1. Head Works ..	7,793	876	8,669
				2. Main Canal and Branches ..	4,266	521	4,787
Total ..	2,191	262	2,453	Total ..	12,059	1,397	13,456
<b>II.—INDIRECT RECEIPTS.</b>				<b>IV.—ESTABLISHMENT.</b>			
Irrigation share of Land Revenue collected in the Civil Department ..	..	..	..	1 & 2. Direction and Accounts ..	2,808	162	2,970
				3. Executive ..			
				Total ..	2,808	162	2,970
Total Receipts ..	2,191	262	2,453	<b>V.—TOOLS AND PLANT ..</b>	214	7	221
Carried over ..	2,191	262	2,453	Carried over ..	15,581	1,566	17,147

FUTELAO TANK.

TANK PROJECT.

No. 3.—Revenue Account for, and to end of, 1924-25.

Receipts.	TOTAL.			Charges.	TOTAL.		
	Previous.	1924-25.	Total.		Previous.	1924-25.	Total.
	Rs.	Rs.	Rs.		Rs.	Rs.	Rs.
Brought forward ..	2,191	262	2,453	Brought forward..	15,581	1,566	17,147
				VI.—Refunds of Revenue.	..	..	..
				Total ..	15,581	1,566	17,147
				Share of Collection Charges in the Civil Department ..	48	9	57
				Total Direct Charges	15,629	1,575	17,204
				Indirect Charges debitable to Re- venue Account as per Account No. 5 ..	435	37	472
				Total Charges ..	16,064	1,612	17,676
				Balance Net Revenue ..	-13,873	-1,350	-15,223
GRAND TOTAL ..	2,191	262	2,453	GRAND TOTAL ..	2,191	262	2,453

N.B.—Last Capital Account detailed in the Administrative Accounts for 1916-17  
Construction Estimate closed on 30th November 1916.

## FUTELAO TANK.

## TANK PROJECT.

No. 4.—Interest Account for, and to end of year 1924-25.

	Amount Rs.		Amount Rs.
Total interest charges to end of 1924-25 .. ..	32,510	Net Revenue realized to end of 1923-24 as per No. 3 ..	-13,873
Interest charges for the year 1924-25 .. ..	3,570	Net Revenue realized during 1924-25 as per No. 3 ..	-1,350
On Rs. 1,07,356 outlay to end of the year 1916-17 at the average rate 3.3252 per cent. ..Rs. 3,570		Total Net Revenue realized to end of the year as per No. 3 .. ..	-15,223
		Balance net interest charges ..	51,303
Total ..	36,080	Total ..	36,080

No. 5.—Account of Indirect Charges for, and to end of, year 1924-25.

Particulars.	Previous.	1924-25.	Total.	Particulars.	Previous.	1924-25.	Total.
					Rs.	Rs.	Rs.
CAPITAL ACCOUNT.				REVENUE ACCOUNT.			
				1. Capitalized abatement of Land Revenue ..	..	..	..
				2. Leave and Pension Allowances ..	394	23	417
				3. Audit and Accounts Establishment ..	41	14	55
				Total ..	435	37	472

LOWER PANJHRA RIVER WORKS.

TANK PROJECT.

No. 3.—Revenue Account for, and to end of, 1924-25.

Receipts.	TOTAL.			Charges	TOTAL.		
	Previous.	1924-25.	Total.		Previous.	1924-25.	Total.
	Rs.	Rs.	Rs.		Rs.	Rs.	Rs.
<b>I.—DIRECT RECEIPTS.</b>				<b>I.—EXTENSIONS AND IMPROVEMENTS</b>			
1. Water-rates from Irrigation ..	4,78,786	11,271	4,90,057	1. Head Works ..	1,428	..	1,428
3. Sales of water ..	440	..	440	2. Main Canals and Branches ..	34,778	231	35,009
5. Plantations ..	32,012	2,209	34,221	3. Distributaries..	9,358	..	9,358
6. Other canal produce ..							
9. Rents of buildings ..	50	43	93	<b>Total ..</b>	<b>45,564</b>	<b>231</b>	<b>45,795</b>
10. Fines ..	503	..	503				
11. Miscellaneous receipts ..	6,519	..	6,519	<b>II.—MAINTENANCE AND REPAIRS.</b>			
12. Deduct—R e-funds.	22	..	22	1. Head Works ..	36,912	572	37,484
				2. Main Canals and Branches ..	18,197	317	18,514
				3. Distributaries..	72,600	86	72,686
				4. Drainage and Protective Works ..	2,728	..	2,728
<b>Total ..</b>	<b>5,18,288</b>	<b>13,523</b>	<b>5,31,811</b>	<b>Total ..</b>	<b>1,30,437</b>	<b>975</b>	<b>1,31,412</b>
<b>II.—INDIRECT RECEIPTS.</b>							
Irrigation share of Land Revenue collected in the Civil Department.	2,56,023	8,948	2,64,971	<b>IV.—ESTABLISHMENT.</b>			
				1. & 2. Direction and Accounts ..	1,11,721	1,877	1,13,598
				3. Executive ..			
<b>Total ..</b>	<b>2,56,023</b>	<b>8,948</b>	<b>2,64,971</b>	<b>Total ..</b>	<b>1,11,721</b>	<b>1,877</b>	<b>1,13,598</b>
<b>Total, Receipts ..</b>	<b>7,74,311</b>	<b>22,471</b>	<b>7,96,782</b>	<b>V.—TOOLS AND PLANT ..</b>	3,295	46	3,341
<b>Carried over ..</b>	<b>7,74,311</b>	<b>22,471</b>	<b>7,96,782</b>	<b>Carried over ..</b>	<b>2,91,017</b>	<b>3,129</b>	<b>2,94,146</b>



218 PUBLIC WORKS DEPARTMENT, IRRIGATION BRANCH.

LOWER PANJHRA RIVER WORKS.

TANK PROJECT.

No. 3.—Revenue Account for, and to end of, 1924-25.

Receipts.	TOTAL.			Charges.	TOTAL.		
	Previous.	1924-25.	Total.		Previous.	1924-25.	Total.
	Rs.	Rs.	Rs.		Rs.	Rs.	Rs.
Brought forward ..	7,74,311	22,471	7,96,782	Brought forward ..	2,91,017	3,129	2,94,146
				Profit and Loss ..	19	..	19
				VI.—REFUNDS OF REVENUE ..	3,896	..	3,896
				Suspense Account ..	140	..	140
				Total ..	2,95,072	3,129	2,98,201
				Share of collection charges in the Ci- vil Department ..	66,275	1,803	68,078
				Total Direct Charges ..	3,61,347	4,932	3,66,279
				Indirect Charges debitable to Revenue Account as per Account No. 5 ..	16,262	275	16,537
				Total Charges ..	3,77,609	5,207	3,82,816
				Balance Ne <sup>n</sup> Revenue ..	3,96,702	17,264	4,13,966
GRAND TOTAL ..	7,74,311	22,471	7,96,782	GRAND TOTAL ..	7,74,311	22,471	7,96,782

N.B.—Last Capital Account detailed in the Administrative Accounts for 1893-99.

Construction Estimate closed on 31st March 1895—vide G. R. No. 148, dated 31st January 1896.

Completion Report approved in G. R. No. 1392, dated 3rd October 1896.

LOWER PANJHRA RIVER WORKS.

TANK PROJECT.

No. 4.—Interest Account for, and to end of, 1924-25.

	Amount Rs.		Amount Rs.
Total interest charges to end of 1923-24 .. ..	8,86,931	Net Revenue realized to end of 1923-24 as per No. 3 ..	3,96,702
Interest charges for the year 1924-25 .. .. Rs.	14,810	Net Revenue realized during 1924-25 as per No. 3 .. ..	17,264
On Rs. 4,45,382 outlay to end of the year 1916-17 at the average rate 3.3252 per cent. ..	14,810	Total Net Revenue realized to end of the year as per No. 3 .. ..	4,13,966
		Balance net interest charges ..	4,87,775
Total ..	9,01,741	Total ..	9,01,741

No. 5.—Account of Indirect Charges for, and to end of, 1924-25.

Particulars.	Previous.	1924-25.	Total.	Particulars.	Previous.	1924-25..	Total.
	Rs.	Rs.	Rs.		Rs.	Rs.	Rs.
CAPITAL ACCOUNT.				REVENUE ACCOUNT.			
				1. Capitalized abatement of Land Revenue ..	94	..	94
				2. Leave and Pension Allowances ..	16,063	263	16,326
				3. Audit and Accounts Establishment ..	105	12	117
				Total ..	16,262	275	16,537

## HARTALA TANK.

## TANK PROJECT.

No. 3.—Revenue Account for, and to end of, 1924-25.

Receipts.	TOTAL.			Charges.	TOTAL.		
	Previous.	1924-25.	Total.		Previous.	1924-25.	Total.
	Rs.	Rs.	Rs.		Rs.	Rs.	Rs.
<b>I.—DIRECT RECEIPTS.</b>				<b>I.—EXTENSIONS AND IMPROVEMENTS.</b>			
1. Water rates from Irrigation ..	18,646	93	18,739	1. Head Works ..	5,011	..	5,011
3. Sales of water ..	140	..	140	2. Main Canals and Branches ..	584	..	584
5. Plantations ..	273	6	279				
6. Other canal produce ..	13,748	413	14,161				
10. Fines ..	260	..	260	Total ..	5,595	..	5,595
11. Miscellaneous receipts ..	20,036	629	20,665				
				<b>II.—MAINTENANCE AND REPAIRS.</b>			
				1. Head Works ..	6,890	..	6,890
				2. Main Canals and Branches ..	1,297	450	1,747
				3. Distributaries..	1,342	..	1,342
Total ..	53,103	1,141	54,244	Total ..	9,529	450	9,979
<b>II.—INDIRECT RECEIPTS.</b>				<b>IV.—ESTABLISHMENT.</b>			
Irrigation share of Land Revenue collected in the Civil Department.	..	..	..	1. & 2. Direction and Accounts ..	10,004	308	10,312
				3. Executive ..			
				Total ..	10,004	308	10,312
Total, Receipts ..	53,103	1,141	54,244	<b>V.—TOOLS AND PLANT ..</b>	277	17	294
Carried over ..	53,103	1,141	54,244	Carried over ..	25,405	775	26,180

ADMINISTRATIVE ACCOUNTS FOR THE YEAR 1924-25. 221

HARTALA TANK.

TANK PROJECT.

No. 3.—Revenue Account for, and to end of, 1924-25.

Receipts.	TOTAL.			Charges.	TOTAL.		
	Previous.	1924-25.	Total.		Previous.	1924-25.	Total.
	Rs.	Rs.	Rs.		Rs.	Rs.	Rs.
brought forward ..	53,103	1,141	54,244	Brought forward..	25,405	775	26,180
				VI.—REFUNDS OF REVENUE ..	2,957	..	2,957
				Total ..	28,362	775	29,137
				Share of Collection charges in the Ci- vil Department ..	1,774	18	1,792
				Total Direct Charges ..	30,136	793	30,929
				Indirect Charges debitable to Re- venue Account as per Account No. 5	1,435	48	1,483
				Total Charges ..	31,571	841	32,412
				Balance Net Revenue ..	21,532	300	21,832
GRAND TOTAL ..	53,103	1,141	54,244	GRAND TOTAL ..	53,103	1,141	54,244

N.B.—Last Capital Account detailed in the Administrative Accounts for 1886-87.

Construction Estimate closed on 31st March 1887—*vide* G. R. No. 1411, dated 12th September 1893.

Completion Report approved in G. R. No. 1224, dated 31st July 1894.

HARTALA TANK.

TANK PROJECT.

No. 4.—Interest Account for, and to end of, 1924-25.

	Amount Rs.		Amount Rs.
Total interest charges to end of 1923-24 .. ..	93,948	Net Revenue realized to end of 1923-24 as per No. 3 .. ..	21,532
Interest charges for the year 1924-25 .. ..	1,594	Net Revenue realized during 1924-25 as per No. 3 .. ..	300
On Rs. 47,948 outlay to end of the year 1916-17 at the average rate 3.3252 per cent. ..	Rs. 1,594	Total Net Revenue realized to end of the year as per No 3 .. ..	21,832
		Balance net interest charges ..	73,710
<b>Total ..</b>	<b>95,542</b>	<b>Total ..</b>	<b>95,542</b>

No. 5.—Account of Indirect Charges for, and to end of, year 1924-25.

Particulars.	Previous.	1924-25.	Total.	Particulars.	Previous.	1924-25.	Total.
<b>CAPITAL ACCOUNT.</b>				<b>REVENUE ACCOUNT.</b>			
				1. Capitalized abatement of Land Revenue .. ..	..	..	..
				2. Leave and Pension Allowances ..	1,416	43	1,459
				3. Audit and Accounts Establishment ..	19	5	24
				<b>Total ..</b>	<b>1,435</b>	<b>48</b>	<b>1,483</b>

MHASWA TANK.

TANK PROJECT.

No. 3.—Revenue Account for, and to end of, 1924-25.

Receipts.	TOTAL.			Charges.	TOTAL.		
	Previous.	1924-25.	Total.		Previous.	1924-25.	Total.
	Rs.	Rs.	Rs.		Rs.	Rs.	Rs.
<b>I.—DIRECT RECEIPTS.</b>				<b>I.—EXTENSIONS AND IMPROVEMENTS.</b>			
1. Water-rates from Irrigation ..	36,042	675	36,717	1. Head Works ..	6,774	..	6,774
3. Sales of water..	14	..	14	2. Main Canals and Branches ..	4,037	..	4,037
5. Plantations ..	12,125	141	12,948	3. Distributaries	586	..	586
6. Other canal produce ..		682					
9. Rents of buildings ..	154	..	154				
10. Fines ..	5	..	5	Total ..	11,397	..	11,397
11. Miscellaneous receipts ..	17,559	441	18,000				
12. Deduct-refunds ..	..	1	1	<b>II.—MAINTENANCE AND REPAIRS.</b>			
				1. Head Works ..	4,347	..	4,347
				2. Main Canals and Branches ..	9,252	833	10,085
				3. Distributaries..	16,559	..	16,559
Total ..	65,899	1,938	67,837	Total ..	30,158	833	30,991
<b>II.—INDIRECT RECEIPTS.</b>							
Irrigation share of Land Revenue collected in the Civil Department.	..	..	..	<b>IV.—ESTABLISHMENT.</b>			
				1 & 2. Direction and Accounts ..	29,616	571	30,187
				3. Executive ..			
				Total ..	29,616	571	30,187
Total, Receipts ..	65,899	1,938	67,837	<b>V.—TOOLS AND PLANT ..</b>	1,419	32	1,451
Carried over :	65,899	1,938	67,837	Carried over ..	72,590	1,436	74,026

224 PUBLIC WORKS DEPARTMENT, IRRIGATION BRANCH.

MHASWA TANK.

TANK PROJECT.

No. 3.—Revenue Account for, and to end of, 1924-25.

Receipts.	TOTAL.			Charges.	TOTAL.		
	Previous.	1924-25.	Total.		Previous.	1924-25.	Total.
	Rs.	Rs.	Rs.		Rs.	Rs.	Rs.
Brought forward ..	65,899	1,938	67,837	Brought forward ..	72,590	1,436	74,026
				Profit and Loss ..	149	..	149
				VI.—REFUNDS OF REVENUE ..	212	..	212
				Total ..	72,951	1,436	74,387
				Share of collection charges in the Civil Department.	1,830	34	1,864
				Total Direct Charges ..	74,781	1,470	76,251
				Indirect Charges debitable to Revenue Account as per Account No. 5 ..	4,467	88	4,555
				Total Charges ..	79,248	1,558	80,806
				Balance Net Revenue ..	-13,349	380	-12,969
GRAND TOTAL ..	65,899	1,938	67,837	GRAND TOTAL ..	65,899	1,938	67,837

N.B.—Last Capital Account detailed in the Administrative Accounts for 1893-94.

Construction Estimate closed on 31st March 1887, vide G. R. No. 1411, dated 12th September 1893.

Completion Report approved in G. R. No. 1224, dated 31st July 1894.

MHASWA TANK.

TANK PROJECT.

No. 4.—Interest Account for, and to end of, 1924-25.

	Amount Rs.		Amount Rs.
Total interest charges to end of 1923-24 .. ..	2,28,472	Net Revenue realized to end of 1923-24 as per No. 3 ..	-13,349
Interest charges for the year 1924-25 .. ..	4,282	Net Revenue realized during 1924-25 as per No. 3 .. ..	380
On Rs. 1,28,781 outlay to end of the year 1916-17 at the average rate 3.3252 per cent. .. Rs. 4,282	..	Total Net Revenue realized to end of the year as per No. 3 ..	-12,969
		Balance net interest charges ..	2,45,723
Total ..	2,32,754	Total ..	2,32,754

No. 5.—Revenue Account for, and to end of, 1924-25.

Particulars.	Previous.	1924-25.	Total.	Particulars.	Previous.	1924-25.	Total.
CAPITAL ACCOUNT.				REVENUE ACCOUNT.	Rs.	Rs.	Rs.
				1. Capitalized abatement of Land Revenue ..	120	..	120
				2. Leave and Pension Allowances ..	4,306	80	4,386
				3. Audit and Accounts Establishment ..	41	8	49
				Total ..	4,467	88	4,555



## JAMDA CANAL.

## CANAL PROJECT.

No. 2.—Capital Account for, and to end of, 1924-25.

Heads of Account.	Direct Charges.			Cost of Construction as now estimated (Construction estimate closed on 31st March 1902).	Expenditure against closed estimate.
	Previous.	1924-25.	Total.		
1	2	3	4	5	6
<b>I.—WORKS.</b>	Rs.	Rs.	Rs.	Rs.	Rs.
(1) HEAD WORKS.					
B. Land .. ..	250	..	250	250	250
C. Works .. ..	95,149	..	95,149	95,149	95,149
K. Buildings .. ..	11,689	..	11,689	11,689	11,689
<b>Total, Head Works ..</b>	<b>1,07,088</b>	<b>..</b>	<b>1,07,088</b>	<b>1,07,088</b>	<b>1,07,088</b>
(2) MAIN CANALS AND BRANCHES.					
A. Preliminary Expense ..	1,917	..	1,917	1,917	1,917
B. Land .. ..	1,905	..	1,905	1,905	1,905
F. River and hill torrent works ..	2,04,006	3,383	2,07,389	2,08,248	2,03,832
G. Bridges .. ..	31,947	..	31,947	34,297	31,947
H. Escapes .. ..	6,317	..	6,317	6,317	6,317
K. Buildings .. ..	8,431	..	8,431	8,431	8,431
L. Earth-work .. ..	3,55,087	..	3,55,087	3,55,087	3,55,087
M. Plantations .. ..	15,843	..	15,843	15,843	15,843
O. Miscellaneous .. ..	4,033	..	4,033	4,033	4,033
<b>Total, Main Canals and Branches ..</b>	<b>6,29,486</b>	<b>3,383</b>	<b>6,32,869</b>	<b>6,36,078</b>	<b>6,29,312</b>
(3) DISTRIBUTARIES.					
A. Preliminary Expenses ..	70	..	70	70	70
B. Land .. ..	14	..	14	14	14
C. Works .. ..	28,835	..	28,835	28,487	26,656
L. Earth-work .. ..	21,285	..	21,285	21,868	21,232
O. Miscellaneous .. ..	1,857	..	1,857	1,857	1,857
<b>Total Distributaries ..</b>	<b>52,061</b>	<b>..</b>	<b>52,061</b>	<b>52,296</b>	<b>49,829</b>
<b>Total, I.—Works ..</b>	<b>7,88,635</b>	<b>3,383</b>	<b>7,92,018</b>	<b>7,95,462</b>	<b>7,86,229</b>
Carried over ..	7,88,635	3,383	7,92,018	7,95,462	7,86,229

JAMDA CANAL.

CANAL PROJECT.

No. 2.—Capital Account for, and to end of, 1924-25.

Heads of Account.	Direct Charges.			Cost of Construction as now estimated (Construction estimate closed on 31st Mar. 1902).	Expenditure against closed estimates.
	Previous.	1924-25.	Total.		
1	2	3	4	5	6
	Rs.	Rs.	Rs.	Rs.	Rs.
Brought forward ..	7,88,635	3,383	7,92,018	7,95,462	7,86,229
<b>II.—ESTABLISHMENT.</b>					
1 and 2. Direction and Accounts ..	1,92,310	688	1,92,998	1,93,918	1,91,841
3. Executive ..					
Total, Establishment ..	1,92,310	688	1,92,998	1,93,918	1,91,841
<b>III. TOOLS AND PLANT</b> ..	13,212	129	13,341	13,267	13,129
<b>GRAND TOTAL</b> ..	9,94,157	4,200	9,98,357	10,02,647	9,91,199
V. Less—Receipts on Capital Account	21	..	21	21	21
Net Outlay ..	9,94,136	4,200	9,98,336	10,02,626	9,91,178
<i>Apportionment.</i>					
Chargeable to 43—Minor Works and Navigation ..	9,91,178	..	9,91,178	10,02,626	9,91,178
Chargeable to 55—Construction of Irrigation Works—Provincial ..	2,958	4,200	7,158		
Total ..	9,94,136	4,200	9,98,336	10,02,626	9,91,178

## JAMDA CANAL.

## CANAL PROJECT.

No. 3.—Revenue Account for, and to end of, 1924-25.

Receipts.	TOTAL.			Charges.	TOTAL.		
	Previous.	1924-25.	Total.		Previous.	1924-25.	Total.
	Rs.	Rs.	Rs.		Rs.	Rs.	Rs.
<b>I.—DIRECT RECEIPTS.</b>				<b>I.—EXTENSIONS AND IMPROVEMENTS.</b>			
1. Water Rates from Irrigation ..	3,34,622	5,995	3,40,617	1. Head Works ..	8,605	..	8,605
3. Sales of water ..	212	..	212	2. Main Canals and Branches ..	25,605	1,349	26,954
5. Plantations ..	74,080	999	76,215	3. Distributaries ..	1,464	..	1,464
6. Other canal produce ..		1,136					
9. Rents of buildings ..	2,135	24	2,159				
10. Fines ..	153	..	153	Total ..	35,674	1,349	37,023
11. Miscellaneous receipts ..	2,805	3	2,808				
12. <i>Deduct</i> —Refunds ..	172	17	189	<b>II.—MAINTENANCE AND REPAIRS.</b>			
				1. Head Works ..	20,138	50	20,188
				2. Main Canals and Branches ..	2,62,597	5,420	2,68,017
				3. Distributaries ..	16,463	..	16,463
Total ..	4,13,835	8,140	4,21,975	Total ..	2,99,198	5,470	3,04,668
<b>II.—INDIRECT RECEIPTS.</b>							
Irrigation share of Land Revenue collected in the Civil Department.	..	..	..	<b>IV.—ESTABLISHMENT.</b>			
				1 & 2. Direction and Accounts ..	2,43,091	4,676	2,47,767
				3. Executive ..			
Total ..	..	..	..	Total ..	2,43,091	4,676	2,47,767
Total, Receipts ..	4,13,835	8,140	4,21,975	<b>V.—TOOLS AND PLANT</b> ..	7,080	261	7,341
Carried over ..	4,13,835	8,140	4,21,975	Carried over ..	5,85,043	11,756	5,96,799

JAMDA CANAL.

CANAL PROJECT.

No. 3.—Revenue Account for, and to end of, 1924-25.

Receipts.	TOTAL.			Charges.	TOTAL.		
	Previous.	1924-25.	Total.		Previous.	1924-25.	Total.
	Rs.	Rs.	Rs.		Rs.	Rs.	Rs.
Brought forward ..	4,13,835	8,140	4,21,975	Brought forward ..	5,85,043	11,756	5,96,799
				Profit and Loss—	84	..	84
				VI.—REFUNDS OF REVENUE ..	1,102	..	1,102
				Suspense Account ..	..	..	..
				Total ..	5,86,229	11,756	5,97,985
				Share of Collection charges in the Civil Department.	16,660	300	16,960
				Total, Direct Charges	6,02,889	12,056	6,14,945
				Indirect Charges debitable to Revenue Account as per Account No. 5 ..	37,658	723	38,381
				Total, Charges ..	6,40,547	12,779	6,53,326
				Balance Net Revenue ..	—2,26,712	—4,639	—2,31,351
GRAND TOTAL ..	4,13,835	8,140	4,21,975	GRAND TOTAL ..	4,13,835	8,140	4,21,975

N.B.—Construction Estimate closed on 31st March 1902—vide G. R. No. 5163, dated 1st May 1915.  
Completion Report approved in G. R. No. 5163, dated 1st May 1915.

## JAMDA CANAL.

## CANAL PROJECT.

## No. 4.—Interest Account for, and to end of, 1924-25.

	Amount Rs.		Amount Rs.
Total interest charges to end of 1923-24 .. ..	21,24,195	Net Revenue realized to end of 1923-24 as per No. 3 ..	—2,26,712
Interest charges for the year 1924-25 .. ..	Rs. 33,255	Net Revenue realized during 1924-25 as per No. 3 .. ..	—4,639
On Rs. 9,91,178 outlay to end of the year 1916-17 at the average rate 3.3252 per cent. 32,959		Total Net Revenue realized to end of the year as per No. 3 .. ..	—2,31,351
On subsequent outlay Rs. 5,058 (from 1917-18 to 1923-24 and half of 1924-25) at the flat rate 5.85 per cent. .. 296		Balance net interest charges ..	23,88,801
Total ..	21,57,450	Total ..	21,57,450

## No. 5.—Account of Indirect Charges for, and to end of, 1924-25.

Particulars.	Previous.	1924-25.	Total.	Particulars.	Previous.	1924-25.	Total.
	Rs.	Rs.	Rs.		Rs.	Rs.	Rs.
<b>CAPITAL ACCOUNT.</b>				<b>REVENUE ACCOUNT.</b>			
1. Capitalized abatement of Land Revenue ..	12,015	..	12,015	1. Capitalized abatement of Land Revenue ..	446	..	446
2. Leave and Pension Allowances ..	37,962	96	38,058	2. Leave and Pension Allowances ..	37,039	655	37,694
3. Audit and Accounts Establishment ..	24	34	58	3. Audit and Accounts Establishment ..	173	68	241
Total ..	50,001	130	50,381	Total ..	37,658	723	38,381

JAMDA CANAL.

CANAL PROJECT.

No. 6.—Statement comparing Capital Cost to end of 1924-25 with sanctioned estimates.

Particulars.	CHARGES AGAINST CLOSED SANCTIONS.			CURRENT SANCTIONS.			Total charges to date against old and current sanctions.
	Expenditure against construction estimate.	Expenditure against Open Capital sanctioned.	Total.	Charges to date.	Amount of sanctioned estimate.	Unspent balance of estimate.	
1	2		4	5	6	7	8
	Rs.	Rs.	Rs.	Rs.	Rs.	Rs.	Rs.
<b>DIRECT CHARGES.</b>							
Works .. .. .	7,86,229	..	7,86,229	5,789	9,233	3,444	7,92,018
Establishment ..	1,91,841	..	1,91,841	1,157	2,077	920	1,92,998
Tools and Plant ..	13,129	..	13,129	212	138	-74	13,341
Total ..	9,91,199	..	9,91,199	7,158	11,448	4,290	9,98,357
Less—Receipts on Capital Account ..	21	..	21	..	..	..	21
Net Total ..	9,91,178	..	9,91,178	7,158	11,448	4,290	9,98,336
<b>INDIRECT CHARGES.</b>							
Capitalized abatement of Land Revenue ..	12,015	..	12,015	..	..	..	12,015
Leave and Pension Allowances ..	37,896	..	37,896	162	291	129	38,058
Audit and Accounts ..	..	..	..	58	..	-58	58
Total ..	49,911	.	49,911	220	291	71	50,131
<b>GRAND TOTAL ..</b>	<b>10,41,089</b>	<b>..</b>	<b>10,41,089</b>	<b>7,378</b>	<b>11,739</b>	<b>4,361</b>	<b>10,48,467</b>

Sanction to schedule of incomplete works, G. R. (P. W. D.) No. 3631, dated 22nd April 1924,

## BHATODI TANK.

## TANK PROJECT.

No. 3.—Revenue Account for, and to end of, 1924-25.

Receipts.	TOTAL.			Charges.	TOTAL.		
	Previous.	1924-25	Total.		Previous.	1924-25.	Total.
	Rs.	Rs.	Rs.		Rs.	Rs.	Rs.
<b>I.—DIRECT RECEIPTS.</b>				<b>I.—EXTENSIONS AND IMPROVEMENTS.</b>			
1. Water rates from Irrigation ..	1,73,448	5,296	1,78,744	1. Head Works ..	7,162	3,315	10,477
3. Sales of water ..	16	..	16	2. Main Canals and Branches ..	9,684	..	9,684
5. Plantations ..	13,890	108	14,072				
6. Other canal produce ..		74					
9. Rents of buildings ..	214	9	223	Total ..	16,846	3,315	20,161
10. Fines ..	315	..	315	<b>II.—MAINTENANCE AND REPAIRS.</b>			
11. Miscellaneous receipts ..	34,065	1,085	35,150	1. Head Works ..	22,419	1,270	23,689
12. Deduct—Re-funds ..	17	..	17	2. Main Canals and Branches ..	82,851	1,158	84,009
Total ..	2,21,931	6,572	2,28,503	3. Distributaries..	6,293	48	6,341
				Total ..	1,11,563	2,476	1,14,039
<b>II.—INDIRECT RECEIPTS.</b>				<b>III.—COMPENSATION</b> ..	9	..	9
Irrigation share of Land Revenue collected in the Civil Department. Revenue on lands irrigated by percolation as per G. R. No. 1757 dated 16th Oct. 1891 ..	57,172	2,648	59,820	<b>IV.—ESTABLISHMENT.</b>			
Increased Land Revenue as per G. R. No. 203 dated 30th March 1878 ..	7,010	146	7,157	1 & 2. Direction and Accounts ..	90,603	2,452	93,055
Total ..	64,182	2,794	66,976	3. Executive ..			
Total receipts ..	2,86,113	9,366	2,95,479	Total ..	90,603	2,452	93,055
Carried over ..	2,86,113	9,366	2,95,479	<b>V.—TOOLS AND PLANT</b> ..	2,549	222	2,771
				Carried over ..	2,21,570	8,465	2,30,035

BHATODI TANK.

TANK PROJECT.

No. 3.—Revenue Account for, and to end of, 1924-25.

Receipts.	TOTAL.			Charges.	TOTAL.		
	Previous.	1924-25.	Total.		Previous.	1924-25.	Total.
	Rs.	Rs.	Rs.		Rs.	Rs.	Rs.
Brought forward ..	2,86,113	9,366	2,95,479	Brought forward ..	2,21,570	8,465	2,30,035
				VI.—REFUNDS OF REVENUE ..	1,265	..	1,265
				Total ..	2,22,835	8,465	2,31,300
				Share of Collection Charges in the Civil Department.	14,874	530	15,404
				Total, Direct Charges	2,37,709	8,995	2,46,704
				Indirect Charges debitable to Revenue Account as per Account No. 5 ..	13,228	401	13,629
				Total Charges ..	2,50,937	9,396	2,60,333
				Balance Net Revenue ..	35,176	—30	35,146
GRAND TOTAL ..	2,86,113	9,366	2,95,479	GRAND TOTAL ..	2,86,113	9,366	2,95,479

N.B.—Last Capital Account detailed in the Administrative Accounts for 1891-92.

Construction Estimate closed on 31st March 1892, *vide* G. R. No. 1411, dated 12th September 1893

Completion Report approved in G. R. No. 1797, dated 19th November 1894.



## BHATODI TANK.

## TANK PROJECT.

*No. 4.—Interest Account for, and to end of, 1924-25.*

	Amount Rs.		Amount Rs.
Total interest charges to end of 1923-24 .. ..	7,13,586	Net Revenue realised to end of 1923-24 as per No. 3 .. ..	35,176
Interest charges for the year 1924-25 .. ..	11,727	Net Revenue realized during 1924-25 as per No. 3 .. ..	—30
On Rs. 3,52,685 outlay to end of the year 1916-17 at the average rate 3·3252 per cent. .. 11,727		Total Net Revenue realized to end of the year as per No. 3 .. ..	35,146
		Balance net interest charges .. ..	6,90,167
Total ..	7,25,313	Total ..	7,25,313

*No. 5.—Account of Indirect Charges for, and to end of, year 1924-25.*

Particulars.	Previous.	1924-25.	Total.	Particulars.	Previous.	1924-25.	Total.
					Rs.	Rs.	Rs.
CAPITAL ACCOUNT.				REVENUE ACCOUNT.			
				1. Capitalized abatement of Land Revenue ..	102	..	102
				2. Leave and Pension Allowances ..	13,007	343	13,350
				3. Audit and Accounts Establishment ..	119	58	177
				Total ..	13,228	401	13,629

EKRUK TANK.

TANK PROJECT.

No. 3.—Revenue Account for, and to end of, 1924-25.

Receipts.	TOTAL.			Charges.	TOTAL.		
	Previous.	1924-25.	Total.		Previous.	1924-25.	Total.
	Rs.	Rs.	Rs.		Rs.	Rs.	Rs.
<b>I.—DIRECT RECEIPTS.</b>				<b>I.—EXTENSIONS AND IMPROVEMENTS.</b>			
1. Water-rates from Irrigation ..	8,49,500	27,454	8,76,954	1. Head Works ..	8,875	1,247	10,122
3. Sales of water ..	9,30,684	83,207	10,13,891	2. Main Canals and Branches ..	50,097	..	50,097
4. Water-supply of towns ..	2,66,390	..	2,66,390	3. Distributaries ..	1,075	..	1,075
5. Plantations ..	2,16,863	6,625	2,23,488				
6. Other canal produce ..							
9 Rents of buildings ..	533	22	555	<b>Total ..</b>	<b>60,047</b>	<b>1,247</b>	<b>61,294</b>
10. Fines ..	188	..	188				
11. Miscellaneous receipts ..	32,840	835	33,675	<b>II.—MAINTENANCE AND REPAIRS.</b>			
12. Deduct—Refunds ..	1,668	1,294	2,962	1. Head Works ..	1,03,019	2,108	1,05,127
<b>Total ..</b>	<b>22,95,330</b>	<b>1,16,849</b>	<b>24,12,179</b>	2. Main Canals and Branches ..	2,88,087	5,283	2,93,370
				3. Distributaries ..	8,157	117	8,274
				<b>Total ..</b>	<b>3,99,263</b>	<b>7,508</b>	<b>4,06,771</b>
<b>II.—INDIRECT RECEIPTS.</b>							
Irrigation share of Land Revenue collected in the Civil Department ..	..	..	..	<b>III.—COMPENSATION ..</b>	69	..	69
				<b>IV.—ESTABLISHMENT.</b>			
				1 & 2. Direction and Accounts. } ..	2,79,599	5,332	2,84,931
				3. Executive ..			
<b>Total, Receipts ..</b>	<b>22,95,330</b>	<b>1,16,849</b>	<b>24,12,179</b>	<b>V.—TOOLS AND PLANT ..</b>	9,218	335	9,553
<b>Carried over ..</b>	<b>22,95,330</b>	<b>1,16,849</b>	<b>24,12,179</b>	<b>Carried over ..</b>	<b>7,48,196</b>	<b>14,422</b>	<b>7,62,618</b>

## PUBLIC WORKS DEPARTMENT, IRRIGATION BRANCH.

## EKRUK TANK.

## TANK PROJECT.

No. 3.—Revenue Account for, and to end of, 1924-25.

Receipts.	TOTAL.			Charges.	TOTAL.		
	Previous.	1924-25.	Total.		Previous.	1924-25.	Total.
Brought over ..	Rs. 22,95,330	Rs. 1,16,849	Rs. 24,12,179	Brought over ..	Rs. 7,48,196	Rs. 14,422	Rs. 7,62,618
				VI.—REFUNDS OF REVENUE.	1,157	..	1,157
				Suspense Account..	— 71	..	— 71
				Total ..	7,49,282	14,422	7,63,704
				Share of collection charges in the Civil Department.	73,489	5,503	78,992
				Total, Direct Charges.	8,22,771	19,925	8,42,696
				Indirect Charges debitable to Revenue Account as per Account No. 5 ..	43,368	834	44,202
				Total Charges ..	8,66,139	20,759	8,86,898
				Balance Net Revenue ..	14,29,191	96,090	15,25,281
GRAND TOTAL ..	22,95,330	1,16,849	24,12,179	GRAND TOTAL ..	22,95,330	1,16,849	24,12,179

N.B.—Last Capital Account detailed in the Administrative Accounts for 1895-96.

Construction Estimate closed on 31st March 1891—vide G. R. No. 1253, dated 8th July 1891.

EKRUK TANK.

TANK PROJECT.

No. 4.—Interest Account for, and to end of, 1924-25.

	Amount Rs.		Amount Rs.
Total interest charges to end of 1923-24 .. ..	25,16,223	Net Revenue realized to end of 1923-24 as per No. 3 .. ..	14,29,191
Interest charges for the year 1924-25 .. ..	40,837	Net Revenue realized during 1924-25 as per No. 3 .. ..	96,090
On Rs. 12,28,117 outlay to end of the year 1916-17 at the average rate 3·3252 per cent..	Rs. 40,837	Total Net Revenue realized to end of the year as per No. 3 .. ..	15,25,281
		Balance net interest charges .. ..	10,31,779
Total ..	25,57,060	Total ..	25,57,060

No. 5.—Account of Indirect Charges for, and to end of, 1924-25.

Particulars.	Previous.	1924-25.	Total.	Particulars.	Previous.	1924-25.	Total.
CAPITAL ACCOUNT.				REVENUE ACCOUNT.	Rs.	Rs.	Rs.
				1. Capitalized abatement of Land Revenue .. ..	..	..	..
				2. Leave and Pension Allowances .. ..	43,120	746	43,866
				3. Audit and Accounts Establishment .. ..	248	88	336
				Total ..	43,368	834	44,202

## PUBLIC WORKS DEPARTMENT, IRRIGATION BRANCH.

## KOREGAON TANK.

## TANK PROJECT.

No. 3.—Revenue Account for, and to end of, 1924-25.

Receipts.	TOTAL.			Charges.	TOTAL.		
	Previous.	1924-25.	Total.		Previous.	1924-25.	Total.
	Rs.	Rs.	Rs.		Rs.	Rs.	Rs.
<b>I.—DIRECT RECEIPTS.</b>				<b>I.—EXTENSIONS AND IMPROVEMENTS.</b>			
1. Water-rates from Irrigation ..	41,571	2,917	44,488	1. Head Works ..	11,498	..	11,498
5. Plantations ..	..	..	} 3,126	2. Main Canals and Branches ..	345	..	345
6. Other canal produce ..	2,974	152		3. Distributaries..	7	..	7
9. Rents of buildings ..	1	..	1				
11. Miscellaneous receipts ..	480	..	480				
12. Deduct—Refunds ..	..	604	604	Total ..	11,850	..	11,850
Total ..	45,026	2,465	47,491	<b>II.—MAINTENANCE AND REPAIRS.</b>			
				1. Head Works ..	10,730	351	11,091
<b>II.—INDIRECT RECEIPTS.</b>				2. Main Canals and Branches ..	981	..	981
Irrigation share of Land Revenue collected in the Civil Department.	3,089	..	3,089	3. Distributaries..	10,182	604	10,786
				Total ..	21,893	965	22,858
				<b>IV.—ESTABLISHMENT.</b>			
				1 & 2. Direction and Accounts ..	} 20,615	587	21,202
				3. Executive ..			
Total ..	3,089	..	3,089	Total ..	20,615	587	21,202
				<b>V.—TOOLS AND PLANT</b>			
Total Receipts ..	48,115	2,465	50,580	..	893	37	930
Carried over ..	48,115	2,465	50,580	Carried over ..	55,251	1,589	56,840

KOREGAON TANK.

TANK PROJECT.

No. 3.—Revenue Account for, and to end of, 1924-25.

Receipts.	TOTAL.			Charges.	TOTAL.		
	Previous.	1924-25.	Total.		Previous.	1924-25.	Total.
	Rs.	P.	Rs.		Rs.	Rs.	Rs.
Brought forward ..	48,115	2,465	50,580	Brought forward ..	55,251	1,589	56,840
				VI.—REFUNDS OF REVENUE ..	18	..	18
				Total ..	55,269	1,589	56,858
				Share of collection charges in the Civil Department.	2,429	146	2,575
				Total, Direct Charges.	57,698	1,735	59,433
				Indirect charges debitable to Revenue Account as per No. 5 ..	2,914	92	3,006
				Total, Charges ..	60,612	1,827	62,439
				Balance Net Revenue ..	—12,497	638	—11,859
GRAND TOTAL ..	48,115	2,465	50,580	GRAND TOTAL ..	48,115	2,465	50,580

N.B.—Last Capital Account detailed in the Administrative Accounts for 1890-91.

Construction Estimate closed on 31st March 1892, vide G. R. No. 1411, dated 12th September 1893.

Completion Report approved in G. R. No. 654, dated 11th April 1894.

## KOREGAON TANK.

## TANK PROJECT.

*No. 4.—Interest Account for, and to end of, 1924-25.*

	Amount Rs.		Amount Rs.
Total interest charges to end of 1923-24 .. ..	70,868	Net Revenue realized to end of 1923-24 as per No. 3 ..	-12,497
Interest charges for the year 1924-25.	1,261	Net Revenue realized during 1924-25 as per No. 3 ..	638
On Rs. 37,923 outlay to end of the year 1916-17 at the average rate 3.3252 per cent..	1,261	Total Net Revenue realized to end of the year as per No. 3 .. ..	-11,859
		Balance net interest charges ..	83,988
<b>Total ..</b>	<b>72,129</b>	<b>Total ..</b>	<b>72,129</b>

*No. 5.—Account of Indirect Charges for, and to end of, 1924-25.*

Particulars.	Previous.	1924-25.	Total.	Particulars.	Previous.	1924-25.	Total.
					Rs.	Rs.	Rs.
<b>CAPITAL ACCOUNT.</b>				<b>REVENUE ACCOUNT.</b>			
				1. Capitalized abatement of Land Revenue ..	..	..	..
				2. Leave and Pension Allowances	2,888	82	2,970
				3. Audit and Accounts Establishment ..	26	10	36
				<b>Total ..</b>	<b>2,914</b>	<b>92</b>	<b>3,006</b>

ASHTI TANK.

TANK PROJECT.

No. 3.—Revenue Account for, and to end of, 1924-25.

Receipts.	TOTAL.			Charges.	TOTAL.		
	Previous.	1924-25.	Total.		Previous.	1924-25.	Total.
	Rs.	Rs.	Rs.		Rs.	Rs.	Rs.
<b>I.—DIRECT RECEIPTS.</b>				<b>I.—EXTENSIONS AND IMPROVEMENTS.</b>			
1. Water-rates from Irrigation ..	3,91,654	18,050	4,10,167	1. Head Works ..	40,034	..	40,034
	243	(a) 220			2. Main Canals and Branches ..	5,229	..
3. Sales of water ..	342	..	342	3. Distributaries..	2,234	..	2,234
5. Plantations ..	64,663	1,453	67,178	Total ..	47,497	..	47,497
6. Other canal produce ..		1,062					
9. Rents of buildings ..	707	..	707	<b>II.—MAINTENANCE AND REPAIRS.</b>			
10. Fines ..	25	..	25	1. Head Works ..	48,920	1,568	50,488
11. Miscellaneous receipts ..	39,503	9,874	49,377	2. Main Canals and Branches ..	74,430	2,169	76,599
12. Deduct Refunds ..	4	3	7	3. Distributaries..	8,049	49	8,098
Total ..	4,97,133	30,656	5,27,789	Total ..	1,31,399	3,786	1,35,185
<b>II.—INDIRECT RECEIPTS.</b>	..	..	..	<b>II.—COMPENSATION</b> ..	15	..	15
				<b>IV.—ESTABLISHMENT.</b>			
				1 and 2. Direction and Accounts ..	95,158	2,306	97,464
				3. Executive ..			
Total Receipts ..	4,97,133	30,656	5,27,789	<b>V.—TOOLS AND PLANT</b> ..	3,900	145	4,045
Carried over ..	4,97,133	30,656	5,27,789	Carried over ..	2,77,969	6,237	2,84,206



## ASHTI TANK.

## TANK PROJECT.

No. 3.—Revenue Account for, and to end of, 1924-25.

Receipts.	TOTAL.			Charges.	TOTAL.		
	Previous.	1924-25.	Total.		Previous.	1924-25.	Total.
	Rs.	Rs.	Rs.		Rs.	Rs.	Rs.
Brought forward..	4,97,133	30,656	5,27,789	Brought forward..	2,77,969	6,237	2,84,206
				VI.—REFUNDS OF REVENUE ..	1,029	..	1,029
				Total ..	2,78,998	6,237	2,85,235
				Share of Collection Charges in the Civil Department.	21,334	{ 902 (a) 220 }	22,456
				Total Direct Charges.	3,00,332	7,359	3,07,691
				Indirect Charges debitable to Revenue Account as per No. 5 ..	13,543	361	13,904
				Total Charges ..	3,13,875	7,720	3,21,595
				Balance Net Revenue ..	1,83,258	22,936	2,06,194
GRAND TOTAL ..	4,97,133	30,656	5,27,789	GRAND TOTAL ..	4,97,133	30,656	5,27,789

N.B.—Last Capital Account detailed in the Administrative Accounts for 1923-24.

Construction Estimate closed on 31st March 1893—vide G.R. No. 1411, dated 12th September 1893.

Completion Report approved in G.R. No. 490, dated 15th March 1894.

(a) Amount adjusted by credits to water rates and debits *per contra* on account of collection charges for the revenue realized by the Miraj State.

ASHTI TANK.

TANK PROJECT.

No. 4.—Interest Account for, and to end of, 1924-25.

	Amount Rs.		Amount Rs.
Total interest charges to end of 1923-1924 .. ..	12,45,658	Net Revenue realized to end of 1923-1924 as per No. 3 .. ..	1,83,258
Interest charges for the year 1924-1925 .. ..	25,492	Net Revenue realized during 1924-1925 as per No. 3 .. ..	22,936
On Rs. 7,57,050 outlay to end of the year 1916-17 at the average rate 3.3252 per cent..	25,174	Total Net Revenue realized to end of the year as per No. 3 .. ..	2,06,194
Subsequent outlay Rs. 5,443 at the flat rate 5.85 per cent. ..	318	Balance net interest charges .. ..	10,64,956
<b>Total ..</b>	<b>12,71,150</b>	<b>Total ..</b>	<b>12,71,150</b>

No. 5.—Account of Indirect Charges for, and to end of, 1924-25.

Particulars.	Previous.	1924-1925.	Total.	Particulars.	Previous.	1924-1925.	Total.
<b>CAPITAL ACCOUNT.</b>				<b>REVENUE ACCOUNT.</b>	Rs.	Rs.	Rs.
				1. Capitalized abatement of Land Revenue ..	107	..	107
				2. Leave and Pension Allowances ..	13,283	323	13,606
				3. Audit and Accounts Establishment ..	153	38	191
				<b>Total ..</b>	<b>13,543</b>	<b>361</b>	<b>13,904</b>

## PATHRI TANK.

## TANK PROJECT.

No. 3.—Revenue Account for, and to end of, 1924-25.

Receipts.	TOTAL.			Charges.	TOTAL.		
	Previous.	1924-1925.	Total.		Previous.	1924-1925.	Total.
	Rs.	Rs.	Rs.		Rs.	Rs.	Rs.
<b>I.—DIRECT RECEIPTS.</b>				<b>I.—EXTENSIONS AND IMPROVEMENTS.</b>			
1. Water-rates from Irrigation ..	77,232	6,761	83,993	1. Head Works..	4,999	..	4,999
3. Sales of water.	19,488	3,739	23,227	2. Main Canals and Branches ..	463	..	463
5. Plantations ..	3,364	158	3,522	Total ..	5,462	..	5,462
6. Other canal produce ..							
9. Rents of buildings ..	1	1	2				
11. Miscellaneous receipts ..	1,353	55	1,408	<b>II.—MAINTENANCE AND REPAIRS.</b>			
12. Deduct—Refunds ..	...	1,234	1,234	1. Head Works..	10,145	1,065	11,210
Total ..	1,01,438	9,480	1,10,918	2. Main Canals and Branches ..	12,218	1,450	13,668
				3. Distributaries..	1,872	199	2,071
				Total ..	24,235	2,714	26,949
<b>II.—INDIRECT RECEIPTS.</b>							
Irrigation share of Land Revenue collected in the Civil Department.	...	..	...				
				<b>IV.—ESTABLISHMENT.</b>			
				1 and 2. Direction and Accounts ..	14,253	1,653	15,906
				3. Executive ..			
				Total ..	14,253	1,653	15,906
Total Receipts ..	1,01,438	9,480	1,10,918	<b>V.—TOOLS AND PLANT</b>	1,516	104	1,620
Carried over ..	1,01,438	9,480	1,10,918	Carried over ..	45,466	4,471	49,937

PATHRI TANK.

TANK PROJECT.

No. 3.—Revenue Account for, and to end of, 1924-25.

Receipts.	TOTAL.			Charges.	TOTAL.		
	Previous.	1924-1925.	Total.		Previous.	1924-1925.	Total.
	Rs.	Rs.	Rs.		Rs.	Rs.	Rs.
Brought over ..	1,01,438	9,480	1,10,918	Brought over ..	45,466	4,471	49,937
				VI.—REFUNDS OF REVENUE.	4	..	4
				Suspense Account .	— 46	..	— 46
				Total ..	45,424	4,471	49,895
				Share of Collection Charges in the Civil Department.	4,812	525	5,337
				Total Direct Charges ..	50,236	4,996	55,232
				Indirect Charges debitable to Revenue Account as per Account No. 5 ..	2,118	258	2,376
				Total Charges ..	52,354	5,254	57,608
				Balance Net Revenue ..	49,084	4,226	53,310
GRAND TOTAL ..	1,01,438	9,480	1,10,918	GRAND TOTAL ..	1,01,438	9,480	1,10,918

N.B.—Last Capital Account detailed in the Administrative Accounts for 1915-16.

Construction Estimate closed on 31st March 1902—*vide* G.R. No. 1654, dated 6th July 1902.

Completion Report approved in G.R. No. 2452, dated 22nd November 1910.

## PATHRI TANK.

## TANK PROJECT.

No. 4.—Interest Account for, and to end of, 1924-25.

	Amount Rs.		Amount Rs.
Total interest charges to end of 1923-24 .. .. .	4,50,761	Net Revenue realized to end of 1923-24 as per No. 3 .. .. .	49,084
Interest charges for the year 1924-25 .. .. .	20,876	Net Revenue realized during 1924-25 as per No. 3 .. .. .	4,226
On Rs. 6,27,825 outlay to end of the year 1916-17 at the average rate 3.3252 per cent. .	20,876	Total Net Revenue realized to end of the year as per No. 3 .. .. .	53,310
		Balance net interest charges ..	4,18,327
Total ..	4,71,637	Total ..	4,71,637

No. 5.—Account of Indirect Charges for, and to end of, year 1924-25.

Particulars.	Previous.	1924-25.	Total.	Particulars.	Previous.	1924-25.	Total.
	Rs.	Rs.	Rs.		Rs.	Rs.	Rs.
CAPITAL ACCOUNT.				REVENUE ACCOUNT.			
				1. Capitalized abatement of Land Revenue ..	..	..	..
				2. Leave and Pension Allowances ..	1,996	231	2,227
				3. Audit and Accounts Establishment ..	122	27	149
				Total ..	2,118	258	2,376

## KRISHNA CANAL.

## CANAL PROJECT.

## No. 2.—Capital Account for, and to end of, 1924-25.

Heads of Account.	Direct Charges.			Cost of Construction as now estimated. (Construction estimate closed on 31st Mar. 1892.)	Expenditure against closed estimates.
	Previous.	1924-25.	Total.		
1	2	3	4	5	6
<b>I.—WORKS.</b>	Rs.	Rs.	Rs.	Rs.	Rs.
<b>(1) HEAD WORKS.</b>					
A. Preliminary Expenses ..	633	..	633	633	633
C. Works ..	2,05,761	..	2,05,761	2,07,072	1,45,889
K. Buildings ..	1,430	..	1,430	1,430	1,430
<b>Total Head Works ..</b>	<b>2,07,824</b>	<b>..</b>	<b>2,07,824</b>	<b>2,09,135</b>	<b>1,47,952</b>
<b>(2) MAIN CANALS AND BRANCHES.</b>					
A. Preliminary Expenses ..	1,649	..	1,649	1,649	1,649
B. Land ..	16,740	..	16,740	16,740	16,740
D. Regulators ..	..	1,782	1,782	3,416	..
F. River and hill torrent works ..	1,95,671	..	1,95,671	1,95,671	1,95,671
G. Bridges ..	32,208	..	32,208	32,208	32,208
K. Buildings ..	12,100	..	12,100	12,100	12,100
L. Earth-work ..	2,32,717	..	2,32,717	2,32,717	2,32,717
M. Plantations ..	882	..	882	882	882
O. Miscellaneous ..	513	..	513	513	513
P. Maintenance ..	3,423	..	3,423	3,423	3,423
<b>Total Main Canals and Branches ..</b>	<b>4,95,903</b>	<b>1,782</b>	<b>4,97,685</b>	<b>4,99,319</b>	<b>4,95,903</b>
<b>(3) DISTRIBUTARIES.</b>					
B. Land ..	562	..	562	562	562
C. Works ..	16,279	..	16,279	16,279	16,279
L. Earth-work ..	12,442	..	12,442	12,442	12,442
M. Plantations ..	2,897	..	2,897	2,897	2,897
<b>Total Distributaries ..</b>	<b>32,180</b>	<b>..</b>	<b>32,180</b>	<b>32,180</b>	<b>32,180</b>
<b>Total I.—Works ..</b>	<b>7,35,907</b>	<b>1,782</b>	<b>7,37,689</b>	<b>7,40,634</b>	<b>6,76,035</b>
<b>Carried over ..</b>	<b>7,35,907</b>	<b>1,782</b>	<b>7,37,689</b>	<b>7,40,634</b>	<b>6,76,035</b>

## KRISHNA CANAL.

## CANAL PROJECT.

No. 2.—Capital Account for, and to end of, 1924-25—contd.

Heads of Account.	Direct Charges.			Cost of Construction as now estimated. (Construction estimate closed on 31st Mar. 1892.)	Expenditure against closed estimates.
	Previous.	1924-25.	Total.		
1	2	3	4	5	6
	Rs.	Rs.	Rs.	Rs.	Rs.
Brought forward ..	7,35,907	1,782	7,37,689	7,40,634	6,76,035
<b>II.—ESTABLISHMENT.</b>					
1 and 2. Direction and Accounts ..	1,55,453	362	1,55,815	1,56,193	1,42,520
3. Executive ..					
Total Establishment ..	1,55,453	362	1,55,815	1,56,193	1,42,520
<b>III.—TOOLS AND PLANT</b> ..					
	2,602	68	2,670	2,602	1,682
Grand Total ..	8,93,962	2,212	8,96,174	8,99,429	8,20,237
<b>V.—Less—Receipts on Capital Account</b> ..					
	..	..	..	..	..
Net Outlay ..	8,93,962	2,212	8,96,174	8,99,429	8,20,237
<i>Apportionment.</i>					
Chargeable to 49—Irrigation ..	8,18,545	..	8,18,545	8,18,545	8,18,545
Chargeable to 43—Minor Works and Navigation ..	74,432	..	74,432	80,884	1,692
Chargeable to 55—Construction of Irrigation Works—Provincial ..	985	2,212	3,197		
Total ..	8,93,962	2,212	8,96,174	8,99,429	8,20,237

KRISHNA CANAL.

CANAL PROJECT.

No. 3.—Revenue Account for, and to end of, 1924-25.

Receipts.	TOTAL.			Charges.	TOTAL.		
	Previous.	1924-25.	Total.		Previous.	1924-25.	Total.
	Rs.	Rs.	Rs.		Rs.	Rs.	Rs.
<b>I.—DIRECT RECEIPTS.</b>				<b>I.—EXTENSIONS AND IMPROVEMENTS.</b>			
1. Water-rates from Irrigation ..	20,19,304	{ 41,148 (a) 2,079 }	20,52,531	1. Head Works.	3,753	..	3,753
3. Sales of water	94	18	112	2. Main Canals and Branches ..	17,866	4,678	22,544
4. Water-supply of towns ..	6,232	..	6,232	3. Distributaries..	565	73	638
5. Plantations ..	88,564	{ .. 807 }	89,371	4. Drainage and Protective Works.	..	..	..
6. Other canal produce ..							
9. Rents of buildings ..	2,776	11	2,787	<b>Total ..</b>	<b>22,184</b>	<b>4,751</b>	<b>26,935</b>
11. Miscellaneous receipts ..	425	..	425	<b>II.—MAINTENANCE AND REPAIRS.</b>			
12. Deduct Re-funds ..	3,151	..	3,151	1. Head Works ..	16,846	..	16,846
<b>Total ..</b>	<b>21,14,244</b>	<b>(a) 44,063</b>	<b>21,58,307</b>	2. Main Canals and Branches ..	3,65,781	4,263	3,70,044
				3. Distributaries..	24,680	262	24,942
<b>II.—INDIRECT RECEIPTS.</b>				4. Drainage and Protective Works.	395	..	395
Irrigation share of Land Revenue collected in the Civil Department	...	..	..	<b>Total ..</b>	<b>4,07,702</b>	<b>4,525</b>	<b>4,12,227</b>
				<b>III.—COMPENSATION</b>	<b>22,243</b>	<b>(a) 404</b>	<b>22,647</b>
				<b>IV.—ESTABLISHMENT.</b>			
				1 and 2. Direction and Accounts	2,63,698	7,747	2,71,445
				3. Executive ..			
				<b>Total ..</b>	<b>2,63,698</b>	<b>7,747</b>	<b>2,71,445</b>
<b>Total Receipts ..</b>	<b>21,14,244</b>	<b>44,063</b>	<b>21,58,307</b>	<b>V.—TOOLS AND PLANT</b>	<b>7,501</b>	<b>355</b>	<b>7,856</b>
<b>Carried over ..</b>	<b>21,14,244</b>	<b>44,063</b>	<b>21,58,307</b>	<b>Carried over ..</b>	<b>7,23,328</b>	<b>17,782</b>	<b>7,41,110</b>



## KRISHNA CANAL.

## CANAL PROJECT.

No. 3.—Revenue Account for, and to end of, 1924-25—contd.

Receipts.	TOTAL.			Charges.	TOTAL.		
	Previous.	1924-25.	Total.		Previous.	1924-25.	Total.
	Rs.	Rs.	Rs.		Rs.	Rs.	Rs.
Brought forward..	21,14,244	44,063	21,58,307	Brought forward ..	7,23,328	17,782	7,41,110
(a) Amount adjusted by credit to water-rates and debit <i>per contra</i> on account of the following charges recovered by the Native States from water-rate collection:—				Profit and Loss—			
Loss of assessment on account of land taken up for the Canals, debited to III.—Compensation—				VI.—REFUNDS OF REVENUE ..	1,632	..	1,632
Rs.				Total ..	7,24,960	17,782	7,42,742
Sangli State .. 252				Share of Collection Charges in the Civil Department,	1,26,433	{ 1,173 (a) 1,675 }	1,29,281
Pant Pratinidhi 152				Total Direct charges ..	8,51,393	20,630	8,72,023
404				Indirect Charges debitable to Revenue Account as per Account No. 5 ..	43,142	1,178	44,320
Collection charges—				Total Charges ..	8,94,535	21,808	9,16,343
Pant Pratinidhi—				Balance Net Revenue ..	12,19,709	22,255	12,41,964
For recovery of water-rates 1,134							
Sangli State—							
For recovery of water-rates 541							
1,675							
Total ... 2,079							
GRAND TOTAL ..	21,14,244	44,063	21,58,307	GRAND TOTAL ..	21,14,244	44,063	21,58,307

N. B.—Construction Estimate closed on 31st March 1892—*vide* G. R. No. 777, dated 14th May 1892.

Completion Report approved in G. R. No. 49, dated 22nd January 1894.

KRISHNA CANAL.

CANAL PROJECT.

No. 4.—Interest Account for, and to end of, 1924-25.

	Amount Rs.		Amount Rs.
Total interest charges to end of 1923-24 .. ..	17,69,859	Net Revenue realized to end of 1923-24 as per No. 3 ..	12,19,709
Interest charges for the year 1924-25 .. ..	29,816	Net Revenue realized during 1924-25 as per No. 3 ..	22,255
On Rs. 8,92,960 outlay to end of the year 1916-17 at the average rate of 3.3252 per cent. ..	29,693	Total Net Revenue realized to end of the year as per No. 3 ..	12,41,964
On subsequent outlay Rs. 2,108 (from 1917-18 to 1923-24 and half of 1924-25) at the flat rate. ..	123	Balance net interest charges ..	5,57,711
<b>Total ..</b>	<b>17,99,675</b>	<b>Total ..</b>	<b>17,99,675</b>

No. 5.—Account of Indirect Charges for, and to end of, 1924-25.

Particulars.	Previous.	1924-25.	Total.	Particulars.	Previous.	1924-25.	Total.
	Rs.	Rs.	Rs.		Rs.	Rs.	Rs.
<b>CAPITAL ACCOUNT.</b>				<b>REVENUE ACCOUNT.</b>			
1. Capitalized abatement of Land Revenue ..	21,822	..	21,822	1. Capitalized abatement of Land Revenue ..	64	..	64
2. Leave and Pension Allowances ..	29,685	51	29,736	2. Leave and Pension Allowances ..	42,704	1,085	43,789
3. Audit and Accounts Establishment ..	8	18	26	3. Audit and Accounts Establishment ..	374	93	467
<b>Total ..</b>	<b>51,515</b>	<b>69</b>	<b>51,584</b>	<b>Total ..</b>	<b>43,142</b>	<b>1,178</b>	<b>44,320</b>

## KRISHNA CANAL.

## CANAL PROJECT.

No. 6.—Statement comparing Capital Cost to end of 1924-25 with sanctioned Estimates.

Particulars.	Charges against closed sanctions.			Current sanctions.			Total charges to date against old and current sanctions.
	Expenditure against construction Estimate.	Expenditure against open Capital sanctions.	Total.	Charges to date.	Amount of sanctioned Estimate.	Unspent balance of Estimate.	
1	2	3	4	5	6	7	8
	Rs.	Rs.	Rs.	Rs.	Rs.	Rs.	Rs.
<b>DIRECT CHARGES.</b>							
Works ..	6,60,941	15,094	6,76,035	61,654	64,599	2,945	7,37,689
Establishment ..	1,39,464	3,056	1,42,520	13,295	13,673	378	1,55,815
Tools and Plant ..	1,682	...	1,682	988	920	-68	2,670
Total ..	8,02,087	18,150	8,20,237	75,937	79,192	3,255	8,96,174
Less—Receipts on Capital Account ..	...	...	...	...	...	...	...
Net Total ..	8,02,087	18,150	8,20,237	75,937	79,192	3,255	8,96,174
<b>INDIRECT CHARGES.</b>							
Capitalized abatement of Land Revenue ..	17,222	4,600	21,822	...	...	...	21,822
Leave and Pension Allowances ..	27,446	428	27,874	1,862	1,914	52	29,736
Audit and Accounts Establishment ..	...	...	...	26	34	8	26
Total ..	44,668	5,028	49,696	1,888	1,948	60	51,584
<b>GRAND TOTAL ..</b>	<b>8,46,755</b>	<b>23,178</b>	<b>8,69,933</b>	<b>77,825</b>	<b>81,140</b>	<b>3,315</b>	<b>9,47,758</b>

N.B.—Estimate sanctioned in Government of India (P. W. D.) No. 333-I., dated 30th March 1916, communicated in Government Order (P. W. D.) No. W. I.—4725, dated 4th May 1916

Rs.	76,836
G. R. (P. W. D.) No. 626, dated 1st December 1924..	4,304
	81,140

MHASWAD TANK.

TANK PROJECT.

No. 3.—Revenue Account for, and to end of, 1924-25.

Receipts.	TOTAL.			Charges.	TOTAL.		
	Previous.	1924-25.	Total.		Previous.	1924-25.	Total.
	Rs.	Rs.	Rs.		Rs.	Rs.	Rs.
<b>I.—DIRECT RECEIPTS.</b>				<b>I.—EXTENSIONS AND IMPROVEMENTS.</b>			
1. Water-rates from Irrigation ..	10,65,724	{ 68,222 (a) 285 }	11,34,231	1. Head Works ..	20,755	..	20,755
3. Sales of water ..	675	8	687	2. Main Canals and Branches ..	3,834	360	4,394
4. Water-supply of towns ..	29,846	..	29,846	3. Distributaries.	3,572	..	3,572
5. Plantations ..	43,547	{ 1,001 834 }	45,382	<b>Total ..</b>	<b>28,161</b>	<b>560</b>	<b>28,721</b>
6. Other canal produce ..							
9. Rents of buildings ..	1,316	16	1,332	<b>II.—MAINTENANCE AND REPAIRS.</b>			
10. Fines ..	185	..	185	1. Head Works ..	71,419	2,382	73,801
11. Miscellaneous Receipts ..	63,818	6,928	70,746	2. Main Canals and Branches ..	1,24,172	1,784	1,25,956
Deduct—Refunds ..	21,328	1,706	23,034	3. Distributaries ..	86,483	1,976	88,459
<b>Total ..</b>	<b>11,83,787</b>	<b>75,588</b>	<b>12,59,375</b>	<b>Total ..</b>	<b>2,82,074</b>	<b>6,142</b>	<b>2,88,216</b>
<b>II.—INDIRECT RECEIPTS.</b>				<b>III.—COMPENSATION</b> ..	75	..	75
Irrigation Share of Land Revenue collected in the Civil Department.	..	..	..	<b>IV.—ESTABLISHMENT.</b>			
				1 and 2. Direction and Accounts } 2,46,037	2,46,037	11,138	2,57,175
				3. Executive .. }			
<b>Total Receipts ..</b>	<b>11,83,787</b>	<b>75,588</b>	<b>12,59,375</b>	<b>Total ..</b>	<b>2,46,037</b>	<b>11,138</b>	<b>2,57,175</b>
				<b>V.—TOOLS AND PLANT</b> ..	7,147	90	7,237
Carried over ..	11,83,787	75,588	12,59,375	Carried over ..	5,63,494	17,930	5,81,424

## PUBLIC WORKS DEPARTMENT, IRRIGATION BRANCH..

## MHASWAD TANK.

## TANK PROJECT.

No. 3.—Revenue Account for, and to end of, 1924-25—contd.

Receipts.	TOTAL			Charges.	TOTAL.		
	Previous.	1924-25.	Total.		Previous.	1924-25.	Total.
	Rs.	Rs.	Rs.		Rs.	Rs.	Rs.
Brought forward..	11,83,787	75,588	12,59,375	Brought forward..	5,63,494	17,930	5,81,424
				VI.—REFUNDS OF REVENUE ..	423	..	423
				Total ..	5,63,917	17,930	5,81,847
				Share of Collection Charges in the Civil Department	54,926	{ (a) 2,997 285 }	58,208
				Total Direct Charges ..	6,18,843	21,212	6,40,055
				Indirect Charges debitable to Revenue Account as per Account No. 5 ..	34,784	1,741	36,525
				Total Charges ..	6,53,627	22,953	6,76,580
				Balance Net Revenue ..	5,30,160	52,635	5,82,795
GRAND TOTAL ..	11,83,787	75,588	12,59,375	GRAND TOTAL ..	11,83,787	75,588	12,59,375

N.B.—Last Capital Account detailed in the Administrative Accounts for 1906-07.

Construction Estimate closed on 31st March 1901—vide G.R. No. 1197, dated 10th June 1901.

Completion Report approved in G.R. No. 1106, dated 22nd April 1903.

(a) Amount adjusted by credits to water-rates and debit *per contra* on account of collection charges for the revenue realized by the Aundh State.

Note.—Loss of revenue due to concession granted for wheat cultivation during the Rabi season 1916-17,—vide G. R. No. A-1.—12327, dated 18th December 1917, Rs. 2,494.

MHASWAD TANK.

TANK PROJECT.

No. 4.—Interest Account for, and to end of, 1924-25.

	Amount Rs.		Amount Rs.
Total interest charges to end of 1923-24 .. .. .	30,72,119	Net Revenue realized to end of 1923-24 as per No. 3.. ..	5,30,160
Interest charges for the year 1924-25 .. .. .	66,688	Net Revenue realized during 1924-25 as per No. 3 .. ..	52,635
On Rs. 20,05,553 outlay to end of the year 1916-17 at the average rate 3.3252 per cent. . .	66,688	Total Net Revenue realized to end of the year as per No. 3 .. .. .	5,82,795
		Balance net interest charges ..	25,56,012
Total ..	31,38,807	Total ..	31,38,807

No. 5.—Account of Indirect Charges for, and to end of, year 1924-25.

Particulars.	Previous.	1924-25.	Total.	Particulars.	Previous.	1924-25.	Total.
	Rs.	Rs.	Rs.		Rs.	Rs.	Rs.
<b>CAPITAL ACCOUNT.</b>				<b>REVENUE ACCOUNT.</b>			
				1. Capitalized abatement of Land Revenue ..	58	115	173
				2. Leave and Pension Allowances ..	34,444	1,559	36,003
				3. Audit and Accounts Establishment ..	282	67	349
				Total ..	34,784	1,741	36,525

## REWARI CANAL.

## CANAL PROJECT.

No. 3.—Revenue Account for, and to end of, 1923-24.

Receipts.	TOTAL.			Charges.	TOTAL.		
	Previous.	1924-25.	Total.		Previous.	1924-25.	Total.
	Rs.	Rs.	Rs.		Rs.	Rs.	Rs.
<b>I.—DIRECT RECEIPTS.</b>				<b>I.—EXTENSIONS AND IMPROVEMENTS.</b>			
1. Water-rates from Irrigation ..	2,04,311	1,686	2,05,997				
3. Sales of water ..	11	..	11	1. Head Works..	510	..	510
5. Plantations ..	8,070	..	8,175	2. Main Canals and Branches ..	3,706	..	3,706
6. Other produce canal ..		105			Total ..	4,216	..
9. Rents of buildings ..	1,001	33	1,034	<b>II.—MAINTENANCE AND REPAIRS.</b>			
10. Fines ..	101	..	101	1. Head Works..	1,901	66	1,967
11. Miscellaneous receipts ..	13	..	13	2. Main Canals and Branches ..	62,587	1,296	63,883
Total ..	2,13,507	1,824	2,15,331	3. Distributaries ..	406	12	418
				Total ..	64,894	1,374	66,268
<b>II.—INDIRECT RECEIPTS.</b>							
Irrigation share of Land Revenue collected in the Civil Department.	...	..	...	<b>IV.—ESTABLISHMENT.</b>			
				1 and 2. Direction and Accounts }	43,984	1,147	45,131
				3. Executive ..			
				Total ..	43,984	1,147	45,131
Total ..	...	..	...	<b>V.—TOOLS AND PLANT</b>			
Total Receipts ..	2,13,507	1,824	2,15,331	..	2,183	53	2,236
Carried over ..	2,13,507	1,824	2,15,331	Carried over ..	1,15,277	2,574	1,17,851

REWARI CANAL.

CANAL PROJECT.

No. 3.—Revenue Account for, and to end of, 1923-24.

Receipts.	TOTAL.			Charges.	TOTAL.		
	Previous.	1924-25.	Total.		Previous.	1924-25.	Total.
	Rs.	Rs.	Rs.		Rs.	Rs.	Rs.
Brought forward..	2,13,507	1,824	2,15,331	Brought forward..	1,15,277	2,574	1,17,851
				VI.—REFUNDS OF REVENUE..	19	..	19
				Total ..	1,15,296	2,574	1,17,870
				Share of collection charges in the Civil Department.	10,180	84	10,264
				Total Direct Charges ..	1,25,476	2,658	1,28,134
				Indirect charges debitable to Revenue Account as per Account No. 5 ..	7,284	175	7,459
				Total, Charges ..	1,32,760	2,833	1,35,593
				Balance Net Revenue ..	80,747	—1,009	79,738
GRAND TOTAL ..	2,13,507	1,824	2,15,331	GRAND TOTAL ..	2,13,507	1,824	2,15,331

N.B.—Last Capital Account detailed in the Administrative Accounts for 1895-96.  
Construction Estimate closed on 31st March 1893, vide G.R. No. 1411, dated 12th September 1893.  
Completion Report approved in G.R. No. 489, dated 15th March 1895.



## REWARI CANAL.

## CANAL PROJECT.

*No. 4.—Interest Account for, and to end of, 1924-25.*

	Amount Rs.		Amount Rs.
Total interest charges to end of 1923-24 .. .. .	1,21,130	Net Revenue realized to end of 1923-24 as per No. 3 .. .. .	80,747
Interest charges for the year 1924-25 .. .. .	1,888	Net Revenue realized during 1924-25 as per No. 3 ... .. .	—1,009
On Rs. 56,771 outlay to end of the year 1916-17 at the average rate 3·3252 per cent .. 1,888		Total Net Revenue realized to end of the year as per No. 3 .. .. .	79,738
		Balance net interest charges ..	43,280
Total ..	1,23,018	Total ..	1,23,018

*No. 5.—Account of Indirect Charges for, and to end of, year 1924-25.*

Particulars.	Previous.	1924-25.	Total.	Particulars.	Previous.	1924-25.	Total.
	Rs.	Rs.	Rs.		Rs.	Rs.	Rs.
<b>CAPITAL ACCOUNT.</b>				<b>REVENUE ACCOUNT.</b>			
				1. Capitalized abatement of Land Revenue .. .. .	..	..	..
				2. Leave and Pension Allowances .. .. .	7,221	161	7,382
				3. Audit and Accounts Establishment .. .. .	63	14	77
				Total ..	7,284	175	7,459

UPPER MAN RIVER WORKS.

TANK PROJECT.

No. 3.—Revenue Account for, and to end of, 1924-25.

Receipts.	TOTAL			Charges.	TOTAL		
	Previous.	1924-25.	Total.		Previous.	1924-25.	Total.
	Rs.	Rs.	Rs.		Rs.	Rs.	Rs.
<b>I—DIRECT RECEIPTS.</b>	.			<b>I.—EXTENSIONS AND IMPROVEMENTS.</b>			
1. Water rates from Irrigation ..	1,70,435	892	1,71,327	1. Head Works..	23,556	..	23,556
3. Sales of water ..	6	..	6	2. Main Canals and Branches ..	4,142	500	4,642
5. Plantations ..	8,718	83	8,801	3. Distributaries ..	170	..	170
6. Other produce canal ..							
9. Rents of buildings ..	1,036	36	1,072	Total ..	27,868	500	28,368
10. Fines ..	3	..	3	<b>II.—MAINTENANCE AND REPAIRS.</b>			
11 Miscellaneous receipts ..	916	576	1,492	1. Head Works..	17,492	13	17,505
Total ..	1,81,114	1,587	1,82,701	2. Main Canals and Branches ..	13,338	883	14,221
				3. Distributaries ..	74,318	73	74,391
<b>14—INDIRECT RECEIPTS.</b>				Total ..	1,05,148	969	1,06,117
Irrigation share of Land Revenue collected in the Civil Department.	...	..	...	<b>III.—COMPENSATION.</b>	1	..	1
				<b>IV.—ESTABLISHMENT.</b>			
				1 and 2. Direction and Accounts }	63,301	1,227	64,528
				3. Executive .. }			
				Total ..	63,301	1,227	64,528
Total Receipts ..	1,81,114	1,587	1,82,701	<b>V.—TOOLS AND PLANT</b>	4,003	56	4,059
Carried over ..	1,81,114	1,587	1,82,701	Carried over ..	2,00,321	2,752	2,03,073

## PUBLIC WORKS DEPARTMENT, IRRIGATION BRANCH.

## UPPER MAN RIVER WORKS.

## TANK PROJECT.

No. 3.—Revenue Account for, and to end of, 1924-25.

Receipts.	TOTAL.			Charges.	TOTAL.		
	Previous.	1924-25.	Total.		Previous.	1924-25.	Total.
	Rs.	Rs.	Rs.		Rs.	Rs.	Rs.
Brought forward..	1,81,114	1,587	1,82,701	Brought forward..	2,00,321	2,752	2,03,073
				Profit and Loss—	..	..	..
				VI.—REFUNDS OF REVENUE..	167	..	167
				Total ..	2,00,488	2,752	2,03,240
				Share of Collection Charges in the Civil Department.	8,541	45	8,586
				Total, Direct Charges ..	2,09,029	2,797	2,11,826
				Indirect Charges debitable to Revenue Account as per Account No. 5. ..	9,505	187	9,692
				Total Charges ..	2,18,534	2,984	2,21,518
				Balance Net Revenue ..	—37,420	—1,397	—38,817
GRAND TOTAL ..	1,81,114	1,587	1,82,701	GRAND TOTAL ..	1,81,114	1,587	1,82,701

N.B.—Last Capital Account detailed in the Administrative Accounts for 1906-07.

Construction Estimate closed on 31st March 1892—*vide* G.R. No. 1411, dated 12th September 1893.

Completion Report approved in G.R. No. 815, dated 22nd May 1895.

UPPER MAN RIVER WORKS.

TANK PROJECT.

No. 4.—Interest Account for, and to end of, 1924-25.

	Amount Rs.		Amount Rs.
Total interest charges to end of 1923-24 .. ..	7,18,158	Net Revenue realized to end of 1923-24 as per No. 3 .. ..	-37,420
Interest charges for the year 1924-25 .. ..	13,827	Net Revenue realized during 1924-25 as per No. 3 .. ..	-1,397
Rs. On Rs. 4,15,835 outlay to end of the year 1916-17 at the average rate 3.3252 per cent. . .	13,827	Total Net Revenue realized to end of the year as per No. 3 .. ..	-38,817
		Balance net interest charges .. ..	7,70,802
Total ..	7,31,985	Total ..	7,31,985

No. 5.—Account of Indirect Charges for, and to end of, 1924-25.

Particulars.	Previous.	1924-25.	Total.	Particulars.	Previous.	1924-25.	Total.
	Rs.	Rs.	Rs.	REVENUE ACCOUNT.	Rs.	Rs.	Rs.
				1. Capitalized abatement of Land Revenue .. ..	24	..	24
				2. Leave and Pension Allowances .. ..	9,376	172	9,548
				3. Audit and Accounts Establishment .. ..	105	15	120
				Total ..	9,505	187	9,692

## YERLA RIVER IRRIGATION WORKS.

## TANK PROJECT.

No. 2.—Capital Account for, and to end of, 1924-25.

Heads of Account.	Direct Charges.			Cost of Construction as now estimated. (Construction estimate closed on 31st Mar. 1895.)	Expenditure against closed estimates.
	Previous.	1924-25.	Total.		
1	2	3	4	5	6
	Rs.	Rs.	Rs.	Rs.	Rs.
<b>I.—WORKS.</b>					
<b>(1) HEAD WORKS.</b>					
A. Preliminary Expenses ..	299	..	299	299	299
B. Land .. ..	38,999	..	38,999	38,999	38,999
Works .. ..	3,94,464	..	3,94,464	3,94,464	3,94,464
K. Buildings .. ..	11,987	2,172	14,159	14,162	7,747
M. Plantations .. ..	3,675	..	3,675	3,675	3,675
O. Miscellaneous .. ..	886	..	886	886	886
P. Maintenance .. ..	271	..	271	271	271
<b>Total, Head Works ..</b>	<b>4,50,581</b>	<b>2,172</b>	<b>4,52,753</b>	<b>4,52,756</b>	<b>4,46,341</b>
<b>(2) MAIN CANALS AND BRANCHES.</b>					
A. Preliminary Expenses ..	1,021	..	1,021	1,021	1,021
B. Land .. ..	3,518	..	3,518	3,518	3,518
C. Masonry Works .. ..	32,646	..	32,646	32,646	32,646
C (c). River and Hill Torrent Works.	6,518	..	6,518	6,518	6,518
L. Earth-work .. ..	62,876	..	62,876	62,876	62,876
M. Plantations .. ..	229	..	229	229	229
O. Miscellaneous .. ..	2,704	..	2,704	2,704	2,704
P. Maintenance .. ..	899	..	899	899	899
<b>Total, Main Canals and Branches ..</b>	<b>1,10,411</b>	<b>..</b>	<b>1,10,411</b>	<b>1,10,411</b>	<b>1,10,411</b>
<b>Carried over ..</b>	<b>5,60,992</b>	<b>2,172</b>	<b>5,63,164</b>	<b>5,63,167</b>	<b>5,56,752</b>

## YERLA RIVER IRRIGATION WORKS.

## TANK PROJECT.

## No. 2.—Capital Account for, and to end of, 1924-25.

Heads of Account.	Direct Charges.			Cost of Construction as now estimated (Construction estimate closed on 31st Mar. 1895).	Expenditure against closed estimates.
	Previous.	1924-25.	Total.		
1	2	3	4	5	6
Brought over ..	Rs. 5,60,992	Rs. 2,172	Rs. 5,63,164	Rs. 5,63,167	Rs. 5,56,752
<b>(3) DISTRIBUTARIES.</b>					
A. Preliminary Expenses ..	244	..	244	244	244
B. Land .. ..	747	..	747	747	747
C. Masonry Works .. ..	21,948	..	21,948	21,948	21,948
K. Buildings .. ..	1,048	..	1,048	1,048	1,048
L. Earth-work .. ..	13,953	..	13,953	13,953	13,953
M. Plantations .. ..	459	..	459	459	459
O. Miscellaneous .. ..	1,023	..	1,023	1,023	1,023
Total, Distributaries ..	39,422	..	39,422	39,422	39,422
Total, I.—Works ..	6,00,414	2,172	6,02,586	6,02,589	5,96,174
<b>II.—ESTABLISHMENT.</b>					
1 and 2. Direction and Accounts ..	1,26,447	442	1,26,889	1,26,835	1,25,456
3. Executive .. ..					
Total, II.—Establishment ..	1,26,447	442	1,26,889	1,26,835	1,25,456
<b>III.—TOOLS AND PLANT</b>					
Grand Total ..	7,35,340	2,697	7,38,037	7,37,811	7,29,921
V.—Less Receipts on Capital Account ..	2,365	..	2,365	2,365	2,365
Net Outlay ..	7,32,975	2,697	7,35,672	7,35,446	7,27,556

## PUBLIC WORKS DEPARTMENT, IRRIGATION BRANCH.

## YERLA RIVER IRRIGATION WORKS.

## TANK PROJECT.

No. 2.—Capital Account for, and to end of, 1924-25.

Heads of Account.	Direct Charges.			Cost of Construction as now estimated (Construction estimate closed on 31st Mar. 1895).	Expenditure against closed estimates.
	Previous.	1924-25.	Total.		
1	2	3	4	5	6
	Rs.	Rs.	Rs.	Rs.	Rs.
<i>Apportionment.</i>					
Chargeable to 43—Minor Works and Navigation .. ..	7,19,542	..	7,19,542	} 7,35,446	7,27,556
Chargeable to 55—Construction of Irrigation Works—Provincial ..	13,433	2,697	16,130		
Total ..	7,32,975	2,697	7,35,672	7,35,446	7,27,556

YERLA RIVER IRRIGATION WORKS.

TANK PROJECT.

No. 3.—Revenue Account for, and to end of, 1924-25.

Receipts.	TOTAL.			Charges.	TOTAL.		
	Previous.	1924-25.	Total.		Previous.	1924-25.	Total.
	Rs.	Rs.	Rs.		Rs.	Rs.	Rs.
<b>I.—DIRECT RECEIPTS.</b>				<b>I.—EXTENSIONS AND IMPROVEMENTS.</b>			
1. Water-rates from Irrigation ..	5,11,183	24,585	5,35,768	2. Head Works..	50,720	90	50,810
3. Sales of water.	23	..	23	2. Main Canals and Branches ..	18,345	3,169	21,514
5. Plantation ..	33,070	3,946	37,016	Total ..	69,065	3,259	72,324
6. Other canal produce ..							
9. Rents of buildings ..	938	6	944	<b>II.—MAINTENANCE AND REPAIRS.</b>			
10. Fines ..	120	..	120	1. Head Works..	44,551	3,670	48,221
11. Miscellaneous receipts ..	2,412	449	2,861	2. Main Canals and Branches ..	1,43,623	3,698	1,47,321
12. Deduct—Refunds ..	83	..	83	3. Distributaries .	29,157	261	29,418
Total ..	5,47,663	28,986	5,76,649	Total ..	2,17,331	7,629	2,24,960
<b>II.—INDIRECT RECEIPTS.</b>				<b>IV.—ESTABLISHMENT.</b>			
Irrigation share of Land Revenue collected in the Civil Department	...	..	...	1 and 2. Direction and Accounts	1,32,884	9,094	1,41,978
				3. Executive ..			
				Total ..	1,32,884	9,094	1,41,978
Total Receipts ..	5,47,663	28,986	5,76,649	<b>V.—TOOLS AND PLANT ..</b>	6,232	417	6,649
Carried over ..	5,47,663	28,986	5,76,649	Carried over ..	4,25,512	20,399	4,45,911



## PUBLIC WORKS DEPARTMENT, IRRIGATION BRANCH.

## YERLA RIVER IRRIGATION WORKS.

## TANK PROJECT.

No. 3.—Revenue Account for, and to end of, 1924-25.

Receipts	TOTAL.			Charges.	TOTAL.		
	Previous.	1924-25.	Total.		Previous.	1924-25.	Total.
	Rs.	Rs.	Rs.		Rs.	Rs.	Rs.
Brought forward..	5,47,663	28,986	5,76,649	Brought forward..	4,25,512	20,399	4,45,911
				IV.—REFUNDS OF REVENUE ..	71	..	71
				Total ..	4,25,583	20,399	4,45,982
				Share of Collection Charges in the Civil Department	25,552	1,229	26,781
				Total Direct Charges ..	4,51,135	21,628	4,72,763
				Indirect Charges debitable to Revenue Account as per Account No. 5 ..	20,159	1,382	21,541
				Total Charges ..	4,71,294	23,010	4,94,304
				Balance Net Revenue ..	76,369	5,976	82,345
GRAND TOTAL ..	5,47,663	28,986	5,76,649	GRAND TOTAL ..	5,47,663	28,986	5,76,649

N.B.—Construction Estimate closed on 31st March 1896, vide G. R. No. 666, dated 12th May 1896.  
Completion Report approved in G. R. No. 1419, dated 6th October 1897.

YERLA RIVER IRRIGATION WORKS.

TANK PROJECT.

No. 4.—Interest Account for, and to end of, 1924-25.

	Amount Rs.		Amount Rs.
Total interest charges to end of 1923-24 .. .. .	11,78,379	Net Revenue realized to end of 1923-24 as per No. 3 .. .. .	76,369
Interest charges for the year 1924-25 .. .. .	24,791	Net Revenue realized during 1924-25 as per No. 3 .. .. .	5,976
On Rs. 7,19,542 outlay to end of the year 1916-17 at the average rate 3.3252 per cent. .	23,926	Total Net Revenue realized to end of the year as per No. 3 .. .. .	82,345
On subsequent outlay Rs. 14,781 (from 1917-18 to 1923-24 and half of 1924-25) at the flat rate 5.85 per cent. ..	865	Balance net interest charges ..	11,20,825
Total ..	12,03,170	Total ..	12,03,170

No. 5.—Account of Indirect Charges for, and to end of, year 1924-25.

Particulars.	Previous.	1924-25.	Total.	Particulars.	Previous.	1924-25.	Total.
	Rs.	Rs.	Rs.		Rs.	Rs.	Rs.
<b>CAPITAL ACCOUNT.</b>				<b>REVENUE ACCOUNT.</b>			
1. Capitalized abatement of Land Revenue ..	22,684	..	22,684	1. Capitalized abatement of Land Revenue ..	..	..	..
2. Leave and Pension Allowances ..	22,961	62	23,023	2. Leave and Pension Allowances ..	19,808	1,273	21,081
3. Audit and Accounts Establishment ..	107	22	129	3. Audit and Accounts Establishment ..	351	109	460
Total ..	45,752	84	45,836	Total ..	20,159	1,382	21,541

## YERLA RIVER IRRIGATION WORKS.

## TANK PROJECT.

No. 6.—Statement comparing Capital Cost to end of 1924-25 with sanctioned Estimates.

Particulars.	Charges against closed sanctions.			Current sanctions.			Total charges to date against old and current sanctions.
	Expenditure against construction Estimate.	Expenditure against open Capital sanctions.	Total.	Charges to date.	Amount of sanctioned Estimate.	Unspent balance of Estimate.	
1	2	3	4	5	6	7	8
	Rs.	Rs.	Rs.	Rs.	Rs.	Rs.	Rs.
<b>DIRECT CHARGES.</b>							
Works ..	5,27,482	68,692	5,96,174	6,412	6,415	3	6,02,586
Establishment ..	1,10,120	15,336	1,25,456	1,433	1,379	—54	1,26,889
Tools and Plant ..	7,965	326	8,291	271	96	—175	8,562
Total ..	6,45,567	84,354	7,29,921	8,116	7,890	—226	7,38,037
Less—Receipts on Capital Account ..	2,365	...	2,365	...	...	...	2,365
Net Total ..	6,43,202	84,354	7,27,556	8,116	7,890	—226	7,35,672
<b>INDIRECT CHARGES.</b>							
Capitalized abatement of Land Revenue ..	22,368	316	22,684	...	...	...	22,684
Leave and Pension Allowances ..	20,675	2,147	22,822	201	193	—8	23,023
Audit and Accounts Establishment ..	...	65	65	64	64	...	129
Total ..	43,043	2,528	45,571	265	257	—8	45,836
<b>GRAND TOTAL ..</b>	<b>6,86,245</b>	<b>86,882</b>	<b>7,73,127</b>	<b>8,381</b>	<b>8,147</b>	<b>—234</b>	<b>7,81,508</b>

Estimate sanctioned in G. R. (P. W. D.) No. 3934, dated 23rd July 1923.

CHIKLI CANAL.

CANAL PROJECT.

No. 3.—Revenue Account for, and to end of, 1924-25.

Receipts.	TOTAL.			Charges.	TOTAL.		
	Previous.	1924-25.	Total.		Previous.	1924-25.	Total.
	Rs.	Rs.	Rs.		Rs.	Rs.	Rs.
<b>I.—DIRECT RECEIPTS.</b>				<b>I.—EXTENSIONS AND IMPROVEMENTS.</b>			
1. Water-rates from Irrigation ..	72,691	923	73,614	1. Head Works..	1,516	..	1,516
3. Sales of water ..	3	..	3	2. Main Canals and Branches ..	2,172	..	2,172
5. Plantations ..	6,532	263	6,795	Total ..	3,688	..	3,688
6. Other canal produce ..							
9. Rents of buildings ..	50	..	50	<b>II.—MAINTENANCE AND REPAIRS.</b>			
11. Miscellaneous receipts ..	80	..	80	1. Head Works..	1,708	..	1,708
Total ..	79,356	1,186	80,542	2. Main Canals and Branches ..	35,391	428	35,819
<b>II. INDIRECT RECEIPTS.</b>				Total ..	37,099	428	37,527
Irrigation share of Land Revenue collected in the Civil Department.	..	..	..	<b>III.—COMPENSATION.</b>	..	..	..
				<b>IV.—ESTABLISHMENT.</b>			
				1 and 2. Direction and Accounts. } 3. Executive .. }	24,006	357	24,363
				Total ..	24,006	357	24,363
Total Receipts ..	79,356	1,186	80,542	<b>V.—TOOLS AND PLANT</b> ..	714	16	730
Carried over ..	79,356	1,186	80,542	Carried over ..	65,507	801	66,308

## PUBLIC WORKS DEPARTMENT, IRRIGATION BRANCH.

## CHIKLI CANAL.

## CANAL PROJECT.

No. 3.—Revenue Account for, and to end of, 1924-25.

Receipts.	TOTAL.			Charges.	TOTAL.		
	Previous.	1924-25.	Total.		Previous.	1924-25.	Total.
	Rs.	Rs.	Rs.		Rs.	Rs.	Rs.
Brought over ..	79,356	1,186	80,542	Brought over ..	65,507	801	66,308
				VI.—REFUNDS OF REVENUE..	158	..	158
				Total ..	65,665	801	66,466
				Share of Collection Charges in the Civil Department.	3,640	46	3,686
				Total Direct Charges ..	69,305	847	70,152
				Indirect Charges debitable to Revenue Account as per Account No. 5 ..	3,949	54	4,003
				Total Charges ..	73,254	901	74,155
				Balance Net Revenue ..	6,102	285	6,387
GRAND TOTAL ..	79,356	1,186	80,542	GRAND TOTAL ..	79,356	1,186	80,542

*N.B.*—Last Capital Account detailed in the Administrative Accounts for 1882-83.

Construction Estimate closed on 31st March 1883, *vide* G. R. No. 1411, dated 12th September 1893.

Completion Report approved in G. R. No. 489, dated 15th March 1895.

## CHIKLI CANAL.

## CANAL PROJECT.

## No. 4.—Interest Account for, and to end of, 1924-25.

	Amount Rs.		Amount Rs.
Total interest charges to end of 1923-24 .. .. .	1,12,279	Net Revenue realized to end of 1923-24 as per No. 3 .. .. .	6,102
Interest charges for the year 1924-25 .. .. .	1,789	Net Revenue realized during 1924-25 as per No. 3 .. .. .	285
On Rs. 53,803 outlay to end of the year 1916-17 at the average rate 3.3252 per cent..	Rs. 1,789	Total Net Revenue realized to end of the year as per No. 3 .. .. .	6,387
		Balance net interest charges ..	1,07,681
Total ..	1,14,068	Total ..	1,14,068

## No. 5.—Account of Indirect Charges for, and to end of, year 1924-25.

Particulars.	Previous.	1924-25.	Total.	Particulars.	Previous.	1924-25.	Total.
	Rs.	Rs.	Rs.		Rs.	Rs.	Rs.
CAPITAL ACCOUNT.				REVENUE ACCOUNT.			
				1. Capitalized abatement of Land Revenue .. .. .	..	..	..
				2. Leave and Pension Allowances ..	3,905	50	3,955
				3. Audit and Accounts Establishment .. .. .	44	4	48
				Total ..	3,949	54	4,003

## MAINI TANK.

## TANK PROJECT.

No. 2.—Capital Account for, and to end of, 1924-25.

Heads of Account.	Direct Charges.			Cost of Construction as now estimated. (Construction estimate closed on 31st March 1892).	Expenditure against closed estimates.
	Previous.	1924-25.	Total.		
1	2	3	4	5	6
	Rs.	Rs.	Rs.	Rs.	Rs.
<b>I.—WORKS.</b>					
<b>(1) HEAD WORKS.</b>					
B. Land .. ..	2,985	..	2,985	2,985	2,985
C. Works .. ..	2,53,291	2,000	2,55,291	2,56,997	2,50,291
K. Buildings .. ..	1,399	..	1,399	1,399	1,399
L. Earth-work .. ..	43,438	..	43,438	43,438	43,438
M. Plantations .. ..	21	..	21	21	21
<b>Total, Head Works ..</b>	<b>3,01,134</b>	<b>2,000</b>	<b>3,03,134</b>	<b>3,04,840</b>	<b>2,98,134</b>
<b>(3) DISTRIBUTARIES.</b>					
A. Preliminary Expenses ..	739	..	739	739	739
B. Land .. ..	703	..	703	703	703
C. Masonry Works .. ..	23,495	..	23,495	23,495	23,495
L. Earth-work .. ..	18,787	..	18,787	18,787	18,787
O. Miscellaneous .. ..	1,195	..	1,195	1,195	1,195
<b>Total, Distributaries ..</b>	<b>44,919</b>	<b>..</b>	<b>44,919</b>	<b>44,919</b>	<b>44,919</b>
<b>Total, I—Works ..</b>	<b>3,46,053</b>	<b>2,000</b>	<b>3,48,053</b>	<b>3,49,759</b>	<b>3,43,053</b>
<b>II.—ESTABLISHMENT.</b>					
1 and 2. Direction and Accounts ..	1,16,802	407	1,17,209	1,17,542	1,16,100
3. Executive .. ..					
<b>Total, II—Establishment ..</b>	<b>1,16,802</b>	<b>407</b>	<b>1,17,209</b>	<b>1,17,542</b>	<b>1,16,100</b>
<b>Carried over ..</b>	<b>4,62,855</b>	<b>2,407</b>	<b>4,65,262</b>	<b>4,67,301</b>	<b>4,59,153</b>

## MAINI TANK.

## TANK PROJECT.

No. 2.—Capital Account for, and to end of, 1924-25.

Heads of Account.	Direct Charges.			Cost of Construction as now estimated. (Construction estimate closed on 31st Mar. 1892)	Expenditure against closed estimates.
	Previous.	1924-25.	Total.		
1	2	3	4	5	6
	Rs.	Rs.	Rs.	Rs.	Rs.
Brought forward ..	4,62,855	2,407	4,65,262	4,67,301	4,59,153
III.—TOOLS AND PLANT ..	3,645	77	3,722	3,613	3,512
GRAND TOTAL ..	4,66,500	2,484	4,68,984	4,70,914	4,62,665
V.—Less—Receipts on Capital Account:	540	..	540	540	540
Net Outlay ..	4,65,960	2,484	4,68,444	4,70,374	4,62,125
<i>Apportionment.</i>					
Chargeable to 43—Minor Works and Navigation ..	4,62,125	..	4,62,125	} 4,70,374	4,62,125
Chargeable to 55—Construction of Irrigation Works—Provincial ..	3,835	2,484	6,319		
Total ..	4,65,960	2,484	4,68,444	4,70,374	4,62,125



## MAINI TANK.

## TANK PROJECT.

No. 3.—Revenue Account for, and to end of 1924-25.

Receipts.	TOTAL.			Charges.	TOTAL.		
	Previous.	1924-25.	Total.		Previous.	1924-25.	Total.
	Rs.	Rs.	Rs.		Rs.	Rs.	Rs.
<b>I.—DIRECT RECEIPTS.</b>				<b>I.—EXTENSIONS AND IMPROVEMENTS.</b>			
1. Water-rates from Irrigation	2,76,931	7,926	2,84,857	1. Head Works..	19,288	..	19,288
5. Plantations ..	10,574	410	10,984	2. Main Canals and Branches ..	4,461	..	4,461
6. Other canal produce. ..						3. Distributaries ..	123
9. Rents of buildings ..	326	1	327	Total ..	23,872	..	23,872
10. Fines ..	54	..	54				
11. Miscellaneous receipts ..	2,185	2,148	4,333	<b>II.—MAINTENANCE AND REPAIRS.</b>			
12. Deduct Re-funds ..	13	..	13	1. Head Works..	17,555	15	17,570
Total ..	2,90,057	10,485	3,00,542	2. Main Canals and Branches ..	8,157	2,250	10,407
<b>II.—INDIRECT RECEIPTS.</b>				3. Distributaries..	70,779	286	71,065
Irrigation share of Land Revenue collected in the Civil Department.	..	..	...	Total ..	96,491	2,55	99,042
				<b>IV.—ESTABLISHMENT.</b>			
				1 and 2. Direction and Accounts	59,903	2,131	62,034
				3 Executive ..			
				Total ..	59,903	2,131	62,034
Total Receipts ..	2,90,057	10,485	3,00,542	<b>V.—TOOLS AND PLANT</b>	3,275	97	3,372
Carried over ..	2,90,057	10,485	3,00,542	Carried over ..	1,83,541	4,779	1,88,320

MAINI TANK.

TANK PROJECT.

No. 3.—Revenue Account for, and to end of, 1924-25.

Receipts.	TOTAL.			Charges.	TOTAL.		
	Previous.	1924-25.	Total.		Previous.	1924-25.	Total.
	Rs.	Rs.	Rs.		Rs.	Rs.	Rs.
Brought over ..	2,90,057	10,485	3,00,542	Brought over ..	1,83,541	4,779	1,88,320
				VI—REFUNDS OF REVENUE	104	..	104
				Total ..	1,83,645	4,779	1,88,424
				Share of Collection Charges in the Civil Department.	13,851	396	14,247
				Total, Direct Charges ..	1,97,496	5,175	2,02,671
				Indirect Charges debitable to Revenue Account as per Account No. 5 ..	9,177	324	9,501
				Total Charges ..	2,06,673	5,499	2,12,172
				Balance Net Revenue ..	83,384	4,986	88,370
GRAND TOTAL.	2,90,057	10,485	3,00,542	GRAND TOTAL.	2,90,057	10,485	3,00,542

N.B. Construction Estimate closed on 31st March 1892, vide G. R. No. 1411, dated 12th September 1893.  
Completion Report approved in G. R. No. 815, dated 22nd May 1895.

## MAINI TANK.

## TANK PROJECT.

## No. 4.—Interest Account for, and to end of, 1924-25.

	Amount Rs.		Amount Rs.
Total interest charges to end of 1923-1924 .. .. .	7,72,231	Net Revenue realized to end of 1923-1924 as per No. 3 .. .. .	83,384
Interest charges for the year 1924-1925 .. .. .	15,664	Net Revenue realized during 1924-1925 as per No. 3 .. .. .	4,986
On Rs. 4,62,125 outlay to end of the year 1916-17 at the average rate 3.3252 per cent. ..	Rs. 15,367		
On subsequent outlay Rs. 5,077 (from 1917-18 to 1923-24 and half of 1924-25 at the flat rate 5.85 per cent. ..	297	Total Net Revenue realized to end of the year as per No. 3 .. .. .	88,370
		Balance net interest charges .. .. .	6,99,525
Total .. .. .	7,87,895	Total .. .. .	7,87,895

## No. 5.—Account of Indirect Charges for, and to end of, year 1924-25.

Particulars.	Previous.	1924-25.	Total.	Particulars.	Previous.	1924-25.	Total.
	Rs.	Rs.	Rs.		Rs.	Rs.	Rs.
<b>CAPITAL ACCOUNT.</b>				<b>REVENUE ACCOUNT.</b>			
1. Capitalized abatement of Land Revenue .. .. .	3,875	..	3,875	1. Capitalized abatement of Land Revenue .. .. .	288	..	288
2. Leave and Pension Allowances .. .. .	21,748	57	21,805	2. Leave and Pension Allowances .. .. .	8,761	299	9,059
3. Audit and Accounts Establishment .. .. .	30	20	50	3. Audit and Accounts Establishment .. .. .	128	26	154
Total .. .. .	25,653	77	25,730	Total .. .. .	9,177	324	9,501

MAINI TANK.

TANK PROJECT.

No. 6.—Statement comparing Capital Cost to end of 1924-25 with sanctioned Estimates.

Particulars.	Charges against closed sanctions.			Current Sanctions.			Total charges to date against old and current sanctions.
	Expenditure against construction Estimate.	Expenditure against open Capital sanctions.	Total.	Charges to date.	Amount of sanctioned Estimate.	Unspent balance of Estimate.	
1	2	3	4	5	6	7	8
	Rs.	Rs.	Rs.	Rs.	Rs.	Rs.	Rs.
<b>DIRECT CHARGES.</b>							
Works ..	2,65,538	77,515	3,43,053	5,000	6,706	1,706	3,48,053
Establishment ..	98,303	17,797	1,16,100	1,109	1,442	333	1,17,209
Tools and Plant ..	3,315	197	3,512	210	101	—109	3,722
Total ..	3,67,156	95,509	4,62,665	6,319	8,249	1,930	4,68,984
Less—Receipts on Capital Account ..	540	...	540	...	...	...	540
Net Total ..	3,66,616	95,509	4,62,125	6,319	8,249	1,930	4,68,444
<b>INDIRECT CHARGES.</b>							
Capitalized abatement of Land Revenue ..	3,074	801	3,875	...	...	...	3,875
Leave and Pension Allowances ..	19,158	2,492	21,650	155	202	47	21,805
Audit and Accounts ..	...	...	...	50	67	17	50
Total ..	22,232	3,293	25,525	205	269	64	25,730
<b>GRAND TOTAL ..</b>	<b>3,88,848</b>	<b>98,802</b>	<b>4,87,650</b>	<b>6,524</b>	<b>8,518</b>	<b>1,994</b>	<b>4,94,174</b>

Estimate sanctioned in G. R. (P. W. D.), No. 4619, dated 29th September 1923,

## MUCHKUNDI TANK.

## TANK PROJECT.

No. 3.—Revenue Account for, and to end of, 1924-25.

Receipts.	TOTAL.			Charges.	TOTAL.		
	Previous.	1924-25.	Total.		Previous.	1924-25.	Total.
	Rs.	Rs.	Rs.		Rs.	Rs.	Rs.
<b>I.—DIRECT RECEIPTS.</b>				<b>I.—EXTENSIONS AND IMPROVEMENTS.</b>			
1. Water-rates from Irrigation ..	2,378	• 380	2,758	1. Head Works ..	410	..	410
3. Sales of water ..	330	..	330	2. Main Canals and Branches ..	511	..	511
5. Plantations ..	16,561	..	17,968	Total ..	921	..	921
6. Other canal produce ..		1,407					
10. Fines ..	50		50	<b>II.—MAINTENANCE AND REPAIRS.</b>			
11. Miscellaneous receipts ..	4,294	3,514	7,808	1. Head Works	5,084	..	5,084
Total ..	23,613	5,301	28,914	2. Main Canals and Branches ..	10,567	1,695	12,262
<b>II.—INDIRECT RECEIPTS.</b>				Total ..	15,651	1,695	17,346
Irrigation share of Land Revenue collected in the Civil Department				<b>IV.—ESTABLISHMENT.</b>			
				1 and 2. Direction and Accounts	10,038	1,457	11,495
				3. Executive ..			
				Total ..	10,038	1,457	11,495
<b>Total Receipts ..</b>	23,613	5,301	28,914	<b>V.—TOOLS AND PLANT ..</b>	434	59	493
<b>Carried over ..</b>	23,613	5,301	28,914	<b>Carried over ..</b>	27,044	3,211	30,255

ADMINISTRATIVE ACCOUNTS FOR THE YEAR 1924-25. 279

MUCHKUNDI TANK.

TANK PROJECT.

No. 3.—Revenue Account for, and to end of, 1924-25.

Receipts.	TOTAL.			Charges.	TOTAL.		
	Previous.	1924-25.	Total.		Previous.	1924-25.	Total.
	Rs.	Rs.	Rs.		Rs.	Rs.	Rs.
Brought over ..	23,613	5,301	28,914	Brought over ..	27,044	3,211	30,255
				VI.—REFUNDS OF REVENUE.	..	..	..
				Total ..	27,044	3,211	30,255
				Share of Collection Charges in the Civil Department.	143	19	162
				Total Direct Charges ..	27,187	3,230	30,417
				Indirect Charges debitable to Revenue Account as per Account No. 5 ..	1,443	221	1,664
				Total Charges ..	28,630	3,451	32,081
				Balance Net Revenue ..	-5,017	1,850	-3,167
GRAND TOTAL.	23,613	5,301	28,914	GRAND TOTAL.	23,613	5,301	28,914

N B.—Last Capital Account detailed in the Administrative Accounts for 1890-91.

Construction Estimate closed on 31st March 1891, *vide* G. R. No. 1411, dated 12th September 1893.

Completion Report approved in G. R. No. 662, dated 12th April 1894.

MUCHKUNDI TANK.

TANK PROJECT.

No. 4.—Interest Account for, and to end of, 1924-25.

	Amount Rs.		Amount Rs.
Total interest charges to end of 1923-24 .. .. .	2,18,328	Net Revenue realized to end of 1923-24 as per No. 3 .. .. .	—5,017
Interest charges for the year 1924-25 .. .. .	4,663	Net Revenue realized during 1924-25 as per No. 3 .. .. .	1,850
On Rs. 1,40,217 outlay to end of the year 1916-17 at the average rate 3'3252 per cent..	Rs. 4,663	Total Net Revenue realized to end of the year as per No. 3 .. .. .	—3,167
		Balance net interest charges ..	2,26,158
Total ..	2,22,991	Total ..	2,22,991

No. 5.—Account of Indirect Charges for, and to end of, 1924-25.

Particulars.	Previous	1924-25.	Total.	Particulars.	Previous.	1924-25.	Total.
	Rs.	Rs.	Rs.		Rs.	Rs.	Rs.
<b>CAPITAL ACCOUNT.</b>				<b>REVENUE ACCOUNT.</b>			
				1. Capitalized abatement of Land Revenue .. .. .	..	..	..
				2. Leave and Pension Allowances .. .. .	1,403	204	1,607
				3. Audit and Accounts Establishment .. .. .	40	17	57
				Total ..	1,443	221	1,664

## GOKAK CANAL (FIRST SECTION) AND STORAGE WORKS.

## CANAL PROJECT.

## No. 2.—Capital Account for, and to end of, 1924-25.

Heads of Account.	Direct Charges.			Cost of Construction as now estimated (Construction estimate closed on 31st March 1897).	Expenditure against closed estimates.
	Previous.	1924-25.	Total.		
1	2	3	4	5	
<b>I.—WORKS.</b>					
<b>(2) HEAD WORKS.</b>					
A. Preliminary Expenses ..	Rs. 1,595	Rs. ..	Rs. 1,595	Rs. 1,595	Rs. 1,595
B. Land .. ..	2,36,898	..	2,36,898	2,36,898	2,36,898
C. Works .. ..	5,61,957	..	5,61,957	5,61,957	5,61,957
K. Buildings .. ..	19,425	..	19,425	19,425	19,425
O. Miscellaneous .. ..	22,179	..	22,179	22,179	22,179
<b>Total, Head Works ..</b>	<b>8,42,054</b>	<b>..</b>	<b>8,42,054</b>	<b>8,42,054</b>	<b>8,42,054</b>
<b>(2) MAIN CANALS AND BRANCHES.</b>					
A. Preliminary Expenses ..	1,844	..	1,844	1,844	1,844
B. Land .. ..	525	..	525	525	525
D. Regulators .. ..	33,924	..	33,924	33,924	33,924
E. Falls and Weirs .. ..	4,768	..	4,768	4,768	4,768
F. River and hill torrent Works ..	3,237	..	3,237	3,237	3,237
G. Bridges .. ..	7,103	..	7,103	7,103	7,103
K. Buildings .. ..	7,386	..	7,386	7,386	7,386
L. Earth-work .. ..	1,40,784	..	1,40,784	1,40,784	1,40,784
M. Plantations .. ..	2,131	..	2,131	2,131	2,131
O. Miscellaneous .. ..	..	25,155	25,155	54,776	..
P. Maintenance .. ..	2,015	..	2,015	2,015	2,015
<b>Total, Main Canals and Branches ..</b>	<b>2,03,717</b>	<b>25,155</b>	<b>2,28,872</b>	<b>2,58,493</b>	<b>2,03,717</b>
<b>(3) DISTRIBUTARIES.</b>					
A. Preliminary Expenses ..	166	..	166	166	166
B. Land .. ..	1,056	..	1,056	1,056	1,056
C. Works .. ..	28,355	..	28,355	28,355	28,355
L. Earth-work .. ..	14,449	..	14,449	14,449	14,449
O. Miscellaneous .. ..	7,264	..	7,264	7,264	7,264
<b>Total, Distributaries ..</b>	<b>51,290</b>	<b>..</b>	<b>51,290</b>	<b>51,290</b>	<b>51,290</b>
<b>Carried over ..</b>	<b>10,97,061</b>	<b>25,155</b>	<b>11,22,216</b>	<b>11,51,837</b>	<b>10,97,061</b>



PUBLIC WORKS DEPARTMENT, IRRIGATION BRANCH.  
GOKAK CANAL (FIRST SECTION) AND STORAGE WORKS.

CANAL PROJECT.

No. 2.—Capital Account for, and to end of, 1924-25.

Heads of Account.	Direct Charges.			Cost of Construction as now estimated (Construction estimate closed on 31st March 1897).	Expenditure against closed estimates.
	Previous.	1924-25.	Total.		
1	2	3	4	5	6
	Rs.	Rs.	Rs.	Rs.	Rs.
Brought forward ..	10,97,061	25,155	11,22,216	11,51,837	10,97,061
<b>(4) DRAINAGE AND PROTECTIVE WORKS.</b>					
C. Works .. .. .	1,437	..	1,437	1,437	1,437
L. Earth-work .. .. .	1,650	..	1,650	1,650	1,650
O. Miscellaneous .. .. .	..	..	..	..	..
P. Maintenance .. .. .	..	..	..	..	..
Total, Drainage and Protective Works.	3,087	..	3,087	3,087	3,087
Total, I.—Works ..	11,00,148	25,155	11,25,303	11,54,924	11,00,148
<b>II.—ESTABLISHMENT.</b>					
1 and 2. Direction and Accounts ..	42,952	} 10,815	1,91,921	1,92,883	1,81,106
3. Executive .. .. .	1,38,134				
Total, Establishment ..	1,81,106	10,815	1,91,921	1,92,883	1,81,106
III.—TOOLS AND PLANT ..	21,236	872	22,108	22,058	21,236
IV.—SUSPENSE ACCOUNTS ..	..	..	..	..	..
GRAND TOTAL ..	13,02,490	36,842	13,39,332	13,69,865	13,02,490
V.—Less—Receipts on Capital Account	740	..	740	740	740
Net Outlay ..	13,01,750	36,842	13,38,592	13,69,125	13,01,750
<i>Apportionment.</i>					
Chargeable to 35—Construction of Protective Irrigation Works ..	4,00,939	..	4,00,939	4,00,939	4,00,939
Chargeable to 43—Minor Works and Navigation ..	9,00,811	..	9,00,811	9,00,811	9,00,811
Chargeable to 55.—Construction of Irrigation Works—Provincial ..	..	36,842	36,842	67,375	..
Total ..	13,01,750	36,842	13,38,592	13,69,125	13,01,750

GOKAK CANAL, FIRST SECTION AND STORAGE WORKS.

CANAL PROJECT.

No. 3.—Revenue Account for, and to end of, 1924-25.

Receipts.	TOTAL.			Charges.	TOTAL.		
	Previous.	1924-25.	Total.		Previous.	1924-25.	Total.
	Rs.	Rs.	Rs.		Rs.	Rs.	Rs.
<b>I.—DIRECT RECEIPTS.</b>				<b>I.—EXTENSIONS AND IMPROVEMENTS</b>			
1. Water-rates from Irrigation ..	10,19,237	26,866	10,46,103	1. Head Works..	25,893	..	25,893
3. Sales of water ..	9,202	363	9,565	2. Main Canals and Branches ..	1,427	..	1,427
5. Plantations ..	39,947	1,969	41,916	Total ..	27,320	..	27,320
6. Other canal produce ..							
7. Water power ..	4,52,159	14,313	4,66,472				
9. Rents of buildings ..	973	26	999	<b>II.—MAINTENANCE AND REPAIRS.</b>			
10. Fines ..	44	..	44	1. Head Works..	83,423	..	83,423
11. Miscellaneous receipts ..	34,819	1,215	36,034	2. Main Canals and Branches ..	45,067	5,045	50,112
12. <i>Deduct</i> —Refunds ..	88	..	88	3. Distributaries.	27,377	..	27,377
Total ..	15,56,293	44,752	16,01,045	4. Drainage and Protective Works.	30	..	30
				Total ..	1,55,897	5,045	1,60,942
<b>II.—INDIRECT RECEIPTS.</b>							
Irrigation share of Land Revenue collected in the Civil Department.	..	..	..	<b>IV.—ESTABLISHMENT.</b>			
				1 and 2. Direction and Accounts ..	1,50,054	9,960	1,60,014
				3. Executive ..			
				Total ..	1,50,054	9,960	1,60,014
Total Receipts ..	15,56,293	44,752	16,01,045	<b>V.—TOOLS AND PLANT ..</b>	12,455	175	12,630
Carried over ..	15,56,293	44,752	16,01,045	Carried over ..	3,45,726	15,180	3,60,906

## PUBLIC WORKS DEPARTMENT, IRRIGATION BRANCH.

## GOKAK CANAL, FIRST SECTION AND STORAGE WORKS.

## • CANAL PROJECT.

No. 3.—Revenue Account for, and to end of, 1924-25.

Receipts.	TOTAL.			Charges.	TOTAL.		
	Previous.	1924-25.	Total.		Previous.	1924-25.	Total.
	Rs.	Rs.	Rs.		Rs.	Rs.	Rs.
Brought over ..	15,56,293	44,752	16,01,045	Brought over ..	3,45,726	15,180	3,60,906
				VI.—REFUNDS OF REVENUE ..	3,436	..	3,436
				Total ..	3,49,162	15,180	3,64,342
				Share of Collection Charges in the Civil Department.	56,039	1,345	57,384
				Total Direct Charges ..	4,05,201	16,525	4,21,726
				Indirect Charges debitable to Revenue Account as per Account No. 5 ..	21,358	1,444	22,802
				Total Charges ..	4,26,559	17,969	4,44,528
				Balance Net Revenue ..	11,29,734	26,783	11,56,517
GRAND TOTAL	15,56,293	44,752	16,01,045	GRAND TOTAL.	15,56,293	44,752	16,01,045

*N.B.*—Last Capital Account detailed in the Administrative Accounts for 1906-07 and No. 6 in 1909-10.  
Construction Estimate closed on 31st March 1897, *vide* G. R. No. 1393, dated 2nd October 1897.  
Completion Report approved in G. R. No. 327, dated 10th February 1900.

GOKAK CANAL, FIRST SECTION AND STORAGE WORKS.

CANAL PROJECT.

No. 4.—Interest Account for, and to end of, 1924-25.

	Amount Rs.		Amount Rs.
Total interest charges to end of 1923-24 .. ..	16,91,102	Net Revenue realized to end of 1923-24 as per No. 3 .. ..	11,29,734
Interest charges for the year 1924-25 .. ..	44,364	Net Revenue realized during 1924-25 as per No. 3 .. ..	26,783
On Rs. 13,01,750 outlay to end of the year 1916-17 at the average rate 3·3252 per cent..	43,286	Total Net Revenue realized to end of the year as per No. 3 .. ..	11,56,517
Subsequent outlay Rs. 18,421 (half of 1924-25) at the flat rate 5·85 per cent. ..	1,078	Balance net interest charges ..	5,78,949
Total ..	17,35,466	Total ..	17,35,466

No. 5.—Account of Indirect Charges for, and to end of, 1924-25.

Particulars.	Previous.	1924-25.	Total.	Particulars.	Previous.	1924-25.	Total.
	Rs.	Rs.	Rs.		Rs.	Rs.	Rs.
<b>CAPITAL ACCOUNT.</b>				<b>REVENUE ACCOUNT.</b>			
1. Capitalized abatement of Land Revenue ..	53,279	..	53,279	1. Capitalized abatement of Land Revenue ..	2	..	2
2. Leave and Pension Allowances ..	26,893	1,514	28,407	2. Leave and Pension Allowances ..	21,007	1,394	22,401
3. Audit and Accounts Establishment ..	..	252	252	3. *Audit and Accounts Establishment ..	349	50	399
Total ..	80,172	1,766	81,938	Total ..	21,358	1,444	22,802

## GOKAK CANAL, FIRST SECTION AND STORAGE WORKS.

## CANAL PROJECT.

No. 6.—Statement comparing Capital Cost to end of 1924-25 with sanctioned estimator.

Particulars.	Charges against closed sanctions.			Current sanctions.			Total charges to date against old and current sanctions.
	Expenditure against construction estimate.	Expenditure against open Capital sanctions.	Total.	Charges to date.	Amount of sanctioned estimate.	Unspent balance of estimate.	
1	2	3	4	5	6	7	8
<b>DIRECT CHARGES</b>	Rs.	Rs.	Rs.	Rs.	Rs.	Rs.	Rs.
Works .	10,22,617	77,531	11,00,148	25,155	54,776	29,621	11,25,303
Establishment .	1,72,777	8,329	1,81,106	10,815	11,777	962	1,91,921
Tools and Plant ..	21,065	171	21,236	872	822	—50	22,108
Total ..	12,16,459	86,031	13,02,490	36,842	67,375	30,533	13,39,332
Less—Receipt of Capital Accounts ..	379	361	740	....	...	...	740
Net Total ..	12,16,080	85,670	13,01,750	36,842	67,375	30,533	13,38,592
<b>INDIRECT CHARGES.</b>							
Capitalized abatement of Land Revenue ..	18,642	34,637	53,279	...	2,500	2,500	53,279
Leave and Pension Allowances ..	25,728	1,165	26,893	1,514	1,649	135	28,407
Audit and Account ..	..	..	..	252	548	296	252
Total ..	44,370	35,802	80,172	1,766	4,697	2,931	81,938
<b>GRAND TOTAL ..</b>	<b>12,60,450</b>	<b>1,21,472</b>	<b>13,81,922</b>	<b>38,608</b>	<b>72,072</b>	<b>33,464</b>	<b>14,20,530</b>

G. R. (P. W. D.) No 5593 dated 31st May 1924.

DAMBAL TANK.

TANK PROJECT.

No. 3.—Revenue Account for, and to end of, 1924-25.

Receipts.	TOTAL.			Charges.	TOTAL.		
	Pre vious.	1924-25.	Total		Previous.	1924-25.	Total.
	Rs.	Rs.	Rs.		Rs.	Rs.	Rs.
<b>I. DIRECT RECEIPTS.</b>				<b>I.—EXTENSIONS AND IMPROVEMENTS.</b>			
1. Water-rates from Irrigation ..	23,367	38	23,405	1. Head Works ..	634	..	634
5 Plantations ..	16,143	..	16,409	<b>Total ..</b>	<b>634</b>	<b>..</b>	<b>634</b>
6. Other canal produce ..		266					
11. Miscellaneous receipts ..	950	..	950	<b>II.—MAINTENANCE AND REPAIRS.</b>			
<b>Total ..</b>	<b>40,460</b>	<b>304</b>	<b>40,764</b>	1. Head Works ..	14,898	..	14,898
<b>II.—INDIRECT RECEIPTS.</b>				2. Main Canals and Branches ..	5,075	180	5,255
Irrigation share of Land Revenue collected in the Civil Department.	37,678	916	38,594	3. Distributaries.	670	..	670
				<b>Total ..</b>	<b>20,643</b>	<b>180</b>	<b>20,823</b>
				<b>IV.—ESTABLISHMENT.</b>			
				1 and 2. Direction and Accounts	20,802	355	21,157
				3. Executive ..			
				<b>Total ..</b>	<b>20,802</b>	<b>355</b>	<b>21,157</b>
<b>Total ..</b>	<b>37,678</b>	<b>916</b>	<b>38,594</b>	<b>V.—TOOLS AND PLANT ..</b>	315	6	32
<b>Total Receipts ..</b>	<b>78,138</b>	<b>1,220</b>	<b>79,358</b>				
Carried over ..	78,138	1,220	79,358	Carried over ..	42,394	541	42,935

288 PUBLIC WORKS DEPARTMENT, IRRIGATION BRANCH.

DAMBAL TANK.

TANK PROJECT.

No. 3.—Revenue Account for, and to end of, 1924-25.

Receipts.	TOTAL.			Charges.	TOTAL.		
	Previous.	1924-25.	Total.		Previous.	1924-25.	Total.
	Rs.	Rs.	Rs.		Rs.	Rs.	Rs.
Brought over ..	78,138	1,220	79,358	Brought over ..	42,394	541	42,935
				VI.—REFUNDS OF REVENUE ..	126	..	126
				Total ..	42,520	541	43,061
				Share of Collection Charges in the Civil Department.	5,117	94	5,211
				Total Direct Charges ..	47,637	635	48,272
				Indirect Charges debitable to Revenue Account as per Account No. 5 ..	3,073	32	3,125
				Total Charges ..	50,710	687	51,397
				Balance Net Revenue ..	27,428	533	27,961
GRAND TOTAL ..	78,138	1,220	79,358	GRAND TOTAL ..	78,138	1,220	79,358

N.B.—Last Capital Account detailed in the Administrative Accounts for 1885-86.

Construction Estimate closed on 31st March 1886, *vide* G.R. No. 1411, dated 12th September 1893.

Completion Report approved in G.R. No. 1138, dated 16th July 1894.

DAMBAL TANK.

TANK PROJECT.

No. 4.—Interest Account for, and to end of, 1924-25.

	Amount Rs.		Amount Rs.
Total interest charges to end of 1923-24 .. ..	1,06,243	Net Revenue realized to end of 1923-24 as per No. 3 ..	27,428
Interest charges for the year 1924-25 .. ..	2,023	Net Revenue realized during 1924-25 as per No. 3 ..	533
On Rs. 60,847 outlay to end of the year 1916-17 at the average rate 3.3252 per cent. ..	Rs. 2,023	Total Net Revenue realized to end of the year as per No. 3 .. ..	27,961
		Balance net interest charges ..	80,305
Total ..	1,08,266	Total ..	1,08,266

No. 5.—Account of Indirect Charges for, and to end of, 1924-25.

Particulars.	Previous.	1924-25.	Total.	Particulars.	Previous.	1924-25.	Total.
CAPITAL ACCOUNT.				REVENUE ACCOUNT.	Rs.	Rs.	Rs.
				1. Capitalized abatement of Land Revenue ..	124	..	124
				2. Leave and Pension Allowances ..	2,920	50	2,970
				3. Audit and Accounts Establishment ..	29	2	31
				Total ..	3,073	52	3,125



## MEDLERI TANK.

## TANK PROJECT.

No. 3.—Revenue Account for, and to end of, 1924-25.

Receipts.	TOTAL.			Charges.	TOTAL.		
	Previous.	1924-25.	Total.		Previous.	1924-25.	Total.
	Rs.	Rs.	Rs.		Rs.	Rs.	Rs.
<b>I.—DIRECT RECEIPTS.</b>				<b>I.—EXTENSIONS AND IMPROVEMENTS.</b>			
1. Water-rates from Irrigation.	22,139	926	23,065	1. Head Works ..	141	..	141
5. Plantations ..	2,254	..	2,254	Total ..	141	..	141
6. Other canal produce.							
11. Miscellaneous receipts ..	113	5	118				
Total ..	24,506	931	25,437	<b>II.—MAINTENANCE AND REPAIRS.</b>			
<b>II.—INDIRECT RECEIPTS.</b>				1. Head Works ..	13,862	..	13,862
Irrigation share of Land Revenue collected in the Civil Department	...	..	...	2. Main Canals and Branches ..	2,626	299	2,925
				3. Distributaries..	2,191	..	2,191
				Total ..	18,679	299	18,978
				<b>IV.—ESTABLISHMENT.</b>			
				1 and 2. Direction and Accounts	16,854	590	17,444
				3. Executive ..			
				Total ..	16,854	590	17,444
<b>Total, Receipts ..</b>	24,506	931	25,437	<b>V.—TOOLS AND PLANT ..</b>	176	10	186
<b>Carried over ..</b>	24,506	931	25,437	<b>Carried over ..</b>	35,850	899	36,749

MEDLERI TANK.

TANK PROJECT.

No. 3.—Revenue Account for, and to end of, 1924-25.

Receipts.	TOTAL			Charges.	TOTAL		
	Previous.	1924-25.	Total.		Previous.	1924-25.	Total.
	Rs.	Rs.	Rs.		Rs.	Rs.	Rs.
Brought forward ..	24,506	931	25,437	Brought forward ..	35,850	899	36,749
				VI.—REFUN D S OF REVENUE ..	299	..	299
				Total ..	36,149	899	37,048
				Share of Collection Charges in the Civil Department.	1,107	46	1,153
				Total Direct Charges ..	37,256	945	38,201
				Indirect Charges debitable t o Revenue Account as per Account No. 5 ..	2,381	86	2,467
				Total Charges ..	39,637	1,031	40,668
				Balance Net Revenue ..	--15,131	—100	—15,231
GRAND TOTAL ..	24,506	931	25,437	GRAND TOTAL ..	24,506	931	25,437

N.B.—Last Capital Account detailed in the Administrative Account for 1885-86.

Construction Estimate closed on 31st March 1886, vide G.R. No. 1411, dated 12th September 1893.

Completion Report approved in G.R. No. 1138, dated 16th July 1894.

## MEDLERI TANK.

## TANK PROJECT.

*No. 4.—Interest Account for, and to end of, 1924-25.*

	Amount Rs.		Amount. Rs.
Total interest charges to end of 1923-24 .. .. .	1,27,513	Net Revenue realized to end of 1923-1924—as per No. 3 ..	—15,131
Interest charges for the year 1924-25 .. .. .	2,605	Net Revenue realized during 1924-1925 as per No. 3 .. .. .	—100
On Rs. 78,354 outlay to end of the year 1916-17 at the average rate 3.3252 per cent. ..		Total Net Revenue realized to end of the year as per No. 3 .. .. .	—15,231
		Balance net interest charges ..	1,45,349
Total ..	1,30,118	Total ..	1,30,118

*No. 5.—Account of Indirect Charges for, and to end of, 1924-25.*

Particulars.	Previous.	1924-25.	Total.	Particulars.	Previous.	1924-25.	Amount
					Rs.	Rs.	Rs.
CAPITAL ACCOUNT.				REVENUE ACCOUNT.			
				1. Capitalized abatement of Land Revenue ..	..	..	..
				2. Leave and Pension Allowances ..	2,358	83	2,441
				3. Audit and Accounts Establishment ..	23	3	26
			Total ..	2,381	86	2,467	

MADAG TANK.

TANK PROJECT.

No. 3.—Revenue Account for, and to end of 1924-25.

Receipts.	TOTAL.			Charges.	TOTAL.		
	Previous.	1924-25.	Total.		Previous.	1924-25.	Total.
	Rs.	Rs.	Rs.		Rs.	Rs.	Rs.
<b>I.—DIRECT RECEIPTS.</b>				<b>I.—EXTENSIONS AND IMPROVEMENTS.</b>			
1. Water-rates from Irrigation ..	1,11,000	4,178	1,15,178	2. Main Canals and Branches ..	1,537	..	1,537
5. Plantations ..	8,914	11	9,120	<b>Total ..</b>	<b>1,537</b>	<b>..</b>	<b>1,537</b>
6. Other canal produce ..		195					
11. Miscellaneous receipts ..	393	14	407				
<b>Total ..</b>	<b>1,20,307</b>	<b>4,398</b>	<b>1,24,705</b>	<b>II.—MAINTENANCE AND REPAIRS.</b>			
<b>II.—INDIRECT RECEIPTS.</b>				1. Head Works ..	2,687	..	2,687
Irrigation share of Land Revenue collected in the Civil Department	...	..	-	2. Main Canals and Branches ..	52,713	649	53,362
				<b>Total ..</b>	<b>55,400</b>	<b>649</b>	<b>56,049</b>
				<b>III.—COMPENSATION ..</b>	<b>..</b>	<b>..</b>	<b>..</b>
				<b>IV.—ESTABLISHMENT.</b>			
				1 and 2. Direction and Accounts } 3. Executive ..	41,205	1,281	42,486
				<b>Total ..</b>	<b>41,205</b>	<b>1,281</b>	<b>42,486</b>
<b>Total Receipts ..</b>	<b>1,20,307</b>	<b>4,398</b>	<b>1,24,705</b>	<b>V.—TOOLS AND PLANT ..</b>	<b>803</b>	<b>23</b>	<b>826</b>
<b>Carried over ..</b>	<b>1,20,307</b>	<b>4,398</b>	<b>1,24,705</b>	<b>Carried over ..</b>	<b>98,945</b>	<b>1,953</b>	<b>1,00,898</b>

## PUBLIC WORKS DEPARTMENT, IRRIGATION BRANCH

## MADAG TANK.

## TANK PROJECT.

No. 3.—Revenue Account for, and to end of, 1924-25.

Receipts.	TOTAL.			Charges.	TOTAL.		
	Previous.	1924-25.	Total.		Previous.	1924-25.	Total.
	Rs.	Rs.	Rs.		Rs.	Rs.	Rs.
Brought forward ..	1,20,307	4,398	1,24,705	Brought forward ..	98,945	1,953	1,00,898
				VI—REFUNDS OF REVENUE.	..	..	..
				Total ..	98,945	1,953	1,00,898
				Share of collection charges in the Civil Department.	5,575	209	5,784
				Total Direct Charges ..	1,04,520	2,162	1,06,682
				Indirect Charges debitable to Revenue Account as per Account No. 5 ..	6,426	185	6,611
				Total Charges ..	1,10,946	2,347	1,13,293
				Balance Net Revenue ..	9,361	2,051	11,412
GRAND TOTAL ..	1,20,307	4,398	1,24,705	GRAND TOTAL ..	1,20,307	4,398	1,24,705

*N.B.*—Last Capital Account detailed in the Administrative Accounts for 1888-89.

Construction estimate closed on 31st March 1889—*vide* G. R. No. 1411, dated 12th September 1893.

Completion Report approved in G. R. No. 1138, dated 16th July 1894.

MADAG TANK.

TANK PROJECT.

No. 4.—Interest Account for, and to end of, 1924-25.

	Amount. Rs.		Amount. Rs.
Total interest charges to end of 1923-24 .. .. .	3,50,989	Net Revenue realized to end of 1923-24 as per No. 3 .. .. .	9,361
Interest charges for the year 1924-25 .. .. .	5,362	Net Revenue realized during 1924-1925 as per No. 3 .. .. .	2,051
On Rs. 1,61,248 outlay to end of the year 1916-17 at the average rate 3.3252 per cent.	.	Total Net Revenue realized to end of the year as per No. 3..	11,412
		Balance net interest charges ..	3,44,939
Total ..	3,56,351	Total ..	3,56,351

No. 5.—Account of Indirect Charges for, and to end of, year 1924-25.

Particulars.	Previous.	1924-25.	Total.	Particulars.	Previous.	1924-25.	Total.
CAPITAL ACCOUNT.				REVENUE ACCOUNT.			
				1. Capitalized abatement of Land Revenue .. .. .	..	..	..
				2. Leave and Pension Allowances ..	6,401	179	6,580
				3. Audit and Accounts Establishment ..	25	6	31
				Total ..	6,426	185	6,611

## ASUNDI TANK.

## TANK PROJECT.

No. 3.—Revenue Account for, and to end of, 1924-25.

Receipts.	TOTAL.			Charges.	TOTAL.		
	Previous.	1924-25.	Total.		Previous.	1924-25.	Total.
	Rs.	Rs.	Rs.		Rs.	Rs.	Rs.
<b>I.—DIRECT RECEIPTS.</b>				<b>I.—EXTENSIONS AND IMPROVEMENTS.</b>			
1. Water - rates from Irrigation ..	20,743	488	21,231	.			
5. Plantations ..	2,935	..	2,958	Head Works ..	219	..	219
6. Other canal produce ..				..	23	Total ..	219
10. Fines ..	19	..	19				
11. Miscellaneous receipts ..	53	2	55				
Total receipts ..	23,750	513	24,263	<b>II.—MAINTENANCE AND REPAIRS.</b>			
<b>II—INDIRECT RECEIPTS.</b>				1. Head Works ..	23,567	..	23,567
Irrigation share of Land Revenue collected in the Civil Department.	23,828	687	24,515	2. Main Canals and Branches ..	1,903	361	2,264
				3. Distributaries ..	2,043	..	2,043
				Total ..	27,513	361	27,874
				<b>III.—COMPENSATION.</b>	..	..	..
				<b>IV.—ESTABLISHMENT</b> ..	..	..	..
				1 and 2. Direction and Accounts	23,831	713	24,544
				3. Executive ..			
				Total ..	23,831	713	24,544
Total ..	23,828	687	24,515				
Total Receipts ..	47,578	1,200	48,778	<b>V.—TOOLS AND PLANT</b> ..	626	13	639
Carried over ..	47,578	1,200	48,778	Carried over ..	52,189	1,087	53,276

ADMINISTRATIVE ACCOUNTS FOR THE YEAR 1924-25.

297

ASUNDI TANK.

TANK PROJECT.

No. 3.—Revenue Account for, and to end of, 1924-25.

Receipts.	TOTAL.			Charges.	TOTAL.		
	Previous.	1924-25.	Total.		Previous.	1924-25.	Total.
Brought over ..	Rs. 47,578	Rs. 1,200	Rs. 48,778	Brought over ..	Rs. 52,189	Rs. 1,087	Rs. 53,276
				VI.—REFUNDS OF REVENUE.	...	..	...
				Suspense Account.	...	..	...
				Total ..	52,189	1,087	53,276
				Share of collection charges in the Civil Department.	3,442	93	3,535
				Total Direct Charges ..	55,631	1,180	56,811
				Indirect charges debitable to Revenue Account as per Account No. 5 ..	3,356	103	3,459
				Total Charges ..	58,987	1,283	60,270
				Balance Net Revenue ..	—11,409	—83	—11,492
GRAND TOTAL..	47,578	1,200	48,778	GRAND TOTAL..	47,578	1,200	48,778

N.B.—Last Capital Account detailed in the Administrative Accounts for 1889-1890.

Construction Estimate closed on 31st March 1890—vide G. R. No. 1411, dated 12th September 1893.

Completion Report approved in G. R. No. 1138, dated 16th July 1894.



## ASUNDI TANK.

## TANK PROJECT.

*No. 4.—Interest Account for, and to end of, 1924-25.*

	Amount Rs.		Amount Rs.
Total interest charges to end of 1923-24 .. .. .	93,494	Net Revenue realized to end of 1923-24 as per Part III ..	-11,409
Interest charges for the year 1924-25 .. .. .	2,020	Net Revenue realized during 1924-25 as per Part III ..	-83
On Rs. 60,741 outlay to end of the year 1916-17 at the average rate 3.3252 per cent. ..	Rs. 2,020	Total Net Revenue realized to end of the year as per Part III .. .. .	-11,492
		Balance net interest charges ..	1,07,006
Total ..	95,514	Total ..	95,514

*No. 5.—Account of Indirect Charges for, and to end of, 1924-25.*

Particulars.	Previous.	1924-25.	Total.	Particulars.	Previous.	1924-25.	Total.
	Rs.	Rs.	Rs.		Rs.	Rs.	Rs.
CAPITAL ACCOUNT.				REVENUE ACCOUNT.			
				1. Capitalized abatement of Land Revenue ..	9	..	9
				2. Leave and Pension Allowances ..	3,337	99	3,436
				3. Audit and Accounts Establishment .. .. .	10	4	14
Total ..				Total ..	3,356	103	3,459

DHARMA CANAL.

CANAL PROJECT.

No. 3.—Revenue Account for, and to end of, 1924-25.

Receipts.	TOTAL.			Charges.	TOTAL.		
	Previous.	1924-25.	Total.		Previous.	1924-25.	Total.
	Rs.	Rs.	Rs.		Rs.	Rs.	Rs.
<b>I.—DIRECT RECEIPTS.</b>				<b>I.—EXTENSIONS AND IMPROVEMENTS.</b>			
1. Water-rates from Irrigation ..	25,217	2,615	27,832	1. Head Works..	...	..	...
5. Plantations ..	...	..	...	2. Main Canals and Branches ..	787	171	958
6. Other canal produce ..	40	..	40	3. Distributaries.	...	..	...
11. Miscellaneous receipts ..	712	..	712	4. Drainage and Protective Works.	...	..	...
12. Deduct refunds	263	88	351				
Total ..	25,706	2,527	28,233	Total ..	787	171	958
<b>II.—INDIRECT RECEIPTS.</b>				<b>II.—MAINTENANCE AND REPAIRS.</b>			
Irrigation share of Land Revenue collected in the Civil Department.	2,18,019	20,765	2,38,784	1. Head Works ..	7,717	..	7,717
Average Indirect Revenue as per G. R. No. A.I.-1650, dated 16th August 1911 ..	2,54,716	—23,156	—2,77,872	2. Main Canals and Branches ..	6,330	1,285	7,615
				3. Distributaries.			
				4. Average Expenditure before Improvement ..	—11,120	—1,390	—12,510
				Total ..	2,927	—105	2,822
				<b>III.—COMPENSATION.</b>			
				<b>IV.—ESTABLISHMENT.</b>			
				1 and 2. Direction and Accounts	13,436	2,402	15,838
				3. Executive ..			
				Total ..	13,436	2,402	15,838
Total ..	—36,697	—2,391	—39,088	<b>V.—TOOLS AND PLANT.</b>			
Total Receipts ..	—10,991	136	—10,855		590	50	640
Carried over ..	—10,991	136	—10,855	Carried over ..	17,740	2,518	20,258

## PUBLIC WORKS DEPARTMENT, IRRIGATION BRANCH.

## DHARMA.

## CANAL PROJECT.

## No. 3.—Revenue Account for, and to end of, 1924-25.

Receipts.	TOTAL.			Charges.	TOTAL.		
	Previous.	1924-25.	Total.		Previous.	1924-25.	Total.
	Rs.	Rs.	Rs.		Rs.	Rs.	Rs.
Brought over ..	—10,991	136	—10,855	Brought over ..	17,740	2,518	20,258
				VI.—REFUNDS OF REVENUE.	434	..	434
				Suspense Account.	...	..	...
				Total ..	18,174	2,518	20,692
				Share of collec- tion charges in the Civil De- partment ..	—2,375	—108	—2,483
				Total district charges ..	15,799	2,410	18,209
				Indirect charges debitable to Revenue Account as per Account No. 5 ..	1,886	337	2,223
				Total charges ..	17,685	2,747	20,432
				Balance Net Revenue ..	—28,676	—2,611	—31,287
GRAND TOTAL..	—10,991	136	—10,855	GRAND TOTAL..	—10,991	136	—10,855

N.B.—Last Capital Account detailed in the Administrative Accounts for 1922-23.

DHARMA CANAL.

CANAL PROJECT.

No. 4.—Interest Account for, and to end of, 1924-25.

	Amount Rs.		Amount Rs.
Total interest charges to end of 1923-24 .. .. .	39,153	Net Revenue realized to end of 1923-24 as per Part III ..	—28,676
Interest charges for the year 1924-25 .. .. .	3,428	Net Revenue realized during 1924-25 as per Part III .. .. .	—2,611
On Rs. 85,536 outlay to end of the year 1916-17 at the average rate 3·3252 per cent. ..	2,844	Total Net Revenue realized to end of the year as per Part III .. .. .	—31,287
On subsequent outlay Rs. 9,973 at the flat rate Rs. 5·85 per cent. ..	584	Balance net interest charges ..	73,868
Total ..	42,581	Total ..	42,581

No. 5.—Account of Indirect Charges for, and to end of, 1924-25.

Particulars.	Previous.	1924-25.	Total.	Particulars.	Previous.	1924-25.	Total.
	Rs.	Rs.	Rs.		Rs.	Rs.	Rs.
CAPITAL ACCOUNT.				REVENUE ACCOUNT.			
				1. Capitalized abatement of Land Revenue .. .. .	..	..	..
				2. Leave and Pension Allowances..	1,882	336	2,218
				3. Audit and Accounts Establishment ..	4	1	5
Total ..				Total ..	1,886	337	2,223

## KADWA RIVER WORKS.

## CANAL PROJECT.

No. 2.—Detailed Account of Capital Expenditure for, and to end of, 1924-25.

Heads of Account.	Direct Charges.			Cost of construction as now estimated (construction estimate closed on 31st March 1903).	Expenditure against closed estimates.
	Previous.	1924-25.	Total.		
1	2	3	4	5	6
<b>I.—WORKS.</b>					
<b>(1) HEAD WORKS.</b>					
A. Preliminary Expenses ..	Rs. 3,681	Rs. ..	Rs. 3,681	Rs. 3,681	Rs. 3,681
B. Land .. ..	4,387	..	4,387	4,387	4,387
C. Works .. ..	5,88,247	..	5,88,247	5,88,247	5,88,247
K. Buildings .. ..	8,283	..	8,283	8,283	8,283
M. Plantations .. ..	820	..	820	820	820
O. Miscellaneous .. ..	211	..	211	211	211
P. Maintenance .. ..	5,653	..	5,653	5,653	5,653
<b>Total, Head Works ..</b>	<b>6,11,282</b>	<b>..</b>	<b>6,11,282</b>	<b>6,11,282</b>	<b>6,11,282</b>
<b>(2) MAIN CANALS AND BRANCHES.</b>					
A. Preliminary Expenses ..	1,109	..	1,109	1,109	1,109
B. Land .. ..	2,719	..	2,719	2,719	2,719
D. Regulators .. ..	564	..	564	564	564
E. Falls and Weirs .. ..	435	..	435	435	435
F. River and hill torrent Works ..	52,436	..	52,436	52,436	52,436
G. Bridges .. ..	6,435	..	6,435	6,435	6,435
K. Buildings .. ..	954	(a) —954	..	..	..
L. Earth-work .. ..	56,950	..	56,950	56,950	56,950
M. Plantations .. ..	1,297	..	1,297	1,297	1,297
O. Miscellaneous .. ..	1,508	..	1,508	1,508	1,508
P. Maintenance .. ..	2,899	..	2,899	2,899	2,899
<b>Total, Main Canals and Branches ..</b>	<b>1,27,306</b>	<b>—954</b>	<b>1,26,352</b>	<b>1,26,352</b>	<b>1,26,352</b>
<b>Carried over ..</b>	<b>7,38,588</b>	<b>—954</b>	<b>7,37,634</b>	<b>7,37,634</b>	<b>7,37,634</b>

(a) The work was transferred from "55" to XIII Capitals Accounts are kept—Deduct—Working Expenses in the Irrigation Budget and hence this transfer.

## KADWA RIVER WORKS.

## CANAL PROJECT.

No. 2.—Capital Account for, and to end of, 1924-25.

Heads of Account.	Direct Charges.			Cost of construction as now estimated (construction estimate closed on 31st March 1908).	Expenditure against closed estimates.
	Previous.	1924-25.	Total.		
1	2	3	4	5	6
	Rs.	Rs.	Rs.	Rs.	Rs.
Brought forward ..	7,38,588	—954	7,37,634	7,37,634	7,37,634
(3) DISTRIBUTARIES.					
A. Preliminary Expenses ..	453	..	453	453	453
B. Land .. ..	2,075	..	2,075	2,075	2,075
C. Works .. ..	7,994	897	8,891	9,488	7,994
L. Earth-work .. ..	11,787	..	11,787	11,787	11,787
M. Plantations .. ..	66	..	66	66	66
O. Miscellaneous .. ..	516	..	516	516	516
Total, Distributaries ..	22,891	897	23,788	24,385	22,891
Total I.—Works ..	7,61,479	—57	7,61,422	7,62,019	7,60,525
II.—ESTABLISHMENT.					
1 and 2. Direction and Accounts ..	1,89,063	—31	1,89,032	1,89,122	1,88,801
3. Executive .. ..					
Total, Establishment ..	1,89,063	—31	1,89,032	1,89,122	1,88,801
III.—TOOLS AND PLANT ..	22,582	—2	22,580	22,577	22,555
Grand Total ..	9,73,124	—90	9,73,034	9,73,718	9,71,881
V.—Less—Receipts on Capital Account.	140	..	140	140	140
Net Outlay ..	9,72,984	—90	9,72,894	9,73,578	9,71,741

## PUBLIC WORKS DEPARTMENT, IRRIGATION BRANCH.

## KADWA RIVER WORKS.

## CANAL PROJECT.

No. 2.—Capital Account for, and to end of, 1924-25.

Heads of Account.  1	Direct Charges.			Cost of construction as now estimated (construction estimate estimate closed on 31st March 1908).  5	Expenditure against closed estimates.  6
	Previous.  2	1924-25.  3	Total.  4		
	Rs.	Rs.	Rs.	Rs.	Rs.
<i>Apportionment.</i>					
Chargeable to 49—Irrigation ..	5,90,224	..	5,90,224	5,90,224	5,90,224
Chargeable to 43—Minor Works and Navigation .. ..	3,81,517	..	3,81,517	3,81,517	3,81,517
Chargeable to 55—Construction of Irrigation Works, Provincial ..	1,243	—90	1,153	1,837	..
Total ..	9,72,984	—90	9,72,894	9,73,578	9,71,741

## KADWA RIVER WORKS.

## CANAL PROJECT.

No. 3.—Revenue Account for, and to end of, 1924-25.

Receipts.	TOTAL.			Charges.	TOTAL		
	Previous.	1924-25.	Total.		Previous.	1924-25.	Total.
	Rs.	Rs.	Rs.		Rs.	Rs.	Rs.
<b>I.—DIRECT RECEIPTS.</b>				<b>I.—EXTENSIONS AND IMPROVEMENTS.</b>			
1. Water-rates from Irrigation ..	7,73,852	49,214	8,23,066	1. Head Works..	10,556	1,288	11,844
3. Sales of water ..	456	2	458	2. Main Canals and Branches ..	35,775	3,202	38,977
5. Plantations ..	37,685	28	39,001	3. Distributaries ..	342	..	342
6. Other canal produce.		1,288			4. Drainage and Protective Works	...	..
9. Rents of buildings ..	551	7	558	<b>Total ..</b>	<b>46,673</b>	<b>4,490</b>	<b>51,163</b>
10. Fines ..	1,213	..	1,213	<b>II.—MAINTENANCE AND REPAIRS.</b>			
11. Miscellaneous receipts ..	9,267	1,161	10,428	1. Head Works..	78,137	4,195	82,332
12. Deduct refunds	50	62	112	2. Main Canals and Branches ..	1,73,648	9,434	1,83,082
<b>Total ..</b>	<b>8,22,974</b>	<b>51,638</b>	<b>8,74,612</b>	3. Distributaries.	15,572	365	15,937
<b>II.—INDIRECT RECEIPTS.</b>				4. Drainage and Protective Works.	...	..	...
Irrigation share of Land Revenue collected in the Civil Department ..	...	..	...	<b>Total ..</b>	<b>2,67,357</b>	<b>13,994</b>	<b>2,81,351</b>
Enhanced Revenue as per G. R. No. 428 of 6th August 1875 ..	29,103	594	29,697	<b>III.—COMPENSATION.</b>			
				<b>IV.—ESTABLISHMENT.</b>			
				1 and 2. Direction and Accounts.	3,09,369	27,904	3,37,273
				3. Executive ..			
<b>Total ..</b>	<b>29,103</b>	<b>594</b>	<b>29,697</b>	<b>Total ..</b>	<b>3,09,369</b>	<b>27,904</b>	<b>3,37,273</b>
<b>Total Receipts ..</b>	<b>8,52,077</b>	<b>52,232</b>	<b>9,04,309</b>	<b>V.—TOOLS AND PLANT.</b>	<b>8,657</b>	<b>780</b>	<b>9,437</b>
<b>Carried over ..</b>	<b>8,52,077</b>	<b>52,232</b>	<b>9,04,309</b>	<b>Carried over ..</b>	<b>6,32,056</b>	<b>47,168</b>	<b>6,79,224</b>



## PUBLIC WORKS DEPARTMENT, IRRIGATION BRANCH.

## KADWA RIVER WORKS.

## CANAL PROJECT.

No. 3.—Revenue Account for, and to end of, 1924-25.

Charges.	TOTAL.			Charges.	TOTAL.		
	Previous.	1924-25.	Total.		Previous.	1924-25.	Total.
	Rs.	Rs.	Rs.		Rs.	R..	Rs
Brought over ..	8,52,077	52,232	9,04,309	Brought over ..	6,32,056	47,168	6,79,224
				Profit and Loss—			
				VI.—REFUNDS OF REVENUE.	528	..	528
				Suspense Account ..	...	..	...
				Total ..	6,32,584	47,168	6,79,752
				Share of collection charges in the Civil Department.	38,861	2,461	41,322
				Total direct charges ..	6,71,445	49,629	7,21,074
				Indirect charges debitable to Revenue Account as per Account No. 5 ..	44,714	4,092	48,806
				Total charges ..	7,16,159	53,721	7,69,880
				Balance Net Revenue ..	1,35,918	-1,489	1,34,429
GRAND TOTAL ..	8,52,077	52,232	9,04,309	GRAND TOTAL ..	8,52,077	52,232	9,04,309

N.B.—Construction Estimate closed on 31st March 1908—vide G. R. No. 2245, dated 25th August 1908.  
Completion Report approved in G. R. No. 1041, dated 29th April 1910.

KADWA RIVER WORKS.

No. 4.—Interest Account for, and to end of, 1924-25.

	Amount.		Amount.
	Rs.		Rs.
Total interest charges to end of 1923-24 .. ..	13,40,530	Net Revenue realized to end of 1923-24 as per No. 3 ..	1,35,918
Interest charges for the year 1924-25 .. ..	32,382	Net Revenue realized during 1924-25 as per No. 3 .. ..	-1,489
On Rs. 9,71,741 outlay to end of the year 1916-17 at the average rate 3.3252 per cent ..	32,312	Total Net Revenue realized to end of the year as per No. 3.	1,34,429
On subsequent outlay Rs. 1,198 (from 1917-18 to 1923-24 and half of 1924-25) at the flat rate 5.85 per cent. ..	70	Balance net interest charges ..	12,38,483
Total ..	13,72,912	Total ..	13,72,912

No. 5.—Account of Indirect Charges for, and to end of, 1924-25.

Particulars.	Previous.	1924-25.	Total.	Particulars.	Previous.	1924-25.	Total.
	Rs.	Rs.	Rs.		Rs.	Rs.	Rs.
<b>CAPITAL ACCOUNT</b>				<b>REVENUE ACCOUNT.</b>			
1. Capitalized abatement of Land Revenue ..	31,133	..	31,133	1. Capitalized abatement of Land Revenue ..	11	..	11
2. Leave and Pension Allowances ..	31,354	-4	31,350	2. Leave and Pension Allowances ..	44,269	3,907	48,176
3. Audit and Accounts Establishment ..	12	-1	11	3. Audit and Accounts Establishment ..	434	185	619
Total ..	62,499	-5	62,494	Total ..	44,714	4,092	48,806

## KADWA RIVER WORKS.

## CANAL PROJECT.

No. 6.—Statement comparing Capital Cost to end of 1924-25 with sanctioned Estimates.

Particulars.	Charges against closed sanctions.			Current sanctions.			Total charges to date against old and current sanctions.
	Expenditure against construction estimate.	Expenditure against open capital sanctions.	Total.	Charges to date.	Amount of sanctioned estimate.	Unspent balance of estimate.	
1	2	3	4	5	6	7	8
	Rs.	Rs.	Rs.	Rs.	Rs.	Rs.	Rs.
<b>DIRECT CHARGES.</b>							
Works .. ..	7,46,803	13,722	7,60,525	897	1,494	597	7,61,422
Establishment ..	1,86,147	2,654	1,88,801	231	321	90	1,89,032
Tools and Plant ..	20,282	2,273	22,555	25	22	—3	22,580
Suspense Accounts ..	..	..	..	..	..	..	..
Total ..	9,53,232	18,649	9,71,881	1,153	1,837	684	9,73,034
Less—Receipts on Capital Account ..	140	..	140	..	..	..	140
Net Total ..	9,53,092	18,649	9,71,741	1,153	1,837	684	9,72,894
<b>INDIRECT CHARGES.</b>							
Capitalized abatement of Land Revenue ..	5,688	25,445	31,133	..	..	..	31,133
Leave and Pension Allowances ..	30,945	372	31,317	33	45	12	31,350
Audit and Accounts ..	..	..	..	11	15	4	11
Total ..	36,633	25,817	62,450	44	60	16	62,494
<b>GRAND TOTAL ..</b>	<b>9,89,725</b>	<b>44,466</b>	<b>10,34,191</b>	<b>1,197</b>	<b>1,897</b>	<b>700</b>	<b>10,35,388</b>

## CHANKAPUR TANK.

## TANK PROJECT.

## Part II.—Capital Account for, and to end of, 1924-1925.

Heads of Account  1	Direct Charges.			Cost of Construction as now estimated. (Construction estimate closed on 31st March 1910.)  5	Expenditure against closed estimates.  6
	Previous.  2	1924-25.  3	Total.  4		
I.—WORKS.	Rs.	Rs.	Rs.	Rs.	Rs.
(1) HEAD WORKS.					
Preliminary Expenses ..	7,678	..	7,678	7,678	7,678
Land .. ..	19,056	..	19,056	19,056	19,056
Works .. ..	..	2,556	2,556	2,958	..
Masonry Works .. ..	8,82,680	..	8,82,680	8,82,680	8,82,680
Buildings .. ..	14,147	..	14,147	14,147	14,147
Earth-work .. ..	1,16,773	..	1,16,773	1,16,773	1,16,773
Maintenance .. ..	5,610	..	5,610	5,610	5,610
Total, Head Works ..	10,45,944	2,556	10,48,500	10,48,902	10,45,944
(2) MAIN CANALS AND BRANCHES.					
Preliminary Expenses ..	1,289	..	1,289	1,289	1,289
Land .. ..	10,497	..	10,497	10,497	10,497
Masonry Works .. ..	1,72,312	..	1,72,312	1,72,312	1,72,312
b). Falls and Weirs .. ..	392	..	392	392	392
c). River and Hill Torrent Works	71,143	..	71,143	71,143	71,143
(e). Bridges .. ..	718	..	718	718	718
Buildings .. ..	15,856	..	15,856	15,856	15,856
Earth-work .. ..	1,71,277	..	..	1,71,277	1,71,277
Plantations .. ..	5,183	..	5,183	5,183	5,183
Miscellaneous .. ..	4,281	..	4,281	4,281	4,281
Maintenance .. ..	506	..	506	506	506
Total, Main Canals and Branches ..	4,53,454	..	4,53,454	4,53,454	4,53,454
Carried over ..	14,99,398	2,556	15,01,954	15,02,356	14,99,398

## CHANKAPUR TANK.

## TANK PROJECT.

No. 2.—Capital Account for, and to end of, 1924-25.

Heads of Account.	Direct Charges.			Cost of Construction as now estimated (Construction estimate closed on 31st March 1910).	Expenditure against closed estimates.
	Previous.	1924-25.	Total.		
1	2	3	4	5	6
	Rs.	Rs.	Rs.	Rs.	Rs.
Brought forward ..	14,99,398	2,556	15,01,954	15,02,356	14,99,398
(3) DISTRIBUTARIES.					
A. Preliminary Expenses ..	8,433	..	8,433	8,433	8,433
B. Land .. ..	3,221	..	3,221	3,221	3,221
C. Masonry Works .. ..	5,373	..	5,373	5,373	5,373
K. Buildings .. ..	3,271	..	3,271	3,271	3,271
L. Earth-work .. ..	7,794	..	7,794	7,794	7,794
O. Miscellaneous .. ..	58,202	..	58,202	58,202	58,202
Total Distributaries ..	86,294	..	86,294	86,294	86,294
Total I.—Works ..	15,85,692	2,556	15,88,248	15,88,650	15,85,692
II.—ESTABLISHMENT.					
1 and 2. Direction and Accounts ..	3,36,996	1,383	3,38,379	3,37,632	3,36,996
3. Executive ..					
Total II.—Establishment ..	3,36,996	1,383	3,38,379	3,37,632	3,36,996
III.—TOOLS AND PLANT ..	61,139	108	61,247	61,183	61,139
IV.—Suspense Accounts .. ..	..	..	..	..	..
Loss by Exchange .. ..	..	..	..	..	..
Grand Total ..	19,83,827	4,047	19,87,874	19,87,465	19,83,827
V.—Less—Receipts on Capital Account.	2,132	..	2,132	2,132	2,132
Net Outlay ..	19,81,695	4,047	19,85,742	19,85,333	19,81,695

CHANKAPUR TANK.

TANK PROJECT.

No. 2.—Capital Account for, and to end of, 1924-25.

Heads of Account.	Direct Charges.			Cost of Construction as now estimated (Construction estimate closed on 31st March 1910).	Expenditure against closed estimates.
	Previous.	1924-25.	Total.		
1	2	3	4	5	6
	Rs.	Rs.	Rs.	Rs.	Rs.
<i>Apportionment.</i>					
Chargeable to 35—Construction of Protective Irrigation Works ..	18,93,561	..	18,93,561	19,85,333	18,93,561
Chargeable to 43—Minor Works and Navigation ..	34,316	..	34,316		
Chargeable to 55—Construction of Irrigation Works ..	53,818	4,047	57,865		
Total ..	19,81,695	4,047	19,85,742	19,85,333	19,81,695

## CHANKAPUR TANK.

## TANK PROJECT.

No. 3.—Revenue Account for, and to end of, 1924-25.

Receipts.	TOTAL.			Charges.	TOTAL.		
	Previous.	1924-25.	Total.		Previous	1924-25.	Total.
	Rs.	Rs.	Rs.		Rs.	Rs.	Rs.
<b>I.—DIRECT RECEIPTS.</b>				<b>I.—EXTENSIONS AND IMPROVEMENTS.</b>			
1. Water-rates from Irrigation ..	2,63,633	57,126	3,20,759	1. Head Works..	7,867	..	7,867
3. Sales of water..	56	47	103	2. Main Canals and Branches ..	19,801	3,115	22,916
4. Water-supply of towns.	...	..	...	3. Distributaries..	...	..	...
5. Plantations ..	1,843	58	2,148	4. Drainage and Protective Works.	...	..	...
6. Other canal produce ..		247					
7. Water power ..	...	..	...				
8. Navigation ..	...	..	...	Total ..	27,668	3,115	30,783
9. Rents of buildings ..	289	4	293	<b>II.—MAINTENANCE AND REPAIRS.</b>			
10. Fines ..	458	2	460	1. Head Works..	50,409	5,985	56,394
11. Miscellaneous receipts ..	2,769	182	2,951	2. Main Canals and Branches ..	60,613	5,855	66,468
12. Deduct refunds	35	78	113	3. Distributaries..	6,780	1,306	8,086
				4. Drainage and Protective Works.	...	..	...
Total ..	2,69,013	57,588	3,26,601	Total ..	1,17,802	13,146	1,30,948
<b>II.—INDIRECT RECEIPTS.</b>				<b>III.—COMPENSATION</b> ..	...	..	...
Irrigation share of Land Revenue collected in the Civil Department.	...	..	...	<b>IV.—ESTABLISHMENT.</b>			
				1 and 2. Direction and Accounts ..	1,05,308	24,551	1,29,859
				3. Executive ..			
				Total ..	1,05,308	24,551	1,29,859
Total Receipts ..	2,69,013	57,588	3,26,601	<b>V.—TOOLS AND PLANT</b> ..	4,972	686	5,658
Carried over ..	2,69,013	57,588	3,26,601	Carried over ..	2,55,750	41,498	2,97,248

CHANKAPUR TANK.

TANK PROJECT.

No. 3.—Revenue Account for, and to end of, 1924-25.

Receipts.	TOTAL.			Charges.	TOTAL.		
	Previous.	1924-25.	Total.		Previous.	1924-25.	Total.
	Rs.	Rs.	Rs.		Rs.	Rs.	Rs.
Brought forward..	2,69,013	57,588	3,26,601	Brought forward..	2,55,750	41,498	2,97,248
				VI—REFUNDS OF REVENUE ..	40	..	40
				Total ..	2,55,790	41,498	2,97,288
				Share of collection charges in the Civil Department.	13,207	2,856	16,063
				Total Direct Charges	2,68,997	44,354	3,13,351
				Indirect Charges debitable to Revenue Account as per Account No. 5 ..	15,169	3,600	18,769
				Total Charges ..	2,84,166	47,954	3,32,120
				Balance Net Revenue ..	—15,153	9,634	—5,519
GRAND TOTAL ..	2,69,013	57,588	3,26,601	GRAND TOTAL ..	2,699,013	57,588	3,26,601

N. B.—Construction Estimate closed on 31st March 1910—*vide* G.R. No. 872, dated 1st April 1910.

Completion Report approved in G.R. No. 443, dated 3rd March 1911.

Note.—Loss of Revenue due to concessions granted for wheat cultivation during the Rabi season 1916-17, *vid.* G. R. No. A.I.-12327, dated 18th December 1917, Rs. 4,385.



## CHANKAPUR TANK.

## TANK PROJECT.

## No. 4.—Interest Account for, and to end of, 1924-25.

	Amount.		Amount.
	Rs.		Rs.
Total interest charges to end of 1923-24 .. .. .	11,19,448	Net Revenue realized to end of 1923-24 as per No. 3 ..	-15,153
Interest charges for the year 1924-25.	69,565	Net Revenue realized during 1924-25 as per No. 3 ..	9,634
On Rs. 18,41,062 outlay to end of the year 1916-17 at the average rate 3.3252 per cent. ..	61,219	Total Net Revenue realized to end of the year as per No. 3 .. ..	-5,519
On subsequent outlay Rs. 1,42,657 (from 1917-18 to 1923-24 and half of 1924-25) at the average rate 5.85 per cent. ..	8,346	Balance net interest charges ..	11,94,532
Total ..	11,89,013	Total ..	11,89,013

## No. 5.—Account of Indirect Charges for, and to end of, year 1924-25.

Particulars.	Previous.	1924-25.	Total.	Particulars.	Previous.	1924-25.	Total.
	Rs.	Rs.	Rs.				
<b>CAPITAL ACCOUNT.</b>				<b>REVENUE ACCOUNT.</b>			
1. Capitalized abatement of Land Revenue ..	20,033	..	20,033	1. Capitalized abatement of Land Revenue ..	..	..	..
2. Leave and Pension Allowances ..	47,818	194	48,012	2. Leave and Pension Allowances ..	14,742	3,437	18,179
3. Audit and Accounts Establishment ..	417	26	443	3. Audit and Accounts Establishment ..	427	163	590
Total ..	68,268	220	68,488	Total ..	15,169	3,600	18,769

CHANKAPUR TANK.

TANK PROJECT.

No. 6.—Statement comparing Capital Cost to end of 1924-25 with sanctioned Estimates.

Particulars.	Charges against closed sanctions.			Current sanctions.			Total charges to date against old and current sanctions.
	Expenditure against construction estimate.	Expenditure against open capital sanctions.	Total.	Charges to date.	Amount of sanctioned estimate.	Unspent balance of estimate.	
1	2	3	4	5	6	7	8
	Rs.	Rs.	Rs.	Rs.	Rs.	Rs.	Rs.
<b>DIRECT CHARGES.</b>							
Works .. .. .	12,04,069	3,81,623	15,85,692	2,556	2,958	402	15,88,248
Establishment ..	2,51,351	85,645	3,36,996	1,383	636	—747	3,38,379
Tools and Plant ..	62,947	—1,808	61,139	108	44	—64	61,247
<b>Total ..</b>	<b>15,18,367</b>	<b>4,65,460</b>	<b>19,83,827</b>	<b>4,047</b>	<b>3,638</b>	<b>—409</b>	<b>19,87,874</b>
Less—Receipts on Capital Account ..	2,132	..	2,132	..	..	..	2,132
<b>Net Total ..</b>	<b>15,16,235</b>	<b>4,65,460</b>	<b>19,81,695</b>	<b>4,047</b>	<b>3,638</b>	<b>—409</b>	<b>19,85,742</b>
<b>INDIRECT CHARGES.</b>							
Capitalized abatement of Land Revenue ..	16,235	3,798	20,033	..	..	..	20,033
Leave and Pension Allowances ..	35,829	11,989	47,818	194	89	—105	48,012
Audit and Accounts Establishment ..	..	417	417	26	30	4	443
<b>Total ..</b>	<b>52,064</b>	<b>16,204</b>	<b>68,268</b>	<b>220</b>	<b>119</b>	<b>—101</b>	<b>68,488</b>
<b>GRAND TOTAL ..</b>	<b>15,68,299</b>	<b>4,81,664</b>	<b>20,49,963</b>	<b>4,267</b>	<b>3,757</b>	<b>—510</b>	<b>20,54,230</b>

## PRAVARA RIVER WORKS—LAKH CANAL.

## CANAL PROJECT.

No. 3.—Revenue Account for, and to end of, 1924-25.

Receipts.	TOTAL.			Charges.	TOTAL.		
	Previous.	1924-25.	Total.		Previous.	1924-25.	Total.
	Rs.	Rs.	Rs.		Rs.	Rs.	Rs.
<b>I.—DIRECT RECEIPTS.</b>				<b>I.—EXTENSIONS AND IMPROVEMENTS.</b>			
1. Water-rates from Irrigation ..	65,781	1,906	67,687	1. Head Works ..	629	..	629
2. Sales of water ..	59	..	59	2. Main Canals and Branches ..	638	..	638
3. Plantations ..	17,231	95	17,619				
4. Other canal produce ..		293					
5. Rents of buildings ..	92	..	92	Total ..	1,267	..	1,267
6. Fines ..	273	..	273				
7. Miscellaneous receipts ..	711	..	711	<b>II.—MAINTENANCE AND REPAIRS.</b>			
				1. Head Works ..	11,421	165	11,586
Total ..	84,147	2,294	86,441	2. Main Canals and Branches ..	1,48,644	1,429	1,50,073
				3. Distributaries..	5,827	..	5,827
				Total ..	1,65,892	1,594	1,67,486
<b>II.—INDIRECT RECEIPTS.</b>							
Irrigation share of Land Revenue collected in the Civil Department	..	..	..	<b>IV.—ESTABLISHMENT.</b>			
Revenue for Galper land treated as Land Revenue. vide G.R. No. 1829, dated 23rd Nov. 1893 ..	7,326	225	7,551	1 & 2. Direction and Accounts ..	1,61,393	2,277	1,63,670
				3. Executive ..			
Total ..	7,326	225	7,551	Total ..	1,61,393	2,277	1,63,670
<b>Total Receipts ..</b>	<b>91,473</b>	<b>2,519</b>	<b>93,992</b>	<b>V.—TOOLS AND PLANT ..</b>	<b>3,153</b>	<b>67</b>	<b>3,220</b>
<b>Carried over ..</b>	<b>91,473</b>	<b>2,519</b>	<b>93,992</b>	<b>Carried over ..</b>	<b>3,31,705</b>	<b>3,938</b>	<b>3,35,643</b>

PRAVARA RIVER WORKS—LAKH CANAL.

CANAL PROJECT.

No. 3.—Revenue Account for, and to end of, 1924-25.

Receipts.	TOTAL.			Charges.	TOTAL.		
	Previous.	1924-25.	Total.		Previous.	1924-25.	Total.
	Rs.	Rs.	Rs.		Rs.	Rs.	Rs.
Brought forward ..	91,473	2,519	93,992	Brought forward ..	3,31,705	3,938	3,35,643
				VI.—REFUNDS OF REVENUE..	116	..	116
				Total ..	3,31,821	3,938	3,35,759
				Share of collection charges in the Civil Department.	4,031	118	4,149
				Total Direct Charges	3,35,852	4,056	3,39,908
				Indirect Charges debitable to Revenue Account as per Account No. 5 ..	24,342	335	24,677
				Total Charges ..	3,60,194	4,391	3,64,585
				Balance Net Revenue ..	— 2,68,721	— 1,872	— 2,70,593
GRAND TOTAL ..	91,473	2,519	93,992	GRAND TOTAL ..	91,473	2,519	93,992

N.B.—Last Capital Account detailed in the Administrative Accounts for 1894-95.

Construction estimate closed on 31st March 1894—vide G.R. No. 1707, dated 2nd November 1894  
Completion report approved in G.R. No. 87, dated 20th January 1896, and No. 1187, dated 7th August 1896

## PRAVARA RIVER WORKS—LAKH CANAL.

## CANAL PROJECT.

## No. 4.—Interest Account for, and to end of, 1924-25.

	Amount.			Amount.	
		Rs.			Rs.
Total interest charges to end of 1923-24 .. ..	7,40,238		Net Revenue realized to end of 1923-24 as per No. 3 ..		-2,68,721
Interest charges for the year 1924-25 .. ..	11,720		Net Revenue realized during 1924-25 as per No. 3 .. ..		-1,872
On Rs. 3,52,446 outlay to end of the year 1916-17 at the average rate 3.3252 per cent.			Total Net Revenue realized to end of the year as per No. 3 .. ..		-2,70,593
Subsequent outlay Nil.			Balance net interest charges ..		10,22,551
Total ..	7,51,958		Total ..		7,51,958

## No. 5.—Account of Indirect Charges for, and to end of, 1924-25.

Particulars.	Previous.	1924-25.	Total.	Particulars.	Previous.	1924-25.	Total.
	Rs.	Rs.	Rs.		Rs.	Rs.	Rs.
<b>CAPITAL ACCOUNT.</b>				<b>REVENUE ACCOUNT.</b>			
				1. Capitalized abatement of Land Revenue ..	..	..	..
				2. Leave and Pension Allowances ..	24,252	319	24,571
				3. Audit and Accounts Establishment ..	90	16	106
Total ..				Total ..	24,342	335	24,677

## GODAVARI CANAL.

## CANAL PROJECT.

No. 2.—Capital Account for, and to end of, 1924-25.

Heads of Account.	Direct Charges.			Cost of Construction as now estimated (Construction estimate closed on 31st Mar. 1916).	Expenditure against closed estimates.
	Previous.	1924-25.	Total.		
<b>I.—WORKS.</b>	Rs.	Rs.	Rs.	Rs.	Rs.
<b>(1) HEAD WORKS.</b>					
A. Preliminary Expenses ..	5,480	..	5,480	5,480	5,480
B. Land .. ..	9,41,194	..	9,41,194	9,17,341	9,15,341
C. Works .. ..	32,31,376	10,346	32,41,722	32,62,378	32,13,451
K. Buildings .. ..	51,463	..	51,463	42,777	42,777
O. Miscellaneous .. ..	152	..	152	152	152
P. Maintenance .. ..	18,007	..	18,007	18,007	18,007
<b>Total Head Works ..</b>	<b>42,47,672</b>	<b>10,346</b>	<b>42,58,018</b>	<b>42,46,135</b>	<b>41,95,208</b>
<b>(2) MAIN CANALS AND BRANCHES.</b>					
A. Preliminary Expenses ..	29,652	..	29,652	29,652	29,652
B. Land .. ..	1,07,788	..	1,07,788	1,06,806	1,06,542
D. Regulators .. ..	29,752	..	29,752	30,011	28,177
F. River and hill torrent works ..	11,01,009	..	11,01,009	11,04,340	10,86,087
G. Bridges .. ..	1,10,261	..	1,10,261	1,14,449	99,113
H. Escapes .. ..	20,437	..	20,437	20,431	18,989
K. Buildings .. ..	2,06,658	12,942	2,19,600	2,22,459	2,08,767
L. Earth-work .. ..	17,67,009	..	17,67,009	17,62,178	17,35,594
M. Plantations .. ..	8,907	..	8,907	8,907	8,907
O. Miscellaneous .. ..	15,350	..	15,350	12,680	12,680
P. Maintenance .. ..	16,033	..	16,033	16,318	15,318
<b>Total Main Canals and Branches ..</b>	<b>34,12,856</b>	<b>12,942</b>	<b>34,25,798</b>	<b>34,28,231</b>	<b>33,49,826</b>
<b>(3) DISTRIBUTARIES.</b>					
A. Preliminary Expenses ..	12,636	446	13,082	13,483	8,762
B. Land .. ..	28,063	..	28,063	30,081	26,513
C. Works .. ..	1,11,137	..	1,11,137	1,10,729	1,00,642
L. Earth-work .. ..	1,74,380	..	1,74,380	1,73,917	1,73,319
O. Miscellaneous .. ..	2,09,157	..	2,09,157	2,04,266	1,65,968
<b>Total Distributaries ..</b>	<b>5,35,373</b>	<b>446</b>	<b>5,35,819</b>	<b>5,32,476</b>	<b>4,75,204</b>
<b>Carried over ..</b>	<b>81,95,901</b>	<b>23,734</b>	<b>82,19,635</b>	<b>82,06,842</b>	<b>80,20,238</b>

## GODAVARI CANAL.

## CANAL PROJECT.

No. 2.—Capital Account for, and to end of, 1924-25.

Head of Account.	Direct Charges.			Cost of construction as now estimated. (Construction estimate closed on 31st Mar. 1916).	Expenditure against closed estimate.
	Previous.	1924-25.	Total.		
1	2	3	4	5	6
Brought forward..	Rs. 81,95,901	Rs. 23,734	Rs. 82,19,635	Rs. 82,06,842	Rs. 80,20,238
Liabilities on completion works ..	..	..	..	3,967	..
Total I.—Works ..	81,95,901	23,734	82,19,635	82,10,809	80,20,238
II.—ESTABLISHMENT.					
1 and 2. Direction and Accounts ..	} 13,34,083	13,599	13,47,682	13,13,512	12,76,725
3. Executive ..					
Total Establishment ..	13,34,083	13,599	13,47,682	13,13,512	12,76,725
III.—TOOLS AND PLANT ..	2,27,199	1,001	2,28,200	2,27,874	2,25,309
IV.—Suspense Accounts ..	..	..	..	2,245	2,245
Grand Total ..	97,57,183	38,334	97,95,517	97,54,440	95,24,517
V.—Less—Receipts on Capital Account.	2,026	..	2,026	2,026	2,026
Net Outlay ..	97,55,157	38,334	97,93,491	97,52,414	95,22,491
Apportionment.					
Chargeable to 35—Construction of Protective Irrigation Works ..	96,67,046	..	96,67,046	} 97,52,414	95,22,491
Chargeable to 55—Construction of Irrigation Works ..	88,111	38,334	1,26,445		
Total ..	97,55,157	38,334	97,93,491	97,52,414	95,22,491

GODAVARI CANAL.

CANAL PROJECT.

No. 3.—Revenue Account for, and to end of, 1924-25.

Receipts.	TOTAL.			Charges.	TOTAL.		
	Previous.	1924-25.	Total.		Previous.	1924-25.	Total.
	Rs.	Rs.	Rs.		Rs.	Rs.	Rs.
<b>I.—DIRECT RECEIPTS.</b>				<b>I.—EXTENSIONS AND IMPROVEMENTS.</b>			
1. Water-rates from Irrigation ..	38,32,305	5,15,564	43,47,869	1. Head Works ..	14,392	..	14,392
3. Sales of Water..	22,133	4,953	27,091	2. Main Canals and Branches ..	57,441	14,485	71,926
4. Water-sup ply of towns ..	3,233	..	3,233	3. Distributaries .	6,384	..	6,384
5. Plantations ..	3,424	343	3,767				
6. Other canal produce ..	6,772	2,371	9,143	<b>Total ..</b>	<b>78,217</b>	<b>14,485</b>	<b>92,702</b>
8. avigation ..	102	44	146				
9. Rents of build-ings ..	6,158	896	7,054	<b>II.—MAINTENANCE AND REPAIRS.</b>			
10. Fines ..	7,013	2	7,015	1. Head Works ..	1,22,682	11,318	1,34,000
11. Miscellaneous receipts ..	97,455	12,604	1,10,059	2. Main Canals and Branches ..	7,40,699	76,630	8,17,329
12. Deduct — Re-funds ..	3,299	539	3,838	3. Distributaries .	1,26,162	21,856	1,48,018
<b>Total ..</b>	<b>39,75,296</b>	<b>5,36,243</b>	<b>45,11,539</b>	<b>Total ..</b>	<b>9,89,543</b>	<b>1,09,804</b>	<b>10,99,347</b>
				<b>III.—COMPENSA-TION,</b>	..	..	..
<b>II.—INDIRECT RECEIPTS.</b>				<b>IV.—ESTABLISH-MENT.</b>			
Irrigation share of Land Revenue collected in the Civil Department.	..	..	..	1 & 2. Direction and Accounts ..	7,28,646	1,77,900	9,06,546
				3. Executive ..			
<b>Total Receipts ..</b>	<b>39,75,296</b>	<b>5,36,243</b>	<b>45,11,539</b>	<b>Total ..</b>	<b>7,28,646</b>	<b>1,77,900</b>	<b>9,06,546</b>
				<b>V.—TOOLS AND PLANT</b> ..	23,040	5,345	28,385
Carried over ..	39,75,296	5,36,243	45,11,539	Carried over ..	18,19,446	3,07,534	21,26,980



## PUBLIC WORKS DEPARTMENT, IRRIGATION BRANCH.

## GODAVARI CANAL.

## CANAL PROJECT.

No. 3.—Revenue Account for, and to end of, 1924-25.

Receipts.	TOTAL.			Charges.	TOTAL.		
	Previous.	1924-25.	Total.		Previous.	1924-25.	Total.
	Rs.	Rs.	Rs.		Rs.	Rs.	Rs.
Brought forward ..	39,75,296	5,36,243	45,11,539	Brought forward..	18,19,446	3,07,534	21,26,980
				VI.—REFUNDS OF REVENUE.	43,571	..	43,571
				Less receipts on Revenue Account.	196	100	296
				Total ..	18,62,821	3,07,434	21,70,255
				Share of collection charges in the Civil Department.	1,95,516	26,233	2,21,749
				Total Direct Charges	20,58,337	3,33,667	23,92,004
				Indirect Charges debitable to Revenue Account as per Account No. 5 ..	1,05,456	26,149	1,31,605
				Total Charges ..	21,63,793	3,59,816	25,23,609
				Balance Net Revenue ..	18,11,503	1,76,427	19,87,930
GRAND TOTAL ..	39,75,296	5,36,243	45,11,539	GRAND TOTAL ..	39,75,296	5,36,243	45,11,539

*N.B.*—Construction estimate closed on 31st March 1916—*vide* G.R. No. A.I.—3470, dated 28th March 1916.

*Note.*—Loss of Revenue due to concessions granted for wheat cultivation during the Rabi season 1916-17—*vide* G.R. No. A.I.—12327, dated 18th December 1917—Rs. 31,760.

GODAVARI CANAL.

CANAL PROJECT.

No. 4.—Interest Account for, and to end of, 1924-25.

	Amount. Rs.		Amount. Rs.
Total interest charges to end of 1923-24 .. ..	43,52,820	Net Revenue realized to end of 1923-24 as per No. 3 .. ..	18,11,503
Interest charges for the year 1924-25 .. ..	3,31,411	Net Revenue realized during 1924-25 as per No. 3 .. ..	1,76,427
On Rs. 95,21,042 outlay to end of the year 1916-17 at the average rate 3.3252 per cent... Rs. 3,16,594		Total Net Revenue realized to end of the year as per No. 3 .. ..	19,87,930
On subsequent outlay Rs. 2,53,282 at the average rate 5.85 per cent. .. ..	14,817	Balance net interest charges .. ..	26,96,301
Total ..	46,84,231	Total ..	46,84,231

No. 5.—Account of Indirect Charges for, and to end of year 1924-25.

Particulars.	Previous.	1924-25.	Total.	Particulars.	Previous.	1924-25.	Total.
	Rs.	Rs.	Rs.		Rs.	Rs.	Rs.
<b>CAPITAL ACCOUNT.</b>				<b>REVENUE ACCOUNT.</b>			
1. Capitalized abatement of Land Revenue ..	3,11,326	..	3,11,326	1. Capitalized abatement of Land Revenue ..	..	..	..
2. Leave and Pension Allowances ..	1,86,769	1,904	1,88,673	2. Leave and Pension Allowances..	1,02,008	24,906	1,26,914
3. Audit and Accounts Establishment ..	683	237	920	3. Audit and Accounts Establishment ..	3,448	1,243	4,691
Total ..	4,98,778	2,141	5,00,919	Total ..	1,05,456	26,149	1,31,605

## GODAVARI CANAL.

## CANAL PROJECT.

No. 6.—Statement comparing Capital Cost to end of 1924-25 with sanctioned Estimates.

Particulars.	Charges against closed sanctions.			Current sanctions.			Total charges to date against old and current sanctions.
	Expenditure against construction estimate.	Expenditure against open capital sanctions.	Total.	Charges to date.	Amount of sanctioned estimate.	Unspent balance of estimate.	
1	2	3	4	5	6	7	8
<b>DIRECT CHARGES.</b>	Rs.	Rs.	Rs.	Rs.	Rs.	Rs.	Rs.
Works .. ..	78,92,733	1,27,505	80,20,238	1,99,397	1,90,571	—8,826	82,19,635
Establishment ..	12,40,613	36,112	12,76,725	70,957	36,787	—34,170	13,47,682
Tools and Plant ..	2,21,997	3,312	2,25,309	2,891	2,565	—326	2,28,200
Suspense Account ..	2,245	..	2,245	—2,245	..	2,245	..
Total ..	93,57,588	1,66,929	95,24,517	2,71,000	2,29,923	—41,077	97,95,517
Less—Receipts on Capital Account ..	2,026	..	2,026	..	..	..	2,026
Net Total ..	93,55,562	1,66,929	95,22,491	2,71,000	2,29,923	—41,077	97,93,491
<b>INDIRECT—CHARGES.</b>							
Capitalized abatement of Land Revenue ..	3,07,005	..	3,07,005	4,321	5,860	1,539	3,11,326
Leave and Pension Allowances ..	1,73,684	5,085	1,78,769	9,904	5,151	—4,753	1,88,673
Audit and Accounts ..	..	699	699	221	273	52	920
Total ..	4,80,689	5,784	4,86,473	14,446	11,284	—3,162	5,00,919
<b>GRAND TOTAL ..</b>	<b>98,36,251</b>	<b>1,72,713</b>	<b>1,00,08,934</b>	<b>2,85,446</b>	<b>2,41,207</b>	<b>—44,239</b>	<b>1,02,94,410</b>

Extract paragraph 1 of Government of India (P.W.D.) letter No 594-I., dated 31st October 1917 communicated under G.M. (P.W.D.) No. 1—109, dated 5th January 1918	Rs.	2,00,549
G. R. (P.W.D.) No. 5085, dated 13th May 1918	..	4,641
Do. No. 10321, dated 24th August 1918	..	1,362
Do. No. 2992, dated 12th November 1923	..	14,110
Estimate approved in G.M. No. 5887, dated 22nd May 1924	..	20,545

Total .. 2,41,207

PRAVARA RIVER CANAL.

CANAL PROJECT.

No. 2.—Capital Account for, and to end of, 1924-25.

Heads of Account.	Direct Charges.			Cost of Construction as now estimated.	Expenditure against closed estimates.
	Previous.	1924-25.	Total.		
1	2	3	4	5	6
<b>I.—WORKS.</b>	Rs.	Rs.	Rs.	Rs.	Rs.
(1) HEAD WORKS.					
A. Preliminary Expenses ..	5,649	373	6,022	7,834	
B. Land .. ..	90,074	881	90,955	1,10,512	
C. Works .. ..	55,10,495	1,19,975	56,30,470	56,31,711	
K. Buildings .. ..	94,604	8,162	1,02,766	98,965	
O. Miscellaneous .. ..	1,74,012	10,016	1,84,028	1,89,274	
P. Maintenance .. ..	65,819	8,198	74,017	90,795	
<b>Total Head Works ..</b>	<b>59,40,653</b>	<b>1,47,605</b>	<b>60,88,258</b>	<b>61,29,091</b>	
(2) MAIN CANALS AND BRANCHES.					
A. Preliminary Expenses ..	12,760	..	12,760	13,677	
B. Land .. ..	62,655	..	62,655	84,787	
D. Regulators .. ..	50,014	..	50,014	50,350	
E. Falls and Weirs .. ..	15,649	..	15,649	15,648	
F. River and hill torrent works ..	4,77,748	..	4,77,748	4,77,750	
G. Bridges .. ..	1,10,135	..	1,10,135	1,10,146	
H. Escapes .. ..	20,160	..	20,160	20,161	
K. Buildings .. ..	3,03,993	27,074	3,31,067	4,28,523	
L. Earth-work .. ..	15,88,877	..	15,88,877	15,90,908	
M. Plantations .. ..	85,118	8,361	93,479	1,06,203	
O. Miscellaneous .. ..	32,452	1,050	33,502	35,203	
P. Maintenance .. ..	34,219	..	34,219	38,341	
<b>Total Main Canals and Branches ..</b>	<b>27,93,780</b>	<b>36,485</b>	<b>28,30,265</b>	<b>29,71,697</b>	
(3) DISTRIBUTARIES.					
A. Preliminary Expenses ..	11,523	..	11,523	15,969	
B. Land .. ..	79,981	1,528	81,509	94,319	
C. Works .. ..	2,88,829	1,049	2,89,878	4,22,058	
L. Earth-work .. ..	2,01,090	1,888	2,02,978	..	
O. Miscellaneous .. ..	3,20,414	424	3,20,838	6,47,433	
P. Maintenance .. ..	1,675	1,004	2,679	..	
<b>Total Distributaries ..</b>	<b>9,03,512</b>	<b>5,893</b>	<b>9,09,405</b>	<b>11,79,779</b>	
<b>Carried over ..</b>	<b>96,37,945</b>	<b>1,89,983</b>	<b>98,27,928</b>	<b>1,02,80,567</b>	

## PRAVARA RIVER CANAL.

## CANAL PROJECT.

No. 2.—Capital Account for, and to end of, 1924-25.

Heads of Account.	Direct Charges.			Cost of Construction as now estimated.	Expenditure against closed estimates.
	Previous.	1924-25.	Total.		
1	2	3	4	5	6
Brought forward ..	Rs. 96,37,945	Rs. 1,89,983	Rs. 98,27,928	Rs. 1,02,80,567	Rs.
(5) WATER COURSES.					
C. Works .. ..	79,468	24,403	1,03,871	..	
L. Earth-work .. ..	54,914	22,128	77,042	..	
O. Miscellaneous .. ..	53,816	—36,088	17,728	..	
P. Maintenance .. ..	4,579	4,006	8,585	..	
Total Water Courses ..	1,92,777	14,449	2,07,226	..	
6 Special Tools and Plant ..	5,31,777	—14,651	5,17,126	4,06,135	
Total I.—Works ..	1,03,62,499	1,89,781	1,05,52,280	1,06,86,702	
II. ESTABLISHMENT.					
1 and 2. Direction and Accounts ..	} 24,31,792	1,04,541	25,36,333	24,04,508	
3. Executive .. ..					
Total Establishment ..	24,31,792	1,04,541	25,36,333	24,04,508	
III. TOOLS AND PLANT ..	2,99,452	—8,008	3,07,460	3,20,601	
IV. Suspense Accounts ..	11	—9	2	..	
Grand Total ..	1,30,93,754	3,02,321	1,33,96,075	1,34,11,811	
V—Less—Receipts on Capital Account	28,683	104	28,787	9,320	
Net Outlay ..	1,30,65,071	3,02,217	1,33,67,288	1,34,02,491	
Apportionment.					
Chargeable to 35—Construction of Protective Irrigation Works—Imperial	96,49,879	..	96,49,879	} 1,34,02,491	
Chargeable to 43 { Minor Works and Navigation ..	22,623	..	22,623		
.. { Famine Relief ..	5,13,868	..	5,13,868		
Chargeable to 55—Construction of Irrigation Works—Provincial ..	28,78,701	3,02,217	31,80,918		
Total ..	1,30,65,071	3,02,217	1,33,67,288	1,34,02,491	

## PRAVARA RIVER.

## CANAL PROJECT.

## No. 3.—Revenue Account for, and to end of, 1924-25.

Receipts.	TOTAL.			Charges.	TOTAL.		
	Previous.	1924-25.	Total.		Previous.	1924-25.	Total.
	Rs.	Rs.	Rs.		Rs.	Rs.	Rs.
<b>I.—DIRECT RECEIPTS.</b>				<b>I.—EXTENSIONS AND IMPROVEMENTS.</b>			
1. Water-rates from Irrigation ..	3,29,284	1,36,595	4,65,879	2. Main Canals and Branches ..	6,488	1,769	8,257
3. Sales of water ..	205	45	250	3. Distributaries.	..	2,440	2,440
5. Plantations ..	8,916	4,323	13,239				
6. Other canal produce ..	1,641	807	2,448	Total ..	6,488	4,209	10,697
9. Rents of buildings ..	804	116	920				
10. Fines ..	300	..	300	<b>II.—MAINTENANCE AND REPAIRS.</b>			
11. Miscellaneous receipts ..	3,470	7,886	11,356	1. Head Works ..	5	68	73
12. Deduct refunds	210	42	252	2. Main Canals and Branches ..	1,67,408	24,197	1,91,605
				3. Distributaries	19,063	7,004	29,067
Total ..	3,44,410	1,49,730	4,94,140	Total ..	1,86,476	31,269	2,17,745
				<b>IV.—ESTABLISHMENT.</b>			
<b>II. INDIRECT RECEIPTS.</b>				1 & 2. Direction and Accounts ..	1,36,979	50,683	1,87,662
Irrigation share of Land Revenue collected in the Civil Department.	..	..	..				
				Total ..	1,36,979	50,683	1,87,662
<b>Total Receipts ..</b>	<b>3,44,410</b>	<b>1,49,730</b>	<b>4,94,140</b>	<b>V.—TOOLS AND PLANT ..</b>	<b>4,415</b>	<b>1,497</b>	<b>5,912</b>
Carried over ..	3,44,410	1,49,730	4,94,140	Carried over ..	3,34,358	87,658	4,22,016

## PRAVARA RIVER.

## CANAL PROJECT.

No. 3.—Revenue Account for, and to end of, 1924-25.

Receipts.	TOTAL.			Charges.	TOTAL.		
	Previous.	1924-25.	Total.		Previous.	1924-25.	Total.
	Rs.	Rs.	Rs.		Rs.	Rs.	Rs.
Brought forward..	3,44,410	1,49,730	4,94,140	Brought forward..	3,34,358	87,658	4,22,016
				VI.—REFUNDS OF REVENUE.	462	..	462
				Less—receipts on Revenue Account.	19	..	19
				Total ..	3,34,801	87,658	4,22,459
				Share of collection charges in the Civil Department.	16,475	6,828	23,303
				Total Direct charges.	3,51,276	94,486	4,45,762
				Indirect Charges debitable to Revenue Account as per Account No. 5 ..	19,902	7,451	27,353
				Total Charges ..	3,71,178	1,01,937	4,73,115
				Balance Revenue Net ..	-26,768	47,793	21,025
GRAND TOTAL ..	3,44,410	1,49,730	4,94,140	GRAND TOTAL ..	3,44,410	1,49,730	4,94,140

Note.—Loss of revenue due to concessions granted for wheat cultivation during the Rabi season 1916-17—vide G.R. No. A.I.—12327, dated 18th December 1917—Rs. 732.

PRAVARA RIVER CANAL.

CANAL PROJECT.

No. 4.—Interest Account for, and to end of, 1924-25.

	Amount Rs.		Amount Rs.
Total interest charges to end of 1923-24 .. ..	35,80,097	Net Revenue realized to end of 1923-24 as per No. 3 .. ..	-26,768
Interest charges for the year 1924-25 .. ..	6,07,933		
On Rs. 65,43,657 outlay to end of the year 1916-17 at the average rate 3.3252 per cent., .. ..	2,17,590	Net Revenue realized during 1924-25 as per No. 3 .. ..	47,793
On subsequent outlay Rs. 66,72,522 (from 1917-18 to 1923-24 and half of 1924-25) at the flat rate 5.85 per cent .. ..	3,90,343	Total Net Revenue realized to end of the year as per No. 3 .. ..	21,025
		Balance net interest charges .. ..	41,67,005
Total .. ..	41,88,030	Total .. ..	41,88,030

No. 5.—Account of Indirect Charges for, and to end of, 1924-25.

Particulars	Previous.	1924-25.	Total.	Particulars.	Previous.	1924-25.	Total.
	Rs.	Rs.	Rs.		Rs.	Rs.	Rs.
<b>CAPITAL ACCOUNT.</b>				<b>REVENUE ACCOUNT.</b>			
1. Capitalized abatement of Land Revenue .. ..	69,672	2,254	71,926	1. Capitalized abatement of Land Revenue .. ..	..	..	..
2. Leave and Pension Allowances .. ..	3,40,451	14,636	3,55,037	2. Leave and Pension Allowances .. ..	19,178	7,096	26,274
3. Audit and Accounts Establishment .. ..	22,413	1,898	24,311	3. Audit and Accounts Establishment .. ..	724	355	1,079
Total .. ..	4,32,536	18,788	4,51,324	Total .. ..	19,902	7,451	27,353



## PRAVARA RIVER CANAL.

## CANAL PROJECT.

No. 6.—Statement comparing Capital Cost to end of 1924-25 with sanctioned Estimates.

Particulars.	Charges against closed sanctions.			Current Sanctions.			Total charges to date against old and current sanctions.
	Expenditure against construction Estimate.	Expenditure against open capital sanctions.	Total.	Charges to date.	Amount of sanctioned Estimate.	Unspent balance of Estimate.	
1	2	3	4	5	6	7	8
DIRECT CHARGES.	Rs.	Rs.	Rs.	Rs.	Rs.	Rs.	Rs.
Works ..	..	..	..	1,05,52,280	1,06,86,702	1,34,422	1,05,52,280
Establishment ..	..	..	..	25,36,333	24,04,508	-1,31,825	25,36,333
Tools and Plant ..	..	..	..	3,07,460	3,20,601	13,141	3,07,460
Suspense Accounts ..	..	..	..	2	..	-2	2
Total ..	..	..	..	1,33,96,075	1,34,11,811	15,736	1,33,96,075
Less—Receipts on Capital Account ..	..	..	..	28,787	9,320	-19,467	28,787
Net Total ..	..	..	..	1,33,67,288	1,34,02,491	35,203	1,33,67,288
INDIRECT CHARGES.							
Capitalized abatement of Land Revenue ..	..	..	..	71,926	3,10,343	2,38,417	71,926
Leave and Pension Allowances ..	..	..	..	3,55,037	3,36,632	-18,455	3,55,087
Audit and Accounts ..	..	..	..	24,311	..	-24,311	24,311
Total ..	..	..	..	4,51,324	6,46,975	1,95,651	4,51,324
GRAND TOTAL ..	..	..	..	1,38,18,612	1,40,49,466	2,30,854	1,38,18,612

Second Revised estimate for the Pravara River Canal Project as sanctioned by the Secretary of State communicated in Government of India's No. 1711 of 24th June 1922, *vide* Government Resolution No. 2215, dated 30th October 1922, Rs. 1,50,83,481.

*Deduct*—Estimate of the undermentioned works, as their separate accounts have been prepared as one account for the whole project has been kept in abeyance pending the new project is completed sufficiently to give water to the other canals, *vide* Government of India's No. 1951-I of 18th September 1908, communicated in Government Resolution No. 2721 of 20th October 1908 :—

	Rs.
Maladevi Tank .. ..	3,14,574
Pravara Left Bank Canal .. ..	3,47,550
Lakh Canal .. ..	3,71,891
	<u>10,34,015</u>
Net amount shown in this account ..	1,40,49,466

PARSUL TANK.

TANK PROJECT.

No. 3.—Revenue Account for, and to end of, 1924-25.

Receipts.	TOTAL.			Charges.	TOTAL.		
	Previous.	1924-25.	Total.		Previous.	1924-25.	Total.
I.—DIRECT RECEIPTS.	Rs.	Rs.	Rs.	I.—EXTENSIONS AND IMPROVEMENTS.	Rs.	Rs.	Rs.
1. Water rates from Irrigation ..	92,527	4,861	97,388	1. Head Works ..	3,707	..	3,707
5. Plantations ..	786	..	786				
6. Other canal produce ..							
7. Water power ..	1,199	..	1,199	Total ..	3,707	..	3,707
9. Rents of buildings ..	1	..	1				
10. Fines ..	24	..	24	II.—MAINTENANCE AND REPAIRS.			
11. Miscellaneous receipts ..	573	..	573	1. Head Works ..	10,031	598	10,629
				2. Main Canals and Branches ..	16	..	16
				3. Distributaries ..	4,246	28	4,274
				Total ..	14,293	626	14,919
Total ..	95,110	4,861	99,971	III.—COMPENSATION.	..	..	..
II.—INDIRECT RECEIPTS.				IV.—ESTABLISHMENT.			
Irrigation share of Land Revenue collected in the Civil Department.	..	..	..	1 & 2. Direction and Accounts ..	24,474	945	25,419
				3. Executive ..			
Total ..	..	..	..	Total ..	24,474	945	25,419
Total Receipts ..	95,110	4,861	99,971	V.—TOOLS AND PLANT ..	1,012	26	1,038
Carried over ..	95,110	4,861	99,971	Carried over ..	43,486	1,597	45,083

## PUBLIC WORKS DEPARTMENT, IRRIGATION BRANCH.

## PARSUL TANK.

## TANK PROJECT.

No. 3.—Revenue Account for, and to end of, 1924-25.

Receipts.	TOTAL.			Charges.	TOTAL.		
	Previous.	1924-25.	Total.		Previous.	1924-25.	Total.
Brought Forward..	Rs. 95,110	Rs. 4,861	Rs. 99,971	Brought forward..	Rs. 43,486	Rs. 1,597	Rs. 45,083
				IV.—REFUNDS OF REVENUE ..	177	..	177
				Total ..	43,663	1,597	45,260
				Share of collection charges in the Civil Department.	4,628	243	4,871
				Total Direct Charges	48,291	1,840	50,131
				Indirect Charges debitable to Revenue Account as per Account No. 5 ..	3,441	138	3,579
				Total Charges ..	51,732	1,978	53,710
				Balance Net Revenue ..	43,378	2,883	46,261
GRAND TOTAL ..	95,110	4,861	99,971	GRAND TOTAL ..	95,110	4,861	99,971

*N.B.*—Last Capital Account detailed in the Administrative Accounts for 1897-98.

Construction Estimate closed on 31st March 1896—*vide* G.R. No. 396, dated 14th March 1896.

Completion Report approved in G.R. No. 241, dated 17th January 1896.

*Note.*—Loss of revenue due to concessions granted for wheat cultivation during the Rabi season 1916-17, *vide* G.R. No. A.I.-12327, dated 18th December 1917—Rs. 637.

PARSUL TANK.

TANK PROJECT.

No. 4.—Interest Account for, and to end of, 1924-25.

	Amount Rs.		Amount Rs.
Total interest charges to end of 1923-24 .. ..	2,90,933	Net Revenue realized to end of 1923-24 as per No. 3 .. ..	43,378
Interest charges for the year 1924-25 .. ..	6,917	Net Revenue realized during 1924-25 as per No. 3 .. ..	2 883
On Rs. 2,08,007 outly to end of the year 1916-17 at the average rate 3.3252 per cent .. ..	Rs. 6,917	Total Net Revenue realized to end of the year as per No. 3 .. ..	46,261
		Balance net interest charges .. ..	2,51,589
Total ..	2,97,850	Total ..	2,97,850

No. 5.—Account of Indirect charges for, and to end of, 1924-25.

Particulars.	Previous.	1924-25.	Total.	Particulars.	Previous.	1924-25.	Total.
					Rs.	Rs.	Rs.
CAPITAL ACCOUNT.				REVENUE ACCOUNT.			
				1. Capitalized abatement of Land Revenue .. ..	..	..	..
				2. Leave and Pension Allowances ..	3,424	132	3,556
				3. Audit and Accounts Establishment ..	17	6	23
				Total ..	3,441	138	3,579

## PRAVARA LEFT BANK CANAL.

## CANAL PROJECT.

No. 3.—Revenue Account for, and to end of, 1924-25.

Receipts.	TOTAL.			Charges.	TOTAL.		
	Previous.	1924-25.	Total.		Previous.	1924-25.	Total
	Rs.	Rs.	Rs.		Rs.	Rs.	Rs.
<b>I.—DIRECT RECEIPTS.</b>				<b>I.—EXTENSIONS AND IMPROVEMENTS.</b>			
1. Water-rates from Irrigation ..	6,87,124	2,85,523	9,72,647	1. Head Works ..	21	..	215
3. Sales of water ..	86	98	184	2. Main Canals and Branches ..	7,833	874	8,707
5. Plantations ..	25,131	359	26,182				
6. Other canal produce ..		692					
9. Rents of buildings ..	948	86	1,034	Total ..	8,048	874	8,922
0. Fines ..	1,451	..	1,451				
11. Miscellaneous receipts ..	9,444	800	10,244	<b>II.—MAINTENANCE AND REPAIRS.</b>			
12. Deduct—Refunds	311	5	316	1. Head Works ..	4,299	1,032	5,331
				2. Main Canals and Branches ..	2,63,390	33,480	2,96,870
				3. Distributaries ..	26,175	11,584	37,759
Total ..	7,23,873	2,87,553	10,11,426	Total ..	2,93,864	46,096	3,39,960
<b>II.—INDIRECT RECEIPTS.</b>				<b>III.—COMPENSATION.</b>	..	..	..
Irrigation share of Land Revenue collected in the Civil Department	..	..	..				
Enhanced Land Revenue as per G.R. No. 275 dated 7th July 1880 ..	3,420	76	3,496	<b>IV.—ESTABLISHMENT.</b>			
				1 & 2. Direction and Accounts ..	2,77,666	67,101	3,44,767
				3. Executive ..			
Total ..	3,420	76	3,496	Total ..	2,77,666	67,101	3,44,767
Total Receipts ..	7,27,293	2,87,629	10,14,922	<b>V.—TOOLS AND PLANT</b>	6,738	2,084	8,822
Carried over	7,27,293	2,87,629	10,14,922	Carried over ..	5,86,316	1,16,155	7,02,471

PRAVARA LEFT BANK CANAL.

CANAL PROJECT.

No. 3.—Revenue Account for, and to end of, 1924-25.

Receipts.	TOTAL.			Charges.	TOTAL.		
	Previous.	1924-25.	Total.		Previous.	1924-25.	Total.
	Rs.	Rs.	Rs.		Rs.	Rs.	Rs.
Brought forward ..	7,27,293	2,87,629	10,14,922	Brought forward ..	5,86,316	1,16,155	7,02,471
				VI.—REFUNDS OF REVENUE.	1,042	..	1,042
				Less receipts on Account of Revenue ..	6	102	108
				Total ..	5,87,352	1,16,053	7,03,405
				Share of collection charges in the Civil Department .	34,729	14,272	49,001
				Total Direct Charges	6,22,081	1,30,325	7,52,406
				Indirect charges debitable to Revenue Account as per Account No. 5 ..	40,525	9,864	50,386
				Total Charges ..	6,62,606	1,40,189	8,02,795
				Balance Net Revenue ..	64,687	1,47,440	2,12,127
GRAND TOTAL ..	7,27,293	2,87,629	10,14,922	GRAND TOTAL ..	7,27,293	2,87,629	10,14,922

N.B.—Last Capital Account detailed in the Administrative Accounts for 1906-07.

Construction estimate closed on 31st March 1893—*vide* G.R. No. 1411, dated 12th September 1893.

Completion report approved in G. R. No. 1856, dated 9th December 1895.

## PRAVARA LEFT BANK CANAL.

## CANAL PROJECT.

## No. 4.—Interest Account for, and to end of, 1924-25.

	Amount Rs.		Amount Rs.
Total interest charges to end of 1923-24 .. ..	5,85,629	Net Revenue realized to end of 1923-24 as per No. 3 ..	64,687
Interest charges for the year 1924-25 .. ..	10,784	Net Revenue realized during 1924-25 as per No. 3 ..	1,47,440
On Rs. 3,24,317 outlay to end of the year 1916-17 at the average rate 3.3252 per cent.		Total Net Revenue realized to end of the year as per No. 3 .. ..	2,12,127
		Balance net interest charges ..	3,84,286
Total ..	5,96,413	Total ..	5,96,413

## No. 5.—Account of Indirect Charges for, and to end of, 1924-25.

Particulars.	Previous.	1924-25.	Total.	Particulars.	Previous.	1924-25.	Total.
CAPITAL ACCOUNT.				REVENUE ACCOUNT.	Rs.	Rs.	Rs.
				1. Capitalised abatement of Land Revenue ..	6	..	6
				2. Leave and Pension Allowances ..	39,510	9,394	48,904
				3. Audit and Accounts Establishment ..	1,039	470	1,479
				Total ..	40,525	9,864	50,389

## MUTHA CANAL INCLUDING MATOBA TANK.

## TANK PROJECT.

## No. 2.—Capital Account for, and to end of, 1924-25.

Heads of Account.	Direct Charges.			Cost of Construction as now estimated. (Construction estimate closed on 31st Mar. 1897.)	Expenditure against closed estimates.
	Previous.	1924-25.	Total.		
1	2	3	4	5	6
<b>I.—WORKS.</b>					
<b>(1) HEAD WORKS.</b>					
A. Preliminary Expenses ..	8,391	..	8,391	8,391	8,391
B. Land .. ..	3,53,177	..	3,53,177	3,53,177	3,53,177
C. Masonry Works .. ..	28,90,673	..	28,90,673	28,90,673	28,90,673
K. Buildings .. ..	21,537	..	21,537	21,537	21,537
M. Plantations .. ..	3,059	..	3,059	3,059	3,059
O. Miscellaneous .. ..	820	..	820	820	820
P. Maintenance .. ..	1,231	..	1,231	1,231	1,231
<b>Total, Head Works ..</b>	<b>32,78,888</b>	<b>..</b>	<b>32,78,888</b>	<b>32,78,888</b>	<b>32,78,888</b>
<b>(2) MAIN CANALS AND BRANCHES.</b>					
A. Preliminary Expenses ..	2,828	635	3,463	6,936	2,828
B. Land .. ..	1,26,843	..	1,26,843	1,26,843	1,26,843
C (a). Regulators .. ..	37,342	..	37,342	37,342	37,342
C (c). River and Hill Torrent Works..	5,21,670	..	5,21,670	5,21,670	5,21,670
C (e). Bridges .. ..	95,170	..	95,170	95,170	95,170
C (f). Escapes .. ..	18,120	..	18,120	18,120	18,120
J. Mills .. ..	56,415	..	56,415	56,415	56,415
K. Buildings .. ..	10,111	2,959	13,070	13,070	13,070
L. Earth-work .. ..	9,89,763	..	9,89,763	9,89,763	9,89,763
M. Plantations .. ..	16,011	..	16,011	16,011	16,011
O. Miscellaneous .. ..	1,868	..	1,868	1,868	1,868
P. Maintenance .. ..	4,566	..	4,566	4,566	4,566
<b>Total Main Canals and Branches ..</b>	<b>18,80,707</b>	<b>3,594</b>	<b>18,84,301</b>	<b>18,87,774</b>	<b>18,83,666</b>
<b>(3) DISTRIBUTARIES.</b>					
A. Preliminary Expenses ..	6,767	..	6,767	6,853	6,740
B. Land .. ..	5,666	..	5,666	5,666	5,666
C. Masonry Works .. ..	3,03,419	..	3,03,419	3,03,419	3,03,419
L. Earth-work .. ..	73,961	..	73,961	73,961	73,961
M. Plantations .. ..	407	..	407	407	407
O. Miscellaneous .. ..	8,01,559	..	8,01,559	8,01,559	8,01,559
<b>Total Distributaries ..</b>	<b>11,91,779</b>	<b>..</b>	<b>11,91,779</b>	<b>11,91,865</b>	<b>11,91,752</b>
<b>Carried over ..</b>	<b>63,51,374</b>	<b>3,594</b>	<b>63,54,968</b>	<b>63,58,527</b>	<b>63,54,306</b>



## MUTHA CANAL INCLUDING MATOBA TANK.

## TANK PROJECT.

No. 2.—Capital Account for, and to end of, 1924-25.

Heads of Account.	Direct Charges.			Cost of Construction as now estimated. (Construction estimate closed on 31st Mar. 1897.)	Expenditure against closed estimates.
	Previous.	1924-25.	Total.		
1	2	3	4	5	6
Brought forward ..	Rs. 63,51,374	Rs. 3,594	Rs. 63,54,968	Rs. 63,58,527	Rs. 63,54,306
<b>(4) DRAINAGE AND PROTECTIVE WORKS.</b>					
B. Land .. .. .	7,328	..	7,328	7,328	7,328
L. Earth-work .. .. .	1,188	..	1,188	1,188	1,188
Total Drainage and Protective Works ..	8,516	..	8,516	8,516	8,516
Adjustment of previous Outlay ..	-12,63,166	..	-12,63,166	-12,63,166	-12,63,166
Total I.—Works ..	50,96,724	3,594	51,00,318	51,03,877	50,99,656
<b>II. ESTABLISHMENT.</b>					
1 & 2. Direction and Accounts ..	} 11,44,735	1,944	11,46,679	11,47,402	11,46,494
3. Executive .. .. .					
4. Medical .. .. .					
Departmental Charges ..	146	..	146	146	146
Departmental Charges ..	-1,01,947	..	-1,01,947	-1,01,947	-1,01,947
Total II.—Establishment ..	10,42,934	1,944	10,44,878	10,45,601	10,44,693
III.—TOOLS AND PLANT ..	1,18,446	152	1,18,598	1,18,635	1,18,571
IV.—SUSPENSE ACCOUNTS ..	-1,136	..	-1,136	-1,136	-1,136
Grand Total ..	62,56,968	5,690	62,62,658	62,66,977	62,61,784
V.—Less Receipts on Capital Account	12,328	..	12,328	12,328	12,328
Net Outlay ..	62,44,640	5,690	62,50,330	62,54,649	62,49,456
<i>Apportionment.</i>					
Chargeable to 49—Irrigation. ..	52,83,962	..	52,83,962	} 62,54,649	62,49,456
Chargeable to 43—Minor Works and Navigation .. .. .	..	..	..		
Chargeable to 55—Construction of Irrigation Works—Provincial ..	9,60,678	5,690	9,66,368		
Total ..	62,44,640	5,690	62,50,330	62,54,649	62,49,456

MUTHA CANAL INCLUDING MATOBA TANK.

TANK PROJECT.

No. 3.—Revenue Account for, and to end of, 1924-25.

Receipts.	TOTAL.			Charges.	TOTAL.		
	Previous.	1924-25.	Total.		Previous.	1924-25.	Total.
	Rs.	Rs.	Rs.		Rs.	Rs.	Rs.
<b>I.—DIRECT RECEIPTS.</b>				<b>I.—EXTENSIONS AND IMPROVEMENTS.</b>			
1. Water-rates from Irrigation ..	74,88,016	2,64,818	77,52,834	1. Head Works ..	30,558	210	30,768
3. Sales of water ..	1,23,564	2,496	1,26,060	2. Main Canals and Branches ..	37,610	5,295	42,905
4. Water-supply of towns ..	51,36,129	71,005	52,07,134	3. Distributaries ..	85,031	..	85,031
5. Plantations ..	4,289	1,302	5,591	4. Drainage and Protective Works.	4,864	..	4,864
6. Other canal produce ..	1,63,359	4,140	1,67,499				
7. Water power ..	64,800	..	64,800				
8. Navigation ..	2,184	500	2,684	<b>Total ..</b>	<b>1,58,063</b>	<b>5,505</b>	<b>1,63,568</b>
9. Rents of buildings ..	5,455	58	5,513				
10. Fines ..	4,672	764	5,436	<b>II.—MAINTENANCE AND REPAIRS.</b>			
11. Miscellaneous receipts ..	2,20,394	1,307	2,21,701	1. Head Works ..	1,87,493	9,902	1,97,395
12. Deduct refunds ..	2,688	18	2,706	2. Main Canals and Branches ..	9,04,767	32,922	9,37,689
<b>Total ..</b>	<b>1,32,10,174</b>	<b>3,46,372</b>	<b>1,35,56,546</b>	3. Distributaries ..	10,90,718	2,604	10,93,322
				4. Drainage and Protective Works ..	179	..	179
				<b>Total ..</b>	<b>21,83,157</b>	<b>45,428</b>	<b>22,28,585</b>
<b>II.—INDIRECT RECEIPTS.</b>							
Irrigation share of Land Revenue collected in the Civil Department ..	..	..	..	<b>III.—COMPENSATION</b> ..	494	..	494
Irrigation share on account of operation from the Canal (vide Government Resolutions Nos. 1159 and 1539, dated, respectively, 28th June and 29th September 1892)..	1,425	52	1,477	<b>IV.—ESTABLISHMENT.</b>			
				1 & 2. Direction and Accounts ..	17,17,327	80,068	17,97,395
				3. Executive ..			
<b>Total ..</b>	<b>1,425</b>	<b>52</b>	<b>1,477</b>	<b>Total ..</b>	<b>17,17,327</b>	<b>80,068</b>	<b>17,97,395</b>
<b>Total Receipts ..</b>	<b>1,32,11,599</b>	<b>3,46,424</b>	<b>1,35,58,023</b>	<b>V.—TOOLS AND PLANT</b> ..	1,66,949	2,149	1,69,098
<b>Carried over ..</b>	<b>1,32,11,599</b>	<b>3,46,424</b>	<b>1,35,58,023</b>	<b>Carried over ..</b>	<b>42,25,990</b>	<b>1,33,150</b>	<b>43,59,140</b>

## MUTHA CANAL INCLUDING MATOBA TANK.

## TANK PROJECT.

No. 3.—Revenue Account for, and to end of, 1924-25.

Receipts.	TOTAL.			Charges.	TOTAL.		
	Previous.	1924-25.	Total.		Previous.	1924-25.	Total.
	Rs.	Rs.	Rs.		Rs.	Rs.	Rs.
Brought forward ..	1,32,11,599	3,46,424	1,55,58,023	Brought forward ..	42,25,990	1,33,150	43,59,140
				Profit and Loss— VI— REFUNDS OF REVENUE ..	53,44 8	..	53,448
				Suspense Account	— 2,190	— 949	— 3,139
				Less Recoveries on Revenue Accounts	3,546	..	3,546
				Total ..	42,73,702	1,32,201	44,05,903
				Share of collection charges in the Civil Department..	3,67,672	12,926	3,80,598
				Total Direct Charges	46,41,774	1,45,127	47,86,501
				Indirect Charges debitable to Revenue Account as per Account No. 5	2,46,924	11,719	2,58,643
				Total Charges ..	48,88,298	1,56,846	50,45,144
				Balance Net Revenue ..	83,23,301	1,89,578	85,12,879
GRAND TOTAL ..	1,32,11,599	3,46,424	1,35,58,023	GRAND TOTAL ..	1,32,11,599	3,46,424	1,35,58,023

*N.B.*—Construction Estimate of the Mutha Canal closed on 31st March 1897—*vide* G. R. No. 710, dated 13th May 1897, and that of the Matoba Tank on 31st March 1892—*vide* G. R. No. 1411, dated 12th September 1893. Completion Report of the Mutha Canal approved in G. R. No. 2241 of 30th of October 1901 and that of the Matoba Tank in G. R. No. 827 of 17th May 1894.

*Note.*—Loss of revenue due to concessions granted for wheat cultivation during the Rabi Season 1916-17—*vide* G. R. No. A.I.-1231/, dated 18th December 1917—Rs. 2,665.

MUTHA CANAL INCLUDING MATOBA TANK.

TANK PROJECT.

No. 4.—Interest Account for, and to end of, 1924-25.

	Amount Rs.		Amount Rs.
Total interest charges to end of 1923-24 .. ..	1,22,88,146	Net Revenue realized to end of 1923-24 as per No. 3 .. ..	83,23,301
Interest charges for the year 1924-25 .. ..	2,07,470	Net Revenue realized during 1924-25 as per No. 3 .. ..	1,89,578
On Rs. 62,58,210 at the average rate 3.3252 per cent. .. ..	Rs. 2,08,098	Total Net Revenue realized to end of the year as per No. 3 .. ..	85,12,879
On subsequent outlay Rs. — 10,720 (from 1917-18 to 1923-24 and half of 1924-25) at the flat rate 5.85 per cent. .. ..	— 628	Balance net interest charges .. ..	39,82,737
Total .. ..	1,24,95,616	Total .. ..	1,24,95,616

No. 5.—Account of Indirect Charges for, and to end of, 1924-25.

Particulars.	Previous.	1924-25.	Total.	Particulars.	Previous.	1924-25.	Total.
	Rs.	Rs.	Rs.		Rs.	Rs.	Rs.
<b>CAPITAL ACCOUNT.</b>				<b>REVENUE ACCOUNT.</b>			
1. Capitalized abatement of Land Revenue .. ..	93,528	..	93,528	1. Capitalized abatement of Land Revenue .. ..	..	..	..
2. Leave and Pension Allowances .. ..	2,01,785	272	2,02,057	2. Leave and Pension Allowances .. ..	2,45,228	11,210	2,56,438
3. Audit and Accounts Establishment .. ..	..	36	36	3. Audit and Accounts Establishment .. ..	1,696	509	2,205
Total .. ..	2,95,313	308	2,95,621	Total .. ..	2,46,924	11,719	2,58,643

## MUTHA CANAL INCLUDING MATOBA TANK.

## TANK PROJECT.

No. 6.—Statement comparing Capital Cost to end of 1924-25 with sanctioned Estimates.

Particulars.	Charges against closed sanctions.			Current sanctions.			Total charges to date against old and current sanctions.
	Expenditure against construction estimate.	Expenditure against open capital sanctions.	Total.	Charges to date.	Amount of sanctioned estimate.	Unspent balance of estimate.	
1	2	3	4	5	6	7	8
	Rs.	Rs.	Rs.	Rs.	Rs.	Rs.	Rs.
<b>DIRECT CHARGES.</b>							
Works ..	54,32,020	—3,32,364	50,99,656	662	4,221	3,559	51,00,318
Establishment ..	10,12,260	32,433	10,44,693	185	908	723	10,44,878
Tools and Plant	1,19,987	—1,416	1,18,571	27	64	37	1,18,598
Suspense Accounts ..	..	—1,136	—1,136	..	..	..	—1,136
Total ..	65,64,267	—3,02,483	62,61,784	874	5,193	4,319	62,62,658
Less—Receipts on Capital Account ..	12,234	94	12,328	..	..	..	12,328
Net Total ..	65,52,033	—3,02,577	62,49,456	874	5,193	4,319	62,50,330
<b>INDIRECT CHARGES.</b>							
Capitalized abatement of Land Revenue ..	58,776	34,752	93,528	..	..	..	93,528
Leave and Pension Allowances ..	1,89,546	12,485	2,02,031	26	128	102	2,02,057
Audit and Accounts Establishment ..	..	30	30	6	41	35	36
Total ..	2,48,322	47,267	2,95,589	32	169	137	2,95,621
<b>GRAND TOTAL ..</b>	<b>68,00,355</b>	<b>—2,55,310</b>	<b>65,45,045</b>	<b>906</b>	<b>5,362</b>	<b>4,456</b>	<b>65,45,951</b>

Government Order No. W.I.—11541 (P.W.D.), dated 28th November 1918 ..	Rs. 144
Estimate approved by Government in G. M. No. 337 I. dated 24th March 1924..	5,218
<b>Total ..</b>	<b>5,362</b>

## NIRA LEFT BANK CANAL INCLUDING SHETPHAL TANK.

## CANAL PROJECT.

No. 2.—Capital Account for, and to end of, 1924-25.

Heads of Account.	Direct Charges.			Cost of Construction as now estimated. (Construction estimate closed on 31st Mar. 1906.)	Expenditure against closed estimates.
	Previous.	1924-25.	Total.		
1	2	3	4	5	6
	Rs.	Rs.	Rs.	Rs.	Rs.
<b>I.—WORKS.</b>					
<b>(1) HEAD WORKS.</b>					
A. Preliminary Expenses .. .. .	12,512	..	12,512	12,512	12,512
B. Land .. .. .	2,23,024	..	2,23,024	2,23,024	2,23,024
C. Works .. .. .	18,63,213	..	18,63,213	18,63,213	18,63,213
K. Buildings .. .. .	13,283	..	13,283	13,283	13,283
M. Plantations .. .. .	7,053	..	7,053	7,053	7,053
O. Miscellaneous .. .. .	1,547	..	1,547	1,547	1,547
P. Maintenance .. .. .	3,571	..	3,571	3,571	3,571
<b>Total Head Works .. .. .</b>	<b>21,24,203</b>	<b>..</b>	<b>21,24,203</b>	<b>21,24,203</b>	<b>21,24,203</b>
<b>(2) MAIN CANALS AND BRANCHES.</b>					
A. Preliminary Expenses .. .. .	1,07,861	..	1,07,861	1,02,219	76,308
B. Land .. .. .	34,145	..	34,145	34,145	34,145
D. Regulators .. .. .	20,697	..	20,697	20,697	20,697
F. River and hill torrent works .. .. .	5,14,067	..	5,14,067	5,14,067	5,14,067
G. Bridges .. .. .	53,443	..	53,443	53,443	53,443
K. Buildings .. .. .	69,888	863	70,751	70,751	73,751
L. Earth-work .. .. .	12,10,554	..	12,10,554	12,10,554	12,10,554
M. Plantations .. .. .	6,928	..	6,928	6,928	6,928
N. Tanks and Reservoirs .. .. .	5,58,005	..	5,58,005	5,58,005	5,58,005
O. Miscellaneous .. .. .	4,027	..	4,027	4,027	4,027
P. Maintenance .. .. .	11,167	..	11,167	11,167	11,167
<b>Total Main Canals and Branches .. .. .</b>	<b>25,90,782</b>	<b>863</b>	<b>25,91,645</b>	<b>25,86,003</b>	<b>25,60,092</b>
<b>(3) DISTRIBUTARIES.</b>					
A. Preliminary Expenses .. .. .	3,493	153	3,646	3,973	3,493
B. Land .. .. .	12,192	..	12,192	12,192	12,192
C. Works .. .. .	98,599	..	98,599	98,599	98,599
L. Earth-work .. .. .	93,077	..	93,077	93,077	93,077
<b>Carried over .. .. .</b>	<b>2,07,361</b>	<b>153</b>	<b>2,07,514</b>	<b>2,07,841</b>	<b>2,07,361</b>
	<b>47,14,985</b>	<b>863</b>	<b>47,15,848</b>	<b>47,10,206</b>	<b>46,84,295</b>

## NIRA CANAL INCLUDING SHETPHAL TANK.

## CANAL PROJECT.

No. 2.—Capital Account for, and to end of, 1924-25.

Heads of Account.	Direct Charges.			Cost of Construction as now estimated (Construction estimate closed on 31st Mar. 1906).	Expenditure against closed estimates.
	Previous.	1924-25.	Total.		
1	2	3	4	5	6
	Rs.	Rs.	Rs.	Rs.	Rs.
Brought forward' ..	47,14,985	863	47,15,848	47,10,206	46,84,295
	2,07,361	153	2,07,514	2,07,841	2,07,361
M. Plantations .. ..	8,715	..	8,715	8,715	8,715
O. Miscellaneous .. ..	..	1,053	1,053	1,053	1,053
Total, Distributaries ..	2,16,076	1,206	2,17,282	2,17,609	2,17,129
Total I.—Works ..	49,31,061	2,069	49,33,130	49,27,815	49,01,424
II.—ESTABLISHMENT.					
1 & 2. Direction and Accounts ..	12,08,892	1,369	12,10,261	11,84,688	11,78,858
3. Executive .. ..					
Total Establishment ..	12,03,892	1,369	12,10,261	11,84,688	11,78,858
III.—TOOLS AND PLANT ..	1,36,185	87	1,36,272	1,25,310	1,24,922
IV.—SUSPENSE ACCOUNTS ..	..	..	..	..	..
GRAND TOTAL ..	62,76,138	3,525	62,79,663	62,37,813	62,05,204
V.—Less—Receipts on Capital Account	8,398	..	8,398	8,382	8,382
Net Outlay ..	62,67,740	3,525	62,71,265	62,29,431	61,96,822
<i>Apportionment.</i>					
Chargeable to 35—Construction of Protective Irrigation Works ..	54,01,556	..	54,01,556	62,29,431	61,96,822
Chargeable to 43—Minor Works and Navigation .. ..	8,21,653	..	8,21,653		
Chargeable to 55—Construction of Irrigation Works—Provincial ..	44,531	3,525	48,056		
Total ..	62,67,740	3,525	62,71,265	62,29,431	61,96,822

NIRA LEFT BANK CANAL INCLUDING SHETPHAL TANK.

CANAL PROJECT.

No. 3.—Revenue Account for, and to end of, 1924-25.

Receipts.	TOTAL.			Charges.	TOTAL.		
	Previous.	1924-25.	Total.		Previous.	1924-25.	Total.
	Rs.	Rs.	Rs.				
<b>I.—DIRECT RECEIPTS.</b>				<b>I.—EXTENSIONS AND IMPROVEMENTS.</b>			
1. Water-rates from Irrigation ..	1,09,94,965	7,05,£23	1,17,00,788	1. Head Works ..	29,98	1,265	31,254
3. Sales of water ..	4,151	805	4,95	2. Main Canals and Branches ..	83,565	6,553	90,118
4. Water supply of towns ..	1,956	636	2,592	3. Distributaries ..	41,164	5,073	46,237
5. Plantations ..	70,073	1,353	71,426	4. Drainage and Protective Works.	4,931	..	4,931
6. Other canal produce ..	29,900	1,904	31,804	Total ..	1,59,649	12,81	1,72,540
8. Navigation ..	30	..	30	<b>II.—MAINTENANCE AND REPAIRS.</b>			
9. Rents of buildings ..	9,411	213	9,624	1. Head Works ..	2,26,651	10,099	2,36,750
10. Fines ..	10,493	703	11,196	2. Main Canals and Branches ..	7,94,084	53,558	8,47,642
11. Miscellaneous receipts ..	70,326	5,011	75,337	3. Distributaries ..	3,17,072	28,296	3,45,368
12. Deduct-Refunds	8,466	919	9,385	4. Drainage and Protective Works.	983	..	983
Total ..	1,11,82,839	7,15,529	1,18,98,368	Total ..	13,38,790	91,913	14,30,743
				<b>III.—COMPENSATION</b> ..	5	..	5
<b>II.—INDIRECT RECEIPTS.</b>				<b>IV.—ESTABLISHMENT.</b>			
Irrigation share of Land Revenue collected in the Civil Department	..	..	..	1 & 2. Direction and Accounts ..	13,71,155	1,60,934	15,32,089
				3. Executive ..			
Total Receipts ..	1,11,82,839	7,15,529	1,18,98,368	Total ..	13,71,155	1,60,934	15,32,089
				<b>V.—TOOLS AND PLANT</b> ..	53,657	4,329	57,986
Carried over ..	1,11,82,839	7,15,529	1,18,98,368	Carried over ..	29,23,256	2,70,107	31,93,363



## PUBLIC WORKS DEPARTMENT, IRRIGATION BRANCH.

## NIRA CANAL INCLUDING SHETPHAL TANK.

## CANAL PROJECT.

No. 3.—Revenue Account for, and to end of, 1924-25.

Receipts.	TOTAL.			Charges	TOTAL.		
	Previous.	1924-25.	Total.		Previous.	1924-25.	Total.
	Rs.	Rs.	Rs.		Rs.	Rs.	Rs.
Brought forward ..	1,11,82,839	7,15,529	1,18,98,368	Brought forward..	29,23,256	2,70,107	31,93,363
				VI.—REFUNDS OF REVENUE.	20,539	..	20,539
				Total ..	29,43,795	2,70,107	32,13,902
				Share of collection charges in the Civil Department	5,50,118	35,307	5,85,425
				Total Direct charges	34,93,913	3,05,414	37,99,327
				Indirect charges debitable to Revenue Account as per Account No. 5 ..	1,94,533	23,579	2,18,112
				Total Charges ..	36,88,446	3,28,993	40,17,439
				Balance Net Revenue ..	74,94,393	3,86,536	78,80,929
GRAND TOTAL ..	1,11,82,839	7,15,529	1,18,98,368	GRAND TOTAL ..	1,11,82,839	7,15,529	1,18,98,368

*N.B.*—Construction estimate of the Nira Canal closed on 31st March 1906—*vide* G. R. No. 1847, dated 2nd April 1900.

Completion Report approved in G. R. No. 2367, dated 3rd December 1907.

Construction estimate of the Shetphal tank closed on 31st March 1906—*vide* G. R. No. 2434, dated 2nd October 1905.

*Note.*—Loss of revenue due to concession granted for wheat cultivation during the Rabi season 1916-17—*vide* G. R. No. A.1.—12327, dated 18th December 1917, Rs. 7,305.

NIRA LEFT BANK CANAL AND SHETPHAL TANK.

CANAL PROJECT.

No. 4.—Interest Account for, and to end of, 1924-25.

	Amount Rs.		Amount Rs.
Total interest charges to end of 1923-24 .. ..	84,20,112	Net Revenue realized to end of 1923-24 as per No. 3 .. ..	74,94,393
Interest charges for the year 1924-25 .. ..	2,12,836	Net Revenue realized during 1924-25 as per No. 3 .. ..	3,86,536
Rs.			
On Rs. 60,96,736 outlay to end of the year 1916-17 at the average rate 3.3252 per cent... ..	2,02,729	Total Net Revenue realized to end of the year as per No. 3 .. ..	78,80,929
On subsequent outlay Rs. 1,72,767 (from 1917-18 to 1923-24 and half of 1924-25) at the flat rate 5.85 per cent. ..	10,107	Balance net interest charges .. ..	7,52,019
Total ..	86,32,948	Total ..	86,32,948

No. 5.—Account of Indirect Charges for, and to end of, year 1924-25.

Particulars.	Previous.	1924-25.	Total.	Particulars.	Previous.	1924-25.	Total.
<b>CAPITAL ACCOUNT.</b>	Rs.	Rs.	Rs.	<b>REVENUE ACCOUNT.</b>	Rs.	Rs.	Rs.
1. Capitalized abatement of Land Revenue ..	1,87,189	..	1,87,189	1. Capitalized abatement of Land Revenue ..	..	..	..
2. Leave and Pension Allowances ..	1,86,519	192	1,86,711	2. Leave and Pension Allowances ..	1,91,961	22,531	2,14,492
3. Audit and Accounts Establishment ..	345	21	366	3. Audit and Accounts Establishment ..	2,572	1,048	3,620
Total ..	3,74,053	213	3,74,266	Total ..	1,94,533	23,579	2,18,112

## NIRA LEFT BANK CANAL AND SHETPHAL TANK.

## CANAL PROJECT.

No. 6.—Statement comparing Capital Cost to end of, 1924-25 with sanctioned Estimates.

Particulars.	Charges against closed sanctions.			Current sanctions.			Total charges to date against old and current sanctions.
	Expenditure against construction estimate.	Expenditure against open capital sanctions.	Total.	Charges to date.	Amount of sanctioned estimate.	Unspent balance of estimate.	
1	2	3	4	5	6	7	8
<b>DIRECT CHARGES.</b>	Rs.	Rs.	Rs.	Rs.	Rs.	Rs.	Rs.
Works ..	47,68,387	1,33,037	49,01,424	31,706	26,391	—5,315	49,33,130
Establishment ..	11,46,855	32,003	11,78,858	31,403	5,830	—25,573	12,10,261
Tools and Plant ..	1,26,141	—1,219	1,24,922	11,350	388	—10,962	1,36,272
Suspense Accounts ..	..	..	..	..	..	..	..
Total ..	60,41,383	1,63,821	62,05,204	74,459	32,609	—41,850	62,79,663
Less—Receipts on Capital Account ..	8,382	..	8,382	16	..	—16	8,398
Net Total ..	60,33,001	1,63,821	61,96,822	74,443	32,609	—41,834	62,71,265
<b>INDIRECT CHARGES.</b>							
Capitalized abatement of Land Revenue ..	1,83,159	4,030	1,87,189	..	1,350	1,350	1,87,189
Leave and Pension Allowances ..	1,77,833	4,481	1,82,314	4,397	816	—3,581	1,86,711
Audit and Accounts Establishment ..	..	57	57	309	..	—309	366
Total ..	3,60,992	8,508	3,69,560	4,706	2,166	—2,540	3,74,266
<b>GRAND TOTAL ..</b>	<b>63,93,993</b>	<b>1,72,389</b>	<b>65,66,382</b>	<b>79,149</b>	<b>34,775</b>	<b>—44,374</b>	<b>66,45,531</b>

Estimates sanctioned in G. R. (P. W. D.) No. 10162, dated 6th May 1920 ..	Rs.	28,421
Do. do. No. 5370, dated 21st May 1918 ..		3,311
Do. do. No. 5142, dated 14th May 1918 ..		2,563
Do. do. No. 4096, dated 10th March 1921 ..		480

34,775

KASURDI TANK.

TANK PROJECT.

No. 3.—Revenue Account for, and to end of, 1924-25.

Receipts.	TOTAL.			Charges.	TOTAL.		
	Previous.	1924-25.	Total.		Previous.	1924-25.	Total.
	Rs.	Rs.	Rs.		Rs.	Rs.	Rs.
<b>I.—DIRECT RECEIPTS.</b>				<b>I.—EXTENSIONS AND IMPROVEMENTS.</b>			
1. Water-rates from Irrigation ..	9,922	85	10,007	1. Main Canals and Branches ..	31	..	31
3. Sales of water ..	20	..	20	2. Distributaries..	80	..	80
5. Plantations ..	2,986	37	3,023				
6. Other canal produce ..							
11. Miscellaneous receipts ..	10,233	350	10,583	<b>Total ..</b>	<b>111</b>	<b>..</b>	<b>111</b>
				<b>II.—MAINTENANCE AND REPAIRS.</b>			
				1. Head Works ..	19,889	91	19,980
				2. Main Canals and Branches ..	15	..	15
<b>Total ..</b>	<b>23,161</b>	<b>472</b>	<b>23,633</b>	3. Distributaries..	5,020	399	5,419
				4. Drainage and Protective Works.	..	..	..
				<b>Total ..</b>	<b>24,924</b>	<b>490</b>	<b>25,414</b>
<b>II.—INDIRECT RECEIPTS.</b>				<b>III.—COMPENSATION</b>			
Irrigation share of Land Revenue collected in the Civil Department.	..	..	..	..	..	..	..
				<b>IV.—ESTABLISHMENT.</b>			
				1 & 2. Direction and Accounts ..	16,481	770	17,251
				3. Executive.			
<b>Total ..</b>	<b>..</b>	<b>..</b>	<b>..</b>	<b>Total ..</b>	<b>16,481</b>	<b>770</b>	<b>17,251</b>
				<b>V.—TOOLS AND PLANT</b>			
<b>Total Receipts ..</b>	<b>23,161</b>	<b>472</b>	<b>23,633</b>	..	1,859	21	1,880
<b>Carried over ..</b>	<b>23,161</b>	<b>472</b>	<b>23,633</b>	<b>Carried over ..</b>	<b>43,375</b>	<b>1,281</b>	<b>44,656</b>

## KASURDI TANK.

## TANK PROJECT.

No. 3.—Revenue Account for, and to end of, 1924-25.

Receipts.	TOTAL.			Charges.	TOTAL.		
	Previous.	1924-25.	Total.		Previous.	1924-25.	Total.
	Rs.	Rs.	Rs.		Rs.	Rs.	Rs.
Brought forward ..	23,161	472	23,633	Brought forward..	43,375	1,281	44,656
				VI.—REFUNDS OF REVENUE	..	..	..
				Total ..	43,375	1,281	44,656
				Share of collection charges in the Civil Department.	494	4	498
				Total direct charges.	43,869	1,285	45,154
				Indirect charges debitable to Revenue Account as per Account No. 5 ..	2,447	113	2,560
				Total charges ..	46,316	1,398	47,714
				Balance Net Revenue ..	— 23,155	— 926	— 24,081
GRAND TOTAL ..	23,161	472	23,633	GRAND TOTAL ..	23,161	472	23,633

N.B.—Last Capital Account detailed in the Administrative Accounts for 1877-78.

Construction Estimate closed on 31st March 1878—*vide* Government Resolution No. 1411, dated 12th September 1893.

Completion Report approved in Government Resolution No. 997, dated 21st June 1894.

Note.—Loss of revenue due to the concessions granted for wheat cultivation during the Rabi Season 1916-17—*vide* Government Resolution No. A.I.—12327, dated 18th December 1917 Rs. 100.

KASURDI TANK.

TANK PROJECT.

No. 4.—Interest Account for, and to end of, 1924-25.

	Amount Rs.		Amount Rs.
Total interest charges to end of 1923-24 .. .. .	89,016	Net Revenue realized to end of 1923-24 as per No. 3 .. .. .	— 23,155
Interest charges for the year 1924-25 .. .. .	1,357	Net Revenue realized during 1924-25 as per No. 3 .. .. .	— 926
Cn Rs. 40,812 outlay to end of the year 1916-17 at the average rate 3 3252 per cent.		Total Net Revenue realized to end of the year as per No. 3 .. .. .	— 24,081
		Balance net interest charges .. .. .	1,14,454
Total ..	90,373	Total ..	90,373

No. 5.—Account of Indirect Charges for, and to end of, year 1924-25.

Particulars.	Previous.	1924-25.	Total.	Particulars.	Previous.	1924-25.	Total.
	Rs.	Rs.	Rs.		Rs.	Rs.	Rs.
CAPITAL ACCOUNT.				REVENUE ACCOUNT.			
				1. Capitalized abatement of Land Revenue .. .. .	..	..	..
				2. Leave and Pension Allowances..	2,434	108	2,542
				3. Audit and Accounts Establishment .. .. .	13	5	18
			Total ..	2,447	113	2,560	

## SHIRSUPHAL TANK.

## TANK PROJECT.

No. 3.—Revenue Account for, and to end of, 1924-25.

Receipts.	TOTAL.			Charges.	TOTAL.		
	Previous.	1924-25.	Total.		Previous.	1924-25.	Total.
	Rs.	Rs.	Rs.		Rs.	Rs.	Rs.
<b>I.—DIRECT RECEIPTS.</b>				<b>I.—EXTENSIONS AND IMPROVEMENTS.</b>			
1. Water rates from Irrigation ..	1,15,421	5,878	1,21,299	1. Head Works ..	606	..	606
2. Sales of water ..	3	..	3	2. Distributaries ..	144	..	144
3. Plantations ..	14,165	40	14,354				
4. Other canal produce ..				149			
5. Fines ..	115	..	115	<b>Total ..</b>	<b>750</b>	<b>..</b>	<b>750</b>
6. Miscellaneous receipts ..	13,221	215	13,436	<b>II.—MAINTENANCE AND REPAIRS.</b>			
				1. Head Works ..	14,571	187	14,758
				2. Main Canals and Branches ..	31,494	..	31,494
				3. Distributaries ..	7,772	1,258	9,030
<b>Total ..</b>	<b>1,42,925</b>	<b>6,282</b>	<b>1,49,207</b>	<b>Total ..</b>	<b>53,837</b>	<b>1,445</b>	<b>55,282</b>
<b>II.—INDIRECT RECEIPTS.</b>				<b>IV.—ESTABLISHMENT.</b>			
Irrigation share of Land Revenue collected in the Civil Department.	..	..	..	1 & 2. Direction and Accounts ..	45,663	2,27	47,935
				3. Executive ..			
				<b>Total ..</b>	<b>45,663</b>	<b>2,27</b>	<b>47,935</b>
<b>Total Receipts ..</b>	<b>1,42,925</b>	<b>6,282</b>	<b>1,49,207</b>	<b>V.—TOOLS AND PLANT ..</b>	<b>2,274</b>	<b>61</b>	<b>2,335</b>
<b>Carried over ..</b>	<b>1,42,925</b>	<b>6,282</b>	<b>1,49,207</b>	<b>Carried over ..</b>	<b>1,02,524</b>	<b>3,778</b>	<b>1,06,302</b>

SHIRSUPHAL TANK.

TANK PROJECT.

No. 3.—Revenue Account for, and to end of, 1924-25.

Receipts.	TOTAL.			Charges.	TOTAL.		
	Previous.	1924-25.	Total.		Previous.	1924-25.	Total.
	Rs.	Rs.	Rs.		Rs.	Rs.	Rs.
Brought forward ..	1,42,925	6,282	1,49,207	Brought forward ..	1,02,524	3,778	1,06,302
				VI.—REFUNDS OF REVENUE ..	16	..	16
				Total ..	1,02,540	3,778	1,06,318
				Share of collection charges in the Civil Department.	5,771	294	6,065
				Total, Direct Charges	1,08,311	4,072	1,12,383
				Indirect Charges debit to Revenue Account as per No. 5 ..	6,476	332	6,808
				Total Charges ..	1,14,787	4,404	1,19,191
				Balance Net Revenue ..	28,138	1,878	30,016
GRAND TOTAL ..	1,42,925	6,282	1,49,207	GRAND TOTAL..	1,42,925	6,282	1,49,207

N.B.—Last Capital Account detailed in the Administrative Accounts for 1895-96.

Construction Estimate closed on 31st March 1893—vide G. R. No. 328, dated 23rd February 1894.

Completion Report approved in G. R. No. 323, dated 23rd February 1894.

Note.—Loss of revenue due to concession granted for wheat cultivation during the Rabi season 1916-17—vide G. R. No. A.1.—12327, dated 18th December 1917—Rs. 334.



## SHIRSUPHAL TANK.

## TANK PROJECT.

*No. 4.—Interest Account for, and to end of, 1924-25.*

	Amount. Rs.		Amount. Rs.
Total interest charges to end of 1923-24 .. ..	3,53,680	Net Revenue realized to end of 1923-24 as per No. 3 .. ..	28,138
Interest charges for the year 1924-25 .. ..	7,056	Net Revenue realized during 1924-25 as per No. 3 .. ..	1,878
On Rs. 2,12,199 outlay to end of the year 1916-17 at the average rate 3.3252 per cent.		Total Net Revenue realized to end of the year as per No. 3 .. ..	30,016
		Balance net interest charges ..	3,30,720
Total ..	3,60,736	Total ..	3,60,736

*No. 5.—Account of Indirect Charges for, and to end of, year 1924-25.*

Particulars.	Previous.	1924-25.	Total.	Particulars.	Previous.	1924-25.	Total.
	Rs.	Rs.	Rs.		Rs.	Rs.	Rs.
CAPITAL ACCOUNT.				REVENUE ACCOUNT.			
				1. Capitalized abatement of Land Revenue .. ..	..	..	..
				2. Leave and Pension Allowances..	6,435	318	6,753
				3. Audit and Accounts Establishment ..	41	14	55
			Total ..	6,476	332	6,808	

BHADALWADI TANK.

TANK PROJECT.

No. 3.—Revenue Account for, and to end of, 1924-25.

Receipts.	TOTAL.			Charges.	TOTAL.		
	Previous.	1924-25.	Total.		Previous.	1924-25.	Total.
<b>I.—DIRECT RECEIPTS.</b>	Rs.	Rs.	Rs.	<b>I.—EXTENSIONS AND IMPROVEMENTS.</b>	Rs.	Rs.	Rs.
1. Water rates from Irrigation ..	1,40,810	1,881	1,42,691	1. Head Works ..	1,092	..	1,092
3. Sales of water ..	18	..	18	3. Distributaries..	158	..	158
5. Plantations ..	55	..	55				
6. Other canal produce ..	17,645	154	17,799				
10. Fines ..	16	..	16	Total ..	1,250	..	1,250
11. Miscellaneous receipts ..	2,864	275	3,139	<b>II.—MAINTENANCE AND REPAIRS.</b>			
12. Deduct—Refunds ..	24	..	24	1. Head Works ..	9,754	33	9,787
				2. Main Canals and Branches ..	764	..	764
				3. Distributaries..	38,817	1,440	40,257
Total ..	1,61,384	2,310	1,63,694	Total ..	49,335	1,473	50,808
<b>II.—INDIRECT RECEIPTS.</b>				<b>IV.—ESTABLISHMENT.</b>			
Irrigation share of Land Revenue collected in the Civil Department.	..	..	..	1 & 2. Direction and Accounts ..	42,301	2,315	44,616
				3. Executive ..			
				Total ..	42,301	2,315	44,616
Total, Receipts ..	1,61,384	2,310	1,63,694	<b>V.—TOOLS AND PLANT</b>	2,121	62	2,183
Carried over ..	1,61,384	2,310	1,63,694	Carried over ..	95,007	3,850	98,857

## PUBLIC WORKS DEPARTMENT, IRRIGATION BRANCH.

## BHADALWADI TANK.

## TANK PROJECT.

No. 3.—Revenue Account for, and to end of, 1924-25.

Receipts.	TOTAL.			Charges.	TOTAL.		
	Previous.	1924-25.	Total.		Previous.	1924-25.	Total.
	Rs.	Rs.	Rs.		Rs.	Rs.	Rs.
Brought forward ..	1,61,384	2,310	1,63,694	Brought forward ..	95,007	3,850	98,857
				VI.—REFUND S OF REVENUE..	46	..	46
				Total ..	95,053	3,850	98,903
				Share of collection charges in the Civil Department.	7,039	94	7,133
				Total Direct Charges ..	1,02,092	3,944	1,06,036
				Indirect Charges debitable to Revenue Account as per Account No. 5 ..	5,971	339	6,310
				Total Charges ..	1,08,063	4,283	1,12,346
				Balance Net Revenue ..	53,321	-1,973	51,348
GRAND TOTAL ..	1,61,384	2,310	1,63,694	GRAND TOTAL ..	1,61,384	2,310	1,63,694

*N.B.*—Last Capital Account detailed in the Administrative Accounts for 1895-96.

Construction estimate closed on 31st March 1891—*vide* G. R. No. 1411, dated 12th September 1893.

Completion Report approved in G. R. No. 827, dated 17th May 1894.

*Note*—Loss of revenue due to concession granted for wheat cultivation during the rabi season 1916-17 *vide* G. R. No. A.I.—12327, dated 18th December 1917—Rs. 224.

BHADALWADI TANK.

TANK PROJECT.

No. 4.—Interest Account for, and to end of, 1924-25.

	Amount. Rs.		Amount. Rs.
Total interest charges to end of 1923-24 .. ..	3,51,023	Net Revenue realized to end of 1923-24 as per No. 3 .. ..	53,321
Interest charges for the year 1924-25 .. ..	7,087	Net Revenue realized during 1924-25 as per No. 3 .. ..	—1,973
On Rs. 2,13,115 outlay to end of the year 1916-17 at the average rate 3.3252 per cent.		Total Net Revenue realized to end of the year as per No. 3 .. ..	51,348
		Balance net interest charges .. ..	3,06,762
Total ..	3,58,110	Total ..	3,58,110

No. 5.—Account of Indirect Charges for, and to end of, year 1924-25.

Particulars.	Previous.	1924-25.	Total.	Particulars.	Previous.	1924-25.	Total.
	Rs.	Rs.	Rs.		Rs.	Rs.	Rs.
CAPITAL ACCOUNT.				REVENUE ACCOUNT.			
				1. Capitalized abatement of Land Revenue .. ..	..	..	..
				2. Leave and Pension Allowances .. ..	5,927	324	6,251
				3. Audit and Accounts Establishment .. ..	44	15	59
			Total ..	5,971	339	6,310	

## MALADAVI TANK.

## TANK PROJECT.

## No. 4.—Interest Account for, and to end of, 1924-25.

	Amount. Rs.		Amount. Rs.
Total interest charges to end of 1923-24 .. ..	2,72,319	Net Revenue realized to end of 1923-24 as per No. 3 .. ..	..
Interest charges for the year 1924-25 .. ..	10,043	Net Revenue realized during 1924-25 as per No. 3 .. ..	..
On Rs. 3,02,040 outlay to end of 1916-17 at the average rate 3.3252 per cent.		Total Net Revenue realized to end of the year as per No. 3 .. ..	..
		Balance net interest charges .. ..	2,82,362
Total .. ..	2,82,362	Total .. ..	2,82,362

## No. 5.—Account of Indirect Charges for, and to end of, year 1924-25.

Particulars.	Previous.	1924-25.	Total.	Particulars.	Previous.	1924-25.	Total.
	Rs.	Rs.	Rs.		Rs.	Rs.	Rs.
<b>CAPITAL ACCOUNT.</b>				<b>REVENUE ACCOUNT.</b>			
1. Capitalized abatement of Land Revenue ..	875	..	875				
2. Leave and Pension Allowances ..	9,013	..	9,013				
3. Audit and Accounts Establishment ..	..	..	..				
Total ..	9,888	..	9,888				

## MALADAVI TANK.

## TANK PROJECT.

No. 6.—Statement comparing Capital Cost to end of 1924-25 with sanctioned estimates.

Particulars.	Charges against closed sanctions.			Current sanctions.			Total charges to date against old and current sanctions.
	Expenditure against construction estimate.	Expenditure against open capital sanctions.	Total.	Charges to date.	Amount of sanctioned estimate.	Unspent balance of estimate.	
1	2	3	4	5	6	7	8
	Rs.	Rs.	Rs.	Rs.	Rs.	Rs.	Rs.
<b>DIRECT CHARGES.</b>							
Works .. ..	..	..	..	2,42,869	2,43,319	450	2,42,869
Establishment ..	..	..	..	60,546	60,653	107	60,546
Tools and Plant ..	..	..	..	1,473	1,473	..	1,473
Total .. ..	..	..	..	3,04,888	3,05,445	557	3,04,888
Less—Receipts on Capital Account ..	..	..	..	2,848	774	—2,074	2,848
Net Total .. ..	..	..	..	3,02,040	3,04,671	2,631	3,02,040
<b>INDIRECT CHARGES.</b>							
Capitalized abatement of Land Revenue ..	..	..	..	875	875	..	875
Leave and Pension Allowances ..	..	..	..	9,013	9,028	15	9,013
Total .. ..	..	..	..	9,888	9,903	15	9,888
<b>GRAND TOTAL ..</b>	..	..	..	3,11,928	3,14,574	2,646	3,11,928

This work is a part of the Pravara River Irrigation Project, but separate account has been maintained until the new project is completed sufficiently to give an increased supply of water to other canals—vide Government of India's No. 1951-I, dated 18th September 1908, communicated in Government Resolution No. 2721 of 20th October 1908.

Estimate amounting to Rs. 3,14,574 for direct and indirect charges included in the above project sanctioned by the Secretary of State and communicated in Government of India's No. 171-I. of 24th June 1922—vide Government Resolution No. 2215 of 30th October 1922, has been shown here.

## BUDHIHAL TANK.

## TANK PROJECT.

No. 2.—Capital Account for, and to end of, 1924-25.

Heads of Account.	Direct Charges.			Cost of construction as now estimated.	Expenditure against closed estimates.
	Previous.	1924-25.	Total.		
1	2	3	4	5	6
<b>I.—WORKS.</b>	Rs.	Rs.	Rs.	Rs.	Rs.
<b>(1) HEAD WORKS.</b>					
A. Preliminary Expenses ..	836	..	836	1,600	..
B. Land ..	8,174	..	8,174	30,204	..
C. Masonry Works ..	45,988	..	45,988	1,50,393	..
K. Buildings ..	5,696	..	5,696	5,696	..
L. Earth-work ..	3,28,697	..	3,28,697	7,62,720	..
O. Miscellaneous ..	5,043	..	5,043	7,707	..
P. Maintenance ..	6,346	485	6,831	4,651	..
Total, Head Works ..	4,00,780	485	4,01,265	9,62,971	..
<b>(2) MAIN CANALS AND BRANCHES ..</b>	..	..	..	1,66,500*	..
Total, I.—Works ..	4,00,780	485	4,01,265	11,29,471	..
<b>II.—ESTABLISHMENT.</b>					
1 and 2. Direction and Accounts ..	90,187	98	90,285	54,973	..
3. Executive ..				1,97,617	..
Total, II.—Establishment ..	90,187	98	90,285	2,52,590	..
<b>III.—TOOLS AND PLANT ..</b>	5,097	7	5,104	16,468	..
Grand Total ..	4,96,064	590	4,96,654	13,98,529	.
V.—Less—Receipts on Capital Account ..	3,716	778	4,494	..	..
Net outlay ..	4,92,348	—188	4,92,160	13,98,529	..

\* Lump sum provision in the estimate.

BUDHIHAL TANK.

TANK PROJECT.

No. 2.—Capital Account for, and to end of, 1924-25.

Heads of Account.	Direct Charges.			Cost of construction as now estimated.	Expenditure against closed estimates.
	Previous.	1924-25.	Total.		
1	2	3	4	5	6
	Rs.	Rs.	Rs.	Rs.	Rs.
<i>Apportionment.</i>					
Chargeable to 35—Construction of Protective Irrigation Works.	36,795	..	36,795	} 13,98,529	..
Chargeable to 43—Minor Works and Navigation.	29,588	..	29,588		
Chargeable to 43—Famine Relief ..	4,25,283	..	4,25,283		
Chargeable to 55—Construction of Irrigation Works, Provincial.	682	—188	494		
Total ..	4,92,348	—188	4,92,160	13,98,529	..



## BUDHIHAL TANK.

## TANK PROJECT.

## No. 4.—Interest Account for, and to end of, 1924-25.

	Amount. Rs.		Amount. Rs.
Total interest charges to end of 1923-24 .. ..	3,16,932	Net Revenue realized to end of 1923-24 as per No. 3 .. ..	..
Interest charges for the year 1924-25 .. ..	16,399	Net Revenue realized during 1924-25 as per No. 3 .. ..	..
On Rs. 4,91,036 outlay to end of 1916-17 at the average rate 3.3252 per cent. ..	Rs. 16,328	Total, Net Revenue realized to end of the year as per No. 3 .. ..	..
On subsequent outlay Rs. 1,218 at the average rate 5.85 per cent. .. ..	71	Balance net interest charges ..	3,33,331
Total ..	3,33,331	Total ..	3,33,331

## No. 5.—Account of Indirect Charges for, and to end of, 1924-25.

Particulars.	Previous.	1924-25.	Total.	Particulars.	Previous.	1924-25.	Total.
	Rs.	Rs.	Rs.		Rs.	Rs.	Rs.
<b>CAPITAL ACCOUNT.</b>				<b>REVENUE ACCOUNT.</b>			
1. Capitalized abatement of Land Revenue ..	5,741	..	5,741				
2. Leave and Pension Allowances ..	12,626	14	12,640				
3. Audit and Accounts Establishment ..	13	5	18				
Total ..	18,380	19	18,399				

## BUDHIHAL TANK.

## TANK PROJECT.

No. 6.—Statement comparing Capital Cost to end of 1924-25 with sanctioned estimates.

Particulars.	Charges against closed sanctions.			Current sanctions.			Total charges to date against old and current sanctions.
	Expenditure against construction estimate.	Expenditure against open capital sanctions.	Total.	Charges to date.	Amount of sanctioned Estimate.	Unspent balance of Estimate.	
1	2	3	4	5	6	7	8
	Rs.	Rs.	Rs.	Rs.	Rs.	Rs.	Rs.
<b>DIRECT CHARGES.</b>							
Works ..	..	..	..	4,01,265	11,29,471	7,28,206	4,01,265
Establishment ..	..	..	..	90,285	2,52,590	1,62,305	90,285
Tools and Plant ..	..	..	..	5,104	16,468	11,364	5,104
<b>Total ..</b>	<b>..</b>	<b>..</b>	<b>..</b>	<b>4,96,654</b>	<b>13,98,529</b>	<b>9,01,875</b>	<b>4,96,654</b>
<i>Less—Receipts on Capital Account ..</i>	<i>..</i>	<i>..</i>	<i>..</i>	<i>4,494</i>	<i>..</i>	<i>—4,494</i>	<i>4,494</i>
<b>Net Total ..</b>	<b>..</b>	<b>..</b>	<b>..</b>	<b>4,92,160</b>	<b>13,98,529</b>	<b>9,06,369</b>	<b>4,92,160</b>
<b>INDIRECT CHARGES.</b>							
Capitalized abatement of Land Revenue ..	..	..	..	5,741	20,729	14,988	5,741
Leave and Pension Allowances ..	..	..	..	12,640	35,362	22,722	12,640
Audit and Accounts ..	..	..	..	18	..	—18	18
<b>Total ..</b>	<b>..</b>	<b>..</b>	<b>..</b>	<b>18,399</b>	<b>56,091</b>	<b>37,692</b>	<b>18,399</b>
<b>GRAND TOTAL ..</b>	<b>..</b>	<b>..</b>	<b>..</b>	<b>5,10,559</b>	<b>14,54,620</b>	<b>9,44,061</b>	<b>5,10,559</b>

Estimate sanctioned in the Secretary of State's Despatch No. 21 of 14th April 1905, as per Government of India's No. 793-I. of 17th June 1905, communicated in Government Resolution No. 2002 of 1st August 1905.

## NIRA RIGHT BANK CANAL.

## CANAL PROJECT.

No. 2.—Capital Account for, and to end of, 1924-25.

Heads of Account.	Direct Charges.			Cost of construction as now estimated.	Expenditure against closed estimates.
	Previous.	1924-25.	Total.		
	2	3	4		
	Rs.	Rs.	Rs.	Rs.	Rs.
<b>I.—WORKS.</b>					
<b>(1) HEAD WORKS.</b>					
A. Preliminary Expenses .. .. .	45,160	..	45,160	55,451	..
B. Land .. .. .	1,54,251	5,32,355	6,86,606	15,52,351	..
C. Works .. .. .	80,96,628	9,84,458	90,81,086	1,74,17,686	..
K. Buildings .. .. .	2,39,200	2,847	2,42,047	3,75,407	..
M. Plantations .. .. .	..	..	..	5,000	..
O. Miscellaneous .. .. .	49,482	2,810	52,292	1,21,348	..
P. Maintenance .. .. .	91,370	14,647	1,06,017	1,87,761	..
<b>Total, Head Works .. .. .</b>	<b>86,76,091</b>	<b>15,37,117</b>	<b>1,02,13,208</b>	<b>1,97,15,004</b>	<b>..</b>
<b>(2) MAIN CANALS AND BRANCHES.</b>					
A. Preliminary Expenses .. .. .	2,44,099	1,699	2,45,798	3,02,737	..
B. Land .. .. .	2,25,297	51,686	2,76,983	3,48,902	..
C. Works .. .. .	..	6,20,174	6,20,174	..	..
D. Regulators .. .. .	3,70,059	43,879	4,13,938	6,21,300	..
F. River and hill torrent works .. .. .	26,57,585	94,764	27,52,349	38,14,825	..
G. Bridges .. .. .	3,27,202	11,713	3,38,915	3,39,960	..
H. Escapes .. .. .	26,938	16,902	43,840	64,446	..
K. Buildings .. .. .	2,86,076	22,598	3,08,674	9,05,104	..
L. Earth-work .. .. .	80,42,236	6,29,418	86,71,654	1,17,73,522	..
M. Plantations .. .. .	72,403	5,826	78,229	1,07,000	..
O. Miscellaneous .. .. .	56,035	6,365	62,400	90,338	..
P. Maintenance .. .. .	1,07,121	19,879	1,27,000	2,20,500	..
Q. Loss on Stock .. .. .	1,395	206	1,601	..	..
<b>Total, Main Canals and Branches .. .. .</b>	<b>1,24,16,446</b>	<b>15,25,109</b>	<b>1,39,41,555</b>	<b>1,85,88,634</b>	<b>..</b>
<b>(3) DISTRIBUTARIES.</b>					
A. Preliminary Expenses .. .. .	91,746	6,960	98,706	1,41,253	..
B. Land .. .. .	1,129	6,068	7,197	3,63,270	..
C. Works .. .. .	5,05,966	—3,59,263	1,46,703	79,27,770	..
O. Miscellaneous .. .. .	1,648	..	1,648	..	..
<b>Total, Distributaries .. .. .</b>	<b>6,00,489</b>	<b>—3,46,235</b>	<b>2,54,254</b>	<b>84,32,293</b>	<b>..</b>
<b>Carried over .. .. .</b>	<b>2,16,93,026</b>	<b>27,15,991</b>	<b>2,44,09,017</b>	<b>4,67,35,931</b>	<b>..</b>

## NIRA RIGHT BANK CANAL.

## CANAL PROJECT.

## No. 2.—Capital Account for, and to end of, 1924-25.

Heads of Account.	Direct Charges.			Cost of construction as now estimated.	Expenditure against closed estimates
	Previous.	1924-25.	Total.		
1	2	3	4	5	6
	Rs.	Rs.	Rs.	Rs.	Rs.
Brought forward ..	2,16,93,026	27,15,991	2,44,09,017	4,67,35,931	..
I.—WORKS— <i>contd.</i>					
(6) Special Tools and Plants ..	18,78,388	60,643	19,39,031	23,70,656	..
Total, I—Works ..	2,35,71,414	27,76,634	2,63,48,048	4,91,06,587	..
II.—ESTABLISHMENT.					
1 and 2. Direction and Accounts ..	} 50,52,953	5,55,322	56,08,275	1,00,96,550	..
3. Executive ..					
Total, Establishment ..	50,52,953	5,55,322	56,08,275	1,00,96,550	..
III.—TOOLS AND PLANT ..	9,75,312	40,341	10,15,653	17,09,968	..
IV.—Suspense Accounts ..	6,48,348 } (a) 223 }	-5,89,607	{ 58,741 } { 223 }	..	..
Grand Total ..	3,02,48,027 } 223 }	27,82,690	3,30,30,940	6,09,13,105	..
Deduct—Receipts on Capital account and salvage value of tools and plant on completion of Right Bank Canal and Lloyd Dam. Rs. 7,14,050 Do, Vir Reservoir. Rs. 1,25,000	..	..	..	8,39,050	..
Net ..	3,02,48,250	27,82,690	3,30,30,940	6,00,74,055	..
V.—Less—Receipts on Capital Account	63,599	(A) 21,299	84,898	..	..
Net Outlay ..	3,01,84,651	27,61,391	3,29,46,042	6,00,74,055	..
<i>Apportionment.</i>					
Chargeable to 35, Construction of Protective Irrigation Works ..	1,92,67,468	..	1,92,67,468	} 6,00,74,055	..
Chargeable to 55, Construction of Irrigation Works ..	1,09,17,183	27,61,391	1,36,78,574		
Total ..	3,01,84,651	27,61,391	3,29,46,042	6,00,74,055	..

(A) Includes Rs. 2,333 for the Nira Valley Development Project as detailed below:—

Works ..	Rs. 1,474
Establishment ..	.. 797
Tools and Plant ..	.. 62
	Rs. 2,333

(a) Suspense entry during 1923-24 brought in previous columns of this Project.

## NIRA RIGHT BANK CANAL.

## CANAL PROJECT.

No. 3.—Revenue Account for, and to end of, 1924-1925.

Receipts.	TOTAL.			Charges.	TOTAL.		
	Previous.	1924-25.	Total.		Previous.	1924-25.	Total.
	Rs.	Rs.	Rs.		Rs.	Rs.	Rs.
<b>I.—DIRECT RECEIPTS.</b>				<b>IV.—ESTABLISHMENT.</b>			
1. Water - rates from Irrigation ..	...	..	...	1 and 2. Direction and Accounts ..	...	424	424
				3. Executive ..			
				Total ..	...	424	424
Total ..	...	..	...				
<b>II.—INDIRECT RECEIPTS.</b>				<b>VI.—REFUNDS OF REVENUE..</b>	...	..	...
Irrigation share of Land Revenue collected in the Civil Department.	...	..	...	Suspense Account.	...	..	...
				Total ..	...	424	424
				Share of collection charges in the Civil Department.	...	..	...
				Total, Direct Charges ..	...	424	424
				Indirect charges debitable to Revenue Account as per Account No. 5 ..	...	59	59
Total ..	...	..	...	Total, Charges ..	...	483	483
				Balance, Net Revenue ..	...	—483	—483
<b>GRAND TOTAL ..</b>	...	..	...	<b>GRAND TOTAL ..</b>	...	..	...

NIRA RIGHT BANK CANAL.

CANAL PROJECT.

No. 4.—Interest Account for, and to end of, 1924-25.

	Amount. Rs.		Amount. Rs.
Total interest charges to end of 1923-24 .. .. .	65,33,618	Net Revenue realized to end of 1923-24 as per No. 3 .. .. .	..
Interest charges for the year 1924-25 .. .. .	15,75,424	Net Revenue realized during 1924-25 as per No. 3 .. .. .	—483
On Rs. 1,07,39,412 outlay to end of the year 1916-17 at the average rate 3.3252 per cent. ..	Rs. 3,57,107	Total Net Revenue realized to end of the year as per No. 3 .. .. .	—483
On subsequent outlay Rs. 2,08,25,935 (from 1917-18 to 1923-24 and half of 1924-25) at the flat rate 5.85 per cent. ..	12,18,317	Balance net interest charges ..	81,09,525
Total ..	81,09,042	Total ..	81,09,042

No. 5.—Account of Indirect Charges for, and to end of, year 1924-25.

Particulars.	Previous.	1924-25.	Total.	Particulars.	Previous.	1924-25.	Total.
<b>CAPITAL ACCOUNT.</b>	Rs.	Rs.	Rs.	<b>REVENUE ACCOUNT.</b>	Rs.	Rs.	Rs.
1. Capitalized abatement of Land Revenue ..	64,950	26,218	91,168	1. Capitalized abatement of Land Revenue ..	..	..	..
2. Leave and Pension Allowances ..	7,07,413	77,745	7,85,158	2. Leave and Pension Allowances ..	..	59	59
3. Audit and Accounts Establishment ..	83,493	27,766	1,11,259	3. Audit and Accounts Establishment ..	..	..	..
Total ..	8,55,856	1,31,729	9,87,585	Total ..	..	59	59

## NIRA RIGHT BANK CANAL.

## CANAL PROJECT.

No. 6.—Statement comparing Capital Cost to end of 1924-25 with sanctioned Estimates.

Particulars.	Charges against closed sanctions.			Current sanctions.			Total charges to date against old and current sanctions.
	Expenditure against construction estimate.	Expenditure against open capital sanctions.	Total.	Charges to date.	Amount of sanctioned estimate.	Unspent balance of estimate.	
1	2	3	4	5	6	7	8
<b>DIRECT CHARGES.</b>	Rs.	Rs.	Rs.	Rs.	Rs.	Rs.	Rs.
Works ..	..	..	..	2,63,48,048	4,91,06,587	2,27,58,539	2,63,48,048
Establishment ..	..	..	..	56,08,275	1,00,96,550	44,88,275	56,08,275
Tools and Plant ..	..	..	..	10,15,653	17,09,968	6,94,315	10,15,653
Suspense Accounts ..	..	..	..	58,964	..	-58,964	58,964
Total ..	..	..	..	3,30,30,940	6,09,13,105	2,78,82,165	3,30,30,940
Deduct—Receipts on Capital account and salvage value of tools and plant on completion of work ..	..	..	..	..	8,39,050	8,39,050	..
Net ..	..	..	..	3,30,30,940	6,00,74,055	2,70,43,115	3,30,30,940
Less—Receipts on Capital Account ..	..	..	..	84,898	..	-84,898	84,898
Net Total ..	..	..	..	3,29,46,042	6,00,74,055	2,71,28,013	3,29,46,042
<b>INDIRECT CHARGES.</b>							
Capitalized abatement of Land Revenue ..	..	..	..	91,168	3,82,150	2,90,982	91,168
Leave and Pension Allowances ..	..	..	..	7,85,158	14,13,515	6,28,357	7,85,158
Audit and Accounts ..	..	..	..	1,11,259	1,07,223	-4,036	1,11,259
Total ..	..	..	..	9,87,585	19,02,888	9,15,303	9,87,585
<b>GRAND TOTAL</b> ..	..	..	..	3,39,33,627	6,19,76,943	2,80,43,316	3,39,33,627

(1) Estimate amounting to Rs. 6,85,97,828 (inclusive of indirect charges) for the complete Nira Valley Development Project including the Bhatgar Reservoir and the Nira Right and Left Bank Canals, has been sanctioned by the Secretary of State in despatch No. 3-P. W., dated 18th September 1924, communicated by Government of India in letter No. I.—1/23 dated 1st December 1924, printed in G. R. (P. W. D.) No. 1984, dated 14th May 1925.

(2) The Estimate of Rs. 6,19,76,943 excludes Rs. 65,20,835 (inclusive of indirect charges) on actual capital expenditure on the Left Bank Canal up to end of 1922-23 which is kept separate under Government orders.

REVISION OF THE GOKAK CANAL EXTENSION PROJECT.

CANAL PROJECT.

No. 2.—Capital Account for, and to end of, year 1924-25.

Heads of Account.	Direct Charges.			Cost of Construction as now estimated.	Expenditure against closed estimates.
	Previous.	1924-25.	Total.		
1	2	3	4	5	6
(2) MAIN CANAL AND BRANCHES.	Rs.	Rs.	Rs.	Rs.	Rs.
A. Preliminary Expenses ..	65,944	1,685	67,629		
Total, Main Canals and Branches ..	65,944	1,685	67,629		
Total, I—Works ..	65,944	1,685	67,629		
II.—ESTABLISHMENT.					
1 and 2. Direction and Accounts ..	27,662	724	28,386		
3. Executive ..					
Total, Establishment ..	27,662	724	28,386		
III.—TOOLS AND PLANT ..	2,785	59	2,844		
GRAND TOTAL ..	96,391	2,468	98,859		
V—Less—Receipts on Capital Account Net Outlay ..	96,391	2,468	98,859	67,865	
<i>Apportionment.</i>					
Chargeable to 55—Construction of Irrigation Works.	96,391	2,468	98,859	67,865	
Total ..	96,391	2,468	98,859	67,865	



REVISION OF GOKAK CANAL EXTENSION PROJECT.

No. 4.—Interest Account for, and to end of, year 1924-25.

	Amount. Rs		Amount. Rs.
Total interest charges to end of 1923-24 .. ..	6,329	Net Revenue realized to end of 1923-24 as per Part III .. ..	..
Interest charges for the year 1924-25 .. ..	5,711	Net Revenue realized during 1924-25 as per Part III .. ..	..
On Rs. 97,625 (outlay from the year 1921-22 to 1923-24 plus half outlay during 1924-25. 5,711		Total, Net Revenue realized to end of the year as per Part III .. ..	..
		Balance net interest charges ..	12,040
Total ..	12,040	Total ..	12,040

No. 5.—Account of Indirect Charges for, and to end of, year 1924-25.

Particulars.	Previous.	1924-25.	Total.	Particulars.	Previous.	1924-25.	Total.
	Rs.	Rs.	Rs.				
<b>CAPITAL ACCOUNT.</b>				<b>REVENUE ACCOUNT.</b>			
1. Capitalized abatement of Land Revenue ..	..	..	..				
2. Leave and Pension Allowances ..	3,872	101	3,973				
3. Audit and Accounts Establishment ..	660	17	677				
Total ..	4,532	118	4,650				

REVISION OF THE COKAK CANAL EXTENSION PROJECT.

CANAL PROJECT.

No. 6.—Account of Indirect Charges for, and to end of, year 1924-25.

Particulars.	Charges against closed sanctions.			Current sanctions.			*Total charges to date against old and current sanctions.
	Expenditure against construction estimate.	Expenditure against open Capital sanctions.	Total.	Charges to date.	Amount of sanctioned estimate.	Unspent balance of estimate.	
1	2	3	4	5	6	7	8
<b>DIRECT CHARGES.</b>	Rs.	Rs.	Rs.	Rs.	Rs.	Rs.	Rs.
Works ..	..	..	..	67,629	..	..	67,629
Establishment ..	..	..	..	28,386	..	..	28,386
Tools and Plant ..	..	..	..	2,844	..	..	2,844
Total ..	..	..	..	98,859	..	..	98,859
Less—Receipts on Capital Accounts ..	..	..	..	..	..	..	..
Net Total ..	..	..	..	98,859	67,865	—30,994	98,859
<b>INDIRECT CHARGES.</b>							
Capitalized abatement of Land Revenue ..	..	..	..	..	..	..	..
Leave and Pension Allowances ..	..	..	..	3,973	..	—3,973	3,973
Audit and Accounts ..	..	..	..	677	..	—677	677
Total ..	..	..	..	4,650	..	—4,650	4,650
<b>GRAND TOTAL ..</b>	..	..	..	1,03,509	67,865	—35,644	1,03,509

\* Estimate sanctioned in G. R. (P.W.D.) No. 654, dated 6th December 1923.

## VICTORIA TANK.

## TANK PROJECT.

No. 2.—Capital Account for, and to end of, 1924-25.

Heads of Account.	Direct Charges.			Cost of Construction as now estimated.	Expenditure against closed estimates.
	Previous.	1924-25.	Total.		
1	2	3	4	5	6
I.—WORKS.	Rs.	Rs.	Rs.	Rs.	Rs.
(1) HEAD WORKS.					
A. Preliminary Expenses .. ..	..	..	..	600	..
B. Land .. ..	4,052	..	4,052	13,200	..
C. Masonry Works .. ..	2,352	..	2,352	60,033	..
K. Buildings .. ..	..	..	..	1,000	..
L. Earth-work .. ..	45,742	..	45,742	2,72,099	..
P. Maintenance .. ..	787	20	807	712	.
Total, Head Works .. ..	52,933	20	52,953	3,47,644	..
(2) MAIN CANALS AND BRANCHES.					
A. Preliminary Expenses .. ..	..	..	..	200	..
B. Land .. ..	..	..	..	80	..
C. Masonry Works .. ..	..	..	..	4,500	..
K. Buildings .. ..	..	..	..	200	..
L. Earth-work .. ..	..	..	..	1,420	..
Total, Main Canals and Branches .. ..	..	..	..	6,400	..
Total I.—Works .. ..	52,933	20	52,953	3,54,044	..
II.—ESTABLISHMENT.					
1 & 2. Direction and Accounts .. ..	11,172	11	11,183	17,038	..
3. Executive .. ..				61,337	..
Total II.—Establishment .. ..	11,172	11	11,183	78,375	..
Carried over .. ..	64,105	31	64,136	4,32,419	..

ADMINISTRATIVE ACCOUNTS FOR THE YEAR 1924-25. 373

VICTORIA TANK.

TANK PROJECT.

No. 2.—Capital Account for, and to end of, 1924-25.

Heads of Account.	Direct Charges.			Cost of Construction as now estimated.	Expenditure against closed estimates.
	Previous.	1924-25.	Total.		
1	2	3	4	5	6
Brought forward ..	Rs. 64,105	Rs. 31	Rs. 64,136	Rs. 4,32,419	Rs. ..
III.—TOOLS AND PLANT ..	726	1	727	5,111	..
IV.—SUSPENSE ACCOUNTS ..					
GRAND TOTAL ..	64,831	32	64,863	4,37,530	..
V.—Less—Receipts on Capital Account. .. ..	2,217	150	2,367	..	..
Net Outlay ..	62,614	—118	62,496	4,37,530	..
<i>Apportionment.</i>					
Chargeable to 43—Minor Works and Navigation .. ..	18,251	..	18,251	} 4,37,530	..
Chargeable to 55—Construction of Irrigation Works—Provincial ..	—341	—118	—459		
Chargeable to 33—Famine Relief ..	44,704	..	44,704		
Total ..	62,614	—118	62,496	4,37,530	..

## VICTORIA TANK

## TANK PROJECT.

## No. 4.—Interest Account for, and to end of, 1924-25.

	Amount. Rs.		Amount. Rs.
Total interest charges to end of 1923-24 .. .. .	37,646	Net Revenue realised to end of 1923-24 as per No. 3 .. .. .	..
Interest charges for the year 1924-25 .. .. .	2,281	Net Revenue realized during 1924-25 as per No. 3 .. .. .	..
On Rs. 54,565 outlay to end of the year 1916-17 at the average rate 3·3252 per cent. ..	Rs. 1,814	Total Net Revenue realized to end of the year as per No. 3 .. .. .	..
On subsequent outlay Rs. 7,990—(from 1917-18 to 1923-24 and half of 1924-25) at the flat rate 5·85 per cent. ..	467	Balance net interest charges ..	39,927
Total ..	39,927	Total ..	39,927

## No. 5.—Account of Indirect Charges for, and to end of, year 1924-25.

Particulars.	Previous.	1924-25.	Total.	Particulars.	Previous.	1924-25.	Total.
	Rs.	Rs.	Rs.		Rs.	Rs.	Rs.
<b>CAPITAL ACCOUNT.</b>				<b>REVENUE ACCOUNT.</b>			
1. Capitalized abatement of Land Revenue ..	2,463	..	2,463	1. Capitalized abatement of Land Revenue ..			
2. Leave and Pension Allowances ..	1,566	2	1,568	2. Leave and Pension Allowances ..			
3. Audit and Accounts Establishment ..	..	..	..	3. Audit and Accounts Establishment ..			
Total ..	4,029	2	4,031	Total ..			

VICTORIA TANK.

TANK PROJECT.

No. 6.—Statement comparing Capital Cost to end of 1924-25 with sanctioned Estimates.

Particulars.	Charges against closed sanctions.			Current sanctions.			*Total charges to date against old and current sanctions.
	Expenditure against construction estimate.	Expenditure against open capital sanctions.	Total.	Charges to date.	Amount of sanctioned estimate.	Unspent balance of estimate.	
1	2	3	4	5	6	7	8
	Rs.	Rs.	Rs.	Rs.	Rs.	Rs.	Rs.
<b>DIRECT CHARGES.</b>							
Works .. ..	..	..	..	52,953	3,54,044	3,01,091	52,953
Establishment ..	..	..	..	11,183	78,375	67,192	11,183
Tools and Plant ..	..	..	..	727	5,111	4,384	727
Total ..	..	..	..	64,863	4,37,530	3,72,667	64,863
Less—Receipts on Capital Account ..	..	..	..	2,367	..	—2,367	2,367
Net Total ..	..	..	..	62,496	4,37,530	3,75,034	62,496
<b>INDIRECT CHARGES.</b>							
Capitalized abatement of Land Revenue ..	..	..	..	2,463	12,500	10,037	2,463
Leave and Pension Allowances ..	..	..	..	1,568	10,973	9,405	1,568
Total ..	..	..	..	4,031	23,473	19,442	4,031
GRAND TOTAL ..	..	..	..	66,527	4,61,003	3,94,476	66,527

\* Government of India's No. 449-I of 22nd March 1905—vide G. R. No. 1218, dated 6th May 1905.

## SUKI RIVER.

## TANK PROJECT.

No. 4.—Interest Account for, and to end of, 1924-25.

	Amount. Rs.		Amount. Rs.
Total interest charges to end of 1923-24 .. ..	6,436	Net Revenue realized to end of 1923-24 as per No. 3 .. ..	..
Interest charges for the year 1924-25 .. ..	503	Net Revenue realized during 1924-25 as per No. 3 .. ..	..
On Rs. 15,139 outlay to end of the year 1916-17 at the average rate 3·3252 per cent. ..	503	Total Net Revenue realized to end of the year as per No. 3 ..	..
		Balance net interest charges ..	6,939
Total ..	6,939	Total ..	6,939

No. 5.—Account of Indirect Charges for, and to end of, 1924-25.

Particulars.	Previous.	1924-25.	Total.	Particulars.	Previous.	1924-25.	Total.
	Rs.	Rs.	Rs.		Rs.	Rs.	Rs.
<b>CAPITAL ACCOUNT.</b>				<b>REVENUE ACCOUNT.</b>			
1. Capitalized abatement of Land Revenue ..	..	..	..				
2. Leave and Pension Allowances ..	385	..	385				
3. Audit and Accounts Establishment ..	..	..	..				
Total ..	385	..	385	Total ..	..	..	..

SUKI RIVER.

TANK PROJECT.

No. 6.—Statement comparing Capital Cost to end of 1924-25 with sanctioned Estimates.

Particulars.	Charges against closed sanctions.			Current sanctions.			Total charges to date against old and current sanctions.
	Expenditure against construction estimate.	Expenditure against open capital sanctions.	Total.	Charges to date.	Amount of sanctioned estimate.	Unspent balance of estimate.	
1	2	3	4	5	6	7	8
	Rs.	Rs.	Rs.	Rs.	Rs.	Rs.	Rs.
<b>DIRECT CHARGES.</b>							
Works .. ..	..	..	..	12,212	..	-12,212	12,212
Establishment ..	..	..	..	2,749	..	-2,749	2,749
Tools and Plant ..	..	..	..	178	..	-178	178
Total ..	..	..	..	15,139	..	-15,139	15,139
Less—Receipts on Capital Account ..	..	..	..	..	..	..	..
Net Total ..	..	..	..	15,139	..	-15,139	15,139
<b>INDIRECT CHARGES.</b>							
Leave and Pension Allowances ..	..	..	..	385	..	-385	385
Total ..	..	..	..	385	..	-385	385
<b>GRAND TOTAL ..</b>	..	..	..	15,524	..	-15,524	15,524

Undertaken as a Famine Relief Work and the famine outlay at normal rates has been adjusted during the year 1911-12. Outlay without estimate approved in Government Resolution, No. A. I.—6022, dated 7th June 1913.



378 PUBLIC WORKS DEPARTMENT, IRRIGATION BRANCH.

WORKS FOR WHICH ONLY REVENUE ACCOUNTS ARE KEPT.

SIND.

No. 3.—Revenue Account for, and to end of, 1924-25.

Receipts.	TOTAL.			Charges.	TOTAL.		
	Previous.	1924-25.	Total.		Previous.	1924-25.	Total.
<b>I.—DIRECT RECEIPTS.</b>	Rs.	Rs.	Rs.		Rs.	Rs.	Rs.
1. Water-rates from Irrigation ..	5,67,243	..	5,67,243	<b>I.—EXTENSIONS AND IMPROVEMENTS</b> ..	26,97,622	..	26,97,622
3. Sales of water ..	2,745	..	2,745				
4. Water-supply of towns ..	1	..	1				
5. Plantations ..	3,33,528	..	3,33,528				
6. Other canal produce ..							
8. Navigation ..	666	..	666				
9. Rents of buildings ..	35,081	..	35,081				
10. Fines ..	42,806	..	42,806	<b>II.—MAINTENANCE AND REPAIRS</b> ..	1,34,12,936	..	1,34,12,936
11. Miscellaneous receipts ..	4,78,294	..	4,78,294				
12. Recoveries of Expenditure ..	4,366	..	4,366				
13. Deduct—refunds ..	98	..	98				
Receipts from 1874-75 to 1899-1900 ..	12,02,054	..	12,02,054				
Total ..	26,66,686	..	26,66,686				
<b>II.—INDIRECT RECEIPTS.</b>							
Irrigation share of Land Revenue collected in the Civil Department.	5,24,61,850	..	5,24,61,850	<b>IV.—ESTABLISHMENT.</b>			
4 per cent. on 9/10ths of the proceeds from sales of occupancy rights per Govt. of India Nos. 53 & 58-A. I., dated respectively 20th June and 1st August 1889, communicated in Government Resolution No. 1209, dated 10th July, and No. 1913, dated 7th November 1889 ..	10,10,138	..	10,10,138	1 & 2. Direction and Accounts ..	32,02,309	..	32,02,309
Receipts from 1874-75 to 1899-1900 ..	4,71,38,677	..	4,71,38,677	3. Executive ..			
Total ..	10,06,10,665	..	10,06,10,665				
Total Receipts ..	10,32,77,351	..	10,32,77,351	<b>V.—TOOLS AND PLANT</b> ..	54,483	..	54,483
Carried over ..	10,32,77,351	..	10,32,77,351	Carried over ..	1,93,67,350	..	1,93,67,350

ADMINISTRATIVE ACCOUNTS FOR THE YEAR 1924-25. 379

WORKS FOR WHICH ONLY REVENUE ACCOUNTS ARE KEPT.

SIND.

No. 3.—Revenue Account for, and to end of, 1924-1925.

Receipts.	TOTAL.			Charges.	TOTAL.		
	Previous.	1924-25.	Total.		Previous.	1924-25.	Total.
	Rs.	Rs.	Rs.		Rs.	Rs.	Rs.
Brought forward ..	10,32,77,351	..	10,32,77,351	Brought forward ..	1,93,67,350	..	1,93,67,350
<i>Note.</i> —Loss to the canal on account of difference between assessment of water-rates on jaghir lands and assessment at the ordinary rates in force for Government lands noted here per Government of India letter No. 233-I., dated 14th June 1883, communicated under Government Resolution No. 400, dated 11th August 1883.				VI.—REFUNDS OF REVENUE.	443	..	443
				Suspense Account.	1,29,373	..	1,29,373
				Total ..	1,94,97,166	..	1,94,97,166
				Share of collection charges in the Civil Department.	32,05,116	..	32,05,116
				Total Direct Charges	2,27,02,282	..	2,27,02,282
				Indirect Charges debitable to Revenue Account as per Account No. 5	65,173	..	65,173
				Receipts from 1874-75 to 1899-1900 ..	2,22,85,677	..	2,22,85,677
				Total Charges ..	4,50,53,132	..	4,50,53,132
				Balance Revenue Net ...	5,82,24,219	..	5,82,24,219
				GRAND TOTAL ..	10,32,77,351	..	10,32,77,351
To end of 1922-23	Rs. 42,61,803						
Loss for 1924-25	..						
Total ..	42,61,803						
GRAND TOTAL ..	10,32,77,351	..	10,32,77,351				

N.B.—This Account has been prepared in accordance with the instructions contained in Government of India's No. 686-C.W.I., dated 10th June 1901, communicated in G.R. No. A.I.—1453, dated 12th July 1901.

The head "works for which only revenue accounts are kept" has been abolished in the accounts from the year 1923-1924. Important works have been classified under "55—Construction of Irrigation works" and the rest have been classified under works for which neither Capital nor revenue accounts are kept according to the instructions given in paragraph 18 of the Government of India (P.W.D.) Circular No. 3-P.W., dated 24th September 1921.

## WORKS FOR WHICH ONLY REVENUE ACCOUNTS ARE KEPT.

SIND,

*No. 5.—Account of Indirect Charges for, and to end of, year 1924-25.*

Particulars.	Previous.	1924-25.	Total.	Particulars.	Previous.	1924-25.	Total.
	Rs.	Rs.	Rs.		Rs.	Rs.	Rs.
CAPITAL ACCOUNT.				REVENUE ACCOUNT.			
				1. Capitalized abatement of Land Revenue ..	..	..	..
				2. Leave and Pension Allowances ..	48,835	..	48,835
				3. Audit and Accounts Establishment ..	16,338	..	16,338
				Total ..	65,173	..	65,173

---

---

Statistical Statements  
for  
Irrigation Works, Deccan and Gujarat  
*For the year 1924-25*

---

---

## STATEMENT

## Statement of Canals in the Bombay Presidency.

Source of Supply of Water.	(3)	(4)		(13)	(19)	(21)	(24)
	Shahada Channel.	Hathmati and Khari Cut Canals combined.		Jamda Canals.	Krishna Canal.	Revani Canal.	Chikhli Canal.
		Hathmati Canal.	Khari Cut Canal.				
	Gomai River.	Hathmati River.	Khari River.	Girna River.	River Krishna.	River Warna.	River Nandri.
Minimum discharge per second. } C. ft. per second.	* ...	K. 22 R. 23 H.W.	15 9 Nil.	9 28 1	* ..	{ .90 .86 .82 }	.30 .25 .40
Maximum discharge of canal. } C. ft. per second.	* ...	K. 408 R. 129 H.W.	226 162 Nil.	Left Bank. 81 Right Bank. 26 78 25 75 34	107.03	3.91	7.87
Average annual rainfall .. Inches	No gauge station maintained at canal at present.	K. 27.52 F. 0.02	25.75 0.02	24.96 Left Bank. Right Bank.	25.18	26.54	21.83
Gross area commanded .. Acres.	3,000	44,744	32,000	37,122 9,166	28,327	3,813	1,871
Culturable area commanded .. ..	3,000	28,840	20,000	33,124 7,061	26,453	3,624	1,478
Area irrigable by complete project .. ..	3,000	11,336	16,000	3,500 1,500	12,320	1,920	1,478
Area irrigable at present .. ..	2,400	8,000	16,000	3,500 1,500	12,320	1,920	1,478
Sanctioned Estimate—							
Direct charges .. Rs.	92,117	4,96,805	5,79,678	10,02,626	8,59,429	56,324	53,803
Indirect charges. ..	5,484	30,086	30,651	50,202	51,644	3,124	3,612
Interest during construction.. ..	...	2,37,687	..	.....	7,83,613	...	...
Total, Estimate ..	97,601	7,64,578	6,10,329	10,52,828	17,34,686	59,448	57,415

\* The discharges recorded were found to be

I-A.

excluding Sind, for the year 1924-25.

(27) Gokak Canal, 1st Section and Storage Works.	(32) Dharma Canal.	(33) Kadwa River Works.			(34) Girna Left Bank.	(35) Pravara River Works.	(36) Godavari Canals.	
		Palkhed Canal.	Ojhar Tambat Canal.	Wadali Canal.	Chankapur Tank.	Lakh Canal.	Right Bank Canal.	Left. Bank Canal.
River Ghatpra- bha and Storage Works.	River Dharma.	Kadwa River.	Ban- ganga River.	Kadwa River.	Girna River.	Pravara River.	Godavari River.	
...	...	12	2	1	11	5	45	17
...	...	14	1	5	11	5	158	27
...	...	8	5	1	14	1	43	48
Canal Mills.								
66 68	312·00	65	14	12	80	8	318	164
66 68	88·79	58	12	13	81	11	375	165
21 68	...	40	9	5	76	11	304	134
20·40	81·87	25·45	19·72	19·99	17·31	21·51	25·86	19·88
18,668	13,562	28,832	8,055	3,486	29,182	29,913	1,44,310	88,080
17,627	12,870	26,280	7,421	2,729	25,200	25,536	1,36,390	83,000
17,627	12,870	23,466	6,824	2,433	8,500	(c) 22,760	49,331	30,109
17,627	12,870	(b) 11,853	(b) 3,384	(b) 2,785	8,500	(c) 11,280	49,331	30,109
13,86,490	95,582	2,38,087	14,541	29,771	19,69,449	3,75,189	95,46,098	
81,599	2,752	15,761	833	1,540	67,634	20,277	4,90,702	
1,44,865	...	2,12,554	2,411	32,150	...	3,65,298	..	
16,12,954	98,334	4,66,402	17,785	63,461	(d) 20,37,083	7,60,764	(d) 1,00,36,800	

unreliable and hence not entered,

H 1332-26a

## STATEMENT

Source of Supply of Water.	(3) Shahada Channel.	(4) Hathmati and Khari Cut Canals combined.		(13) Jamda Canals.	(19) Krishna Canal.	(21) Revari Canal.	(24) Chikhli Canal.	
		Hathmati Canal.	Khari Cut Canal.					
	Gomai River.	Hathmati River.	Khari River.	Girna River.	River Krishna.	River Warna.	River Nandni.	
Expenditure to end of 1924-25.	Direct charges. Rs.	87,995	4,93,590	7,50,058	9,98,336	8,96,174	56,771	53,803
	Indirect charges. „	6,544	27,004	{ 47,207 870	50,131	51,584	3,040	3,639
	Interest during construction „	7,132	2,37,687	..	.....	7,83,061	...	...
Total, Expenditure Rs.	1,01,671	7,58,281	7,98,135	10,48,467	17,30,819	59,811	57,442	
Works as now sanctioned—								
Main Canals, Irrigation .. Miles.	18·02	21	31	39	35·25	5·66	6·50	
Branch Canals, Irrigation .. „	....	....	8	.....	26·25	5·25	...	
Distributaries.. ..	0·57	25	27	75	...	...	...	
Of above—								
Navigable Channels .. Miles.	....	....	....	.....	...	...	...	
Works completed at end of 1924-25—								
Main Canals, Irrigation .. Miles.	18·02	21	31	39	35·25	5·00	6·50	
Branch Canals, Irrigation .. „	....	....	8	.....	28·62	5·25	...	
Distributaries .. ..	0·57	53	29·5	75	...	...	...	
Of above—								
Navigable Channels .. Miles.	....	....	....	.....	...	...	...	

I-A—contd.

(27) Gokak Canal, 1st Section and Storage Works.	(32) Dharma Canal.	(33) Kadva River Works.			(34) Girna Left Bank.	(35) Pravara River Works.	(36) Godavari Canals.	
		Palkhed Canal.	Ojhar Tambat Canal.	Wadali Canal.	Chankapur Tank.	Lakh Canal.	Right Bank Canal.	Left Bank Canal.
River Ghatprabha and Storage Works.	River Dharma.	Kadva River.	Banganga River.	Kadva River.	Girna River.	Pravara River.	Godavari River.	
13,38,592	95,509	2,72,524	7,186	28,291	19,85,742	3,52,446	97,93,491	
81,938	2,323	17,259	647	2,354	68,488	19,445	5,00,919	
17,35,466	...	3,17,565	5,044	45,031	11,88,747	3,55,414	46,83,817	
31,55,996	97,832	6,07,348	12,877	75,676	32,42,977	7,27,305	1,49,78,227	
4·10	19·00	11·00	8·00	8·62	(e) 18·61	23·00	69·00	48·00
12·03	8·15	...	..	...	...	...	5·00	..
35·43	3·71	21·50	..	...	(e) 20·67	11·00	42·25	15·25
...	...	...	..	...	...	...	...	..
4·10	19·00	11·00	4·50	8·62	(f) 18·61	23·00	(f) 69·00	(f) 48·00
12·03	8·15	..	..	...	...	...	(f) 5·00	..
35·43	3·71	(a) 13·92	..	...	(f) 20·80	9·37	(f) 42·25	(f) 15·25
...	...	...	..	...	...	...	..	..



## STATEMENT I-A—contd.

Source of Supply of Water.	(37)	(39)	(41)	(47)
	Pravara Right Bank Canal.	Pravara Left Bank Canal.	Nira Left Bank Canal.	Nira Right Bank Canal.
	Pravara River.	Pravara River.	River Nira and Reservoir at Bhatghar.	River Nira and new Reservoir at Bhatghar.
Minimum discharge per second. } C. ft. per second.	K. 73 R. 50 H. W. 50	282 203 150	1,318 34 5	.... .... ....
Maximum discharge of canal. } C. ft. per second.	K. 144 R. 126 H. W. 143	482 332 304	456	K. 1,514 1,435
Average annual rainfall .. Inches.	18.81	19.36	20.14	145*
Gross area commanded .. Acres.	(g) 73,763	(g) 1,25,044	2,74,447	5,59,657
Culturable area commanded .. "	(g) 58,415	(g) 99,025	2,27,670	4,47,726
Area irrigable by complete project .. "	(g) 16,960	(g) 28,760	1,13,280	1,32,000
Area irrigable at present .. "	(g) 16,960	(g) 28,760	1,13,280	(j) 20,000
Sanctioned Estimate—				
Direct charges.. Rs.	1,43,83,925		57,34,655	4,76,28,007
Indirect charges. ..	6,99,556		3,69,780	14,82,853
Interest during construction .. "	....		28,44,872	....
Total Estimate Rs. ..	(d) 1,50,83,481		(h) 89,49,307	(i) 4,91,10,860
Expenditure to end of 1924-25.	Direct charges. Rs.	1,33,67,288	62,71,265	3,29,46,042
	Indirect charges ..	4,51,324	3,74,266	9,87,585
	Interest during construction ..	41,77,042	86,32,560	80,82,409
Total, Expenditure. Rs.	1,79,95,654		1,52,78,091	4,20,16,036

\* Estimated rainfall in the catchment of Lake Whiting.

## STATEMENT I-A—concl'd.

Source of Supply of Water.	(37)	(39)	(41)	(47)
	Pravara Right Bank Canal.	Pravara Left Bank Canal.	Nira Left Bank Canal.	Nira Right Bank Canal.
	Pravara River.	Pravara River.	River Nira and Reservoir at Bhatghar.	River Nira and new Reservoir at Bhatghar.
Works as now sanctioned—				
Main Canals, Irrigation .. Miles.	(f) 33·00	(f) 47·12	100·25	108·6
Branch Canals, Irrigation .. ..	....	12·00	....	24·00
Distributaries .. ..	(f) 13·00	(f) 81·25	139·00	150·10
Of above—				
Navigable Chan- nels .. Miles.	....	....	....	....
Works completed at end of 1924-25—				
Main Canals, Irrigation .. Miles.	(f) 33·00	(f) 47·12	100·25	106·5
Branch Canals, Irrigation .. ..	....	(f) 12·00	..	24·00
Distributaries .. ..	(f) 13·00	(f) 81·25	139·00	150·10
Of above—				
Navigable Chan- nels .. Miles.	....	...	....	....

(a) Owing to diversion of tail portion of Palkhed Canal the length of distributaries is diminished.

(b) These figures have been revised by the Executive Engineer, Nasik Irrigation Division.

(c) Though the Lakh Canal has come into operation since the year 1870, the irrigation thereunder has not reached to its fullest project extent due to the fact (1) that the branches which were projected to irrigate greater portion of commanded area at the tail were not at all constructed and that (2) the supply at head being short the irrigation has never reached the projected maximum limit of irrigation on constructed branches and channels, and hence the area irrigable at present is much less than that arrived at by complete project.

(d) These figures are for the whole project.

(e) Includes the Girna Left Bank Canal extension, as irrigation has begun on the extension since 1921-22.

(f) As actually completed.

(g) The culturable and irrigable areas commanded as given in the second revised project of the Pravara River Works are 182,976 and 57,000 acres respectively; these include old areas (culturable and irrigable at present) under Lakh Canal, viz., 25,536 and 11,280 acres respectively. The balance is distributed between the two Pravara canals in proportion to the gross command. As irrigation has begun on the extended Pravara Left Bank Canal figures shown in the statement are for the new Canal. The figures for the old Pravara Left Bank Canal are not shown.

(h) These figures do not include the amount of widening the Nira Left Bank Canal.

K 1,514 is shown as calculated in the Nira Right Bank Canal Project, 1,435 is required with a duty of 500 acres per cusec.

(i) Inclusive of the amount of Rs. 3,73,792 (Rs. 3,65,302 as direct and Rs. 8,490 as indirect charges) for widening the Nira Left Bank Canal now known as remodelling the Nira Left Bank Canal.

(j) This pertains to Lonand Division where irrigation has commenced from the last Rabi season,

## STATEMENT

## Statement of Reservoir Projects in the Bombay

	(1)	(2)	(5)	(6)	(6a)	(7)	(8)	(9)
Source of Supply.	Gadikeri Tank.	Mavin-top Tank.	Wangroli Tank.	Tranza Tank.	Nagram-ma Tank.	Savli Tank.	Sahiat Tank.	Futelao Tank.
	Nala.	Nala.	Kharwa Nala.	Matar Drainage Channel.		Gadia Tank.	Sahiat Nala.	Local Streams
If supplied by rainfall.				(a)	(a)			
{ Area of catchment. Sq.miles.	4.68	6.25	13	...	1.5	11	12.5	7
{ Average annual rainfall. Inches.	29.69	46.10	28.83	24.63		27.08	24.32	23.93
Contents of tanks between levels of surface of full supply and sill of canal head of sluice.								
{ Millions of cubic feet ..	27.50	45.75	212.00	79.97	97.14	172.27 (b) 210.00 (c)	130	56
Area of surface at full supply.	129	170	596.87	196.00	278.00	557	662.61	193.51
Gross area commanded.	687	872	5,000	1,000	500	4,700	4,000	1,500
Culturable do. ..	687	755	5,000	888	402	4,700	4,000	1,200
Area irrigable by complete project ..	450	755	3,000	500	300	3,000	2,000 to 2,500	840
Do. at present ..	417	617	3,400	500	300	3,000	2,000	800
Wells supplied by tanks	No. Notknown	...	...	...	...	...	...	...
Sanctioned Estimate—								
Direct Charges .. Rs.	16,990	30,379	2,03,375	2,61,048		2,25,703	1,54,133	1,02,116
Indirect Charges ..	541	4,005	47,041	51,686		23,519	32,645	8,669
Interest during construction ..	...	...	...	...	...	...	...	..
Total Estimate .. Rs.	17,531	34,384	2,50,416	3,12,734		2,49,222	1,86,782	1,10,785
Expenditure to end of 1924-25.								
{ Direct Charges. Rs.	16,363	30,185	2,42,512	2,38,032		2,34,179	1,58,452	1,07,356
{ Indirect Charges ..	555	3,319	50,783	42,603		21,031	25,577	9,105
{ Interest during construction ..	...	...	...	..	..	...	...	...
Total Expenditure .. Rs.	16,918	33,504	2,93,295	2,80,635		2,55,210	1,84,029	1,16,461
Works as now sanctioned— Dam (earth or masonry) ..	Earth.	Earth.	Earth.	Earth.	Earth.	Earth.	Earth.	Earth.
Total height .. Ft.	20 feet	30.53	27.18	15.84	17.12	37.5	22.14	34.60
Canals .. Mile.	...	...	13.79	5.35	2.25	8.35	9.25	4.48
Distributaries ..	1.50	2.79	...	...	...	1.32	0.85	...
Works completed at end of 1924-25— Dam (height completed) .. Ft.	20 feet	30.53	27.18	15.84	17.12	37.5	22.14	34.60
Canals .. Mile	...	...	17.26	5.35	2.25	8.35	9.25	3.99
Distributaries ..	1.50	2.79	...	...	...	1.32	1.79	...

(a) The catchment area of the drainage channel is 13 sq. miles in addition.

(b) At provisional F. S. L. R. L. 103.50.

(c) At original F. S. L. R. L. 105.00.

## II-A.

## Presidency, excluding Sind, for 1924-25.

(10)	(11)	(12)	(14)	(15)	(16)	(17)	(18)	(20)	(22)	(23)
Lower Panjhra River Works & Mukti Tank.	Hartala Tank.	Mhasva Tank.	Bhatodi Tank.	Ekruk Tank.	Koregaon Tank.	Ashti Tank.	Pathri Tank.	Mhasvad Tank.	Upper Man River Works (Pingli Tank).	Yerla River Irrigation Works (Nehr Tank).
Local Streams.	Local Streams.	Local Streams.	Mehakri River.	Adhela River.	Nala.	Ashti Nala.	Yerai River.	Man River.	Man River.	Yerla River.
34.22	6.80	13.40	44	159	7	92	27.5	480	20.00	59.55
20.43	26.10	27.24	23.99	27.83	20.50	24.04	27.44	11.45	17.86	24.40
324	134	172	154 (d)75.82	2,616	84.35	1,419	407	2,601	192	489
509	472	421	315	4,551	202	2,830	681	(e)4,014	349.04	676.09
13,117	584	4,647	15,126	17,152	2,394	17,882	5,000	129,045	8,443	11,234
12,627	527	4,075	13,657	16,941	2,394	16,825	4,586	106,214	7,623	0,680
12,627	415	1,700	12,124	16,941	1,050	11,780	2,500	24,800	2,080	6,000
12,627	415	1,700	12,124	16,941	1,050	11,780	2,500	24,800	2,080	5,480
...	...	...	...	...	...	...	...	12	29	25
4,44,486	48,890	1,29,813	3,51,761	12,28,243	40,731	7,54,250	6,43,141	20,24,327	4,16,341	7,35,446
22,774	26,150	10,202	26,511	1,06,687	1,318	80,677	29,715	1,03,947	28,190	45,828
2,37,421	...	...	...	8,00,650	...	...	...	6,56,222	...	...
7,04,681	75,940	1,40,015	3,78,278	21,35,580	42,049	8,34,927	6,72,856	27,84,496	4,44,531	7,81,274
4,45,382	47,948	1,28,781	3,52,685	12,28,117	37,923	7,62,493	6,27,825	20,05,553	4,15,835	7,35,672
123,239	25,434	10,175	27,022	1,12,269	1,266	79,215	15,021	90,463	23,451	45,836
4,18,839	...	...	...	10,27,893	...	...	...	14,45,492	...	...
8,87,460	73,382	1,38,956	3,79,707	23,68,279	39,189	8,41,708	6,42,846	35,41,508	4,39,286	7,81,508
Earth.	Earth.	Earth.	Masonry.	Earth.	2 dams, Earth & Masonry	Earth.	Earth.	Earth.	Earth.	Earth.
65	51.50	44	50	76	71 & 16	57.75	63.75	79.79	53.50	74
...	5.50	...	4.50	48	3.75	27.50	4.66	(f)66.25	17.50	33.33
45	...	7	5.50	1.68	...	3.15	3.33	43.36	6.50	4
65	51.50	44	50	76	71 & 16	57.75	63.75	79.79	53.50	74
...	5.50	...	4.50	48	3.75	27.50	4.66	(f)66.25	17.50	33.33
45	...	7	5.50	1.68	...	3.15	3.33	43.36	6.50	4

(d) After deducting silt.

(e) Decimals have been omitted in these cases.

(f) Includes 38½ miles of Branch Canal.

## STATEMENT

Source of Supply.	(25)	(26)	(27)	(28)	(29)	(30)	(31)	(33)	
	Maini Tank	Muchkundi Tank.	Gokak Canal, 1st Section, and Storage Works.	Dambal Tank.	Medleri Tank.	Madag Tank.	Asundi Tank.	Kadva River Works (Waghad (Tank).	
	Wanga Nala.	Muchkundi Nala.	Ghatprabha River, Ghat Catchment.	Nala.	Medleri Nala	Kumudwati River.	Nala.	Kolvan River, Ghat Catchment.	
If supplied by rainfall. {	Area of catchment. Sq. miles.	51.70	26.00	1,080	43	11	5.40	23	29
	Average annual rainfall. Inches.	20.66	10.56	(a)	20.53	21.25	29.05	20.82	47.67
Contents of tanks between levels of surface of full supply and sill of canal head sluice. } Millions of cubic feet ..		183	624	907.182	113.66	57.60	54.63	74	606
	Area of surface at .. Acres and full supply. decimals.	427.76	1,059	2731.86	442	169	362	418	778
Gross area commanded. Acres.	4,876	5,570	(a)	3,000	1,916	2,851	1,800	(g)	
Culturable do. .. "	4,625	5,417	(a)	2,500	830	1,345	1,011	(g)	
Area irrigable by complete project .. "	4,625	3,417	(a)	2,500	1,052	2,186	1,011	(g)	
Do. at present .. "	4,625	750	(a)	1,000	600	1,345	1,011	(g)	
Wells supplied by tanks. No.	13	...	41	Uncertain	...	...	...	...	
Sanctioned Estimate—									
Direct Charges .. Rs.	4,70,374	1,48,200	(a)	61,162	78,237	2,32,262	67,731	4,67,662	
Indirect Charges .. "	25,794	20,220	(a)	3,744	3,468	17,144	12,754	16,835	
Interest during construction .. "	..	...	(a)	...	...	..	...	2,17,233	
Total Estimate .. Rs.	4,96,168	1,68,420	(a)	64,906	81,705	2,49,407	80,485	7,01,730	
Expenditure to end of 1924-25. } Direct Charges. Rs.	4,68,444	1,40,217	(a)	60,847	78,354	1,61,248	60,741	6,64,888	
	Indirect Charges ..	25,730	18,490	(a)	3,133	3,938	6,350	14,254	42,235
	Interest during construction. ..	...	...	(a)	...	...	...	...	4,45,241
Total Expenditure .. Rs.	4,94,174	1,58,707	(a)	63,980	81,392	1,67,598	74,995	11,52,362	
Works as now sanctioned—									
Dam (earth or masonry) ..	Earth	Masonry.	Masonry	Earth	Earth	Earth	Earth	Earth	
Total height .. Ft.	57.33	60 feet	27.00 maximum above foundation	42.25	41	100	33.95	95	
Canals .. Miles.	9.25	5.50	16.13	...	...	9	...	(g)	
Distributaries .. "	7.58	2.25	35.43	3.27	5.64	...	4.86	(g)	
Works completed at end of 1924-25—									
Dam (height completed) .. Ft.	57.33	60 feet	27.00	42.25	41	100	33.95	95	
Canals .. Miles.	9.25	5.50	4.10 main canal	...	...	9	...	(g)	
Distributaries .. "	7.58	2.25	12.03 Wadar Hatti branch	3.27	5.64	...	4.86	(g)	
			35.43						

(a) Figures are given in Statement I-A under the Girna Left Bank Canal, Godavari Right and Left Bank Canals, Nira Left and Right Bank Canals.

† Estimated rainfall in the catchments.

\* Decimals have been omitted in these cases.

(b) The tank supplies the Girna Left Bank Canal.

(c) These figures are for new Lloyd dam at Bhatgar. The heights of old dam known as Lake Whiting above lowest foundation and above lowest point in river bed were 127 feet and 108 feet respectively.

## II-A—concl'd.

(34)	(36)	(38)	(40)	(40a)	(41)	(41a)	(42)	(43)	(44)
Chankapur Tank, Girna Left Bank Canal.	Darna Reservoir Godavari Canals.	Parsul Tank.	Mutha Reservoir Lake Five, Mutha Canals.	Matoba Tank.	Bhatgar Reservoir, Nira Canal.	Shetphal Tank.	Kasurdi Tank.	Shirsuphal Tank.	Bhadalvadi Tank.
Girna River.	Darna River.	Parsul River.	Mutha River, Ghat Catchment.	Small Nala and Mutha Right Bank Canal.	Yelvandi River, Ghat Catchment.	Nira Canal.	Kasurdi Nala.	Deccan Tributary of the Bhima River.	Deccan Tributary of the Bhima River.
100	156	*17	196	10	128	2.33	6	23	23
36.16	34.63	16.91	†138	15.96	†145	18.79	16.83	16.44	18.94
1,548	7,763	*119	(h) 3,447	(j) 217	(d) 24,198	572	(j) *8	(j) *362	(j) *185
*1,043	*8,584	151	3,753	*417	(d) 9,368	898	379	*834	*335
(a)	(a)	3,337	94,087	10,700	(a)	(e) 25,000	597	4,500	3,000
(a)	(a)	3,197	(i) 49,800	7,133	(a)	(e) 25,000	478	2,500	2,400
(a)	(a)	1,000	16,800	3,250	(a)	4,200	150	1,800	2,000
(a)	(a)	1,000	16,800	3,250	(a)	4,200	150	1,800	2,000
(a)	(a)	...	..	..	(a)	...	...	...	..
(a)	(a)	2,15,366	64,62,810	1,93,000	(a)	7,04,442	40,812	2,09,460	2,14,382
(a)	(a)	8,246	2,56,743	17,500	(a)	46,435	4,778	12,822	14,342
(a)	(a)	...	56,54,209	..	(a)	55,157	..	...	..
(a)	(a)	2,23,612	1,23,73,762	2,10,500	(a)	8,06,034	45,590	2,22,282	2,28,724
(a)	(a)	2,08,007	62,50,330	Included in the figures for the Mutha Canals.	(a)	Included in the figures for the Nira Left Bank Canal shown in Statement I.A.	40,812	2,12,199	2,13,115
(a)	(a)	6,988	2,95,621		(a)		4,778	12,369	14,307
(a)	(a)	...	1,24,95,664		(a)		...	...	..
(a)	(a)	2,14,995	1,90,41,615	...	(a)	..	45,590	2,24,568	2,27,422
Masonry 92	Masonry 92	Earth 62.27	Masonry 97.84	Earth 48.41	Masonry 143 (c)	Earth 66	Earth 33.45	Earth 54.32	Earth 55.09
(b)	(a)	..	88	..	(a)	6.54	...	..	..
(a)	(a)	4.75	70	.. 17	(a)	...	1.75	12.50	9.75
92	92	62.27	97.84	48.41	100 (c)	66	33.45	54.32	55.09
(b)	(a)	..	88	..	(a)	6.54	...	..	..
(a)	(a)	4.75	67	.. 17	(a)	...	1.75	12.50	9.75

(d) These figures are for new Lloyd dam at Bhatgar.

(e) This area is also commanded by the Nira Left Bank Canal.

(g) The tanks supply the Palkhed, Ozar Tambat and Wadali Canals and their distributaries as noted in Statement I-A.

(h) Storage available after deducting 508 million cubic feet which cannot be used on account of the Poona Water Supply.

(i) Includes 7,133 acres commanded by Matoba Tank.

(j) After deducting silt deposits.

## STATEMENT

*Capital Account of Irrigation Works in the Bombay*

Name of work.	DURING			
	DIRECT CHARGES.			
	Works.	Establishment.	Tools and Plant.	Total.
1	2	3	4	5
<b>WORKS FOR WHICH CAPITAL ACCOUNTS ARE KEPT.</b>	Rs.	Rs.	Rs.	Rs.
<b>PRODUCTIVE.</b>				
<i>Works in Operation.</i>				
1. Gadikeri .. .. .	....	....	....	....
2. Mavinkop Tank .. .. .	....	....	....	....
3. Shahada Channel .. .. .	19,394	3,946	742	24,082
<b>Total, Productive .. .. .</b>	<b>19,394</b>	<b>3,946</b>	<b>742</b>	<b>24,082</b>
<b>UNPRODUCTIVE.</b>				
<i>Works in Operation.</i>				
4. Hathmati and Khari Cut Canals .. .. .	....	....	....	....
5. Wangroli Tank .. .. .	....	....	....	....
6. Tranza-Nagrama Tank .. .. .	....	....	....	....
7. Savli Tank .. .. .	....	....	....	....
8. Sahiat do. .. .. .	....	....	....	....
9. Futelao do. .. .. .	....	....	....	....
10. Lower Panjhra River Works .. .. .	....	....	....	....
11. Hartala Tank .. .. .	....	....	....	....
12. Mhaswa do. .. .. .	....	....	....	....
13. Jamda Canals .. .. .	3,383	688	129	4,200
14. Bhatodi Tank .. .. .	....	....	....	....

I-B.

*Presidency excluding Sind for, and to end of, 1924-25.*

YEAR.

		INDIRECT CHARGES.					
<i>Deduct— Receipts on Capital Account.</i>	Total.	Capitaliza- tion.	Leave and Pension Allowances.	Audit and Accounts.	Total.	Grand Total.	
6	7	8	9	10	11	12	
Rs.	Rs.	Rs.	Rs.	Rs.	Rs.	Rs.	
....	....	..	....	....	....	....	
....	....	..	....	....	....	....	
....	24,082	1,232	552	194	1,978	26,060	
....	24,082	1,232	552	194	1,978	26,060	
....	....	..	....	....	....	....	
....	....	..	....	....	....	....	
....	....	..	....	....	....	....	
....	....	..	....	....	....	....	
....	....	..	....	....	....	....	
....	....	..	....	....	....	....	
....	....	..	....	....	....	....	
....	....	..	....	....	....	....	
....	....	..	....	....	....	....	
....	4,200	..	96	34	130	4,330	
....	....	..	....	....	....	....	



## STATEMENT

Name of work.	DURING			
	DIRECT CHARGES.			
	Works.	Establishment.	Tools and Plant.	Total.
1	2	3	4	5
WORKS FOR WHICH CAPITAL ACCOUNTS ARE KEPT— <i>contd.</i>	Rs.	Rs.	Rs.	Rs.
UNPRODUCTIVE.				
15. Ekruk Tank .. ..	....	....	....	....
16. Koregaon do. .. ..	....	....	....	....
17. Ashti do. .. ..	....	....	....	....
18. Pathri do. .. ..	....	....	....	....
19. Krishna Canal .. ..	1,782	362	68	2,212
20. Mhaswad Tank .. ..	....	....	....	....
21. Revari Canal .. ..	....	....	....	....
22. Upper Man River Works .. ..	....	....	....	....
23. Yerla River Irrigation Works .. ..	2,172	442	83	2,697
24. Chikhli Canal .. ..	....	....	....	....
25. Maini Tank .. ..	2,000	407	77	2,484
26. Muchkundi Tank .. ..	....	....	....	....
27. Gokak Canal, First Section and Storage Works .. ..	25,155	10,815	872	36,842
28. Dambal Tank .. ..	....	....	....	....
29. Medleri do. .. ..	....	....	....	....
30. Madag do. .. ..	....	....	....	....
31. Asundi do. .. ..	....	....	....	....
32. Dharma Canal .. ..	....	....	....	....
33. Kadva River Works .. ..	57	31	2	90
34. Chankapur Tank .. ..	2,556	1,383	108	4,047

I-B-- contd.

YEAR.

		INDIRECT CHARGES.				
<i>Deduct— Receipts on Capital Account.</i>	Total.	Capita- lization.	Leave and Pension Allowances.	Audit and Accounts.	Total.	Grand Total.
6	7	8	9	10	11	12
Rs.	Rs.	Rs.	Rs.	Rs.	Rs.	Rs.
....	....	..	....	....	....	....
....	....	..	....	....	....	....
....	....	..	....	....	....	....
....	....	..	....	....	....	....
....	2,212	..	51	18	69	2,281
....	....	..	....	....	....	....
....	....	..	....	....	....	....
....	....	..	....	....	....	....
....	2,697	..	62	22	84	2,781
....	....	..	....	....	....	....
....	2,484	..	57	20	77	2,561
....	....	..	....	....	....	....
....	36,842	..	1,514	252	1,766	38,608
....	....	..	....	....	....	....
....	....	..	....	....	....	....
....	....	..	....	....	....	....
....	....	..	....	....	....	....
....	....	..	....	....	....	....
....	90	..	4	1	5	95
....	4,047	..	194	26	220	4,267

## STATEMENT

Name of work.	DURING			
	DIRECT CHARGES.			
	Works.	Establishment.	Tools and Plant.	Total.
1	2	3	4	5
<b>WORKS FOR WHICH CAPITAL ACCOUNTS ARE KEPT—contd.</b>	Rs.	Rs.	Rs.	Rs.
<b>UNPRODUCTIVE—contd.</b>				
35. Pravara River Works—Lakh Canal ..	....	....	....	....
36. Godavari Canal .. ..	23,734	13,599	1,001	38,334
37. Pravara River Works .. ..	1,89,781	1,04,541	{ 8,008 (a) 9 }	3,02,321
38. Parsul Tank .. ..	....	....	....	....
39. Pravara Left Bank Canal ..	....	....	....	....
40. Mutha Canal including Matoba Tank.	3,594	1,944	152	5,690
41. Nira Left Bank Canal and Shetphal Tank .. ..	2,069	1,369	87	3,525
42. Kasurdi Tank .. ..	....	....	....	....
43. Shirsuphal do. .. ..	....	....	....	....
44. Bhadalwadi do. .. ..	....	....	....	....
<b>Total, Works in Operation ..</b>	<b>2,56,169</b>	<b>1,35,519</b>	<b>10,574</b>	<b>4,02,262</b>
<b>Works under Construction.</b>				
45. Maladevi Tank .. ..	....	....	....	....
46. Budhihal do. .. ..	485	98	7	590
47. Nira Right Bank Canal ..	27,76,634	5,55,322	{ 40,341 (a) 5,89,607 }	27,82,690
48. Gokak Canal Survey .. ..	1,685	724	59	2,468
49. Victoria Tank .. ..	20	11	1	32
50. Suki River .. ..	....	....	....	....
<b>Total, Works under Construction ..</b>	<b>27,78,824</b>	<b>5,56,155</b>	<b>5,49,199</b>	<b>27,85,780</b>

(a) Suspense account.

I-B—contd.

YEAR.

		INDIRECT CHARGES.				
<i>Deduct— Receipts on Capital Account.</i>	Total.	Capita- lization.	Leave and Pension Allowances.	Audit and Accounts.	Total.	Grand Total.
6	7	8	9	10	11	12
Rs.	Rs.	Rs.	Rs.	Rs.	Rs.	Rs.
....	....	..	....	....	....	....
....	38,334	..	1,904	237	2,141	40,475
104	3,02,217	2,254	14,636	1,898	18,788	3,21,005
....	....	..	....	....	....	....
....	....	..	....	....	....	....
....	5,690	..	272	36	308	5,998
....	3,525	..	192	21	213	3,738
....	....	..	....	....	....	....
....	....	..	....	....	....	....
....	....	..	....	....	....	....
104	4,02,158	2,254	18,974	2,563	23,791	4,25,949
....	....	..	....	....	....	....
778	188	..	14	5	19	169
21,299	27,61,391	26,218	77,745	27,766	1,31,729	28,93,120
....	2,468	..	101	17	118	2,586
150	118	..	2	....	2	116
....	....	..	....	....	....	....
22,227	27,63,553	26,218	77,862	27,788	1,31,868	28,95,421

## STATEMENT

Name of work.  1	DURING			
	DIRECT CHARGES.			
	Works.  2	Establish- ment.  3	Tools and Plant.  4	Total.  5
WORKS FOR WHICH CAPITAL ACCOUNTS ARE KEPT— <i>conld.</i>	Rs.	Rs.	Rs.	Rs.
UNPRODUCTIVE— <i>conld.</i>				
<i>Works in Abeyance.</i>				
51. Gokak Canal, Second Section ..	....	....	....	....
Total, Unproductive ..	30,34,993	6,91,674	5,38,625	31,88,042
Grand Total ..	30,54,387	6,95,620	5,37,883	32,12,124

I-B—contd.

YEAR.

		INDIRECT CHARGES.				
<i>Deduct— Receipts on Capital Account.</i>	Total.	Capita- lization.	Leave and Pension Allowances.	Audit and Accounts.	Total.	Grand Total
6	7	8	9	10	11	12
Rs.	Rs.	Rs.	Rs.	Rs.	Rs.	Rs.
....	....	..	....	....	....	....
22,331	31,65,711	28,472	96,836	30,351	1,55,659	33,21,370
22,331	31,89,793	29,704	97,388	30,545	1,57,637	33,47,430

## STATEMENT

Name of work.	TO END			
	DIRECT CHARGES.			
	Works.	Establishment.	Tools and Plant.	Total.
i	13	14	15	16
WORKS FOR WHICH CAPITAL ACCOUNTS ARE KEPT— <i>contd.</i>	Rs.	Rs.	Rs.	Rs.
PRODUCTIVE.				
<i>Works in Operation.</i>				
1. Gadikeri .. .. .	13,105	3,118	140	16,363
2. Mavinkop Tank .. ..	23,738	6,232	353	30,323
3. Shahada Channel .. ..	50,402	36,451	1,142	87,995
Total. Productive .. ..	87,245	45,801	1,635	1,34,681
UNPRODUCTIVE.				
<i>Works in Operation.</i>				
4. Hathmati and Khari Cut Canals ..	10,07,178	2,24,687	13,252	12,45,117
5. Wangroli Tank .. ..	2,13,031	28,361	1,863	2,43,255
6. Tranza-Nagrama Tank .. ..	2,22,942	14,168	924	2,38,034
7. Savli Tank .. ..	2,02,183	30,269	1,974	2,34,426
8. Sahiat do. .. ..	1,34,805	22,199	1,448	1,58,452
9. Futelao do. .. ..	88,822	17,325	1,209	1,07,356
10. Lower Panjhra River Works ..	3,67,303	74,888	3,228	4,45,419
11. Hartala Tank .. ..	33,437	11,936	2,579	47,952
12. Mhasva do. .. ..	1,01,259	26,399	1,129	1,28,787
13. Jamda Canals .. ..	7,92,018	1,92,998	13,341	9,98,357
14. Bhatodi Tank .. ..	2,73,838	70,183	9,354	3,53,375

-B—contd.

OF YEAR.

		INDIRECT CHARGES.					
<i>Deduct— Receipts on Capital Account.</i>	Total.	Capita- lization.	Leave and Pension Allowances.	Audit and Accounts.	Total.	Grand Total.	
17	18	19	20	21	22	23	
Rs.	Rs.	Rs.	Rs.	Rs.	Rs.	Rs.	
....	16,363	13	542	..	555	16,918	
138	30,185	2,101	1,218	..	3,319	33,504	
....	87,995	1,232	5,103	209	6,544	94,539	
138	1,34,543	3,346	6,863	209	10,418	1,44,961	
1,469	12,43,648	36,598	38,462	21	75,081	13,18,729	
743	2,42,512	46,793	3,972	18	50,783	2,93,295	
2	2,38,032	40,620	1,983	..	42,603	2,80,635	
247	2,34,179	16,793	4,238	..	21,031	2,55,210	
....	1,58,452	22,470	3,107	..	25,577	1,84,029	
....	1,07,356	6,680	2,425	..	9,105	1,16,461	
37	4,45,382	8,694	14,545	..	23,239	4,68,621	
4	47,948	23,052	2,382	..	25,434	73,382	
6	1,28,781	5,026	5,149	..	10,175	1,38,956	
21	9,98,336	12,015	38,058	58	50,131	10,48,467	
690	3,52,685	13,023	13,999	..	27,022	3,79,707	



## STATEMENT

Name of work.  1	TO END			
	DIRECT CHARGES.			
	Works.  13	Establishment.  14	Tools and Plant.  15	Total.  16
<b>WORKS FOR WHICH CAPITAL ACCOUNTS ARE KEPT—contd.</b>	Rs.	Rs.	Rs.	Rs.
<b>UNPRODUCTIVE—contd.</b>				
<i>Works in operation.</i>				
15. Ekruk Tank .. ..	10,07,089	2,12,509	9,713	12,29,311
16. Koregaon do. .. ..	30,044	7,661	218	37,923
17. Ashti do. .. ..	6,13,578	1,46,014	8,293	7,67,885
18. Pathri do. .. ..	5,21,783	1,00,435	7,403	6,29,621
19. Krishna Canal .. ..	7,37,689	1,55,815	2,670	8,96,174
20. Maswad Tank .. ..	15,98,308	3,45,781	62,937	20,07,026
21. Revari Canal .. ..	47,057	9,693	21	56,771
22. Upper Man River Works ..	3,14,286	95,008	6,782	4,16,076
23. Yerla River Irrigation Works ..	6,02,586	1,26,889	8,562	7,38,037
24. Chikhli Canal .. ..	39,984	13,611	208	53,803
25. Maini Tank .. ..	3,48,053	1,17,209	3,722	4,68,984
26. Muchkundi Tank .. ..	1,11,830	26,360	2,294	1,40,484
27. Gokak Canal, First Section and Storage Works .. ..	11,25,303	1,91,921	22,108	13,39,332
28. Dambal Tank .. ..	49,262	10,769	878	60,909
29. Medleri do. .. ..	61,881	15,324	1,155	78,360
30. Madag do. .. ..	1,26,596	31,841	2,825	1,61,262
31. Asundi do. .. ..	48,805	10,881	1,055	60,741
32. Dharma Canal .. ..	77,768	16,588	1,153	95,509
33. Kadva River Works .. ..	7,61,422	1,89,032	22,580	9,73,034
34. Chankapur Tank .. ..	15,88,248	3,38,379	61,247	19,87,874

I-B—contd.

OF YEAR.

		INDIRECT CHARGES.					
<i>Deduct— Receipts on Capital Account.</i>	Total.	Capita- lization.	Leave and Pension Allowances.	Audit and Accounts.	Total.	Grand Total.	
17	18	19	20	21	22	23	
Rs.	Rs.	Rs.	Rs.	Rs.	Rs.	Rs.	
1,194	12,28,117	69,948	42,321	..	1,12,269	13,40,386	
....	37,923	....	1,266	..	1,266	39,189	
5,392	7,62,493	52,311	26,860	44	79,215	8,41,708	
1,796	6,27,825	960	14,061	..	15,021	6,42,846	
....	8,96,174	21,822	29,736	- 26	51,584	9,47,758	
1,473	20,05,553	36,924	53,539	..	90,463	20,96,016	
....	56,771	1,259	1,781	..	3,040	59,811	
241	4,15,835	5,880	17,571	..	23,451	4,39,286	
2,365	7,35,672	22,684	23,023	129	45,836	7,81,508	
....	53,803	917	2,722	..	3,639	57,442	
540	4,68,444	3,875	21,805	50	25,730	4,94,174	
267	1,40,217	14,386	4,104	..	18,490	1,58,707	
740	13,38,592	53,279	28,407	252	81,938	14,20,530	
62	60,847	1,034	2,099	..	3,133	63,980	
6	78,354	243	2,795	..	3,038	81,392	
14	1,61,248	....	6,350	..	6,350	1,67,598	
....	60,741	12,536	1,718	..	14,254	74,995	
....	95,509	2	2,321	..	2,323	97,832	
140	9,72,894	31,133	31,350	11	62,494	10,35,388	
2,132	19,85,742	20,033	48,012	443	68,488	20,54,230	

## STATEMENT

Name of work.  1	TO END			
	DIRECT CHARGES.			
	Works. 13	Establishment. 14	Tools and Plant. 15	Total. 16
<b>WORKS FOR WHICH CAPITAL ACCOUNTS ARE KEPT—<i>contd.</i></b>	Rs.	Rs.	Rs.	Rs.
<b>UNPRODUCTIVE—<i>contd.</i></b>				
35. Pravara River Works (Lakh Canal) .	2,64,529	68,641	19,477	3,52,647
36. Godavari Canal .. ..	82,19,635	13,47,682	2,28,200	97,95,517
37. Pravara River Canal .. ..	1,05,52,280	25,36,333	{ 3,07,460 } (a) 2	1,33,96,075
38. Parsul Tank .. ..	1,62,423	42,832	2,823	2,08,078
39. Pravara Left Bank Canal ..	2,34,163	85,770	4,528	3,24,461
40. Mutha Canal including Matoba Tank.	51,00,318	10,44,878	1,18,598 } (a) 1,136	62,62,658
41. Nira Left Bank Canal and Shetphal Tank .. ..	49,33,130	12,10,261	1,36,272	62,79,663
42. Kasurdi Tank .. ..	31,433	8,495	884	40,812
43. Shirsuphal do. .. ..	1,71,148	38,190	2,861	2,12,199
44. Bhadalwadi do. .. ..	1,57,001	53,493	2,621	2,13,115
<b>Total, Works in Operation ..</b>	<b>4,30,74,448</b>	<b>93,11,708</b>	<b>10,98,715</b>	<b>5,34,84,871</b>
<b>Works under Construction.</b>				
45. Maladevi Tank .. ..	2,42,869	60,546	1,473	3,04,888
46. Budhihal do. .. ..	4,01,265	90,285	5,104	4,96,654
47. Nira Right Bank Canal ..	2,63,48,048	56,08,275	{ 10,15,653 } (a) 58,964	3,30,30,940
48. Gokak Canal Survey .. ..	67,629	28,386	2,844	98,859
49. Victoria Tank .. ..	52,953	11,183	727	64,863
50. Suki River .. ..	12,212	2,749	178	15,139
<b>Total, Works under Construction ..</b>	<b>2,71,24,976</b>	<b>58,01,424</b>	<b>10,84,943</b>	<b>3,40,11,343</b>

(a) Suspense

I-B—contd.

OF YEAR.

		INDIRECT CHARGES.					
<i>Deduct— Receipts on Capital Account.</i>	Total.	Capita- lization.	Leave and Pension Allowances.	Audit and Accounts.	Total.	Grand Total.	
17	18	19	20	21	22	23	
Rs.	Rs.	Rs.	Rs.	Rs.	Rs.	Rs.	
201	3,52,446	5,824	13,621	..	19,445	3,71,891	
2,026	97,93,491	3,11,326	1,88,673	920	5,00,919	1,02,94,410	
28,787	1,33,67,288	71,926	3,55,087	24,311	4,51,324	1,38,18,612	
71	2,08,007	972	6,016	..	6,988	2,14,995	
144	3,24,317	6,943	16,290	..	23,233	3,47,550	
12,328	62,50,330	93,528	2,02,057	36	2,95,621	65,45,951	
8,398	62,71,265	1,87,189	1,86,711	366	3,74,266	66,45,531	
....	40,812	3,079	1,699	..	4,778	45,590	
....	2,12,199	5,137	7,232	..	12,369	2,24,568	
....	2,13,115	4,067	10,240	....	14,307	2,27,422	
71,536	5,34,13,335	12,70,981	14,77,787	26,685	27,75,453	5,61,88,788	
2,848	3,02,040	875	9,013	..	9,888	3,11,928	
4,494	4,92,160	5,741	12,640	18	18,399	5,10,559	
84,898	3,29,46,042	91,168	7,85,158	1,11,259	9,87,585	3,39,33,627	
....	98,859	....	3,973	677	4,650	1,03,509	
2,367	62,496	2,463	1,568	..	4,031	66,527	
....	15,139	....	385	..	385	15,524	
94,607	3,39,16,736	1,00,247	8,12,737	1,11,954	10,24,938	3,49,41,674	

account.

## STATEMENT

Name of work.	TO END			
	DIRECT CHARGES.			
	Works.	Establishment.	Tools and Plant.	Total.
1	13	14	15	16
<b>WORKS FOR WHICH CAPITAL ACCOUNTS ARE KEPT—concl'd.</b>	Rs.	Rs.	Rs.	Rs.
<b>UNPRODUCTIVE—concl'd.</b>				
<i>Works in Abeyance.</i>				
51. Gokak Canal, Second Section ..	92,036	70,024	14,246	1,76,306
Total, Unproductive ..	7,02,91,460	1,51,83,156	21,97,904	8,76,72,520
Grand Total ..	7,03,78,705	1,52,28,957	21,99,539	8,78,07,201

I-B—concl'd.

OF YEAR.

INDIRECT CHARGES.						Grand Total.
<i>Deduct— Receipts on Capital Account.</i>	Total.	Capita- lization.	Leave and Pension Allowances.	Audit and Accounts.	Total.	
17	18	19	20	21	22	23
Rs.	Rs.	Rs.	Rs.	Rs.	Rs.	Rs.
....	1,76,306	740	13,238	....	13,978	1,90,284
1,66,143	8,75,06,377	13,71,968	23,03,762	1,38,639	38,14,369	9,13,20,746
1,66,281	8,76,40,920	13,75,314	23,10,625	1,38,848	38,24,787	9,14,65,707

S. K. MEHTA,  
Assistant Accounts Officer.

## STATEMENT

STATEMENT SHOWING THE FINANCIAL RESULTS OF IRRIGATION WORKS  
31ST MARCH*Realizations under main heads of*

Name of Work.	REVENUE (ACTUAL RECEIPTS).									
	Irrigation.			Navigation.	Planta- tions.	Water power.	Miscel- laneous.	Total.	Refunds of Revenue.	Gross revenue less refunds.
	Water rate dir- ectly paid.	Share of Land Rev- enue.	Total.							
1	2	3	4	5	6	7	8	9	10	11
<b>WORKS FOR WHICH CAPITAL ACCOUNTS ARE KEPT.</b>	Rs.	Rs.	Rs.	Rs.	Rs.	Rs.	Rs.	Rs.	Rs.	Rs.
<b>PRODUCTIVE.</b>										
<i>Works in operation.</i>										
1 Gadikeri ..	...	2,356	2,356	..	...	...	...	2,356	...	2,356
2 Mavinkop Tank ..	...	1,846	1,846	..	...	...	...	1,846	...	1,846
3 Shahada Channel ..	6,430	5,958	12,388	..	...	...	104	12,492	..	12,492
<b>Total, Productive ..</b>	<b>6,430</b>	<b>10,160</b>	<b>16,590</b>	<b>..</b>	<b>...</b>	<b>...</b>	<b>104</b>	<b>16,694</b>	<b>..</b>	<b>16,694</b>
<b>UNPRODUCTIVE.</b>										
<i>Works in operation.</i>										
4 Hathmati and Khari- cut Canal ..	61,654	...	61,654	..	...	...	8,690	70,344	131	70,213
5 Wangroli Tank ..	1,211	...	1,211	..	...	...	2,616	3,827	...	3,827
6 Tranza-N a g r a m a Tank ..	14	...	14	..	...	...	1,493	1,507	...	1,507
7 Savli Tank ..	2,453	1	2,454	..	...	...	920	3,374	...	3,374
8 Sahiat do. ..	382	...	382	..	...	...	763	1,145	...	1,145
9 Futelao do. ..	178	...	178	..	...	...	84	262	...	262
10 Lower Panjra River Works ..	11,271	8,948	20,219	..	...	...	2,252	22,471	...	22,471
11 Hartala Tank ..	93	...	93	..	6	...	1,042	1,141	...	1,141
12 Mhaswa do. ..	675	...	675	..	141	...	1,123	1,939	1	1,938
13 Jamda Canal ..	5,995	...	5,995	..	999	...	1,163	8,157	17	8,140
14 Bhatodi Tank ..	5,296	2,794	8,090	..	108	...	1,168	9,366	...	9,366
15 Ekruk do. ..	27,454	...	27,454	..	..	...	90,689	1,18,143	1,294	1,16,846
16 Koregaon do. ..	2,917	...	2,917	..	..	...	152	3,069	604	2,465
17 Ashti do. ..	18,270	...	18,270	..	1,453	...	10,936	30,659	3	30,656
18 Pathri do. ..	6,761	...	6,761	..	..	...	3,953	10,714	1,234	9,480
19 Krishna Canal ..	43,227	...	43,227	..	...	...	836	44,063	...	44,063
20 Mhaswad do. ..	68,507	...	68,507	..	1,001	...	7,786	77,294	1,706	75,588
21 Revari do. ..	1,686	...	1,686	..	...	...	138	1,824	...	1,824

I-C.

IN THE BOMBAY PRESIDENCY, EXCLUDING SIND, FOR THE YEAR ENDING 1925.

*Revenue and Working Expenses.*

WORKING EXPENSES.													Net Revenue
Revenue Management.			Maintenance and Repairs.							Indirect Charges.	Grand Total Working Expenses.		
Establishment.		Total Revenue Management.	Establishment.	Works.	Repairs.	Sundries.	Tools and Plant.	Plantations.	Total Cost of Maintenance.				
Establishment.	Civil Officers.									Establishment.	Works.	Repairs.	
12	13	14	15	16	17	18	19	20	21	22	23	24	
Rs.	Rs.	Rs.	Rs.	Rs.	Rs.	Rs.	Rs.	Rs.	Rs.	Rs.	Rs.	Rs.	
153	236	389	25	...	100	..	4	...	129	26	544	1,812	
138	185	323	22	...	90	..	3	...	115	23	461	1,385	
1,158	924	2,082	612	2,014	433	..	9	...	3,153	272	5,507	6,985	
1,449	1,345	2,794	659	2,014	623	..	101	...	3,397	321	6,512	10,182	
..	3,083	3,083	3,024	1,574	24,191	..	138	325	29,252	684	33,019	37,194	
..	61	61	1,062	3,789	5,362	..	49	11	10,273	241	10,575	-6,748	
..	1	1	278	...	2,398	..	13	...	2,689	63	2,753	-1,246	
..	123	123	569	349	4,565	..	26	...	5,510	129	5,762	-2,388	
..	19	19	405	...	3,493	..	19	...	3,917	92	4,028	-2,883	
..	9	9	162	...	1,397	..	7	...	1,566	37	1,612	-1,350	
1,576	1,803	3,379	301	231	947	..	46	28	1,553	275	5,207	17,264	
196	18	214	112	...	450	..	17	...	579	48	841	300	
363	34	397	208	...	498	..	32	335	1,073	88	1,558	380	
2,971	300	3,271	1,705	1,349	4,954	..	261	516	8,785	723	12,779	-4,639	
1,004	530	1,534	1,448	3,315	2,247	..	222	229	7,461	401	9,396	-30	
3,143	5,503	8,646	2,189	1,247	7,151	..	335	357	11,279	834	20,759	96,090	
346	146	492	241	...	946	..	37	19	1,243	92	1,827	638	
1,360	1,122	2,482	946	...	3,771	..	145	15	4,877	361	7,720	22,936	
975	525	1,500	678	...	2,631	..	104	83	3,496	258	5,254	4,226	
5,327	2,848	8,175	2,420	4,751	4,525	404	355	...	12,455	1,178	21,808	22,255	
9,463	3,282	12,745	1,675	560	5,847	..	90	295	8,467	1,741	22,953	52,635	
804	84	888	343	...	1,374	..	53	...	1,770	175	2,833	-1,009	



## STATEMENT

Name of Work.	REVENUE (ACTUAL RECEIPTS).									
	Irrigation.			Navigation.	Planta- tions.	Water- power.	Miscel- laneous.	Total.	Refunds of Revenue.	Gross revenue less refunds.
	Water rate dir- ectly paid.	Share of Land Rev- enue.	Total.							
1	2	3	4	5	6	7	8	9	10	11
WORKS FOR WHICH CAPITAL ACCOUNTS ARE KEPT— <i>contd.</i>	Rs.	Rs.	Rs.	Rs.	Rs.	Rs.	Rs.	Rs.	Rs.	Rs.
UNPRODUCTIVE— <i>contd.</i>										
<i>Works in operation</i>										
— <i>contd.</i>										
22 Upper Man River Works ..	892	...	892	..	...	...	695	1,587	...	1,587
23 Yerla River Irrigation Works ..	24,585	...	24,585	..	...	...	4,401	28,986	...	28,986
24 Chikhli Canal ..	923	...	923	..	...	...	263	1,186	...	1,186
25 Maini Tank ..	7,925	...	7,926	..	...	...	2,559	10,485	...	10,485
26 Muchkundi Tank ..	380	...	380	..	...	...	4,921	5,301	...	5,301
27 Gokak Canal, First Section and Storage Works ..	26,866	...	26,866	..	...	14,313	3,573	44,752	...	44,752
28 Dambal Tank ..	38	916	954	..	...	...	266	1,220	...	1,220
29 Medleri do. ..	926	...	926	..	...	...	5	931	...	931
30 Madag do. ..	4,178	...	4,178	..	11	...	209	4,398	...	4,398
31 Asundi do. ..	488	687	1,175	..	...	...	25	1,200	...	1,200
32 Dharma Canal ..	2,615	—2,391	224	..	...	...	...	224	88	136
33 Kadwa River Works.	49,214	594	49,808	..	28	...	2,458	52,294	62	52,232
34 Chankapur Tank ..	57,126	...	57,126	..	58	...	482	57,666	78	57,588
35 Pravara River Works, Lakh Canal ..	1,906	225	2,131	..	95	...	293	2,519	...	2,519
36 Godavari Canal ..	5,15,564	...	5,15,564	44	343	...	20,831	5,36,782	539	5,36,243
37 Pravara do. ..	1,36,595	...	1,36,595	..	4,323	...	8,854	1,49,772	42	1,49,730
38 Parsul Tank ..	4,861	...	4,861	..	...	...	..	4,861	...	4,861
39 Pravara Left Bank Canal ..	2,85,523	76	2,85,599	..	359	...	1,676	2,87,634	5	2,87,629
40 Mutha Canal including Matoba Tank ..	2,64,818	52	2,64,870	500	1,302	...	79,770	3,46,442	18	3,46,424
41 Nira Canal and Shetphal Tank ..	7,05,823	...	7,05,823	..	1,353	...	9,272	7,16,448	919	7,15,529
42 Kasurdi Tank ..	85	...	85	..	...	...	387	472	...	472
43 Shirsuphal Tank ..	5,878	...	5,878	..	40	...	364	6,282	...	6,282
44 Bhadalwadi do. ..	1,881	...	1,881	..	...	...	429	2,310	...	2,310
Total, Works in Operation ..	23,57,135	11,902	23,69,037	544	11,620	14,313	2,77,537	26,73,051	6,741	26,66,310

I-C—contd.

## WORKING EXPENSES.

Revenue Management.			Maintenance and Repairs.							Indirect Charges.	Grand Total Working Expenses.	Net Revenue.
Establishment.		Total Revenue Management.	Establishment.	Works.	Repairs.	Sundries.	Tools and Plant.	Plantations.	Total Cost of Maintenance.			
Establishment.	Civil Officers.									Establishment.	Works.	Repairs.
12	13	14	15	16	17	18	19	20	21	22	23	24
Rs.	Rs.	Rs.	Rs.	Rs.	Rs.	Rs.	Rs.	Rs.	Rs.	Rs.	Rs.	Rs.
860	45	905	367	500	969	..	56	...	1,892	187	2,984	— 1,397
6,372	1,229	7,601	2,722	3,259	7,629	..	417	...	14,027	1,382	23,010	5,976
250	46	296	107	...	428	..	16	...	551	54	901	285
1,493	396	1,889	638	...	2,551	..	97	...	3,286	324	5,499	4,986
1,033	19	1,052	424	...	1,695	..	59	...	2,178	221	3,451	1,850
8,699	1,345	10,044	1,261	...	4,881	..	175	164	6,481	1,444	17,969	26,783
310	94	404	45	...	180	..	6	...	231	52	687	533
515	46	561	75	...	299	..	10	...	384	86	1,031	— 100
1,119	209	1,328	162	...	641	..	23	8	834	185	2,347	2,051
623	93	716	90	...	361	..	13	...	464	103	1,283	— 83
2,386	— 108	2,278	16	171	— 105	..	50	...	132	337	2,747	— 2,611
23,283	2,461	25,744	4,621	4,490	12,460	..	780	1,534	23,885	4,092	53,721	— 1,489
20,486	2,856	23,342	4,065	3,115	12,561	..	686	585	21,012	3,600	47,954	9,634
1,879	118	1,997	398	..	1,560	..	67	34	2,059	335	4,391	— 1,872
1,46,828	26,233	1,73,061	31,072	14,485	99,504	— 100	5,345	10,300	1,60,606	26,149	3,59,816	1,76,427
41,814	6,828	48,642	8,869	4,209	28,262	..	1,497	3,007	45,844	7,451	1,01,937	47,793
789	243	1,032	156	...	580	..	26	46	808	138	1,978	2,883
55,359	14,272	69,631	11,742	874	45,128	— 102	2,084	968	60,694	9,864	1,40,189	1,47,440
67,335	12,926	80,261	12,733	5,505	43,643	— 949	2,149	1,785	64,866	11,719	1,56,846	1,89,578
1,34,723	35,307	1,70,030	26,211	12,891	86,982	..	4,329	4,971	1,35,384	23,579	3,28,993	3,86,536
648	4	652	122	...	463	..	21	27	633	113	1,398	— 926
1,911	294	2,205	361	...	1,399	..	61	46	1,867	332	4,404	1,878
1,947	94	2,041	368	...	1,381	..	62	92	1,903	339	4,283	— 1,973
5,48,190	1,24,541	6,72,731	1,24,391	66,664	4,30,200	— 747	19,978	25,780	6,66,266	99,506	14,38,503	12,27,807

## STATEMENT

Name of Work.	REVENUE (ACTUAL RECEIPTS).									
	Irrigation.			Navigation.	Planta- tions.	Water- power.	Miscel- laneous.	Total.	Refunds of Revenue.	Gross revenue less refunds.
	Water rate dir- ectly paid.	Share of Land Rev- enue.	Total.							
1	2	3	4	5	6	7	8	9	10	11
WORKS FOR WHICH CAPITAL ACCOUNTS ARE KEPT— <i>concl'd.</i>	Rs.	Rs.	Rs.	Rs.	Rs.	Rs.	Rs.	Rs.	Rs.	Rs.
UNPRODUCTIVE— <i>concl'd.</i>										
<i>Works under construction.</i>										
45 Maladevi Tank ..	...	...	...	..	...	...	...	...	...	...
46 Budhihal do. ..	...	...	...	..	...	...	...	...	...	...
47 Nira Right Bank Canal ..	...	...	...	..	...	...	...	...	...	...
48 Gokak Canal Survey.	...	...	...	..	...	...	...	...	..	...
49 Victoria Tank ..	...	...	...	..	...	...	...	...	...	...
50 Suki River ..	...	...	...	..	...	...	...	...	...	...
Total, Works under Construction ..	...	...	...	..	...	...	...	...	...	...
Total, Unproductive.	23,57,135	11,902	23,69,037	544	11,620	14,313	2,77,537	26,73,051	6,741	26,66,310
Grand Total ..	23,63,565	22,062	23,85,627	544	11,620	14,313	2,77,641	26,89,745	6,741	26,83,004

I-C—concl'd.

## WORKING EXPENSES.

Revenue Management.			Maintenance and Repairs.							Indirect Charges.	Grand Total Working Expenses	Net Revenue		
Establishment.		Total Revenue Management.	Establishment	Works.	Repairs.	Sundries.	Tools and Plant.	Plantations.	Total Cost of Maintenance.					
Establishment.	Civil Officers.									12	13	14	15	16
Rs.	Rs.	Rs.	Rs.	Rs.	Rs.	Rs.	Rs.	Rs.	Rs.	Rs.	Rs.	Rs.	Rs.	Rs.
...	...	...	...	...	...	..	...	...	...	...	...	...	...	...
...	...	...	...	...	...	..	...	...	...	...	...	...	...	...
424	...	424	...	...	...	..	...	...	...	...	59	483	-183	
...	...	...	...	...	...	..	...	...	...	...	...	...	...	
...	...	...	...	...	...	..	...	...	...	...	...	...	...	
...	...	...	...	...	...	..	...	...	...	...	...	...	...	
424	...	424	...	...	...	..	...	...	...	...	59	483	-183	
5,48,614	1,24,541	5,73,155	1,24,391	66,664	4,30,200	-747	19,978	25,780	6,66,266	99,565	14,38,986	12,27,324		
5,50,063	1,25,886	5,75,949	1,25,050	68,678	4,30,823	-747	20,079	25,780	6,69,663	99,886	14,45,498	12,37,506		

S. K. MEHTA,  
Assistant Accounts Officer.

**STATEMENT**  
*Statement showing the Financial results of Irrigation, Navigation,  
 Sind for, and up to*

1	Number of works.	Name of works.	GENERAL FINANCIAL RESULTS TO END OF						
			Mileage in operation.		Estimated cost of construction (direct and indirect).	Date of completion of work.	Date when system first came into operation.	Total capital outlay (direct and indirect).	Accumulated arrears of interest.
			Main canals and branches.	Distributaries.					
			Miles.	Miles.	Rs.	Date.	Date.	Rs.	Rs.
<b>A.—IRRIGATION WORKS.</b>									
<b>PRODUCTIVE.</b>									
1		Gadikeri .. ..	..	1'50	16,918	1881-82	1882-83	16,918	..
2		Mavinkop .. ..	..	2'79	33,504	1881-82	1882-83	33,504	3,423
3		Shahada .. ..	20'52	0'57	97,601	1921-22	1922-23	94,539	..
		<b>Total, Deccan and Gujart ..</b>	<b>20'52</b>	<b>4'86</b>	<b>1,48,023</b>	<b>..</b>	<b>..</b>	<b>1,44,961</b>	<b>3,423</b>
<b>UNPRODUCTIVE.*</b>									
<i>Works in operation.</i>									
4		Hathmati and Khari Cut Canal.	60'00	82'50	13,18,729	1883-84	1873-74	13,18,729	11,04,845
5		Wangroli Tank .. ..	17'26	..	2,93,295	1908-09	1904-05	2,93,295	2,08,449
6		Tranza Nagrana .. ..	7'60	..	2,80,635	1909-10	1904-05	2,80,635	2,12,911
7		Savli Tank .. ..	8'35	1'32	2,55,210	1909-10	1908-09	2,55,210	2,09,087
8		Sahiat do. .. ..	9'25	1'79	1,84,029	1911-12	1910-11	1,84,029	1,76,778
9		Futelao do. .. ..	39'00	75'00	1,16,461	1916-17	1915-16	1,16,461	51,303
10		Lower Panjira River Works ..	..	45'00	4,68,621	1894-95	1851-52	4,68,621	4,87,775
11		Hartala Tank .. ..	39'00	75'00	73,382	1886-87	1872-73	73,382	73,710
12		Mhaswa do. .. ..	..	7'00	1,38,956	1886-87	1877-78	1,38,956	2,45,723
13		Jamda Canals .. ..	..	5'50	10,52,828	1901-02	1870-71	10,48,467	23,88,801
14		Bhatodi Tank .. ..	4'50	4'50	3,79,707	1891-92	1871-72	3,79,707	6,90,167
15		Ekruk do. .. ..	48'00	1'68	13,40,386	1890-91	1872-73	13,40,386	10,31,779
16		Koregaon tank .. ..	3'75	..	39,189	1891-92	1868-69	39,189	83,988
17		Ashti Tank .. ..	27'50	3'15	8,41,708	1892-93	1881-82	8,41,708	10,64,956
18		Pathri do. .. ..	4'66	3'33	6,42,846	1908-09	1906-07	6,42,846	4,18,327
19		Krishna Canal .. ..	63'87	..	9,51,073	1891-92	1869-70	9,47,758	5,57,711
20		Mhaswad Tank .. ..	66'25	43'36	20,96,016	1900-01	1884-85	20,96,016	25,56,012
21		Rewari Canal .. ..	10'25	..	59,811	1892-93	1865-66	59,811	43,280
22		Upper Man River Works ..	17'50	6'50	4,39,286	1891-92	1872-73	4,39,286	7,70,802
23		Yerla River Irrigation Works..	33'33	4'00	7,81,274	1894-95	1869-70	7,81,508	11,20,825
24		Chikhli Canal .. ..	6'50	..	57,442	1882-83	1870-71	57,442	1,07,681
25		Maini Tank .. ..	9'25	7'58	4,96,168	1891-92	1875-76	4,94,174	6,99,525
26		Muchkundi Tank.. ..	5'50	2'25	1,58,707	1890-91	1884-85	1,58,707	2,26,158
27		Gokak Canal, First Section and Storage Works ..	16'13	35'43	14,53,994	1896-97	1884-85	14,20,530	5,78,949
28		Dambal Tank .. ..	..	3'27	63,980	1885-86	1880-81	63,980	80,305

## II-C.

*Embankment and Drainage Works in the Bombay Presidency excluding the end of, 1924-25.*

1924-25.		FINANCIAL RESULTS OF THE YEAR 1924-25.									
Accumulated revenues. 9	Total sum-at-charge (column 7 + column 8). 10	Gross receipts (direct and indirect). 11	Working expenses (direct and indirect). 12	Net Revenue. 13	Percentage on capital outlay, column 7. 14	Percentage on sum-at- charge, column 10. 15	Interest.* 16	Net profit. 17	Net loss. 18	Area irrigated. 19	Percentage of working ex- penses to receipts (column 11 to column 12). 20
Rs.	Rs.	Rs.	Rs.	Rs.	Per cent.	Per cent.	Rs.	Rs.	Rs.	Acres.	Per cent.
49,326	16,918	2,356	544	1,812	10·71	10·71	544	1,258	..	407	23·09
..	36,927	1,846	461	1,385	4·13	3·75	1,004	381	..	608	24·97
12,766	94,539	12,492	5,507	6,985	7·39	7·39	2,904	4,081	..	1,595	44·08
62,092	1,48,384	16,694	6,512	10,182	7·02	6·86	4,452	5,730	..	2,610	39·01
..	24,23,574	70,213	33,019	37,194	2·82	1·53	41,421	..	4,227	3,997	47·03
..	5,01,744	3,827	10,575	-6,748	..	..	8,154	..	14,902	448	276·32
..	4,93,546	1,507	2,753	-1,246	..	..	7,915	..	9,161	3	182·68
..	4,64,297	3,374	5,762	-2,388	..	..	7,787	..	10,175	1,031	170·78
..	3,60,807	1,145	4,028	-2,883	..	..	5,269	..	8,152	172	350·92
..	1,67,764	262	1,612	-1,350	..	..	3,570	..	4,920	74	615·27
..	9,56,396	22,471	5,207	17,264	3·69	1·80	14,810	2,454	..	2,405	23·17
..	1,47,092	1,141	841	300	0·41	0·21	1,594	..	1,294	25	73·71
..	3,84,679	1,938	1,558	380	0·27	0·10	4,282	..	3,902	229	80·39
..	34,37,268	8,140	12,779	-4,639	..	..	33,255	..	37,894	1,584	156·99
..	10,69,874	9,366	9,396	-30	..	..	11,727	..	11,757	749	100·32
..	23,72,165	1,16,849	20,759	96,090	7·17	4·05	40,837	55,253	..	4,129	17·76
..	1,23,177	2,465	1,827	638	1·63	0·52	1,261	..	623	454	74·12
..	19,06,664	30,656	7,720	22,936	2·73	1·20	25,492	..	2,556	3,937	25·18
..	10,61,173	9,480	5,254	4,226	0·66	0·40	20,876	..	16,650	1,128	55·42
..	15,05,469	44,063	21,808	22,255	2·35	1·48	29,816	..	7,561	8,856	49·49
..	46,52,028	75,588	22,953	52,635	2·81	1·13	66,688	..	14,053	5,543	30·37
..	1,03,091	1,824	2,833	-1,009	..	..	1,888	..	2,897	304	155·31
..	12,10,088	1,587	2,984	-1,397	..	..	13,827	..	15,224	490	188·02
..	19,02,333	28,986	23,010	5,976	0·76	0·31	24,791	..	18,815	6,330	79·38
..	1,65,123	1,186	901	285	0·50	0·17	1,789	..	1,504	657	175·96
..	11,93,699	10,485	5,499	4,986	1·01	0·41	15,664	..	10,678	2,598	52·44
..	3,84,865	5,301	3,451	1,850	1·17	0·48	4,663	..	2,813	57	65·10
..	19,99,479	44,752	17,969	26,783	1·83	1·33	44,364	..	17,581	12,774	40·15
..	1,44,285	1,220	687	533	0·83	0·37	2,023	..	1,490	734	56·31

## STATEMENT

		GENERAL FINANCIAL RESULTS TO END OF						
1 Number of works.	2 Name of works.	3 Mileage in operation.		5 Estimated cost of construction (direct and indirect).	6a Date of completion of work.	6b Date when system first came into operation.	7 Total capital outlay (direct and indirect).	8 Accumulated arrears of interest.
		Main canals and branches.	Distributaries.					
	<b>A.—IRRIGATION WORKS</b>	Miles.	Miles.	Rs.	Date.	Date.	Rs.	Rs.
	<i>—contd.</i>							
	<b>UNPRODUCTIVE—contd.</b>							
	<i>Works in operation—contd.</i>							
29	Medleri Tank .. ..	..	5.64	81,392	1887-88	1884-85	81,392	1,45,349
30	Madag do. .. ..	9.00	..	1,67,598	1888-89	1866-67	1,67,598	3,44,939
31	Asundi do. .. ..	..	4.86	74,995	1889-90	1884-85	74,995	1,07,006
32	Dharma Canal .. ..	19.12	12.00	97,832	1921-22	1913-14	97,832	73,868
33	Kadwa River Works ..	24.12	13.92	10,36,088	1907-08	1868-69	10,35,388	12,38,483
34	Chankapur Tank .. ..	18.61	20.80	20,53,720	1909-10	1909-10	20,54,230	11,94,532
35	Pravara River Works (Lakh Canal) .. ..	23.00	9.37	3,71,891	1893-94	1869-70	3,71,891	10,22,551
36	Godavari Canal .. ..	117.00	62.50	1,02,50,171	1915-16	1911-12	1,02,94,410	26,96,301
37	Pravara River Works (Pravara Right Bank Canal) ..	33.00	13.00	1,40,49,466	Not completed 1894-95	1909-10	1,38,18,612	41,67,005
38	Parsul Tank .. ..	..	4.75	2,18,946	1889-90	1889-90	2,14,995	2,51,589
39	Pravara Left Bank Canal ..	47.12	93.25	3,47,550	1892-93	1874-75	3,47,550	3,84,286
40	Mutha Canal including Matoba Tank .. ..	88.00	84.00	65,50,407	1896-97	1874-75	65,45,951	39,82,737
41	Nira Canal and Shetphal Tank.	106.79	139.00	66,01,157	1898-99	1885-86	66,45,531	7,52,019
42	Kasurdi Tank .. ..	..	1.75	45,590	1877-78	1869-70	45,590	1,14,454
43	Shirsuphal Tank.. ..	..	12.50	2,24,568	1893-94	1879-80	2,24,568	3,30,720
44	Bhadalwadi do. .. ..	..	9.75	2,27,422	1890-91	1881-82	2,27,422	3,06,762
	<b>Total, Works in operation</b> ..	983.21	895.2	5,63,82,526	..	..	5,61,88,788	3,23,02,448
	<i>Works under construction.</i>							
45	Maladevi Tank .. ..	..	..	3,14,574	Not completed		3,11,928	2,82,362
46	Budihal do. .. ..	..	..	14,54,620			5,10,559	3,33,331
47	Nira Right Bank Canal ..	..	..	6,19,76,943	Under construction.	Under construction.	3,39,33,627	81,09,525
48	Gokak Canal Survey .. ..	..	..	67,865			1,03,509	12,040
49	Victoria Tank .. ..	..	..	4,61,003	Not completed		66,527	39,927
50	Suki River .. ..	..	..	....			15,524	6,939
51	Gokak Canal, 2nd section ..	..	..	1,91,995	Work in abeyance		1,90,284	3,13,975
	<b>Total, Unproductive</b> ..	983.21	895.25	12,08,49,526	..	..	9,13,20,746	4,14,00,547
	<b>Grand Total</b> ..	1,003.13	900.11	12,09,97,549	..	..	9,14,65,707	4,14,03,970

\* Interest calculated at the following Expenditure to end of the year Do. from 1917-18 to

## II-C—contd.

1924-25.		FINANCIAL RESULTS OF THE YEAR 1924-25.									
9	10	11	12	13	14	15	16	17	18	19	20
Accumulated revenues.	Total sum-at-charge (column 7 + column 8).	Gross receipts (direct and indirect).	Working expenses (direct and indirect).	Net Revenue.	Percentage on capital outlay, column 7.	Percentage on sum-at- charge, column 10.	Interest.*	Net profit.	Net loss.	Area irrigated.	Percentage of working ex- penses to receipts (column 11 to column 12).
Rs.	Rs.	Rs.	Rs.	Rs.	Per cent.	Per cent.	Rs.	Rs.	Rs.	Acres.	Per cent.
..	2,26,741	931	1,031	-100	..	..	2,605	..	2,705	81	110·74
..	5,12,537	4,398	2,347	2,051	1·22	0·40	5,362	..	3,311	1,317	53·36
..	1,82,001	1,200	1,283	-83	..	..	2,020	..	2,103	245	106·91
..	1,71,700	136	2,747	-2,611	..	..	3,428	..	6,039	5,538	2,019·85
..	22,73,871	52,232	53,721	-1,489	..	..	32,382	..	33,871	6,672	102·85
..	32,48,762	57,588	47,954	-9,634	0·47	0·30	69,565	..	59,931	9,239	83·27
..	13,94,442	2,519	4,391	-1,872	..	..	11,720	..	13,592	680	174·31
..	1,29,90,711	5,36,243	3,59,816	1,76,427	1·71	1·35	3,31,411	..	1,54,984	45,063	66·72
..	1,79,85,617	1,49,730	1,01,937	47,793	0·35	0·26	6,07,933	..	5,60,140	11,468	68·08
..	4,66,584	4,861	1,978	-2,883	1·34	0·61	6,917	..	4,034	949	40·69
..	7,31,836	2,87,629	1,40,189	1,47,440	42·42	20·14	10,784	1,36,656	..	25,389	48·73
..	1,05,28,683	3,46,424	1,56,846	1,89,578	2·90	1·80	2,07,470	..	17,892	20,315	45·27
..	73,97,550	7,15,529	3,28,993	3,86,536	5·82	5·22	2,12,836	1,73,700	..	78,629	45·98
..	1,60,044	472	1,398	-926	..	..	1,357	..	2,283	28	296·19
..	5,55,288	6,232	4,404	1,878	0·84	0·34	7,056	..	5,178	1,016	70·11
..	5,34,184	2,310	4,283	-1,973	..	..	7,087	..	9,060	893	185·41
..	8,84,91,236	26,66,310	14,38,503	12,27,807	2·19	1·39	19,53,696	..	7,25,889	2,66,230	..
..	5,94,290	..	..	..	..	..	10,043	..	10,043	..	..
..	8,43,890	..	..	..	..	..	16,399	..	16,399	..	..
..	4,20,43,152	..	483	-483	..	..	15,75,424	..	15,75,907	..	..
..	1,15,549	..	..	..	..	..	5,711	..	5,711	..	..
..	1,06,454	..	..	..	..	..	2,281	..	2,281	..	..
..	22,463	..	..	..	..	..	503	..	503	..	..
..	5,04,259	..	..	..	..	..	5,863	..	5,863	..	..
..	13,27,21,293	26,66,310	14,38,936	12,27,324	1·34	0·93	35,69,920	..	23,42,596	2,66,230	53·87
62,092	13,28,69,677	26,83,004	14,45,496	12,37,506	1·35	0·93	35,74,372	..	23,36,866	2,68,840	53·88

average rates :—  
1916-17 at 3·3252 per cent  
date at 5·85 per cent.

S. K. MEHTA,  
Assistant Accounts Officer.



## STATEMENT

*Demands and Realizations during the Year*

IRRIGATION WORKS.  1	Balance of demands unrealised at commencement of year (b).  2	Demands of	
		Rabi, 1923-1924.  3	Kharif, 1924-1925.  4
<b>WORKS FOR WHICH CAPITAL ACCOUNTS ARE KEPT.</b>	<b>Rs.</b>	<b>Rs.</b>	<b>Rs.</b>
<b>PRODUCTIVE.</b>			
<i>Works in operation.</i>			
1 Gadikeri tank .. .. .	....	....	....
2 Mavinkop tank .. .. .	....	....	....
3 Shahada channel .. .. .	206	5,582	813
<b>Total, Productive ..</b>	<b>206</b>	<b>5,582</b>	<b>813</b>
<b>UNPRODUCTIVE.</b>			
<i>Works in operation.</i>			
4 Hathmati and Khari Cut canal	75,472	131	24,458
5 Wangroli tank .. .. .	....	....	1,415
6 Tranza Nagrama tank .. .. .	....	14	....
7 Savli tank .. .. .	31	....	2,290
8 Sahiat tank .. .. .	30	....	687
9 Futelao tank .. .. .	120	118	....
10 Lower Panjhra River works .. .. .	23	(d) 3,706	(d) 7,730
11 Hartala tank .. .. .	14	79	....
12 Mhaswa tank .. .. .	....	482	367
13 Jamda canals .. .. .	866	1,044	4,154
14 Bhatodi tank .. .. .	240	5,050	42
15 Ekruk tank .. .. .	18,535	15,453	17,014
16 Koregaon tank .. .. .	....	2,759	238
17 Ashti tank .. .. .	886	16,649	1,044

## III-C.

1924-1925 in the Bombay Presidency, excluding Sind.

the year (a)		Total including balance at commencement of year.	Deduct—Remissions not including Cash Refunds.	Net Total.	Deduct—Amount unrealised at close of year.	Actual realizations of the year. (c)
Miscellaneous Receipts.	Total.					
5	6	7	8	9	10	11
Rs.	Rs.	Rs.	Rs.	Rs.	Rs.	Rs.
....	....	....	....	....	....	....
....	....	....	....	....	....	....
63	6,458	6,664	103	6,561	27	6,534
63	6,458	6,664	103	6,561	27	6,534
8,690	33,279	1,03,751	963	1,07,788	37,444	70,344
2,616	4,031	4,031	....	4,031	204	3,827
1,493	1,507	1,507	....	1,507	....	1,507
921	3,211	3,242	6	3,236	-137	3,373
763	1,450	1,480	5	1,475	330	1,145
84	202	322	....	322	60	262
2,252	13,688	13,711	9	13,702	179	13,523
1,048	1,127	1,141	....	1,141	....	1,141
1,264	2,113	2,113	....	2,113	174	1,939
2,162	7,360	8,226	....	8,226	69	8,157
1,276	6,368	6,608	....	6,608	36	6,572
95,051	1,27,518	1,46,053	481	1,45,572	27,429	1,18,143
152	3,149	3,149	....	3,149	80	3,069
12,386	30,079	30,965	56	30,909	250	30,659

## STATEMENT

IRRIGATION WORKS.	Balance of demands unrealized at commencement of year (b).	Demands of	
		Rabi, 1923-1924.	Kharif, 1924-1925.
1	2	3	4
WORKS FOR WHICH CAPITAL ACCOUNTS ARE KEPT— <i>contd.</i>	Rs.	Rs.	Rs.
UNPRODUCTIVE— <i>contd.</i>			
<i>Works in operation—contd.</i>			
18 Pathri tank .. .. .	—10	6,725	36
19 Krishna canal .. .. .	22,749	20,312	41,599
20 Mhaswad tank .. .. .	10,525	57,104	....
21 Rewari canal .. .. .	524	906	256
22 Upper Man River works .. .. .	22	710	160
23 Yerla River Irrigation works .. .. .	132	23,231	1,538
24 Chikhali canal .. .. .	500	106	866
25 Maini tank .. .. .	9	7,312	646
26 Muchkundi tank .. .. .	302	47	254
27 Gokak canal 1st section and storage works .. .. .	1,660	22,108	38,520
28 Dambal tank .. .. .	14	24	1,392
29 Medleri tank .. .. .	144	17	750
30 Madag tank .. .. .	4,519	2,415	1,780
31 Asundi tank .. .. .	10	444	154
32 Dharma canal .. .. .	5,390	....	1,675
33 Kadva River works .. .. .	28,143	13,076	35,343
34 Chankapur tank .. .. .	2,395	21,019	35,470
35 Pravara River works—Lakh canal .. .. .	284	1,688	590
36 Godavari canal .. .. .	2,79,168	1,64,801	4,16,685
37 Pravara canal .. .. .	63,981	46,595	1,19,746
38 Parsul tank .. .. .	....	4,439	420
39 Pravara Left Bank canal .. .. .	1,83,965	81,842	3,15,383

## III-C—contd.

the year (a).		Total including balance at commencement of year.	Deduct—Remissions not including Cash Refunds.	Net Total.	Deduct—Amount unrealised at close of year.	Actual realizations of the year (c).
Miscellaneous Receipts.	Total.					
5	6	7	8	9	10	11
Rs.	Rs.	Rs.	Rs.	Rs.	Rs.	Rs.
5,094	11,855	11,845	....	11,845	1,131	10,714
836	62,747	85,496	....	85,496	41,433	44,063
13,294	70,398	80,923	120	80,803	3,509	77,294
138	1,300	1,824	....	1,824	....	1,824
695	1,565	1,587	....	1,587	....	1,587
4,401	29,170	29,302	....	29,302	316	28,986
263	1,235	1,735	....	1,735	549	1,186
2,559	10,517	10,526	....	10,526	41	10,485
4,921	5,222	5,524	61	5,463	162	5,301
17,885	78,513	80,173	....	80,173	35,421	44,752
266	1,682	1,696	....	1,696	1,392	304
5	772	916	....	916	—15	931
220	4,415	8,934	....	8,934	4,536	4,398
25	623	633	....	633	120	513
....	1,675	7,065	....	7,065	4,450	2,615
2,486	50,905	79,048	....	79,048	27,348	51,700
540	57,029	59,424	38	59,386	1,720	57,666
388	2,666	2,950	....	2,950	656	2,294
34,120	6,15,606	8,94,774	641	8,94,133	3,57,351	5,36,782
13,177	1,79,518	2,43,499	....	2,43,499	93,727	1,49,772
....	4,859	4,859	....	4,859	—2	4,861
2,035	3,99,260	5,83,225	182	5,83,043	2,95,485	2,87,558

## STATEMENT

IRRIGATION WORKS.  1	Balance of demands unrealized at commencement of year (b).  2	Demands of	
		Rabi, 1923-24.  3	Kharif, 1924-25.  4
WORKS FOR WHICH CAPITAL ACCOUNTS ARE KEPT—concl'd.	Rs.	Rs.	Rs.
UNPRODUCTIVE—concl'd.			
Works in operation—concl'd.			
40 Mutha canal including Matoba tank ..	1,30,721	34,496	1,97,797
41 Nira canal and Shetphal tank ..	15,886	2,52,032	4,82,513
42 Kasurdi tank .. .. .	....	72	13
43 Shirsuphal tank .. .. .	....	5,759	119
44 Bhadalwadi tank.. .. .	407	1,589	....
Total, Unproductive ..	8,47,657	8,14,354	17,53,144
Grand Total ..	8,47,863	8,19,936	17,53,957

(a) Excluding share  
(b) Correct balances as now reported by district  
(c) Excluding " Refunds of Revenue "  
(d) Inclusive of assessment as

## III-C—concl'd.

the year (a).		Total including balance at commencement of year.	Deduct—Remissions not including Cash Refunds.	Net Total.	Deduct—Amount unrealised at close of year.	Actual realizations of the year (c).
Miscellaneous Receipts.	Total.					
5	6	7	8	9	10	11
Rs.	Rs.	Rs.	Rs.	Rs.	Rs.	Rs.
80,808	3,13,101	4,43,822	159	4,43,663	97,273	3,46,390
10,524	7,45,069	7,60,955	....	7,60,955	44,507	7,16,448
387	472	472	....	472	....	472
404	6,282	6,282	....	6,282	....	6,282
429	2,018	2,425	....	2,425	115	2,310
3,26,058	28,93,556	37,41,213	2,721	37,38,492	10,77,343	26,61,149
3,26,121	29,00,014	37,47,877	2,824	37,45,053	10,77,370	26,67,683

of Land Revenue.  
 officers in Canal Returns Nos. VI and VII.  
 and "Indirect Revenue"  
 shown in Canal Return No. IX.

S. K. MEHTA,  
 Assistant Accounts Officer.

## STATEMENT

Statement showing the Financial Results of Irrigation Works in the the assessment of the year. Principal results and

Irrigation Works.	Capital out- lay (direct and indirect) to end of year.	REVENUE		
		Direct		
		Occupier's rate.	Owner's rate.	Planta- tions.
1	2	3	4	5
<b>WORKS FOR WHICH CAPITAL ACCOUNTS ARE KEPT.</b>	Rs.	Rs.	Rs.	Rs.
<b>PRODUCTIVE.</b>				
<i>Works in Operation.</i>				
1 Gadikeri Tank .. ..	16,918	....	..	..
2 Mavinkop Tank .. ..	33,504	....	..	..
3 Shahada Channel .. ..	94,539	2,772	..	..
<b>Total Productive ..</b>	<b>1,44,961</b>	<b>2,772</b>	<b>..</b>	<b>..</b>
<b>UNPRODUCTIVE.</b>				
<i>Works in Operation.</i>				
4 Hathmati and Khari Cut Canal.. ..	13,18,729	25,265	..	..
5 Wangroli Tank .. ..	2,93,295	1,712	..	..
6 Tranza Nagrama Tank .. ..	2,80,635	....	..	..
7 Savli Tank .. ..	2,55,210	3,251	..	..
8 Sahiat do. .. ..	1,84,029	687	..	..
9 Futelao do. .. ..	1,16,461	222	..	..
10 Lower Panjhra River Works .. ..	4,68,621	12,020	..	..
11 Hartala Tank .. ..	73,382	....	..	6
12 Mhaswa do. .. ..	1,38,956	518	..	141
13 Jamda Canals .. ..	10,48,467	4,960	..	999
14 Bhatodi Tank .. ..	3,79,707	4,575	..	108
15 Ekruk Tank .. ..	13,40,386	32,684	..	..

(a) No percentage is calculated as the net

## IV-C.

*Bombay Presidency excluding Sind for the year ended 1924-25, based on operations for the year ended 31st March 1925.*

ASSESSED DURING THE YEAR.				Indirect Revenue (Land Revenue due to operation of canal).	Grand Total.	Working expenses, direct and indirect.	Net assessed revenue of the year.	Percentage on capital outlay to end of year.
assessed revenue.								
Water-power.	Navigation.	Miscellaneous.	Total.					
6	7	8	9	10	11	12	13	14
Rs.	Rs.	Rs.	Rs.	Rs.	Rs.	Rs.	Rs.	Rs.
..	..	..	..	2,356	2,356	544	1,812	10·71
..	..	..	..	1,846	1,846	461	1,385	4·13
..	..	63	2,835	5,958	8,793	5,507	3,286	3·48
..	..	63	2,835	10,160	12,995	6,512	6,483	4·47
..	..	8,690	33,955	..	33,955	33,019	936	0·07
..	..	2,616	4,328	...	4,328	10,575	-6,247	(a)
..	..	1,493	1,493	...	1,493	2,753	-1,260	(a)
..	..	921	4,172	1	4,173	5,762	-1,589	(a)
..	..	763	1,450	...	1,450	4,028	-2,578	(a)
..	..	84	306	...	306	1,612	-1,306	(a)
..	..	2,252	14,272	8,948	23,220	5,207	18,013	3·85
..	..	1,042	1,048	...	1,048	841	207	0·28
..	..	1,123	1,782	...	1,782	1,558	224	0·16
..	..	1,163	7,122	...	7,122	12,779	-5,657	(a)
..	..	1,168	5,851	2,794	8,645	9,396	-751	(a)
..	..	95,051	1,27,735	...	1,27,735	20,759	1,06,976	7·98

revenue against the work is minus figure,



## STATEMENT

Irrigation Works.	Capital out- lay (direct and indirect) to end of year.	REVENUE		
		Direct		
		Occupier's rate.	Owner's rate.	Planta- tions.
1	2	3	4	5
WORKS FOR WHICH CAPITAL ACCOUNTS ARE KEPT— <i>contd.</i>	Rs.	Rs.	Rs.	Rs.
UNPRODUCTIVE— <i>contd.</i>				
<i>Works in Operation—contd.</i>				
16 Koregaon Tank .. ..	39,189	2,507	..	..
17 Ashti do. .. ..	8,41,708	19,943	..	1,453
18 Pathri do. .. ..	6,42,846	5,114	..	..
19 Krishna Canal .. ..	9,47,758	61,656	..	..
20 Mhaswad Tank .. ..	20,96,016	34,210	..	1,001
21 Rewari Canal .. ..	59,811	1,335	..	..
22 Upper Man River Works .. ..	4,39,286	2,270	..	..
23 Yerla River Irrigation Works .. ..	7,81,508	25,312	..	..
24 Chikhli Canal .. ..	57,442	1,408	..	..
25 Maini Tank .. ..	4,94,174	10,162	..	..
26 Muchkundi Tank .. ..	1,58,707	264	..	..
27 Gokak Canal, First Section and Storage Works .. ..	14,20,530	61,866	..	..
28 Dambal Tank .. ..	63,980	2,648	..	..
29 Medleri do. .. ..	81,392	771	..	..
30 Madag do. .. ..	1,67,598	2,652	..	11
31 Asundi do. .. ..	74,995	414	..	..
32 Dharma Canal .. ..	97,832	1,675	..	..
33 Kadwa River Works .. ..	10,35,388	47,269	..	28
34 Chankapur Tank .. ..	20,54,230	53,572	..	58
35 Pravara River Works—Lakh Canal .. ..	3,71,891	1,633	..	95
36 Godavari Canal .. ..	1,02,94,410	5,53,267	..	343

(a) No percentage is calculated as the net

## IV-C—contd.

ASSESSED DURING THE YEAR.						Working expenses, direct and indirect.	Net assessed revenue of the year.	Percentage on capital outlay to end of year.
assessed revenue.				Indirect Revenue (Land Revenue due to operation of Canal).	Grand Total.			
Water-power.	Naviga-tion.	Miscella-neous.	Total.					
6	7	8	9	10	11	12	13	14
Rs.	Rs.	Rs.	Rs.	Rs.	Rs.	Rs.	Rs.	Rs.
..	..	152	2,659	...	2,659	1,827	832	2·12
..	..	10,933	32,329	...	32,329	7,720	24,609	2·92
..	..	5,094	10,208	...	10,208	5,254	4,954	0·77
..	..	836	62,492	...	62,492	21,808	40,684	4·29
..	..	12,293	47,504	...	47,504	22,953	24,551	1·17
..	..	138	1,473	...	1,473	2,833	-1,360	(a)
..	..	695	2,965	...	2,965	2,984	-19	(a)
..	..	4,401	29,713	...	29,713	23,010	6,703	0·86
..	..	263	1,671	...	1,671	901	770	1·34
..	..	2,559	12,721	...	12,721	5,499	7,222	1·46
..	..	4,921	5,185	...	5,185	3,451	1,734	1·09
14,313	..	3,572	79,751	...	79,751	17,969	61,782	4·35
..	..	266	2,914	916	3,830	687	3,143	4·91
..	..	5	776	...	776	1,031	-255	(a)
..	..	209	2,872	...	2,872	2,347	525	0·31
..	..	25	439	687	1,126	1,283	-157	(a)
..	..	..	1,675	-2,391	-716	2,747	-3,463	(a)
..	..	2,458	49,755	594	50,349	53,721	-3,372	(a)
..	..	482	54,112	...	54,112	47,954	6,158	0·30
..	..	293	2,021	225	2,246	4,391	-2,145	(a)
..	44	33,733	5,87,387	...	5,87,387	3,59,816	2,27,571	2·21

revenue against the work is a minus figure.

## STATEMENT

Irrigation Works.  1	Capital out- lay (direct and indirect) to end of year.  2	REVENUE		
		Direct		
		Occupier's rate.  3	Owner's rate.  4	Planta- tions.  5
WORKS FOR WHICH CAPITAL ACCOUNTS ARE KEPT— <i>contd.</i>				
UNPRODUCTIVE— <i>contd.</i>				
<i>Works in Operation—contd.</i>				
37 Pravara Canal .. ..	1,38,18,612	1,48,805	..	4,323
38 Parsul Tank .. ..	2,14,995	4,176	..	..
39 Pravara Left Bank Canal .. ..	3,47,550	3,65,044	..	359
40 Mutha Canal including Matoba Tank .. ..	65,45,951	2,41,624	..	1,302
41 Nira Canal and Shetphal Tank .. ..	66,45,531	7,34,137	..	1,353
42 Kasurdi Tank .. ..	45,590	- 44	..	..
43 Shirsuphal Tank .. ..	2,24,568	5,567	..	40
44 Bhadalvadi do. .. ..	2,27,422	2,643	..	..
45 Nira Right Bank Canal .. ..	3,39,33,627	14,138	..	..
Total Unproductive .. ..	9,01,22,415	24,92,020	..	11,620
Grand Total .. ..	9,02,67,376	24,94,792	..	11,620

(a) No percentage is calculated as the net

## IV-C—concl.

ASSESSED DURING THE YEAR.								
assessed revenue.				Indirect Revenue (Land Revenue due to operation of canal).	Grand Total.	Working expenses, direct and indirect.	Net assessed revenue of the year.	Percentage on Capital outlay to end of year.
Water-power.	Naviga-tion.	Miscella-neous.	Total.					
6	7	8	9	10	11	12	13	14
..	..	8,854	1,61,982	...	1,61,982	1,01,937	60,045	0·43
..	..	..	4,176	...	4,176	1,978	2,198	1·02
..	..	1,676	3,67,079	76	3,67,155	1,40,189	2,26,966	65·30
..	500	79,006	3,22,432	52	3,22,484	1,56,846	1,65,638	2·53
..	..	9,171	7,44,661	...	7,44,661	3,28,993	4,15,668	6·25
..	..	387	431	...	431	1,398	— 967	(a)
..	..	364	5,971	...	5,971	4,404	1,567	0·70
..	..	429	3,072	...	3,072	4,283	— 1,211	(a)
..	..	..	14,138	...	14,138	483	13,655	0·40
14,313	544	2,99,581	28,18,078	11,902	28,29,980	14,38,986	13,90,994	1·54
14,313	544	2,99,644	28,20,913	22,062	28,42,975	14,45,498	13,97,477	1·55

revenue against the work is a minus figure.

S. K. MEHTA,  
Assistant Accounts Officer.

## STATEMENT

*Statement of Area irrigated by Irrigation Works in the Bombay*

No.	Name of work.	Area irrigated in acres.					Double cropped.	
		Kharif.	Rabi.	Total.	Flow.	Lift.	Area irrigated.	Percentage of Total Area.
1	2	3	4	5	6	7	8	9
<b>WORKS FOR WHICH CAPITAL AND REVENUE ACCOUNTS ARE KEPT.</b>								
<b>PRODUCTIVE.</b>								
1	Gadikeri Tank .. .. .	*407	..	*407	407	..	..	..
2	Mavinkop Tank .. .. .	*608	..	*608	608	..	..	..
3	Shahada channel .. .. .	{ 175 *95	{ 335 *990	{ 510 *1,085	{ 1,595	..	Discharge	..
	* Total. Productive ..	{ *1,110	{ 335 *990	{ 510 *2,100	{ 2,610	..	..	..
<b>UNPRODUCTIVE.</b>								
4	Hathmati and Khari Cut Canals ..	{ 144 3,569	{ 343 43	{ 387 3,612	{ 365 3,338	{ 22 274	..	..
5	Wangroli Tank .. .. .	351	97	443	443	5	..	..
6	Tranza-Nagrama Tanks .. .. .	13	..	3	..	3	..	..
7	Savli Tank .. .. .	594	435	1,029	1,029	..	..	..
8	Sahiar Tank .. .. .	172	..	172	172	..	..	..
9	Futelao Tank .. .. .	..	7	74	74	..	..	..
10	Lower Panjhra River Works .. ..	{ 256 *1,183	{ 869 *97	{ 1,125 *1,236	{ 2,405	..	47	1.95
11	Hartala Tank .. .. .	..	..	..	..	..	..	..
12	Mhasva Tank .. .. .	180	49	229	226	3	..	..
13	Jamda Canals .. .. .	1,350	234	1,584	1,584	..	..	..
14	Bhatodi Tank .. .. .	7	743	750	734	16	..	..
15	Ekruk Tank .. .. .	1,598	2,531	4,129	4,013	116	..	..
16	Koregaon Tank .. .. .	18	436	454	439	15	..	..
17	Ashti Tank .. .. .	116	3,820	3,936	3,924	12	..	..
18	Pathri Tank .. .. .	6	1,122	1,128	1,081	47	..	..
19	Krishna Canal .. .. .	5,717	3,140	8,857	7,657	1,200	136	2
20	Mhaswad Tank .. .. .	..	(4,847) 5,543	5,543	5,525	18	..	..
21	Revari Canal .. .. .	35	269	304	303	1	44	14
22	Upper Man River Works .. .. .	79	411	490	489	1	..	..
23	Yerla River Irrigation Works ..	451	5,879	6,330	6,261	69	..	..

I-E.

## Presidency, excluding Sind, during the year 1924-25.

Average discharges, cubic feet per second				Area irrigated per cubic foot per second				Base to which the duties of water are calculated	
At Head		Utilized		Discharged at Head		Utilized		Kharif	Rabi
Kharif	Rabi	Kharif	Rabi	Kharif	Rabi	Kharif	Rabi		
10	11	12	13	14	15	16	17	18	19
0·23	..	0·23	..	1,770	..	1,770	..	16th January to 15th October.	16th October to 15th January.
4·50	..	4·50	..	135	..	135	..	Do.	Do.
unreliable.								15th June to 14th October.	15th October to 14th February.
..	..	..	..	..	..	..	..		
‡ 132	29	21	21	0·31	11·83	2	16·34	15th June to 14th October.	15th October to 14th February.
§ 63	23	50	..	56·65	1·87	71·38	..		
10·53	8·31	10·53	8·31	33·33	11·67	33·33	11·67	Do.	Do.
..	..	..	..	..	..	..	..	Do.	Do.
35·36	12·31	35·36	12·31	16·79	35·33	16·79	35·33	Do.	Do.
10·95	..	10·95	..	15·70	..	15·70	..	Do.	Do.
..	1·92	..	1·92	..	38·50	..	38·50	Do.	Do.
0·85	2·15	0·85	2·15	1,575	449·0	1,575	449	Do.	Do.
..	..	..	..	..	..	..	..	....	....
0·46	0·50	0·46	0·50	391	100·00	391·00	100·00	15th February to 14th October.	15th October to 14th February.
26·74	50·44	26·74	50·44	50	7·95	50·00	7·95	Do.	Do.
	1·55		1·55		473·00		473·00	16th June to 14th October.	15th October to 15th February.
5·41	13·09	1·26	8·91	295	265·00	1,268	390	15th February to 14th October.	15th October to 14th February.
0·18	30·2	0·18	3·02	100	150	100	150	Do.	Do.
0·04	15·68	0·04	15·68	2,900	258	2,900	258	Do.	Do.
0·06	5·24	0·06	5·24	100	215	100	215	Do.	Do.
**	..	..	..	..	..	..	..	16th February to 15th October.	16th October to 15th February.
..	55	..	55·00	..	(a) 88·00	..	(a) 88	15th February to 14th October.	15th October to 14th February.
1·59	1·76	1·59	1·76	22	15·28	22·00	150	16th February to 15th October.	16th October to 15th February.
0·15	1·12	0·15	1·12	607	404	607	404	Do.	Do.
3·80	16·09	3·80	16·09	133·4	472·21	133	472	Do.	Do.

## STATEMENT

No.	Name of work.	Area irrigated in acres.					Double cropped.	
		Kharif.	Rabi.	Total.	Flow.	Lift.	Area irrigated.	Percentage of Total Area.
1	2	3	4	5	6	7	8	9
WORKS FOR WHICH CAPITAL AND REVENUE ACCOUNTS ARE KEPT— <i>contd.</i> UNPRODUCTIVE— <i>contd.</i>								
24	Chikhi Canal .. .. .	360	297	657	645	12	26	4
25	Maini Tank .. .. .	279	2,319	2,598	2,535	63	..	..
26	Muchkundi Tank .. .. .	48	10	58	58	..	..	..
27	Gokak Canal, First Section and Storage Works.	8,085	4,689	12,774	12,116	58	..	..
28	Dambal Tank .. .. .	{ 318 *144	{ 272 ..	{ 590 *144	{ 590 *144	..	..	..
29	Medleri Tank .. .. .	73	3	81	79	2	..	..
30	Madag Tank .. .. .	445	170	615	615	..	..	..
31	Asundi Tank .. .. .	21	{ 33 *190	{ 4 *190	{ 48 *190	6	..	..
32	Dharma Canal .. .. .	{ 311 *5,227	{ .. ..	{ 311 *5,227	{ 311 *5,227	..	..	..
	Waghad Tank .. .. .	..	..	..	..	..	..	..
	Palkhed Canal .. .. .	{ (2,771) 2,05	{ (2,504) 1,057	3,663	3,614	49	20	0.54
33	Kadwa River Works. {	{ (1,304) 1,118	{ (989) 359	1,477	1,477	..	23	2
	Ojhar Tambat Canal .. .. .	{ (1,143) 992	{ (880) 54	1,532	1,523	4	..	..
	Wadali Canal .. .. .	{ (1,143) 992	{ (880) 54	1,532	1,523	4	..	..
34	Girna Left Bank Canal .. .. .	{ (6,051) 6,12	{ (3,704) 2,527	9,739	9,219	20	1,167	13
35	Pravara River Works—Lakh Canal .. .. .	{ (274) 296	{ (369) 34	680	643	37	149	2
	Lake Beale—Darna Dam .. .. .	30	188	533	..	533	..	..
36	Godavari Right Bank Canal .. .. .	{ (14,932) 14,318	{ (17,320) 15,088	29,406	29,386	20	3,231	1
	Godavari Left Bank Canal .. .. .	{ (8,523) 8,270	{ (8,218) 6,048	14,318	14,199	19	..	..
37	Pravara River Works—Pravara Right Bank Canal.	{ (7,027) 7,393	{ (6,311) 4,074	11,467	11,467	..	1,294	1
38	Parsul Tank .. .. .	{ (181) 324	{ (821) 625	949	949	..	..	..
39	Pravara River Works—Pravara Left Bank Canal.	{ (16,805) 18,144	{ (13,170) 7,245	25,389	25,389	..	351	1
40	Mutha Canals and .. .. .	{ (14,159) 14,438	{ (6,791) 2,919	17,417	17,216	201	27	0.15
	Matoba Tank .. .. .	{ (1,229) 1,079	{ (1,945) 2,253	3,337	3,337	..	..	..

I-E—contd.

Average discharges, cubic feet per second.				Area irrigated per cubic foot per second.				Base to which the duties or water are calculated.	
At Head.		Utilized.		Discharged at Head.		Utilized.		Kharif.	Rabi.
Kharif.	Rabi.	Kharif.	Rabi.	Kharif.	Rabi.	Kharif.	Rabi.		
10	11	12	13	14	15	16	17	18	19
1·39	1·81	1·39	1·81	270·5	247·51	270	247	16th February to 15th October.	16th October to 15th February.
1·24	6·63	1·24	6·63	253·22	389·44	253	389	Do.	Do.
..	..	..	..	..	..	..	..	....	....
24·00	42·09	24·00	42·09	337	111	337	111	15th February to 14th October.	15th October to 14th February.
1·14	3·73	1·14	3·73	405	72	405	72	16th January to 15th October.	16th October to 15th January.
2·33	3·89	2·33	3·89	34	0·77	34	0·77	Do.	Do.
6·70	12·28	6·70	12·28	66	13	66	13	Do.	Do.
1·57	3·08	1·57	3·08	13	72	13	72	Do.	Do.
46·03	..	46·03	..	120	..	120	..	Do.	Do.
..	..	..	..	..	..	..	..		
15	32	18	32	154	(c) 78	154	(c) 78		
4	7	4	7	(d) 326	141	(d) 326	141	15th June to 14th October.	15th October to 14th February..
4	8	4	8	(d) 286	(c) 1·0	(d) 2·6	(c) 110		
35	51	35	51	173	(c) 73	173	(c) 73		
7	8	7	8	39	46	39	46		
..	..	..	..	..	..	..	..		
177	242	177	242	(e) 84	(e) 72	(e) 84	(e) 72	15th February to 14th October.	Do.
105	106	105	106	(e) 81	(e) 77	(e) 81	(e) 77		
100	96	100	96	(f) 70	(f) 66	(f) 70	(f) 66		
2	4	2	4	(a) 91	(d) 205	(a) 91	(d) 205	15th June to 14th October.	Do.
299	250	299	250	(f) 56	(f) 53	(f) 56	(f) 53	15th February to 14th October.	Do.
175	123	(h)	(h)	(i) 81	(i) 55	..	..	Do.	Do.
(g) 11	13	(j) 11	13	112	150	112	150	Do.	Do.



## STATEMENT

No.	Name of work.	Area irrigated in acres.					Double cropped.	
		Kharif.	Rabi.	Total.	Flow.	Lift.	Area irrigated.	Percentage of Total Area.
1	2	3	4	5	6	7	8	9
WORKS FOR WHICH CAPITAL AND REVENUE ACCOUNTS ARE KEPT— <i>contd.</i>								
UNPRODUCTIVE— <i>contd.</i>								
41	{ Nira Canal and .. .. .	{ 30,271	{ (49,894)	71,531	70,597	934	3,010	4
		{ 30,391	{ 41,140					
	{ Shetphal Tank .. .. .	{ (3,188)	{ (5,213)	7,099	7,075	24	75	1
		{ 1,487	{ 5,612					
42	Kasurdi Tank .. .. .	14	14	28	28	..	..	..
43	Shirsuphal Tank .. .. .	2	{ (951)	1,016	1,016	..	..	..
			{ 993					
44	Bhadalwadi Tank .. .. .	..	{ (863)	893	893	..	..	..
			{ 893					
45	Nira Right Bank Canal .. .. .	..	2,786	2,786	2,786	..	..	..
	Total, Unproductive .. .. .	1,24,446	1,28,641	2,61,087	2,63,609	4,319	9,600	3.6
		*6,554	*237	*6,841				
				††28				
	Grand Total, Productive and Unproductive .. .. .	1,32,621	1,28,976	2,61,997	2,66,219	4,319	9,600	3.5
		*7,664	*1,277	*8,941				
				††28				

Note.—The bold figures in brackets represent areas actually irrigated during the respective seasons and the duties have during the rabi season are assessed in Kharif papers and *vice versa*. In the rabi season in addition to pure rabi crops the rabi area.

Note by the Superintending Engineer, Central Circle :—

As perennial and eight months crops are irrigated during the rabi season in order to obtain the figures of duty for the rabi season are added to areas of rabi in column 4 and the total so obtained is divided by figures of rabi discharges

(a) Low duties are due to spread of the rainfall over the major portion of the season which has helped the crops.

(b) The difference between the discharges "At head" and "utilized" is due to canal water having been let into

(c) Low duties are due to scattered nature of irrigation. The duties shown against the Kadwa River Works and season.

(d) High duties are due to timely and well distributed rainfall in the area irrigated and to consequent less consumption

(e) The duties on the Godavari canals are low and divergent as the proportion of sugarcane and other perennial crops

(f) The low duties on the Pravara canals are due to the fact that irrigation is yet under development.

(g) The high duties on the Shetphal Tank are due to the smallness of channel and concentration of irrigation.

(h) Figures of "utilized" discharge are not available as the quantity let into the Matoba tank was not measured. A also to the suburbs of Poona and for industrial purposes.

(i) The low duties on the Mutha canals are due to high proportion of sugarcane and other perennials which require

(j) There was no discharge from these tanks in the hot weather season. The average discharge and duties are therefore during the monsoon and rabi seasons there is no discharge from these tanks for days together due to rainfall and calculating average discharge and duties.

(k) This Tank received a very meagre replenishment during the kharif and the rabi season, only one watering could be

(l) Both these tanks did not practically receive any replenishment in the kharif season. Only one watering could be

(m) Water was utilised both for testing the canal and water lining, etc., and for irrigation and the quantity

\*Area under consolidated assessment.

†This includes 2 acres of hot weather cultivation.

‡Out of the average discharge of 132 cusecs, 21 cusecs were utilized in kharif season and 111 cusecs were

§Out of the average discharge of 63 cusecs, allowance of 13 cusecs is given on account of absorption and

¶This represents irrigation by lift from wells situated in the bed of Tranza tank.

||No water was taken in the kharif season.

\*\*Discharges recorded were found to be unreliable.

††This represents an area of 28 acres indirectly irrigated by underground percolation from the Mutha Right

## I-E—concl'd.

Average discharges, cubic feet per second.				Area irrigated per cubic foot per second.				Base to which the duties of water are calculated.	
At Head.		Utilized.		Discharged at Head.		Utilized.		Khari.	Rabi.
Kharif.	Rabi.	Kharif.	Rabi.	Kharif.	Rabi.	Kharif.	Rabi.		
10	11	12	13	14	15	16	17	18	19
293	(b) 407	231	(b) 365	103	123	131	137	15th February to 14th October.	15th October to 14th February.
14	31	14	31	(g) 228	168	(g) 228	138	Do. ..	Do.
..	(k)	..	..	..	..	..	..	} 15th June to 14th October.	Do.
(l)(j)	6	..	6	..	159	..	159		
(l)(j)	9	..	9	..	96	..	96		
..	(m) 23	(m)	(m)	..	120	..	..	Do.	Do.
..	..	..	..	..	..	..	..		
..	..	..	..	..	..	..	..		

been calculated on these figures. They differ from those in statement IV-E owing to the fact that certain areas irrigated perennial and eight months crops are irrigated. To obtain correct duties therefore these crops have to be added to

rabi season in columns 15 and 17 the areas of perennial and eight months crops given in statement 'G' irrigated in in columns 11 and 13. The figures in columns 15 and 17 thus represent areas actually irrigated per cusec.

Shetphal tank and run to waste through scouring sluices.

Lakh Canal are fictitious figures as perennial and hot weather crops are mostly irrigated on well water during hot weather of canal water.

to the seasonal crops is low and divergent.

large quantity of water is besides supplied for drinking and domestic purposes to the Poona City and Cantonment and

larger quantity of water and also to the fact that a large quantity of water is supplied for drinking purposes, etc.

calculated on four months basis. If they were calculated on eight months it would give vitiated results. Even other causes. The actual number of days on which the channels were in flow has therefore been taken for purposes of

issued to a small area.

issued.

utilised for irrigation alone cannot be given.

utilised in filling the Bokh reservoir.

evaporation in reaching water to outlet head.

Bank Canal.

## STATEMENT

Statement showing Incidence of Working Expenses and Assessed Water the year

No.	Name of work.	Average discharge of the year at canal Head in cubic feet per second.	Water-rate assessed.				
			Occupier's.	Owner's.	Total Direct.	Indirect.	Total Direct and Indirect.
WORKS FOR WHICH CAPITAL AND REVENUE ACCOUNTS ARE KEPT.			Rs.	Rs.	Rs.	Rs.	Rs.
PRODUCTIVE.							
1	Gadikeri Tank .. ..	0.27	..	..	..	2,356	2,356
2	Mavinkop Tank .. ..	4.21	..	..	..	1,856	1,856
3	Shahada Channel .. ..	†	2,772	..	2,772	5,958	8,730
	Total, Productive .. ..	..	2,772	..	2,772	10,160	12,932
UNPRODUCTIVE.							
4	Hathmati Canal and Khari Cut Canal ..	{ 54.00 } { 29.00 }	25,265	..	25,265	..	25,265
5	Wangroli Tank .. ..	18.84	1,712	..	1,712	..	1,712
6	Tranza Nagamma Tanks .. ..	..	..	..	..	..	..
7	Savli Tank .. ..	47.67	3,251	..	3,251	1	3,252
8	Sahiat Tank .. ..	10.95	687	..	687	..	687
9	Futelao Tank .. ..	1.92	222	..	222	..	222
10	Lower Panjhra River Works .. ..	1.83	12,000	..	12,000	8,943	20,943
11	Hartala Tank .. ..	..	..	..	..	..	..
12	Mhasva Tank .. ..	0.47	518	..	518	..	518
13	Jamda Canals .. ..	34.70	4,960	..	4,960	..	4,960
14	Bhatodi Tank .. ..	0.52	4,575	..	4,575	2,794	7,369
15	Ekruk Tank .. ..	7.99	32,684	..	32,684	..	32,684
16	Koregaon Tank .. ..	1.14	2,507	..	2,507	..	2,507
17	Ashti Tank .. ..	5.31	19,943	..	19,943	..	19,943
18	Pathri Tank .. ..	1.81	5,114	..	5,114	..	5,114
19	Krishna Canal .. ..	†	61,656	..	61,656	..	61,656
20	Mhaswad Tank .. ..	22.00	34,210	..	34,210	..	34,210
21	Revari Canal .. ..	1.59	1,335	..	1,335	..	1,335
22	Upper Man River Works .. ..	0.58	2,270	..	2,270	..	2,270
23	Yerla River Irrigation Works .. ..	9.56	25,312	..	25,312	..	25,312
24	Chikhli Canal .. ..	1.53	1,403	..	1,408	..	1,408
25	Maini Tank .. ..	3.57	10,162	..	10,162	..	10,162
26	Muehkundi Tank .. ..	..	264	..	264	..	264

\* Area under consoli  
† Discharges

## II-E.

## Revenue on Canals in the Bombay Presidency, excluding Sind, during 1924-25.

Gross assessed Revenue from all sources.	Working Expenses. Direct and Indirect.	Area irrigated during the year.	Working Expenses.			Occupier's Rate.		Total water-rate, Direct and Indirect.	
			Per cent. on Gross Revenue.	Per acre irrigated.	Per cubic foot per second of discharge at canal Head.	Per acre irrigated.	Per cubic foot per second of discharge at canal Head.	Per acre irrigated.	Per cubic foot per second of discharge at canal Head.
Rs.	Rs.	Acres.	Rs.	Rs.	Rs.	Rs.	Rs.	Rs.	Rs.
2,356	544	407*	23·09	1·34	2,014·81	..	..	5·79	8,725·93
1,846	461	608*	24·97	0·76	150·50	..	..	3·04	4·8·48
8,793	5,507	1,085* 510	62·63	3·45	..	1·74	..	5·47	..
12,995	6,512	{ 510 2,100* }	50·11	2·50	..	1·06	..	4·95	..
33,955	33,019	{ 387 3,612 }	97·24	8·26	337·82	6·32	304·40	6·32	304·40
4,328	10,575	448	244·34	23·60	561·31	3·82	90·87	3·82	90·87
1,493	2,753	3	18·44	917·67	..	..	..	..	..
4,173	5,762	1,029	133·08	5·69	120·87	3·16	63·20	3·16	68·22
1,450	4,088	172	277·79	23·42	267·85	3·99	62·74	3·99	62·74
306	1,612	74	526·80	21·78	839·58	3·00	115·63	3·00	115·63
23,220	5,207	{ 1,125 1,280* }	22·42	2·17	2,845·36	5·00	6,568·51	8·72	11,457·92
1,048	841	..	80·25	..	..	..	..	..	..
1,782	1,558	229	87·43	6·80	331·49	2·26	1,102·13	2·26	1,102·13
7,122	12,779	1,584	179·43	8·07	363·27	3·13	142·94	3·13	142·94
8,645	9,395	750	108·69	12·53	18,069·23	6·10	8,798·08	9·83	14,171·15
1,27,735	20,759	4,129	16·25	5·03	2,598·12	7·92	409·61	7·92	409·61
2,659	1,827	454	68·71	4·02	1,602·63	5·52	2,199·20	5·52	2,199·20
32,329	7,720	3,936	23·88	1·96	1,453·86	5·06	3,755·74	5·06	3,755·74
10,208	5,254	1,128	51·47	4·66	2,902·76	4·53	2,825·41	4·53	2,825·41
62,492	21,808	8,857	34·89	2·45	..	6·96	..	6·96	..
47,504	22,953	5,543	48·32	4·14	1,043·42	6·17	1,555·00	6·17	1,555·00
1,473	2,833	304	192·33	9·35	1,781·76	4·39	839·62	4·39	839·62
2,965	2,584	490	100·64	6·09	5,144·83	4·63	3,913·79	4·63	3,913·79
29,713	23,010	6,330	77·44	3·64	2,405·90	4·00	2,647·70	4·00	2,647·70
1,671	901	657	53·92	1·37	583·89	2·14	920·26	2·14	920·26
12,721	5,499	2,598	43·22	2·12	1,540·34	3·91	2,846·50	3·91	2,846·50
5,185	3,451	58	66·56	59·40	..	4·55	..	4·55	..

dated assessment,  
unreliable.

## STATEMENT

No.	Name of work.	Average discharge of the year at canal Head in cubic feet per second.	Water-rate assessed.				
			Occupier's	Owner's.	Total Direct.	Indirect.	Total Direct and Indirect.
WORKS FOR WHICH CAPITAL AND REVENUE ACCOUNTS ARE KEPT— <i>contd.</i>			Rs.	Rs.	Rs.	Rs.	Rs.
UNPRODUCTIVE— <i>contd.</i>							
27	Gokak Canal, 1st Section and Storage Works .. .. .	30·08	61,866	..	61,866	..	61,866
28	Dambal Tank .. .. .	1·79	2,648	..	2,648	916	3,564
29	Medleri Tank .. .. .	2·72	771	..	771	..	771
30	Madag Tank .. .. .	8·10	2,652	..	2,652	..	2,652
31	Asundi Tank .. .. .	1·95	414	..	414	687	1,101
32	Dharma Canal .. .. .	39·49	1,675	..	1,675	—2,391	—716
33	Kadwa River Works. { Waghad Tank. Palkhed Canal. Ojhar-Tambat Canal .. Wadali Canal..	{ 22·00 5·00 5·00	{ 47,269	{ ..	{ 47,269	{ 594	{ 47,863
34	Girna Left Bank Canal .. .. .	41·00	53,572	..	53,572	..	53,572
35	Pravara River Works—Lakh Canal .. .. .	7·00	1,633	..	1,633	225	1,858
36	{ Lake Beale Darna Dam .. .. . Godavari Right Bank Canal .. .. . Godavari Left Bank Canal .. .. .	{ .. 197·00 105·00	{ 5,53,267	{ ..	{ 5,53,267	{ ..	{ 5,53,267
37	Pravara River Works—Pravara Right Bank Canal .. .. .	99·00	1,48,805	..	1,48,805	..	1,48,805
38	Parsul Tank .. .. .	2·00	4,176	..	4,176	..	4,176
39	Pravara River Works—Pravara Left Bank Canal .. .. .	283·00	3,65,044	..	3,65,044	76	3,65,120
40	{ Mutha Canals and .. .. . Matoba Tank .. .. .	{ 157·00 9·00	{ 2,41,624	{ ..	{ 2,41,624	{ 52	{ 2,41,676
41	{ Nira Canal and .. .. . Shetphal Tank .. .. .	{ 331·00 200·00	{ 7,34,137	{ ..	{ 7,34,137	{ ..	{ 7,34,137
42	Kasurdi Tank .. .. .	(a)	44	..	44	..	44
43	Shirsuphal Tank .. .. .	(b)	5,567	..	5,567	..	5,567
44	Bhadalvadi Tank .. .. .	(b)	2,643	..	2,643	..	2,643
45	Nira Right Bank Canal .. .. .	23·00	14,138	..	14,138	..	14,138
	Total, Unproductive .. .. .	..	24,92,020	..	24,92,020	11,902	25,03,922
	Grand Total .. .. .	..	24,94,792	..	24,94,792	22,062	25,16,854

\* Area under consolidated

† This represents an area of 28 acres indirectly irrigated by  
(a) The Kasurdi tank received a very small replenishment during the  
(b) Average discharge is calculated for the period during which there was

## II-E—concl'd.

Gross assessed Revenue from all sources.	Working Expenses Direct and Indirect.	Area irrigated during the year.	Working Expenses.			Occupier's Rate.		Total water-rate. Direct and Indirect.	
			Per cent. on Gross Revenue.	Per acre irrigated.	Per cubic foot per second of discharge at canal Head.	Per acre irrigated.	Per cubic foot per second of discharge at canal Head.	Per acre irrigated.	Per cubic foot per second of discharge at canal Head.
Rs.	Rs.	Acres.	Rs.	Rs.	Rs.	Rs.	Rs.	Rs.	Rs.
79,751	17,969	12,774	22.53	1.41	597.37	4.84	2,056.72	4.84	2,056.72
3,830	637	{ 590 144*	17.94	0.94	383.80	3.61	1,479.33	4.86	1,991.06
776	1,031	81	132.66	12.72	379.04	9.52	283.46	9.52	283.46
2,872	2,347	615	81.72	3.82	289.75	4.31	327.41	4.31	327.41
1,126	1,283	{ 54 190*	113.94	5.26	657.95	1.70	212.31	4.51	564.62
- 716	2,747	{ 311 5,227*	..	0.50	69.56	0.30	42.22	..	..
50,349	53,721	{ 3,663 1,477 1,532	106.70	8.05	1,678.78	7.08	1,477.16	7.7	1,495.72
54,112	47,954	9,239	88.62	5.19	1,089.85	5.80	1,217.55	5.80	1,217.5
2,245	4,391	680	195.50	6.45	627.29	2.40	233.29	2.73	265.43
5,87,387	3,59,816	{ 533 29,406 14,318	61.26	8.13	1,191.44	12.50	1,832.01	12.50	1,832.01
1,61,982	1,01,937	11,467	62.93	8.89	1,029.67	12.98	1,503.08	12.98	1,503.08
4,176	1,978	949	47.37	2.03	989.00	4.40	2,038.00	4.40	2,038.00
3,67,155	1,40,189	25,339	38.18	5.52	495.37	14.38	1,239.91	14.38	1,290.18
3,22,484	1,56,846	{ 20,754 28‡	48.64	7.55	947.86	11.63	1,455.56	11.63	1,455.88
7,44,651	3,23,993	73,530	44.18	4.19	619.57	9.34	1,382.56	9.34	1,382.56
431	1,398	28	324.36	49.93	..	1.57	..	1.57	..
5,971	4,404	1,016	73.76	4.33	..	5.48	..	5.48	..
3,072	4,283	893	139.42	4.80	..	2.96	..	2.96	..
14,138	483	2,796	3.42	0.17	21.00	5.08	614.70	5.08	614.70
28,29,930	14,38,986	{ 2,61,087 6,841* 28‡	50.85	5.37	..	9.30	..	9.34	..
28,42,975	14,45,498	{ 2,61,597 8,941* 28‡	50.84	5.34	..	9.22	..	9.30	..

assessment.  
underground percolation from Mutha Right Bank Canal.  
monsoon and rabi seasons. Only one watering could be issued to a small area.  
water in the tank.



## STATEMENT III-E—contd.

	1		2		3		4		5	
	Gadikeri Tank.		Mavinkop Tank.		Shahada Channel.		Hathmati and Khari Cut Canals.		Wangroli Tank.	
	Area irrigated.	Estimated value.	Area irrigated.	Estimated value.	Area irrigated.	Estimated value.	Area irrigated.	Estimated value.	Area irrigated.	Estimated value.
	Acres.	Rs.	Acres.	Rs.	Acres.	Rs.	Acres.	Rs.	Acres.	Rs.
Condi- ments. {	Chilly and Onions ..	..	..	..	..	..	..	..	..	..
	Garlic, Turmeric and Methi ..	..	..	..	..	220	5,185	..	..	..
Miscellaneous ..	..	..	..	..	35	..	..	..	..	..
Land insufficiently irrigated ..	..	..	..	..	..	..	..	..	..	..
Land assessed but not irrigated ..	..	..	..	..	..	..	..	..	..	..
Total ..	..	..	..	..	510	12,172	3,999	3,13,020	448	38,925
Area on which consolidated assessment is levied ..	407	12,225	608	37,300	1,085	36,830	..	..	..	..



## STATEMENT III-E—contd.

	6		7		8		9		10		
	Tranza-Nagramma Tanks.		Savli Tank.		Sahiat Tank.		Futelao Tank.		Lower Panjhra River Works.		
	Area irrigated.	Estimated value.	Area irrigated.	Estimated value.	Area irrigated.	Estimated value.	Area irrigated.	Estimated value.	Area irrigated.	Estimated value.	
	Acres.	Rs.	Acres.	Rs.	Acres.	Rs.	Acres.	Rs.	Acres.	Rs.	
Gardens and Orchards. { Vegetables.	..	..	..	..	..	..	..	..	..	..	
{ Fruits and other trees ..	..	..	..	..	..	..	..	..	186	14,613	
Sugarcane ..	..	..	..	..	..	..	..	..	7	2,600	
Cereals. {	Wheat ..	..	..	296	14,800	..	..	24	1,200	324	12,147
	Barley ..	..	..	..	..	..	..	..	..	..	..
	Rice ..	..	..	582	58,200	172	17,200	..	..	1	9
	Maize ..	..	..	..	..	..	..	..	..	4	75
	Jowar ..	3	90	..	..	..	..	..	..	..	..
	Chino, Ragi, Rala, Wara ..	..	..	2	40	..	..	..	..	26	500
	Bajri ..	..	..	..	..	..	..	..	..	..	..
Miscellaneous ..	..	..	..	..	..	..	..	..	..	..	
Pulses .. {	Gram, Udid, Mug ..	..	..	125	3,125	..	..	50	1,250	19	400
	Tur ..	..	..	..	..	..	..	..	..	..	..
	Peas ..	..	..	..	..	..	..	..	..	171	4,633
	Groundnut ..	..	..	3	240	..	..	..	..	..	..
Miscellaneous ..	..	..	..	..	..	..	..	..	..	..	
Fodder Crops. {	Fodder ..	..	..	1	60	..	..	..	..	28	698
	Luce r n e. etc. ..	..	..	..	..	..	..	..	..	..	..
Fibres .. {	Cotton ..	..	..	12	1,200	..	..	..	..	44	850
	T a g (Hemp) ..	..	..	..	..	..	..	..	..	..	..
Dyes ..	..	..	..	..	..	..	..	..	..	..	
Drugs and Narcotics .. {	Tobacco ..	..	..	..	..	..	..	..	..	..	..
	Rhang ..	..	..	..	..	..	..	..	..	..	..
Oilseeds {	Mustard, Sesam ..	..	..	..	..	..	..	..	..	132	8,197
	Linseed, Castor-oil ..	..	..	1	40	..	..	..	..	..	..

STATEMENT III-E—*contd.*

	6		7		8		9		10	
	Tranza-Nagramma Tanks.		Savli Tank.		Sahiat Tank.		Futelao Tank.		Lower Panjhra River Tanks.	
	Area irrigated.	Estimated value.	Area irrigated.	Estimated value.	Area irrigated.	Estimated value.	Area irrigated.	Estimated value.	Area irrigated.	Estimated value.
	Acres.	Rs.	Acres.	Rs.	Acres.	Rs.	Acres.	Rs.	Acres.	Rs.
Condi- ments.	Chilly and Onions..	..	..	..	..	..	..	..	..	..
	Garlic, Turmeric and Methi ..	..	..	7*	..	..	..	..	28	708
Miscellaneous ..	..	..	..	..	..	..	..	..	155	..
Land insufficiently irrigated ..	..	..	..	..	..	..	..	..	..	..
Land assessed but not irrigated ..	..	..	..	..	..	..	..	..	..	..
Total ..	3	90	1,029	77,705	172	17,200	74	2,450	1,125	45,430
Area on which consolidated assessment is levied ..	..	..	..	..	..	..	..	..	1,280	52,929

\* Water given for drenching the land for cultivation.



## STATEMENT III-E—contd.

	11		12		13		14		15		
	Hartala Tank.		Mhasva Tank.		Jamda Canals.		Bhatodi Tank.		Ekruk Tank.		
	Area irrigated.	Estimated value.	Area irrigated.	Estimated value.	Area irrigated.	Estimated value.	Area irrigated.	Estimated value.	Area irrigated.	Estimated value.	
	Acres.	Rs.	Acres.	Rs.	Acres.	Rs.	Acres.	Rs.	Acres.	Rs.	
Condi- ments. {	Chilly and Onions ..	..	..	3	212	4	6,936	3	247	9	820
	Garlic, Turmeric and Methi ..	..	..	..	..	7	115	..	..	3	300
Miscellaneous ..	..	..	..	..	4	..	10	5,138	1	92	
Land insufficiently irrigated ..	..	..	..	..	..	..	..	..	3	490	
Land assessed but not irrigated ..	..	..	128	..	21	..	..	..	..	..	
Total ..	..	..	229	2,502	1,584	78,965	750	61,185	4,129	3,43,812	
Area on which consolidated assessment is levied ..	..	..	..	..	..	..	..	..	..	..	



STATEMENT III-E—*contd.*

	16		17		18		19		20		
	Koregaon Tank.		Ashti Tank.		Pathri Tank.		Krishna Canal.		Mhaswad Tank.		
	Area irrigated.	Estimated value.	Area irrigated.	Estimated value.	Area irrigated.	Estimated value.	Area irrigated.	Estimated value.	Area irrigated.	Estimated value.	
	Acres.	Rs.	Acres.	Rs.	Acres.	Rs.	Acres.	Rs.	Acres.	Rs.	
Condi- ments. {	Chilly and Onions ..	1	70	..	..	2	158	458	88,750	9	486
	Garlic, Turmeric and Methi ..	16	3,215	..	..	11	2,230	1,524	4,57,200	..	..
Miscellaneous ..	2	150	55	455	2	50	..	..	15	348	
Land insufficiently irrigated ..	..	..	..	..	..	..	..	..	630	..	
Land assessed but not irrigated ..	..	..	..	..	..	..	..	..	6	..	
Total ..	454	32,541	3,936	56,930	1,128	85,545	8,857	22,62,792	5,543	2,33,267	
Area on which consolidated assessment is levied ..	..	..	..	..	..	..	..	..	..	..	



STATEMENT III-E—*contd.*

	21		22		23		24		25		
	Revari Canal.		Upper Man River Works.		Yerla River Irrigation Works.		Chikhli Canal.		Maini Tank.		
	Area irrigated.	Estimated value.	Area irrigated.	Estimated value.	Area irrigated.	Estimated value.	Area irrigated.	Estimated value.	Area irrigated.	Estimated value.	
	Acres.	Rs.	Acres.	Rs.	Acres.	Rs.	Acres.	Rs.	Acres.	Rs.	
Condi- ments. {	Chilly and Onions..	12	540	10	730	127	9,860	70	13,550	30	1,280
	Garlic, Turmeric and Methi ..	17	4,600	..	..	..	..	48	14,400	17	540
Miscellaneous ..	30*	..	..	..	..	..	..	..	..	..	
Land insufficiently irrigated ..	..	..	..	..	..	..	..	..	..	..	
Land assessed but not irrigated ..	..	..	..	..	..	..	..	..	..	..	
Total ..	304	28,765	490	21,988	6,330	5,63,576	657	1,00,430	2,598	1,21,458	
Area on which consolidated assessment is levied ..	..	..	..	..	..	..	..	..	..	..	

\* This area was taken into account in the kharif season as fresh applications had been received for the same in the rabi season. The area (30 acres) is again taken into account in rabi area and shown under "miscellaneous" to make up the total of 304 acres.



## STATEMENT III-E—contd.

	26		27		28		29		30		
	Muchkundi Tank.		Gokak Canal 1st Section and Storage Works.		Dambal Tank.		Medleri Tank.		Madag Tank.		
	Area irri- gated.	Esti- mated value.	Area irri- gated.	Esti- mated value.	Area irri- gated.	Esti- mated value.	Area irri- gated.	Esti- mated value.	Area irri- gated.	Esti- mated value.	
	Acres.	Rs.	Acres.	Rs.	Acres.	Rs.	Acres.	Rs.	Acres.	Rs.	
Gardens and Orchards.	Vegetables.	..	..	33	1,641	23	1,125	5	500	32	800
	Fruits and other trees ..	19	550	23	2,772	3	244	44	2,200	..	..
Sugarcane ..	5	100	313	37,611	..	..	..	..	15	600	
Cereals.	Wheat ..	..	..	37	1,836	..	..	..	..	..	..
	Barley ..	..	..	525	10,508	4	100	..	..	..	..
	Rice ..	..	..	43	1,497	..	..	30	1,500	375	11,265
	Maize ..	..	..	3,712	11,141	274	5,838	..	..	..	..
	Jowar ..	..	..	2,892	43,373	..	..	..	..	..	..
	Chino, Ragi, Rala, Wara ..	..	..	385	3,854	7	188	..	..	..	..
	Bajri ..	..	..	363	4,356	..	..	..	..	..	..
	Miscella- neous ..	34	90	..	..	..	..	..	..	..	..
Pulses ..	Gram, Udid, Mug ..	..	..	447	11,184	..	..	..	..	..	..
	Tur ..	..	..	..	..	..	..	..	..	..	..
	Peas ..	..	..	..	..	..	..	..	..	..	..
	Ground- nut ..	..	..	376	9,403	..	..	..	..	..	..
	Miscella- neous ..	..	..	..	..	..	..	..	..	..	..
Fodder Crops.	Fodder ..	..	..	..	..	..	..	..	..	..	..
	Luce r n e, etc. ..	..	..	..	..	..	..	..	..	..	..
Fibres ..	Cotton ..	..	..	1,794	8,990	..	..	..	..	..	..
	T a g (Hemp) ..	..	..	357	3,573	145	7,264	..	..	..	..
Dyes ..	..	..	..	..	..	..	..	..	..	..	
Drugs and Narco- tics ..	Tobacco ..	..	..	80	3,998	..	..	..	..	..	..
	Bhang ..	..	..	..	..	..	..	..	..	..	..
Oilseeds	Must a r d, Sesam ..	..	..	..	..	..	..	..	..	..	..
	Lin seed, Cas t o r- oil ..	..	..	..	..	32	951	..	..	..	..

STATEMENT III-E—*contd.*

	26		27		28		29		30		
	Muchkundi Tank.		Gokak Canal 1st Section and Storage Works.		Dambal Tank.		Medleri Tank.		Madag Tank.		
	Area irri- gated.	Esti- mated value.	Area irri- gated.	Esti- mated value.	Area irri- gated.	Esti- mated value.	Area irri- gated.	Esti- mated value.	Area irri- gated.	Esti- mated value.	
	Acres.	Rs.	Acres.	Rs.	Acres.	Rs.	Acres.	Rs.	Acres.	Rs.	
Condi- ments..	Chilly and Onions..	..	..	1,013	6,127	..	..	1	250	7	175
	Garlic, Turmeric and Methi..	..	..	10	475	134	10,700	1	300	186	4,650
Miscellaneous	..	..	271	46,319	8	340	..	..	..	..	
Land insufficiently irrigated	..	..	..	..	..	..	..	..	..	..	
Land assessed but not irrigated	..	..	..	..	..	..	..	..	..	..	
Total ..	52	740	12,774	2,08,658	59	26,750	81	4,750	615	17,490	
Area on which con- solidated assessment is levied	..	..	..	..	144	5,760	..	..	..	..	



## STATEMENT III-E—contd.

	31		32		33—Kadva River Works.						
	Asundi Tank.		Dharma Canal.		Palkhed Canal.		Ojhar Tambat Canal.		Wadali Canal.		
	Area irrigated.	Estimated value.	Area irrigated.	Estimated value.	Area irrigated.	Estimated value.	Area irrigated.	Estimated value.	Area irrigated.	Estimated value.	
	Acres.	Rs.	Acres.	Rs.	Acres.	Rs.	Acres.	Rs.	Acres.	Rs.	
Condi- ments. {	Chilly and Onions..	22	4,400	..	..	579	1,07,620	297	57,460	82	15,043
	Garlic, Turmeric and Methi ..	10	2,000	..	..	133	8,938	35	3,716	151	18,703
Miscellaneous ..	..	..	..	..	..	..	..	..	..	..	
Land insufficiently irrigated ..	..	..	..	..	..	..	..	..	..	..	
Land assessed but not irrigated ..	..	..	..	..	90	..	55	..	30	..	
Total ..	54	8,595	311	9,344	3,663	3,18,561	1,477	1,51,202	1,532	95,411	
Area on which consolidated assessment is levied ..	190	5,630	5,227	1,56,810	..	..	..	..	..	..	

## STATEMENT III-E—contd.

	33—Kadva River Works—concl'd.		34		35		36A		36B		
	Waghad Tank.		Chankapur Tank.		Pravara River Works—Lakh Canal.		Godavari Right Bank Canal		Godavari Left Bank Canal.		
	Area irrigated.	Estimated value.	Area irrigated.	Estimated value.	Area irrigated.	Estimated value.	Area irrigated.	Estimated value.	Area irrigated.	Estimated value.	
	Acres.	Rs.	Acres.	Rs.	Acres.	Rs.	Acres.	Rs.	Acres.	Rs.	
Gardens and Orchards ..	Vegetables.	..	..	20	956	5	201	40	3,994	17	2,025
	Fruits and other trees ..	..	..	7	1,682	18	7,680	2	550	28	8,672
Sugarcane ..	..	..	560	2,11,555	12	10,417	4,961	38,67,012	3,546	26,83,190	
Cereals.	Wheat ..	..	..	1,257	1,10,317	133	2,668	5,809	15,43,488	2,127	4,06,517
	Barley ..	..	..	..	..	..	..	1	4	..	..
	Rice ..	..	..	2	57	..	..	98	37,690	5	1,890
	Maize ..	..	..	15	702	1	13	56	5,37	29	2,204
	Jowar ..	..	..	57	4,411	91	1,811	1,348	2,00,260	204	29,882
	Chino, Ragi, Rala Wara ..	..	..	..	..	..	..	17	758	2	56
	Bajri ..	..	..	1,912	1,09,363	202	3,025	7,401	6,99,858	3,262	2,77,534
Pulses ..	Miscellaneous ..	..	..	..	..	..	..	..	..	..	..
	Gram, Udid, Mug ..	..	..	1,379	48,709	47	711	2,932	4,94,063	1,047	1,73,935
	Tur ..	..	..	..	..	..	..	10	952	1	75
	Peas ..	..	..	2	200	..	..	1	30	..	..
	Groundnut ..	..	..	84	9,291	12	720	1,411	3,94,520	727	1,52,243
Fodder Crops	Miscellaneous ..	..	..	..	..	..	..	..	..	..	..
	Fodder ..	..	..	38	25,467	14	216	380	35,462	329	23,651
Fibres ..	Luce r n e, etc. ..	..	..	44	6,519	8	379	277	53,065	217	34,309
	Cotton ..	..	..	1,633	2,33,884	35	1,045	104	31,687	176	48,099
Dyes ..	T a g (Hemp) ..	..	..	9	487	..	..	185	11,100	129	5,709
	..	..	..	..	..	..	..	..	..	..	..
Drugs and Narcotics ..	..	..	..	..	..	..	..	..	..	..	..
	Tobacco ..	..	..	..	..	..	..	..	..	..	..
Oilseeds	Bhang ..	..	..	..	..	..	..	..	..	..	..
	Mustard, Sesam ..	..	..	6	130	..	..	4	790	..	..
	Linseed, Castor-oil ..	..	..	..	..	..	..	1	15	..	..

## STATEMENT III-E—contd.

	33—Kadva River Works—concl'd.		34		35		36A		36B	
	Waghad Tank.		Chankapur Tank.		Pravara River Works—Lakh Canal.		Godavari Right Bank Canal.		Godavari Left Bank Canal.	
	Area irrigated.	Estimated value.	Area irrigated.	Estimated value.	Area irrigated.	Estimated value.	Area irrigated.	Estimated value.	Area irrigated.	Estimated value.
	Acres.	Rs.	Acres.	Rs.	Acres.	Rs.	Acres.	Rs.	Acres.	Rs.
Condi-ments. { Chilly and Onions..	..	..	13	1,002	8	374	377	1,07,813	285	31,465
{ Garli c, Turmeric and Methi ..	..	..	128	3,972	..	..	..	..	..	..
Miscellaneous ..	..	..	..	..	..	..	538*	..	..	..
Land insufficiently irrigated ..	..	..	696	..	..	..	..	..	..	..
Land assessed but not irrigated ..	..	..	1,037	..	93	..	3,991	..	2,187	..
Total ..	..	..	9,239	7,68,714	680	29,320	29,944	74,88,528	14,318	38,80,856
Area on which consolidated assessment is levied ..	..	..	..	..	..	..	..	..	..	..

\* This represents area in the basin of Lake Beale given out for cultivation. The areas were not measured separately for each crop hence no valuation can be made.

## STATEMENT III-E—contd.

	37 Pravara River Works—Pravara Right Bank Canal.		38 Parsul Tank.		39 Pravara River Works—Pravara Left Bank Canal.		40 Mutha Canals including Matoba Tank.		41 Nira Canal including Shetphal Tank.		
	Area irri- gated.	Esti- mated value.	Area irri- gated.	Esti- mated value.	Area irri- gated.	Esti- mated value.	Area irri- gated.	Esti- mated value.	Area irri- gated.	Esti- mated value.	
	Acres.	Rs.	Acres.	Rs.	Acres.	Rs.	Acres.	Rs.	Acres.	Rs.	
Gardens and Orchards ..	Vegetables. 13	367	5	464	26	1,968	545	1,90,750	30	16,500	
	Fruits and other trees ..	217	1,55,294	16	3,052	190	68,179	1,177	3,44,100	400	2,20,000
Sugarcane ..	2,437	21,14,542	12	6,237	6,393	50,52,960	2,899 *801	25,84,100	6,775 *6,729	54,20,000	
Cereals ..	Wheat ..	1,062	25,947	416	43,675	2,080	1,83,783	528	79,200	600	69,000
	Barley ..	3	46	..	..	..	..	..	..	..	..
	Rice ..	10	297	..	..	4	160	290	36,600	..	..
	Maize ..	34	517	1	42	174	5,570	29	14,500	500	45,000
	Jowar ..	1,548	34,322	21	2,112	2,378	1,07,614	2,649	2,64,900	36,640	5,12,9,600
	Chino, Ragi, Rala, Wara ..	33	492	..	..	32	383	1	50	30	2,700
	Bajri ..	2,924	55,651	..	..	6,068	2,36,829	5,677	4,25,775	6,000	5,40,000
	Miscellane- ous ..	..	..	..	..	..	2	275	..	..	
Pulses ..	Gram, Udid, Mug ..	314	9,397	299	14,988	774	43,454	266	21,280	700	56,000
	Tur ..	1	19	..	..	3	309	14	1,540	140	12,600
	Peas ..	..	..	..	..	..	..	10	1,000	..	..
	Ground- nut ..	324	19,450	12	1,860	372	32,167	525	1,40,100	9,110	10,93,200
	Miscellane- ous ..	..	..	..	..	..	21	2,100	..	..	
Fodder Crops ..	Fodder ..	296	5,357	..	..	848	46,219	2,258	2,25,800	270	18,900
	Luce r n e, etc. ..	238	11,880	12	2,321	430	42,562	330	1,65,000	65	12,350
Fibres ..	Cotton ..	689	22,113	72	11,468	2,312	1,76,738	13	3,900	210	25,200
	T a g (Hemp) ..	14	379	..	..	126	10,433	188	12,120	50	3,500
Dyes ..	..	..	..	..	..	..	..	..	..	..	
Drugs and Narco- tics ..	Tobacco ..	1	52	..	..	9	455	15	2,250	15	1,500
	Bhang ..	..	..	..	..	..	..	..	..	..	..
Oilseeds.	Mustard, Sesam ..	10	197	..	..	22	1,319	..	..	..	..
	Linseed, Castor- oil ..	..	..	..	..	5	86	..	..	..	..

## STATEMENT III-E—contd.

	37 Pravara River Works—Pravara Right Bank Canal.		38 Parsul Tank.		39 Pravara River Works—Pravara Left Bank Canal.		40 Mutha Canals including Matoba Tank.		41 Nira Canal including Shetphal Tank.	
	Area irrigated.	Estimated value.	Area irrigated.	Estimated value.	Area irrigated.	Estimated value.	Area irrigated.	Estimated value.	Area irrigated.	Estimated value.
	Acres.	Rs.	Acres.	Rs.	Acres.	Rs.	Acres.	Rs.	Acres.	Rs.
Con di-ments. { Chilly and Onions..	135	6,511	9	1,234	406	36,481	178	45,050	1,160	1,34,400
{ Garlic, Turmeric and Methi ..	..	..	45	4,502	..	..	..	..	..	..
Miscellaneous ..	..	..	..	..	..	..	28†	1,400	..	..
Land insufficiently irrigated ..	..	..	..	..	..	..	427	..	6,185	..
Land assessed but not irrigated ..	1,164	..	29	..	2,737	..	1,911	..	2,931	..
Total ..	11,467	24,62,840	949	91,955	25,389	60,47,719	20,782	45,61,790	78,630	1,28,00,450
Area on which consolidated assessment is levied ..	..	..	..	..	..	..	..	..	..	..

\* Area of Adsali already valued last year.

† This represents areas indirectly irrigated by underground percolation from the Mutha Right Bank Canal.



## STATEMENT III-E—concl'd.

	42 Kasurdi Tank.		43 Shirsuphal Tank.		44 Bhadalvadi Tank.		45 Nira Right Bank Canal.		Total.	
	Area irrigated.	Estimated value.	Area irrigated.	Estimated value.	Area irrigated.	Estimated value.	Area irrigated.	Estimated value.	Area irrigated.	Estimated value.
	Acres.	Rs.	Acres.	Rs.	Acres.	Rs.	Acres.	Rs.	Acres.	Rs.
Gardens and Orchards ..			13	7,800	..	..	..	..	1,065	2,48,537
{ Vegetables ..	..	..	..	..	..	..	..	..	..	..
{ Fruits and other trees ..	..	..	13	7,800	..	..	1/2	150	2,800 1/2	9,23,178
Sugarcane ..	..	..	10	3,000	..	..	..	..	37,455	2,34,63,673
Cereals ..			61	6,710	..	..	65	..	17,9 2	27,03,080
{ Wheat ..	3	270	..	..	..	..	..	..	545	11,135
{ Barley ..	..	..	..	..	..	..	..	..	6,218	5,26,482
{ Rice ..	..	..	..	..	..	..	..	..	5,063	1,01,432
{ Maize ..	..	..	..	..	..	..	..	..	72,700	71,11,665
{ Jowar ..	11	1,100	833	83,300	861	86,100	2,768	49,173	..	..
{ Chino, Ragi, Rala, Wara ..	..	..	..	..	..	..	..	..	543	9,193
{ Bajri ..	14	1,050	15	1,125	..	..	..	..	36,148	24,38,266
{ Miscellaneous ..	..	..	..	..	..	..	..	..	229	3,158
Pulses ..			2	150	2	150	..	..	10,959	9,87,730
{ Gram, Udid, Mug ..	..	..	..	..	..	..	..	..	170	15,505
{ Tur ..	..	..	..	..	..	..	..	..	227	6,805
{ Peas ..	..	..	..	..	..	..	..	..	17,156	2,16,341
{ Groundnut ..	..	..	..	..	..	..	..	..	501	26,424
{ Miscellaneous ..	..	..	..	..	..	..	..	..	5,581	4,05,352
Fodder Crops ..			..	..	..	..	..	..	1,744	3,37,802
{ Fodder ..	..	..	..	..	..	..	..	..	..	..
{ Lucerne, etc. ..	..	..	..	..	..	..	..	..	..	..
Fibres ..			13	3,900	..	..	..	..	8,898	7,15,289
{ Cotton ..	..	..	..	..	..	..	..	..	1,354	58,654
{ Tag (Hemp) ..	..	..	..	..	..	..	..	..	..	..
Dyes ..	..	..	..	..	..	..	..	..	..	..
Drugs and Narcotics ..			1	150	..	..	..	..	210	23,553
{ Tobacco ..	..	..	..	..	..	..	..	..	..	..
{ Bhang ..	..	..	..	..	..	..	..	..	..	..
Oilseeds ..			..	..	..	..	..	..	174	10,633
{ Mustard, Sesam ..	..	..	..	..	..	..	..	..	..	..
{ Linseed, Castor-oil ..	..	..	..	..	..	..	..	..	39	1,092

## STATEMENT III-E—concl'd.

	42 Kasurdi Tank.		43 Shirsuphal Tank.		44 Bhadalvadi Tank.		45 Nira Right Bank Canal.		Total.	
	Area irrigated.	Estimated value.	Area irrigated.	Estimated value.	Area irrigated.	Estimated value.	Area irrigated.	Estimated Value.	Area irrigated.	Estimated value.
	Acres.	Rs.	Acres.	Rs.	Acres.	Rs.	Acres.	Rs.	Acres.	Rs.
Condi-ments. { Chilly and Onions..	..	..	..	..	..	..	..	..	5,347	6,80,154
{ Garlic, Turmeric and Methi ..	..	..	10	1,500	..	..	2	175	2,743	5,48,174
Miscellaneous ..	..	..	..	..	..	..	2	53	1,25	54,345
Land insufficiently irrigated ..	..	..	..	..	..	..	..	..	7,971	490
Land assessed but not irrigated ..	..	..	45	..	30	..	11½	..	16,556½	..
Total ..	28	2,420	1,01	1,15,435	893	86,250	2,786	49,616	*2,61,625	4,37,28,142
Area on which consolidated assessment is levied ..	..	..	..	..	..	..	..	..	8,941	3,07,484

\* Inclusive of 28 acres indirectly irrigated by underground percolation from the Mutha Right Bank Canal. The estimated value was Rs. 1,400.

## STATEMENT

*Comparative Statement of Irrigation and Rainfall for the years*

Civil District.	Of the Civil District.			Works supplying Irrigation.	
	Total area in Acres.	Culturable area in Acres.	Cultivated area in Acres.	No.	Name.
1	2	3	4	5	6
	Acres.	Acres.	Acres.		
Ahmedabad ..	2,451,908	1,852,742	1,457,438	4	Hathmati Canal .. Khari Cut Canal .. Total ..
Kaira ..	1,036,864	875,854	856,140	5 6 7 8	Wangroli Tank .. .. Tranza Nagrama .. .. Savli Tank .. .. Saiat Tank .. .. Total ..
Panch Mahals ..	1,028,692	710,304	638,636	9	Futelao Tank .. ..
West Khandesh ..	3,431,181	1,725,366	1,449,225	3 10	Shahada Channel .. .. Lower Panjra River Works .. Total ..
East Khandesh ..	2,908,696	2,124,754	2,012,318	11 12 13	Hartala Tank .. .. Mhaswa Tank .. .. Jamda Canals .. .. Total ..
Nasik ..	3,771,539	2,478,619	2,030,508	33 34 38 36	Kadwa River Works. { Waghad Tank .. .. Palkhed Canal .. .. Ozar Tambat .. .. Wadali Canal .. .. Girna Left Bank Canal .. .. Parsal Tank .. .. Godavari River Works. { Lake Beale .. .. Godavari Right Bank Canal .. .. Do. Left Bank Canal .. .. Total ..

## IV-E.

## 1923-24 and 1924-25 in the Bombay Presidency, excluding Sind.

Culturable area commanded by the Irrigation Works in column 6 in Acres. 7	Area at present estimated as annually irrigable by the works specified in column 6. 8	Area irrigated in Acres.						Rainfall.	
		1923-24.			1924-25.			1923-24. 15	1924-25. 16
		Kharif. 9	Rabi. 10	Total. 11	Kharif. 12	Rabi. 13	Total. 14		
Acres.	Acres.	Acres.	Acres.	Acres.	Acres.	Acres.	Acres.	Inches.	Inches.
28,840	8,000	32	26	58	A 44	343	387	11·82	† 30·36
20,000	16,000	21	..	21	3,569	43	3,612	11·58	‡ 23·92
48,840	24,000	53	26	79	3,613	386	3,999		
5,000	3,400	..	..	..	351	97	448	13·20	§ 33·51
1,290	800	..	2	2	3	..	3	11·44	§ 25·13
4,700	3,000	7	..	7	594	435	1,029	14·19	§ 31·69
4,000	2,000	12	..	12	172	..	172	9·77	§ 25·87
14,990	9,200	19	2	21	1,120	532	1,652		
1,200	800	..	37	37	..	74	74	14·92	28·50
3,000	2,400	{ 135	1,203	1,338	175	335	510	} 19·66	20·02
12,627	12,627	{ *95	* 990	* 1,085	* 95	* 990	* 1,085		
		{ 802	439	1,241	256	869	1,125	} 18·92	27·33
		{ *1,499	* 125	* 1,624	* 1,183	* 97	* 1,280		
15,627	15,027	{ 937	1,642	2,579	431	1,204	1,635		
		{ *1,594	* 1,115	* 2,709	* 1,278	* 1,087	* 2,365		
527	415	..	25	25	..	..	..	22·53	20·25
4,075	1,700	4	152	156	180	49	229	15·50	25·90
40,185	5,000	455	345	801	1,350	234	1,584	19·73	22·35
44,787	7,115	459	523	982	1,530	283	1,813		
26,280	11,853	1,893	1,116	3,009	2,606	1,057	3,663	18·99	23·47
7,421	3,384	926	473	1,399	1,118	359	1,477	22·89	25·16
2,729	2,785	879	544	1,423	992	540	1,532	14·64	27·81
25,200	8,500	4,313	3,432	7,745	6,712	2,527	9,239	14·57	19·30
3,197	1,000	271	814	1,085	324	625	949	11·65	16·81
..	..	..	346	346	350	188	538	35·03	32·57
{ 83,000	30,109	1,685	2,629	4,314	1,375	2,181	3,556	15·21	25·86
		1,998	3,355	5,353	1,423	1,915	3,338	15·33	19·88
147,827	57,631	11,965	12,709	24,674	14,900	9,392	24,292		

## STATEMENT

Civil District.	Of the Civil District.			Works supplying Irrigation.	
	Total area in Acres.	Culturable area in Acres.	Cultivated area in Acres.	No.	Name.
1	2	3	4	5	6
Ahmednagar ..	Acres. 4,242,109	Acres. 3,203,273	Acres. 2,641,545	36	Godavari River Works. { Godavari Right Bank Canal. Do. Left Bank Canal
				35	Lakh canal .. ..
				37	Pravara Right Bank Canal ..
				39	Pravara Left Bank Canal ..
				14	Bhatodi Tank .. ..
					Total ..
Poona ..	3,427,447	2,531,560	1,951,026	41	Nira Left Bank Canal and Shetphal Tank.
				40	Mutha Canals and Matoba Tank.
				42	Kasurdi Tank .. ..
				43	Shirsupha' Tank .. ..
				44	Bhadalwadi Tank .. ..
				45	Nira Right Bank Canal ..
					Total ..
Sholapur ..	2,916,140	2,534,892	2,137,359	15	Ekruk Tank .. ..
				16	Koregaon Tank .. ..
				17	Ashti Tank .. ..
				18	Pathri Tank .. ..
				20	Mhaswad Tank .. ..
					Total ..
Satara ..	3,140,830	2,363,295	2,004,066	20	Mhaswad Tank .. ..
				19	Krishna Canal .. ..
				21	Revani Canal .. ..
				22	Upper Man River Works ..
				23	Yerla River Irrigation Works.
				24	Chikhli Canal .. ..
				25	Maini Tank .. ..
				45	Nira Right Bank Canal ..
					Total ..

## IV-E—contd.

Culturable area commanded by the Irrigation Works in column 6 in Acres.	Area at present estimated as annually irrigable by the works specified in column 6.	Area irrigated in Acres.						Rainfall.				
		1923-1924.			1924-1925.			1923-24.	1924-25.			
		Kharif.	Rabi.	Total.	Kharif.	Rabi.	Total.					
7	8	9	10	11	12	13	14	15	16			
Acres.	Acres.	Acres.	Acres.	Acres.	Acres.	Acres.	Acres.	Inches.	Inches.			
136,390	49,331	13,290	14,287	27,577	12,943	12,907	25,850	15.21	25.86			
	25,536	11,280	7,181	7,036	14,217	6,847	4,133	10,980	15.33	19.88		
	58,415	**16,960	499	549	1,048	296	384	680	13.57	21.51		
	99,025	**28,760	5,831	6,785	12,616	7,393	4,074	11,467	14.68	18.81		
	13,657	12,124	14,446	12,267	26,713	18,144	7,245	25,389	13.22	19.36		
		221	873	1,094	7	743	750	18.05	17.20			
333,023	118,455	41,468	41,797	83,265	45,630	29,486	75,116					
227,670	113,280	30,971	40,156	71,127	30,391	41,140	71,531	9.42	16.06			
	4,200	2,392	3,821	6,213	1,487	5,612	7,099	10.52	15.42			
	49,800	16,800	12,371	2,336	14,707	14,438	2,979	17,417	15.56	21.10		
		3,250	1,460	1,951	{ 3,411 }	{ †† 28 }	1,079	2,258	{ 3,337 }	{ †† 28 }	10.05	13.42
	478	150	..	34	34	14	14	28	6.91	5.31		
	2,500	1,800	298	1,239	1,537	23	993	1,016	7.86	13.86		
	2,400	2,000	301	519	820	..	893	893	10.06	9.94		
	..	..	..	..	..	..	462	462	8.47	12.76		
	282,848	141,480	47,793	50,056	{ 97,849 }	{ †† 28 }	47,432	54,351	{ 101,783 }	{ †† 28 }		
	16,941	16,941	75	2,968	3,043	1,598	2,531	4,129	18.50	17.32		
2,394	1,050	..	476	476	18	436	454	20.82	15.51			
16,825	11,780	52	3,303	3,355	116	3,820	3,936	11.10	23.02			
4,586	2,500	..	1,240	1,240	6	1,122	1,128	22.77	28.48			
102,400	24,300	2,441	7,921	10,362	..	4,712	4,712	11.45	17.06			
143,146	56,571	2,568	15,908	18,476	1,738	12,621	14,359					
3,814	500	90	801	891	..	831	831	7.74	11.45			
26,453	12,320	6,292	3,109	9,401	5,717	3,140	8,857	14.21	20.35			
3,624	1,920	115	144	259	35	269	304	14.24	19.27			
7,623	2,080	414	141	555	79	411	490	9.91	10.80			
10,680	5,480	1,552	4,340	5,892	451	5,879	6,330	12.52	19.07			
1,478	1,478	294	34	328	360	297	657	13.16	17.88			
4,625	4,625	..	1,791	1,791	279	2,319	2,598	11.49	13.32			
..	..	..	..	..	..	2,324	§§ 2,324	8.47	112.76			
58,297	28,403	8,757	10,360	19,117	6,921	15,400	22,391					

## STATEMENT

Civil District.	Of the Civil District.			Works supplying Irrigation.	
	Total area in Acres.	Culturable area in Acres.	Cultivated area in Acres.	No.	Name.
1	2	3	4	5	6
	Acres.	Acres.	Acres.		
Bijapur .. ..	3,652,988	3,279,455	2,886,610	26	Muchkundi Tank .. ..
Belgaum .. ..	2,932,440	2,239,329	1,817,661	1 27	Gadikeri Tank .. .. Gokak Canal 1st Section and Storage Works.
					Total ..
Dharwar .. ..	2,946,991	2,413,577	2,216,348	28 29 30 31 32	Dambal Tank .. .. Medlari Tank .. .. Madag Tank .. .. Asundi Tank .. .. Dharma Canal .. ..
					Total ..
Kanara .. ..	2,525,849	386,838	240,543	2	Mavinkop Tank .. ..
Grand Total ..	40,463,674	28,720,858	24,339,423		

## IV-E—concl'd.

Culturable area commanded by the Irrigation Works in column 6 in Acres.	Area at present estimated as annually irrigable by the works specified in column 6.	Area irrigated in Acres.						Rainfall.	
		1923-24.			1924-25.			1923-24.	1924-25.
		Kharif.	Rabi.	Total.	Kharif.	Rabi.	Total.		
7	8	9	10	11	12	13	14	15	16
Acres. 5,417	Acres. 750	Acres. 95	Acres. 20	Acres. 115	Acres. 48	Acres. 10	Acres. 58	Inches. 7.05	Inches. 10.56
687 17,627	417 17,627	* 407 5,089	.. 4,564	* 407 9,653	*407 8,085	.. 4,689	*407 12,774	24.71 13.78	29.97 15.92
18,314	18,044	5,089 * 407	4,564 ..	9,653 * 407	8,085 * 407	4,689 ..	12,774 *407		
2,500 830 1,345 1,011 12,870	1,000 { 600 1,345 1,011 12,870 {	* 21 * 144 47 391 40 240 * 5,227	6 { 6 358 70 * 190 ..	* 27 * 144 53 110 * 190 240 * 5,227	318 * 144 78 21 311 * 5,227	272 { 3 170 33 * 190 ..	* 590 * 144 81 615 54 311 * 5,227	11.81 13.28 30.54 23.80 31.12	20.53 21.25 29.05 20.82 38.40
18,556	16,826	739 * 5,371	440 * 190	1,179 * 5,561	1,173 * 5,371	478 * 190	1,651 * 5,561		
755	617	* 651	..	* 651	* 608	..	* 608	62.24	50.73
11,33,627	494,919	9,942 8,023	138,084 * 1,305	258,026 * 9,328 †† 28	132,621 * 7,664	128,976 * 1,277	261,597 * 8,941 †† 28		

A This includes 2 acres of hot weather.

‡ At Ahmedabad Civil Hospital.

§ Rain gauges fixed on the tanks.

† At Prantij.

|| Revised by the Executive Engineer, Nasik Irrigation Division.

\* Area under consolidated assessment.

\*\* The culturable and irrigable areas commanded as given in the 2nd revised project of the Pravara River Works are 182,976 and 57,000 acres, respectively. These include the old areas (culturable and irrigable at present) and Lakh Canal, viz., 25,536 and 11,280 acres, respectively. The balance is distributed between the two Pravara canals in proportion to the gross commanded area which is 228,720 acres.

†† An area of 28 acres is indirectly irrigated by under ground percolation from the Mutha Canals.

§§ Inclusive of 2,301 acres irrigated in Phaltan State. The culturable area commanded is 447,726 acres and the area at present estimated as annually irrigable is 20,000 acres.



## STATEMENT F.

*Statement showing the Operation of Irrigation Works in the Bombay Presidency, excluding Sind, for the year 1924-25.*

No.	Name of Work.	Amount due, 1924-25.		Remissions.		Total.		Grand Total.
		Kharif.	Rabi.	Kharif.	Rabi.	Kharif.	Rabi.	
1	2	3	4	5	6	7	8	9
	<b>WORKS FOR WHICH CAPITAL AND REVENUE ACCOUNTS ARE KEPT.</b>	Rs.	Rs.	Rs.	Rs.	Rs.	Rs.	Rs.
	<i>Productive.</i>							
1	Gadikeri Tank ..	....	....	..	..	....	....	...§
2	Mavinkop do. ..	....	....	..	..	....	....	...§
3	Shahada Channel ..	813	1,959	..	..	813	1,959	2,772
	Total, Productive ..	813	1,959	..	..	813	1,959	2,772
	<i>Unproductive.</i>							
4	Hathmati and Khari Cut Canals combined ..	25,449	807	142* 842†	..	24,465	807	25,272
5	Wangroli Tank ..	1,415	297	..	..	1,415	297	1,712
6	Tranza-Nagra mma Tanks ..	‡8	....	..	..	8	....	‡8
7	Savli Tank ..	2,290	961	..	..	2,290	961	3,251
8	Sahiat do. ..	687	....	..	..	687	....	687
9	Futelao do. ..	....	222	..	..	....	222	222
10	Lower Panjhra River Works ..	7,730	4,290	9	..	7,721	4,290	12,011
11	Hartala Tank ..	....	....	..	..	....	....	....
12	Mhasva do. ..	366	152	..	..	366	152	518
13	Jamda Canals ..	4,154	806	..	..	4,154	806	4,960
14	Bhatodi Tank ..	42	4,533	..	..	42	4,533	4,575
15	Ekruk do. ..	17,014	15,671	..	..	17,014	15,671	32,685
16	Koitegaon do. ..	238	2,269	..	..	238	2,269	2,507
17	Ashti do. ..	1,044	18,899	..	..	1,044	18,899	19,943
18	Pathri do. ..	36	5,078	..	..	36	5,078	5,114
19	Krishna Canal ..	41,599	20,057	..	..	41,599	20,057	61,656
20	Mhaswad Tank ..	....	34,210	..	..	....	34,210	34,210
21	Revani Canal ..	277	1,115	21	36	256	1,079	1,335
22	Upper Man River Works ..	160	2,110	..	..	1,60	2,110	2,270
23	Yerla River Irrigation Works ..	1,538	23,782	..	8	1,538	23,774	25,312
24	Chikhli Canal ..	866	542	..	..	866	542	1,408
25	Maini Tank ..	646	9,516	..	..	646	9,516	10,162
26	Muchkundi Tank ..	253	10	..	..	253	10	263

\* Remission had to be given on account of failure of crops for want of water.

† Remission on account of usual himayat deduction.

‡ This represents water rate for hot weather.

§ Lands under consolidated assessment.

## STATEMENT F--contd.

No.	Name of Work.	Amount due, 1924-25.		Remissions.		Total.		Grand Total
		Kharif.	Rabi.	Kharif.	Rabi.	Kharif.	Rabi.	
	2	3	4	5	6	7	8	9
	WORKS FOR WHICH CAPITAL AND REVENUE ACCOUNTS ARE KEPT—contd.	Rs.	Rs.	Rs.	Rs.	Rs.	Rs.	Rs.
	Unproductive—contd.							
27	Gokak Canal, First Section, and Storage Works ..	38,520	23,346	..	..	38,520	23,346	61,866
28	Dambal Tank ..	1,392	1,256	..	..	1,392	1,256	2,648
29	Medleri do. ..	750	21	..	..	750	21	771
30	Madag do. ..	1,780	872	..	..	1,780	872	2,652
31	Asundi do. ..	154	260	..	..	154	260	414
32	Dharma Canal ..	1,675	....	..	..	1,675	....	1,675
	Waghad Tank ..	....	....	..	..	....	....	....
33	Kadva Canal ..	19,606	6,315	..	..	19,606	6,315	25,921
	River Works. Ojhar Canal ..	9,017	2,487	..	..	9,017	2,487	11,504
	Tambat Canal ..	6,721	3,124	..	..	6,721	3,124	9,845
	Wadali Canal ..							
34	Chankapur Tank—Girma Left Bank Canal ..	35,470	18,102	..	..	35,470	18,102	53,572
35	Pravara River Works—Lakh Canal ..	590	1,043	..	..	590	1,043	1,633
	Lake Beale—Darna Dam ..	1,339	720	..	..	1,339	720	2,059
36	Godavari Right Bank Canal ..	2,44,781	96,391	..	..	2,44,781	96,391	3,41,172
	Godavari Left Bank Canal ..	1,69,339	39,471	..	..	1,69,339	39,471	2,08,810
37	Pravara River Works—Pravara Right Bank Canal ..	1,19,719	29,059	..	..	1,19,719	29,059	1,48,778
38	Parsul Tank ..	420	3,756	..	..	420	3,756	4,176
39	Pravara River Works—Pravara Left Bank Canal ..	3,15,299	49,660	..	..	3,15,299	49,660	3,64,959
40	Mutha Canals and Matoba Tank ..	1,97,798	43,827	..	..	1,97,798	43,827	2,41,625
41	Nira Canal and Shetphal Tank ..	4,82,513	2,51,624	..	..	4,82,513	2,51,624	7,34,137
42	Kasurdi Tank ..	14	30	..	..	14	30	44
43	Shirsuphal do. ..	119	5,448	..	..	119	5,448	5,567
44	Bhadalvadi do. ..	....	2,643	..	..	....	2,643	2,643
45	Nira Right Bank Canal ..	....	14,138	..	..	....	14,138	14,138
	Total, Unproductive.	17,52,828	7,38,920	1,014	44	17,51,814	7,38,876	24,90,690
	Grand Total ..	17,53,641	7,40,879	1,014	44	17,52,627	7,40,835	24,93,462

## STATEMENT I-F.

Statement showing water-rates per acre in force during 1924-25 on  
Irrigation Works in the Bombay Presidency excluding Sind

No.	Names of Works.	WATER-RATES.							Single watering.	Occupier's rate.	Owner's rate.	Water advantage.
		Irrigation in blocks.	Perennial.	Early eight months.	Monsoon, four months.	Rabi, four months.	Hot weather.	Miscellaneous.				
	<b>Works for which Capital and Revenue Accounts are kept.</b>	Rs.	Rs.	Rs.	Rs.	Rs.	Rs.	Rs.	Rs.			
	<b>PRODUCTIVE.</b>											
1	Gadikeri Tank *	..	..	..	..	..	..	..	..	..		
2	Mavinkop Tank *	..	..	..	..	..	..	..	..	..		
3	Shahada Channel a	..	a <sup>14</sup>	7½	2½	5	7½	..	..	14		
										**2½		
	<b>UNPRODUCTIVE.</b>											
4	{ Hathmati Canal a <sup>1</sup> ..	..	10	3	1	2	6	..	2	2		
	{ Khari Cut Canal a <sup>1</sup> ..	..	14	7	1	5	6	..	2	2		
								For rice up to end of Oct.				
5	Wangroli Tank a <sup>2</sup> ..	..	..	6½	2½	4	6	..	1½	1½		
								For rice up to end of Oct.				
6	Tranza Nagamma Tanks a <sup>3</sup> ..	..	..	6	2	4	6	4	1	1		
7	Savli Tank a <sup>4</sup> ..	..	..	8	4	4	6	..	1	1		
								For rice up to end of Oct.				
8	Sahiat Tank a <sup>5</sup> ..	..	..	6½	2½	4	6	4	1½	1½		
							Provi- sional	For rice up to end of Oct.			Nil.	Nil.
9	Futelao Tank a <sup>6</sup> ..	..	..	..	2	a <sup>7</sup> 3	} 8	4	a <sup>9</sup> 1	1		
						a <sup>8</sup> 2						
10	Lower Panjhra River Works a <sup>12</sup> ..	..	..	6	2	4	6	..	1	1		
11	Hartala Tank a <sup>16</sup> ..	..	9	5	2	3	4	..	a <sup>14</sup> 1	1		
			a <sup>17</sup> 12									
12	Mhasva Tank a <sup>16</sup> ..	..	9	5	2	3	4	..	a <sup>14</sup> 1	1		
			a <sup>17</sup> 12									
13	Jamda Canals a <sup>16</sup> ..	..	10	5	2	3	5	..	a <sup>14</sup> 1	1		
			a <sup>17</sup> 16									
14	Bhatodi Tank a <sup>18</sup> ..	..	14½	8½	2½	6	8	..	1	1		
15	Ekrak Tank a <sup>13</sup> ..	..	a <sup>14</sup> 17½	8	3	5	7	..	a <sup>14</sup> 1	1		
16	Koregaon Tank a <sup>13</sup> ..	..	a <sup>14</sup> 16	7	3	4	6	..	a <sup>14</sup> 1	1		
17	Ashti Tank a <sup>13</sup> ..	..	a <sup>14</sup> 16	7	3	4	6	..	a <sup>14</sup> 1	1		



## STATEMENT I-F—concl'd.

No	Names of Works	WATER-RATES.							Single watering.	Occupier's rate.	Owner's rate.	Water advantage.
		Irrigation in blocks.	Perennial	Early, eight months.	Monsoon, four months.	Rabi, four months.	Hot weather.	Miscellaneous.				
	Works for which Capital and Revenue Accounts are kept— <i>contd.</i>	Rs.	Rs.	Rs.	Rs.	Rs.	Rs.	Rs.	Rs.			
	UNPRODUCTIVE— <i>contd.</i>											
40	Mutha Canals and Matoba Tank (e)— Sugarcane under the Mutha Canal within the Poona City and Suburban Municipal and Cantonment limits or within one mile of those limits. On all remaining land commanded by both the canals .. Pan gardens .. Matoba Tank .. Perennial crops other than sugarcane and pan gardens.	..	50	12	3	5	7	..	1 ‡2			
		..	A 45 C 30 ¶ 45 B 22½	12	3	5	7	..	{ 1 ‡2	Nil	Nil	Nil
41	{ Nira Canal and } { Shetphal Tank (e) }	(i) 20	{ A 45 B 22½ }	12	3	5	7	..	{ 1 ‡2			
42	Kasurdi Tank (h) ‡ ..	..	..	6½	2½	4	6	..	1 ‡2			
43	Shirsuphal Tank (h) ‡ ..	..	..	6½	2½	4	6	..	1 ‡2			
44	Bhadalvadi Tank (h) ‡ ..	..	..	6½	2½	4	6	..	{ 1 ‡2			
45	Nira Right Bank Canal a <sup>19</sup> .	..	A 45 B 22½	12	3	5	7	..	1 ‡2   2			

NOTE.— (1) For lift irrigation half the ordinary rates are charged.

(2) Double the ordinary rates are charged as penal rates for taking water without permission.

(3) Leakage or percolation rates are the same as ordinary rates.

(4) Water rates for non-irrigational purposes are to be charged at Re. 1, Rs. 2 and Rs. 4 per 10,000 cubic feet—*vide* G. R. No. 851, dated the 7th April 1924.

(5) Water rate of Rs. 2 per acre to be charged for single watering given to those who are not regular irrigators or holders of rabi leases—*vide* G. R. No. A-1-1759 and A-1-2525, dated the 5th July 1906 and 3rd March 1916, respectively.

\* Lands wholly assessed at consolidated rates.

† For sugarcane and pan garden.

‡ For sugarcane and pan gardens double the seasonal rates are charged.

§ In hot weather season.

§§ To be in force upto 15th June 1925 and then it should be Rs. 5 upto 15th June 1927.

|| To come into force with effect from 15th February 1925—*vide* G. R. No. 6573, dated 12th March 1925.

† This rate is levied in proportion to the time for which water is supplied according to the scale laid down in Note (e) to the schedule attached to G. R. No. A-1-2213, dated the 15th October 1910—*vide* G. R. No. A-1-6007, dated 27th May 1919.

\*\* For one or more waterings to mature crops for which no applications for irrigation throughout the season are previously submitted.

†† For sugarcane and perennial crops when supplied from the tank during the kharif or rabi seasons double the ordinary rates shall be charged and the rates will be Rs. 4 per acre for the kharif season and Rs. 6 for the rabi season.

A.—For sugarcane.

B.—For perennial crops other than sugarcane.

C.—For pan gardens.

(a) Rates sanctioned in G. O. No. A-1-1576, dated the 12th February 1918.

(b) Rates sanctioned in G. O. No. A-1-11465, dated the 28th August 1919.

(c) Rates sanctioned in G. R. No. A-1-1431 and 1964, dated the 28th June 1910, and 4th October 1911,

respectively.

(d) Rates sanctioned in G. R. No. A-1-12087, dated the 11th December 1918, until an improved supply from Lake Arthur Hill is available.

(e) Rates sanctioned in G. R. No. A-1-6371, dated the 27th June 1917.

A uniform rate of Rs. 3 per acre has been sanctioned for lands let out for cultivation in the basin of Lake Beale—*vide* G. R. No. A-1-2484 of 13th October 1922.

(f) Rates sanctioned in G. R. No. A-1-11436, dated the 25th July 1921.

(g) Rates sanctioned in G. R. No. A-1-5358, dated the 30th March 1921—*vide* also G. R. No. 3952, dated 26th November 1923, and G. R. No. 3952, dated 29th November 1924, water is not to be reserved for perennial irrigation if available, it is to be issued at double the hot weather rate.

(h) Rates sanctioned in G. R. No. A-1-2213, dated the 15th October 1910, and G. R. No. A-1-17640, dated the 18th November 1921. Seasonal rates are to be charged for other perennials.

(i) Rate sanctioned in G. R. No. A-1-879 of 28th January 1918.

j From 15th June to 14th October.

k From 15th October to 14th June.

l From 15th February to 15th June.

m From 15th June to 15th October or 15th July to 30th November.

n From 15th October to 15th February.

(o) For monsoon and rabi seasons.

(p) For hot weather season.

(q) From 15th June to 14th February for ordinary crops.

(r) From 15th February to 14th June for ordinary crops and for sugarcane and pan gardens throughout the whole year as sanctioned in G. R. No. A-1-1526, dated the 26th July 1911, and No. 4514, dated 15th May 1912.

(s) In force up to 15th February 1925—*vide* G. R. No. 334, dated 26th November 1923.

t For the whole year.

u Rates sanctioned for a period of five years ending 31st March 1925 in G. O. No. A-1-9465, dated 9th July 1919.

v For sugarcane irrigated from 15th June to 15th February.

w Rates sanctioned for a period of five years ending 31st March 1925 in G. O. No. A-1-11942, dated 9th September 1919.

x For sugarcane, betel leaves, etc., for 12 months.

y For eight months from 15th June to 15th February.

z For eight months from 15th October to 14th June or 1st August to 31st March.

a Rates sanctioned in G. R.'s Nos. 836, dated 6th October 1923, and 836, dated 23rd April 1924, and 836, dated 29th July 1924.

a<sup>1</sup> Rates sanctioned until further orders—*vide* G. R. No. 156 A-1-1,112, dated 12th July 1894, and 4855, dated 5th March 1924.

a<sup>2</sup> Rates sanctioned in G. R. No. 825, dated 30th August 1924.

a<sup>3</sup> Rates sanctioned in G. R. No. 922, P. W. D., dated 28th March 1924, are to be in force upto 31st July 1928.

a<sup>4</sup> Rates sanctioned in G. R. No. 815, P. W. D., dated 18th February 1925, are to be in force upto 15th June 1927.

a<sup>5</sup> Rates sanctioned in G. R. No. 5412, P. W. D., dated 11th May 1925, are to be in force upto 15th June 1927.

a<sup>6</sup> Rates sanctioned in G. R. No. 6482, dated 19th December 1924, are to be in force upto 31st March 1930.

a<sup>7</sup> For ordinary rabi.

a<sup>8</sup> For restorative crops grown after rice.

a<sup>9</sup> In either kharif or rabi season.

a<sup>10</sup> Rates sanctioned for the period of five years ending 31st March 1927 in G. R. No. 1577, dated 20th April 1922.

a<sup>12</sup> In force for five years ending 31st March 1926—*vide* G. O. No. A-1-11108, dated 9th July 1921.

a<sup>13</sup> Rates in force for five years ending 15th February 1930—*vide* G. R. No. 6529, dated 17th January 1925.

a<sup>14</sup> For sugarcane and pan gardens double the ordinary rates are charged.

a<sup>15</sup> In force for ten years ending 15th June 1930—*vide* G. O. No. A-1-16033, dated 8th December 1919.

a<sup>16</sup> In force till 31st March 1926—*vide* G. O. No. A-1-13738, dated 22nd July 1920.

a<sup>17</sup> The perennial rate for sugarcane and pan gardens.

a<sup>18</sup> In force from 16th October 1920 to 15th October 1925—*vide* G. O. No. A-1-5220, dated 29th March 1921. For late eight months Rs. 12 are charged.

a<sup>19</sup> Rates sanctioned in G. R. No. 6573, dated 30th October 1924.

## STATEMENT

Statement showing Areas and Water-rate Assessments in the Bombay of classification adopted in fixing

No.	Names of Works.	Irrigation in Blocks.		Perennial.		8 Months.	
		Areas.	Assessment.	Areas.	Assessment.	Areas.	Assessment.
WORKS FOR WHICH CAPITAL AND REVENUE ACCOUNTS ARE KEPT.		Acres.	Rs.	Acres.	Rs.	Acres.	Rs.
PRODUCTIVE							
1	Gadikeri Tank .. ..	..	..	..	..	..	..
2	Mavinkop do. .. ..	..	..	..	..	..	..
3	Shahada Channel .. ..	..	..	10	189	1	9
	Total, Productive ..	..	..	10	189	1	9
	Average rate ..						
UNPRODUCTIVE.							
4	Hathmati and Khari Cut Canals combined .. ..	..	..	..	..	..	..
5	Wangroli Tank .. ..	..	..	..	..	..	..
6	Tranja-Nagramma Tanks .. ..	..	..	..	..	..	..
7	Savli Tank .. ..	..	..	..	..	..	..
8	Sahiat do. .. ..	..	..	..	..	..	..
9	Futelao do. .. ..	..	..	..	..	..	..
10	Lower Panjhra River Works .. ..	..	..	188	1,357	132	751
11	Hartala Tank .. ..	..	..	..	..	..	..
12	Mhasva do. .. ..	..	..	1	13	..	..
13	Jamda Canals .. ..	..	..	79	1,109	88	460
14	Bhatodi Tank .. ..	..	..	..	..	18	160
15	Ekruk do. .. ..	..	..	70	1,593	872	6,976
16	Koregaon do. .. ..	..	..	..	..	18	238
17	Ashti do. .. ..	..	..	10	193	212	1,393
18	Pathri do. .. ..	..	..	..	..	6	36
19	Krishna Canal .. ..	..	..	1,119	21,012	2,008	16,574
20	Mhasvad Tank .. ..	..	..	75	572	454	2,525
21	Revari do. .. ..	..	..	21	280	10	60
22	Upper Man River Works .. ..	..	..	15	85	27	102
23	Yerla River Irrigation Works .. ..	..	..	94	915	1,606	5,505
24	Chikhli Canal .. ..	..	..	30	255	119	245
25	Maini Tank .. ..	..	..	86	403	195	791
26	Muchkundi Tank .. ..	..	..	32	188	16	65
27	Gokak Canal, 1st Section, and Storage Works .. ..	..	..	337	5,720	1,372	11,934
28	Dambal Tank .. ..	..	..	3	45	23	184
29	Medleri do. .. ..	..	..	44	610	1	10

\* Exclusive of 1,085 acres of mamul bagayat area.

† Exclusive of 1,280 acres of mamul bagayat area.

‡ Exclusive of Rs. 6,918 on account of enhanced water rates

§ Represents areas sanctioned and assessed but not irrigated as irrigated, etc, besides the area of "Miscellaneous crops"

## G.

*Presidency, excluding Sind, during 1924-1925, according to the system the Scale of Water-rates.*

Monsoon—4 Months.		Rabi—4 Months.		Hot Weather.		Miscellaneous.		Grand Total.	
Areas.	Assessment.	Areas.	Assessment.	Areas.	Assessment.	Areas.	Assessment.	Areas.	Assessment.
Acres.	Rs.	Acres.	Rs.	Acres.	Rs.	Acres.	Rs.	Acres.	Rs.
..	..	..	..	..	..	..	..	..	..
..	..	285	1,580	172	731	42	263	510*	2,772
..	..	285	1,580	172	731	42	263	510*	2,772
3,611	24,458	386	807	2	7	..	..	3,999	25,272
351	1,415	97	297	..	..	..	..	448	1,712
..	..	..	..	3	8	..	..	3	8
594	2,290	435	961	..	..	..	..	1,029	3,251
172	687	..	..	..	..	..	..	172	687
..	..	74	222	..	..	..	..	74	222
32	60	568	2,510	189	355	16	69	†1,125	‡5,102
..	..	..	..	..	..	..	..	..	..
132	264	45	148	10	53	41	40	229	518
1,086	2,229	157	532	61	395	113	235	1,584	4,960
4	28	728	4,387	..	..	..	..	750	4,575
12	36	2,305	14,235	155	1,085	715	8,760	4,129	32,685
..	..	436	2,269	..	..	..	..	454	2,507
..	..	3,660	18,250	..	..	§54	107	3,936	19,943
..	..	1,122	5,078	..	..	..	..	1,128	5,114
4,090	13,720	1,291	9,079	188	624	161	647	8,857	61,656
..	..	4,318	27,360	..	..	696	3,753	5,543	34,210
20	40	253	1,012	..	..	..	..	304	1,392
58	118	390	1,965	..	..	..	..	490	2,270
83	272	4,446	17,486	..	..	101	1,142	6,330	25,320
455	790	46	100	7	18	..	..	657	1,408
227	499	2,090	8,469	..	..	..	..	2,598	10,162
..	..	10	10	..	..	..	..	58	263
5,929	18,735	4,580	23,035	185	1,936	371	506	12,774	61,866
291	1,168	265	1,223	..	..	8	28	590	2,648
34	140	2	11	..	..	..	..	81	771

on old work,  
well as areas assessed under penalties for "Waste of water" and "water taken out of turn" and insufficiently which cannot be properly classified.



## STATEMENT

No.	Names of Works.	Irrigation in Blocks.		Perennial.		8 Months.	
		Areas.	Assessment.	Areas.	Assessment.	Areas.	Assessment.
	<b>WORKS FOR WHICH CAPITAL AND REVENUE ACCOUNTS ARE KEPT—contd.</b>	<b>Acres.</b>	<b>Rs.</b>	<b>Acres.</b>	<b>Rs.</b>	<b>Acres.</b>	<b>Rs.</b>
30	Madag Tank .. ..	..	..	16	129	47	303
31	Asundi do. .. ..	..	..	37	343	14	53
32	Dharma Canal .. ..	..	..	..	..	..	..
33	Kadva River Works { Waghad Tank .. .. Palkhed Canal .. .. Ojhar Tambat Canal .. .. Wadali Canal .. ..	..	..	357 262 87	7,791 5,870 2,292	1,312 568 451	10,235 3,324 3,608
34	Chankapur Tank—Girna Left Bank Canal .. ..	..	..	611	16,394	411	3,296
35	Pravara River Works—Lakh Canal .. ..	..	..	37	338	26	111
36	Lake Beale—Darna Dam .. ..	..	..	..	..	..	..
	Godavari Right Bank Canal .. .. .. Left Bank Canal .. ..	..	..	5,379 3,791	2,13,080 1,54,113	1,634 865	19,575 10,264
37	Pravara River Works—Pravara Right Bank Canal .. ..	..	..	2,892	1,02,586	394	4,623
38	Parsul Tank .. ..	..	..	40	830	25	225
39	Pravara River Works—Pravara Left Bank Canal .. ..	..	..	7,011	2,69,820	579	6,109
40	Mutha Canals including Matoba Tank { Within the Poona City Suburban Municipal and Cantonment limits or within one mile of those limits.. On all the remaining land commanded by both Canals .. Pan 'gardens wherever situated throughout the Canals .. Matoba Tank .. ..	..	..	1,274	34,903	1,753	21,322
		..	..	4,247	1,29,397		
		..	..	12	231		
		..	..	5,533	1,64,531		
41	Nira Left Bank Canal, including Shetphal Tank .. ..	17,712	3,54,240	8,478	1,16,583	4,460	53,605
42	Kasurdi Tank .. ..	..	..	..	..	..	..
43	Shirsuphal do. .. ..	..	..	31	260	90	605
44	Bhadalvadi do. .. ..	..	..	..	..	..	..
45	Nira Right Bank Canal§ .. ..	..	..	..	..	..	..
	Total Unproductive .. ..	17,712	3,54,240	36,975	10,94,056	19,806	1,85,267
	Average rates .. ..		20'00		29'59		9'35
	Grand Total .. ..	17,712	3,54,240	36,985	10,94,245	19,807	1,85,276
	Average rate .. ..		20'00		29'59		9'35

§ Under construction.

G—concl.

Monsoon—4 Months.		Rabi—4 Months.		Hot Weather.		Miscellaneous.		Grand Total.	
Areas.	Assessment.	Areas.	Assessment.	Areas.	Assessment.	Areas.	Assessment.	Areas.	Assessment.
Acres.	Rs.	Acres.	Rs.	Acres.	Rs.	Acres.	Rs.	Acres.	Rs.
413	1,584	139	636	..	..	..	..	615	2,652
3	18	..	..	..	..	..	..	54	414
311	1,675	..	..	..	..	..	..	311	1,675
1,102	3,345	835	4,230	16	125	41*	195*	3,663	25,921
474	1,445	159	810	5	20	9*	35*	1,477	11,504
605	1,845	342	1,805	16	105	31*	190*	1,532	9,845
5,029	16,438	2,682	14,812	378	2,305	128*	327*	9,239	53,572
211	112	306	790	7	30	93*	252*	689	1,633
..	..	..	..	..	..	538†	2,059†	538†	2,059†
8,014	25,224	10,307	59,697	81	1,329	3,991*	22,267*	29,406	3,41,172
3,851	12,945	3,562	21,208	62	862	2,187*	10,318*	14,318	2,08,810
3,719	11,624	3,011	18,529	287	1,887	1,164*	9,529*	11,467	1,48,778
116	244	756	2,841	..	..	12*	36*	949	4,176
8,831	27,767	5,506	34,263	725	4,993	2,737*	22,007*	25,389	3,64,959
9,112	28,744	3,097	18,768	119	923	931*	2,591*	(28)† 20,754	(52)† 2,41,625
5,494	17,306	33,274	1,75,625	30	310	9,182*	16,468*	78,630	7,34,137
..	..	..	..	..	..	28*	44*	28	44
15	39	865	4,608	..	..	15*	55*	1,016	5,567
..	..	879	2,587	..	..	14*	56*	893	2,643
..	..	2,768	14,066	..	..	18*	72*	2,786	14,138
64,481	2,16,404	96,192	5,14,721	2,526	17,370	23,395	1,01,788	2,61,087	24,83,846
	3'36		5'35		6'88		4'35		9'51
64,481	2,16,404	96,477	5,16,301	2,698	18,101	23,437	1,02,051	2,61,597	24,86,618
	3'36		5'35		6'71		4'35		9'51

† This represents area in the basin of Lake Beale let out for cultivation and the assessment charged thereon. The area cannot be classified in respect of different crops.

‡ This represents an area indirectly irrigated by underground percolation from the Mutha Right Bank Canal : hence it cannot be classified in respect of different crops. The revenue derived therefrom is Rs 52.

\* This represents areas sanctioned and assessed but not irrigated as well as areas assessed under penalties for "waste of water" and "water taken out of turn," land insufficiently irrigated, etc., beside the areas of "miscellaneous crops" which cannot be properly classified.

## STATEMENT

## Statement showing Operations of the year 1924-25

No.	Name of Work.	Amount of Estimate, Direct and Indirect.	Capital Outlay, Direct and Indirect.		Length of.	
			During 1924-25	To end of 1924-25.	Canal.	Distributaries.
1	2	3	4	5	6	7
	<b>WORKS FOR WHICH CAPITAL AND REVENUE ACCOUNTS ARE KEPT.</b>	Rs.	Rs.	Rs.	Miles.	Miles.
	<b>PRODUCTIVE.</b>					
1	Gadikeri Tank .. ..	17,531	...	16,918	...	1·50
2	Mavinkop Tank .. ..	34,384	...	33,504	...	2·79
3	Shahada Channel .. ..	97,601	26,06	94,539	18·02	0·57
	<b>Total, Productive ..</b>	<b>1,49,516</b>	<b>26,060</b>	<b>1,44,961</b>	<b>18·02</b>	<b>4·86</b>
	<b>UNPRODUCTIVE.</b>					
4	Hathmati and Khari Cut Canals combined .. ..	13,74,907	...	13,18,729	60·00	82·50
5	Wangroli Tank .. ..	2,50,416	...	2,93,295	17·26	...
6	Tranza Nagamma Tank .. ..	3,12,734	...	2,80,635	7·60	...
7	Savli Tank .. ..	2,49,222	...	2,55,210	8·35	1·32
8	Sahiat Tank .. ..	1,86,782	...	1,84,029	9·25	1·79
9	Futelao Tank .. ..	1,10,785	...	1,16,461	3·99	...
10	Lower Panjhra River Works .. ..	† 7,04,681	...	4,68,621	...	45·00
11	Hartala Tank .. ..	75,040	...	73,382	...	5·50
12	Mhasva Tank .. ..	1,40,015	...	1,38,956	...	7·00
13	Jamda Canals .. ..	10,52,828	4,330	10,48,467	39·00	75·00
14	Bhatodi Tank .. ..	3,78,278	...	3,79,707	4·50	5·50
15	Ekrak Tank .. ..	† 21,35,580	...	13,40,386	48·00	1·68

\* Area under consolidated assessment.

† Includes interest charges during construction.

H.

*in the Bombay Presidency, excluding Sind.*

Area under Command.		Rain-fall.	Dis-charge of Canal at head, cubic feet per second.	Area.		Amount of gross Assessment.	Realiza-tions.	Working Expenses.	Net Revenue.
Gross.	Irrigable at present.			Applied for	Irrigat-ed.				
8	9	10	11	12	13	14	15	16	17
Acres.	Acres.	Inches.		Acres.	Acres.	Rs.	Rs.	Rs.	Rs.
687	417	29·97	0·27	..	* 407	2,356	2,356	544	1,812
872	617	50·73	4·21	..	* 608	1,846	1,846	461	1,385
3,000	2,400	20·02	D i s - c h a r g e u n r e l i - a b l e.	..	510 * 1,085	8,793	12,492	5,507	6,985
4,559	3,434	...		...	...	510 * 2,110	12,995	16,694	6,512
76,744	24,000	{ 30·36 23·92 }	83·00	4,826	{ 387 3,612 }	33,955	70,213	33,019	37,194
5,000	3,400	33·51	18·84	400	448	4,328	3,827	10,575	-6,748
1,500	800	25·13	...	3	3	1,493	1,507	2,753	-1,246
4,700	3,000	31·69	47·67	638	1,029	4,173	3,374	5,762	-2,388
4,000	2,000	25·87	10·95	171	172	1,450	1,145	4,028	-2,883
1,500	800	28·50	1·92	74	74	306	262	1,612	-1,350
13,117	12,627	27·33	1·83	1,125	{ 1,125 * 1,280 }	23,220	22,471	5,207	17,264
584	415	20·25	...	..	..	1,048	1,141	841	300
4,647	1,700	25·90	0·47	231	229	1,782	1,938	1,558	380
46,288	5,000	22·35	34·70	1,547	1,584	7,122	8,140	12,779	-4,639
15,126	12,124	17·20	0·52	775	750	8,645	9,366	9,396	-30
17,152	16,941	17·32	7·99	4,120	4,129	1,27,735	1,16,849	20,759	96,090

## STATEMENT

No.	Name of Work.	Amount of Estimate, Direct and Indirect.	Capital Outlay, Direct and Indirect.		Length of	
			During 1924-25	To end of 1924-25.	Canal.	Distributaries.
1	2	3	4	5	6	7
	<b>WORKS FOR WHICH CAPITAL AND REVENUE ACCOUNTS ARE KEPT—contd.</b>	Rs.	Rs.	Rs.	Miles.	Miles.
	<b>UNPRODUCTIVE—contd.</b>					
16	Koregaon Tank .. ..	42,049	...	39,189	3·75	...
17	Ashti Tank .. ..	8,34,927	...	8,41,708	27·50	3·15
18	Pathri Tank .. ..	6,72,856	...	6,42,846	4·66	3·33
19	Krishna Canal .. ..	†17,34,686	2,281	9,47,758	63·87	...
20	Mhaswad Tank (a).. ..	†20,96,016	...	20,96,016	66·25	43·36
21	Revari Canal .. ..	59,448	...	59,811	10·25	...
22	Upper Man River Works ..	4,44,531	...	4,39,286	17·50	6·50
23	Yerla River Irrigation Works ..	7,81,274	2,781	7,81,508	33·33	4·00
24	Chikhli Canal .. ..	57,415	...	57,442	6·50	...
25	Maini Tank .. ..	4,96,168	2,561	4,94,174	9·25	7·58
26	Muchkundi Tank .. ..	1,68,420	...	1,58,707	5·50	2·25
27	Gokak Canal, First Section and Storage Works .. ..	†16,12,954	38,608	14,20,530	16·13	35·43
28	Dambal Tank .. ..	64,906	...	63,980	...	3·27
29	Medleri do. .. ..	81,705	...	81,392	...	5·64
30	Madag do. .. ..	2,49,407	...	1,67,598	9·00	...
31	Asundi do. .. ..	80,485	...	74,995	...	4·86
32	Dharma Canal .. ..	98,334	...	97,832	27·15	3·71
33	Kadwa River Works. { Waghad Tank .. .. Palkhed Canal .. .. Ojhar Tambat Canal .. .. Wadali Canal .. ..	10,36,088	—95	10,35,388	{ ... .. 11·00 4·50 8·62	{ ... .. \$13·92 ... .. ... ..

\* Area under consolidated assessment.

† Includes interest charges during construction.

§ Owing to diversion of tail portion of Palkhed Canal the length of distributaries is diminished.

(a) Figures in column 3 "Amount of Estimate direct and indirect" against the Mhaswad Tank, Kadwa River Works Lakh to the figures shown in column 5 of Statement II-C.

H—contd.

Area under Command.		Rain-fall.	Dis-charge of Canal at head, cubic feet per second.	Area.		Amount of gross Assessment.	Realiza-tions.	Working Expenses.	Net Revenue.
Gross.	Irrigable at present.			Applied for	Irrigat-ed.				
8	9	10	11	12	13	14	15	16	17
Acres.	Acres.	Inches		Acres.	Acres.	Rs.	Rs.	Rs.	Rs.
2,394	1,050	15·51	1·14	450	454	2,659	2,465	1,827	638
17,882	11,780	23·02	5·31	3,900	3,936	32,329	30,656	7,720	22,936
5,000	2,500	28·48	1·81	1,120	1,128	10,208	9,480	5,254	4,226
28,327	12,320	20·35	D i s - c h a r g e u n r e l i - a b l e.	9,046	8,857	62,492	44,063	21,808	22,255
129,045	24,800	11·45		22·00	4,002	5,543	47,504	75,588	22,953
3,813	1,920	19·27	1·59	340	304	1,473	1,824	2,833	—1,009
8,443	2,080	10·80	0·58	491	490	2,965	1,587	2,984	—1,397
11,234	5,480	19·07	9·56	6,330	6,330	29,713	28,986	23,010	5,976
1,871	1,478	17·88	1·53	657	657	1,671	1,186	901	285
4,876	4,625	13·32	3·57	2,598	2,598	12,721	10,485	5,499	4,986
5,570	750	10·56	..	58	58	5,185	5,301	3,451	1,850
18,668	17,627	15·92	30·08	13,041	12,774	79,751	44,752	17,969	26,783
3,000	1,000	20·53	1·79	594	590 *144	3,830	1,220	687	533
1,916	600	21·25	2·72	83		81	776	931	1,031
2,851	1,345	29·05	8·10	605	615	2,872	4,398	2,347	2,051
1,800	1,011	20·82	1·95	51	54 *190	1,126	1,200	1,283	—83
13,562	12,870	38·40	39·49	317		311	—716	136	2,747
..	..	...	...	..	..	*5,227			
28,832									
8,055	‡11,853 ‡3,384	23·47 25·16	22 5	3,786 1,520	3,663 1,477	50,349	52,232	53,721	—1,489
3,486	‡2,785	27·81	5	1,697	1,532				

‡ As revised by the Executive Engineer, Nasik Irrigation Division.

Canal, Mutha and Nira Left Bank Canals and other small tanks have been revised so as to make them correspond

## STATEMENT

No.	Name of Work.	Amount of Estimate, Direct and Indirect.	Capital Outlay, Direct and Indirect.		Length of	
			During 1924-25	To end of 1924-25	Canal.	Distributaries.
1	2	3	4	5	6	7
	WORKS FOR WHICH CAPITAL AND REVENUE ACCOUNTS ARE KEPT— <i>concl'd.</i>	Rs.	Rs.	Rs.	Miles.	Miles.
	UNPRODUCTIVE— <i>concl'd.</i>					
34	Chankapur Tank—Girna Left Bank Canal .. ..	20,53,720	4,267	20,54,230	**18·61	**20·80
35	Pravara River Works—Lakh Canal .. ..	3,71,891	...	3,71,891	23·00	9·37
36	{ Lake Beale—Darna Dam .. } Godavari Right Bank Canal .. } Godavari Left Bank Canal .. }	1,02,50,171	40,475	102,94,410	{ **69·00 **48·00	{ **47·25 **15·25
37	Pravara River Works—Pravara Right Bank Canal .. ..	3,14,574 1,40,49,466	3,21,005	1,38,18,612	**33·00	**13·00
38	Parsul Tank .. ..	2,18,946	...	2,14,995	...	4·75
39	Pravara River Works—Pravara Left Bank Canal .. ..	3,47,550	...	3,47,550	**47·12	**93·25
40	Mutha Canals including Matoba Tank .. ..	65,50,407	5,998	65,45,951	88·00	84·00
41	Nira Canal including Shetphal Tank .. ..	66,01,157	3,738	66,45,531	106·79	139·00
42	Kasurdi Tank .. ..	45,590	...	45,590	...	1·75
43	Shirsuphal Tank .. ..	2,24,568	...	2,24,568	...	12·50
44	Bhadalvadi do. .. ..	2,27,422	...	2,27,422	...	9·75
45	Nira Right Bank Canal* ..	6,19,76,943	28,93,120	3,39,33,627	106·50	174·10
	Total, Unproductive ..	12,08,15,342	33,19,069	901,22,415	1,062·73	987·06
	GRAND TOTAL ..	12,09,64,858	33,45,129	902,67,376	1,080·75	991·92

\* Under construction.

† Area under consolidated assessment.

‡ The irrigable area as given in the Second Revised Project of the Pravara River works is 57,000 acres. This between the two Pravara Canals in proportion to the gross command, which is 2,28,720 acres.

\*\* As actually completed

(A) This represents the area indirectly irrigated by underground percolation from the Mutha Left Bank Canal.

(c) This pertains to the Lonand Division where irrigation has commenced from the last rabi season.

## H.—concl'd.

Area under Command.		Rain-fall.	Dis-charge of Canal at head, cubic feet per second.	Area.		Amount of gross Assessment.	Realiza-tions.	Working Expenses	Net Revenue.
Gross.	Irriga-ble at present			Applied for	Irrigat-ed.				
8	9	10	11	12	13	14	15	16	17
Acres.	Acres.	Inches.		Acres.	Acres.	Rs.	Rs.	Rs.	Rs.
29,182	8,500	19·30	44	10,038	9,239	54,112	57,588	47,954	9,634
29,913	11,280	21·51	7	640	680	2,246	2,519	4,391	—1,872
1,44,310	49,331	32·57 25·86 19·88	...	538	538	5,87,387	5,36,243	3,59,816	1,76,427
88,080	30,109		197	17,867	29,406				
73,763	16,960	18·81	99	10,681	11,467	1,61,982	1,49,730	1,01,937	47,793
3,337	1,000	16·81	2	981	949	4,176	4,861	1,978	2,883
1,25,044	28,760	19·36	283	25,481	25,389	3,67,155	2,87,629	1,40,189	1,47,440
1,04,787	20,050	21·10 13·42	157	Information not available.	20,754	3,22,484	3,46,424	1,56,846	1,89,578
2,74,447	1,17,480		9		28 (b)				
597	150	5·31	...	20	78,630	7,44,661	7,15,529	3,28,993	3,86,536
4,500	1,800	13·86	3	3	28	431	472	1,398	—926
3,000	2,000	9·94	3	3	1,016	5,971	6,282	4,404	1,878
5,59,657	20,000(c)	12·76	23	2,775	2,786	14,138	..	483	—483
19,31,600	5,11,485	...	...	1,40,060	2,61,087 †6,841 28 (b)	28,29,980	26,66,310	14,38,986	12,27,324
1,936,159	5,14,919	...	...	1,40,060	2,61,597 †8,941 28 (b)	28,42,975	26,83,004	14,45,498	12,37,506

includes an old area "irrigable at present", viz., 11,280 acres under the Lakh Canal and the balance is distributed



---

Statistical Statements  
for  
Irrigation Works, Sind, 1924-25.

---

STATEMENT  
Statement of Canals in the Indus Right

55, Construction of Irrigation, Navigation.						
1.—						
	Begari Canals Division.			Ghar Canals Division.		Shikarpur
	Desert Canal.	Mahi-wah.	Begari Canal.	Ghar Canal.	Sukkur Canal.	Canals in Rohri.
1	2	3	4	5	6	7
Source of supply of water ..						River
Minimum discharge } C. ft. per of water .. } second. } ..						
Maximum discharge of canal ..	4,996	2,286	8,602	14,364	3,811	4,853
Average annual rainfall . Inches.	12.16	2.67	3.97	5.95	5.95	1.62
Gross area commanded.. Acres.	388,985	246,970	751,680	505,649	246,713	196,598
Culturable area com- manded ..	388,985	214,056	680,521	395,944	162,118	240,800
Area irrigable by com- plete project ..	129,660	112,025	340,260	250,000	90,000	118,935
Area irrigable at present. ..	129,660	112,025	340,260	250,000	90,000	118,935
<i>Sanctioned estimate.</i>						
Direct charges .. } Rs.	27,49,968	7,95,700	24,77,798	6,78,303	14,84,574	1,97,088
Indirect charges .. }						
Interest during construction ..	32,96,617	8,86,226	35,84,195	10,22,967	27,89,619	22,503
Total estimate .. Rs.	60,46,585	16,81,926	60,61,993	17,01,270	42,74,193	2,19,591
<i>Expenditure to end of 1924-25.</i>						
Direct charges .. Rs.	26,66,210	7,74,719	23,98,462	6,43,570	14,21,461	1,93,671
Indirect charges ..	80,354	20,981	79,336	34,733	63,113	3,509
Interest during construction. ..	32,96,617	8,86,226	35,84,195	10,22,967	27,89,619	22,503
Total expenditure .. Rs.	60,43,181	16,81,926	60,61,993	17,01,270	42,74,193	2,19,683
<i>Works as now sanctioned.</i>						
Main canals irrigation .. Miles.	90	33	78	39	72	138
Branch canals ..	198	82	112	126	56	11
Distributaries ..	33	5	52	146	15	4
Total ..	321	120	242	311	143	153
Of above— Navigable canals ..	4	..	56	103	..	..
<i>Works completed at end of 1924-25.</i>						
Main canals irrigation .. Miles.	90	33	78	39	72	138
Branch canals ..	198	82	112	126	56	11
Distributaries ..	33	5	52	146	15	4
Total ..	321	120	242	311	143	153
Of above— Navigable canals ..	4	..	56	103	..	..

## I-A.

## Bank Circle for 1924-25.

Embankment and Drainage Works. Capital Expenditure not charged to revenue.

Productive.

Canals Division.		Karachi Canals Division.				Western Nara Division.			Total, 55, Productive.
Sind Canal.	Rajib, Chiti and Garang.	Kalri Canal.	Indus Canals Right Bank.	Pinyari.	Indus Canals Left Bank.	Western Nara including Pritchard.	Phitta Canal.	Marvi-wah.	
8	9	10	11	12	13	14	15	16	17
Indus.	..	..	..	..	..	..	..	..	....
4,000	1,112	1,147	1,306	3,702	5,201	4,675	935	230	....
1-62	1-62	4-60	4-55	6-28	6-40	4-06	7-11	5-10	....
232,497	48,829	59,356	194,000	191,600	104,244	829,668	29,848	17,800	4,044,437
146,420	31,360	40,317	193,701	185,600	84,048	363,705	11,960	9,521	3,149,056
95,938	29,800	40,000	150,000	180,000	80,000	301,113	10,400	6,400	1,934,531
55,938	29,800	40,000	150,000	180,000	80,000	301,113	10,400	6,400	1,934,531
8,34,656	2,86,164	96,333	88,760	11,78,885	2,58,938	20,82,928	26,136	9,737	1,32,45,968
89,179	28,083	8,182	11,818	97,649	28,349	139,203	1,751	632	1,20,06,973
9,23,835	3,14,247	104,515	1,00,578	12,76,534	2,87,287	22,22,131	27,887	10,369	2,52,52,941
8,24,141	2,77,373	84,491	86,927	10,91,706	2,52,978	20,30,970	25,570	9,507	1,27,81,756
10,415	4,234	2,077	1,833	31,659	5,960	51,958	566	230	3,90,998
89,179	28,083	8,182	11,818	97,649	28,349	139,203	1,751	632	1,20,06,973
9,23,735	309,690	94,750	100,578	12,21,054	2,87,287	22,22,131	27,887	10,369	2,51,79,727
41	23	23	95	70	112	185	37	15	1,051
93	..	66	9	330	80	283	..	..	1,446
..	..	..	..	..	..	9	..	..	264
134	23	89	104	400	192	477	37	15	2,761
..	..	..	9	25	36	178	3	..	414
41	23	23	95	70	112	185	37	15	1,051
93	..	66	9	330	80	283	..	..	1,446
..	..	..	..	..	..	9	..	..	264
134	23	89	104	400	192	477	37	15	2,761
..	..	..	9	25	36	178	3	..	414

## STATEMENT I-A—contd.

55. Construction of Irrigation, Navigation, Embankment and Drainage Works. Capital Expenditure not charged to revenue.					
2.—Unproductive.					
1	Shikarpur Canals Division.	Karachi Canals Division.		Western Nara Division.	Total, 55, Un- productive.
	Mahiwah.	Sattah.	Baghar.	Dadu Canal.	
	2	3	4	5	6
Source of supply of water ..	Gudu Dhand Indus	River Indus	River Indus	River Indus	....
Minimum discharge of } C. ft. per water .. } second. }	..	..	..	..	....
Maximum discharge of canal .. ..	3,808	1,439	14,000	394	....
Average annual rainfall .. Inches	1.62	6.21	4.59	7.51	....
Gross area commanded .. Acres.	200,251	36,971	112,057	35,676	384,955
Culturable area commanded ..	133,901	34,294	95,301	30,654	294,150
Area irrigable by complete project .. ..	106,873	30,000	90,000	21,550	248,423
Area irrigable at present .. ..	106,873	30,000	90,000	21,550	248,423
<i>Sanctioned estimate.</i>					
Direct charges .. .. } Rs.	14,57,602	1,88,156	7,80,847	28,915	24,55,520
Indirect charges .. .. }					
Interest during construction .. ..	10,63,445	1,21,274	33,215	1,880	12,19,814
Total estimate .. Rs.	25,21,047	3,09,430	8,14,062	30,795	36,75,334
<i>Expenditure to end of 1924-25.</i>					
Direct charges .. .. Rs.	13,98,177	1,81,886	4,91,580	28,249	20,99,892
Indirect charges .. ..	59,320	6,270	13,184	666	79,440
Interest during construction .. ..	10,63,445	1,21,274	33,215	1,880	12,19,814
Total expenditure .. Rs.	25,20,942	3,09,430	5,37,979	30,795	33,99,146
<i>Works as now sanctioned.</i>					
Main canals irrigation .. Miles	37	32	93	23	185
Branch canals .. ..	178	5	66	14	263
Distributaries .. ..	87	..	..	..	87
Total .. ..	302	37	159	37	535
Of above— Navigable canals .. ..	..	4	93	3	100
<i>Works completed at end of 1924-25.</i>					
Main canals irrigation .. Miles	37	32	93	23	185
Branch canals .. ..	178	5	66	14	263
Distributaries .. ..	87	..	..	..	87
Total .. ..	302	37	159	37	535
Of above— Navigable canals .. ..	..	4	93	3	100

STATEMENT  
Statement of Canals in the Indus Left

55, Construction of Irrigation, Navigation, Embankment and Drainage					
1—Pro					
	Jamrao Canal Division.	Eastern Nara			
	Jamrao Canal.	Nara Supply Channel.	Eastern Nara.	Mithrao Canal.	Thar Canal.
1	2	3	4	5	6
Source of supply of water .. ..	Eastern Nara.	Indus.	Nara supply channel		Eastern.
Minimum discharge of river C.ft. per second. ....	3,286	(a) 31,559	....	.... 2,800	.... 1,400
Maximum discharge of canal .. ..	17.0	....	....	.... 9.12	.... 12.04
Average annual rainfall .. Inches.	870,850	151,400	789,991	437,551	158,044
Gross area commanded .. Acres.	(c) 80,010	(c) 39,552	(c) 50,967	(c) 40,519	(c) 136,000
Culturable area commanded ..	300,000	12,200	90,900	143,500	50,000
Area irrigable annually by complete project ..	267,085	12,200	42,200	136,300	50,000
Area irrigable at present by complete project ..					
<i>Sanctioned estimate.</i>					
Direct charges .. .. Rs.	99,54,821	....	....	....	....
Indirect charges .. ..	80,16,109	....	....	....	....
Interest during construction .. ..					
Total estimate .. Rs.	1,79,70,930	....	....	....	....
<i>Expenditure to end of 1924-25.</i>					
Direct charges .. .. Rs.	95,70,360	....	....	....	....
Indirect charges .. ..	2,93,185	....	....	....	....
Interest during construction .. ..	80,16,109	....	....	....	....
Total expenditure .. Rs.	1,78,79,654	....	....	....	....
<i>Work as now sanctioned.</i>					
Main Canals Irrigation .. Miles.	138	12	264	97	24
Branch Canals .. ..	58	....	....	56	48
Distributaries .. ..	511	....	....	96	18
Of the above—					
Navigable Canals .. Miles.	....	12	204	45	....
<i>Works completed to end of 1924-25.</i>					
Main Canals Irrigation .. Miles.	138	12	264	97	24
Branch Canals .. ..	58	....	....	56	48
Distributaries .. ..	511	....	....	96	18
Of the above—					
Navigable Canals .. Miles.	....	12	204	45	....

(c) The figures for the current year differ from

I-A.

Bank Circle for the year 1924-25.

Works—Capital Expenditure not charged to Revenue—A—Irrigation Works.

ductive.

Division.			Hyderabad Canals Division.						
Khipro Canal.	Hiral Canal.	Total.	Alibahar Kacheri.	Great Marakh.	Sarfraz.	Ghero Mahmodo.	Kari Shumali.	Nasir.	Total.
7	8	9	10	11	12	13	14	15	16
Nara.			Indus.	Indus.	Indus.	Indus.	Indus.	Indus.	
.. 200	.. 250	....	(a) 31,559	(a) 31,559	(a) 31,559	..	.. 1,113	.. 2,285	..
4 98	12 78	....	452	1,552	1,117	1,367	12 58	14 58	..
35,743	55,480	1,628,209	13 34	11 36	13 47	11 91	(c) 294,997	(c) 125,654	(c) 1,026,759
(c) 33,845	(c) 50,154	1,169,109	(c) 58,871	(c) 229,958	(c) 113,447	(c) 203,332	(c) 208,953	(c) 136,515	(c) 89,484
8,000	15,700	320,300	(c) 49,882	(c) 147,037	(c) 120,388	(c) 234,799	99,989	42,318	343,959
8,000	20,000	268,700	18,300	73,929	40,800	68,623	99,989	42,318	343,959
			18,300	73,929	40,800	68,623	99,989	42,318	343,959
..	..	86,16,551	1,07,169	4,58,028	1,24,680	1,09,785	15,793	47,157	8,62,612
..	..	1,20,11,768	64,289	4,58,112	2,33,806	7,702	1,254	3,510	7,68,673
..	..	2,06,28,319	1,71,458	9,16,140	3,58,486	1,17,487	17,047	50,667	16,31,285
..	..	82,74,039	1,03,430	4,41,387	1,18,559	1,06,040	15,191	45,640	8,30,247
..	..	2,94,89	3,739	16,641	6,121	3,745	602	1,517	32,365
..	..	1,20,11,768	64,289	4,58,112	2,33,806	7,702	1,254	3,510	7,68,673
..	..	2,05,82,699	1,71,458	9,16,140	3,58,486	1,17,487	17,047	50,667	16,31,285
..	15	431	26	24	80	31	37	28	226
..	22	126	32	146	35	194	129	102	638
..	13	127	..	..	..	..	..	..	..
..	..	261	22	22	30	58	31	16	179
..	15	431	26	24	80	31	37	28	226
..	22	126	32	146	35	194	129	102	638
..	13	127	..	..	..	..	..	..	..
..	..	261	22	22	30	58	31	16	179

those for last year. The causes are being investigated by the Collectors who supply the figures.

## STATEMENT

55, Construction of Irrigation, Navigation, Embankment and Drainage				
1—Pro				
Fuleli Canal Division.				
	Fuleli Canal. 17	Hasanali Canal. 18	Indus Canals. Other canals in Fuleli canals Division. 19	Total. 20
Source of supply of water .. ..	Indus.	Indus.	Indus.	
Minimum discharge of river C. ft. per second.	(b) 30,242	(b) 30,242	(b) 30,242	....
Maximum discharge of canal .. ..	11,710	1,175	1,369	....
Average annual rainfall .. Inches.	11.82	11.58	11.80	....
Gross area commanded .. Acres.	1,703,000	144,000	147,800	1,994,800
Culturable area commanded .. ..	(c) 1,454,423	(c) 92,748	(c) 149,518	16,96,689
Area irrigable annually by complete project...	400,000	21,000	35,000	456,000
Area irrigable at present by complete project .	400,000	19,000	30,000	449,000
<i>Sanctioned estimate.</i>				
Direct charges .. .. Rs.	32,01,582	3,09,579	1,15,793	36,26,954
Indirect charges .. .. "	33,55,185	2,10,978	9,410	35,75,573
Interest during construction .. .. "				
Total estimate .. Rs.	65,56,767	5,20,557	1,25,203	72,02,527
<i>Expenditure to end of 1924-25.</i>				
Direct charges .. .. Rs.	30,28,575	2,93,423	1,11,928	34,33,926
Indirect charges .. .. "	1,18,050	15,038	3,499	1,36,527
Interest during construction .. .. "	33,55,185	2,10,978	9,410	35,75,573
Total expenditure .. Rs.	65,01,810	5,19,439	1,24,777	71,46,026
<i>Works as now sanctioned.</i>				
Main Canals Irrigation .. .. Miles.	100	31	65	196
Branch Canals .. .. "	875	45	70	990
Distributaries .. .. "	28	14	4	46
Of the above—				
Navigable Canals .. .. Miles.	328	39	10	377
<i>Works completed to end of 1924-25.</i>				
Main Canals Irrigation .. .. Miles	100	31	65	196
Branch Canals .. .. "	875	45	70	990
Distributaries .. .. "	28	14	4	46
Of the above—				
Navigable Canals .. .. Miles.	328	39	10	377

(a) Minimum discharge of  
(b) Minimum discharge of  
(c) These figures are copied

## I-A—concl'd.

Works—Capital Expenditure not charged to Revenue—A—Irrigation Works—concl'd.

ductive—concl'd.		2—Unproductive.		
Nasrat Canals Division.		Nasrat Canals Division.		
Dambro.	Naulakhi.	Dad Canal including Ren Distributary.	Nasrat Canal.	Total.
21	22	23	24	25
Indus. (a) 31,559 481 4'60 135,230 51,290 72,165 15,000	Indus. (a) 31,559 3,105 3'96 257,009 (c) 162,189 105,240 50,000	Indus. (a) 31,559 4,274 9'15 670,479 (c) 326,477 156,685 151,285	Indus. (a) 31,559 2,508 5'42 383,700 (c) 323,113 104,100 90,000	..... ..... ..... 1,054,179 649,590 260,785 241,285
51,818 3,480	1,35,678 10,327	27,01,169 20,93,598	18,66,759 14,02,310	45,67,928 34,95,908
55,298	1,46,005	47,94,767	32,69,069	80,63,836
50,514 1,314 3,480	131,640 4,038 10,327	25,90,664 94,815 20,53,598	18,08,482 58,277 14,02,310	43,99,146 1,53,092 34,95,908
55,308	1,46,005	47,79,077	32,69,069	80,48,146
30 35 .....	28 81 15	96 193 158	97 95 118	193 288 276
.....	.....	.....	.....	.....
30 35 .....	28 81 15	87 199 130	79 137 69	166 336 199
.....	.....	.....	.....	.....

Indus at Bukkur  
Indus at Kotri.  
from the Collector's reports.



## STATEMENT

## Capital Account of Irrigation Works in

Name of Work.	DURING YEAR.										
	Direct Charges.						Indirect Charges.				Grand Total.
	Works.	Establishment.	Tools and Plant.	Total.	Deduct Receipts on Capital Account.	Total.	Capitalization.	Leave and Pension Allowances.	Audit and Accounts.	Total.	
1	2	3	4	5	6	7	8	9	10	11	
	Rs.	Rs.	Rs.	Rs.	Rs.	Rs.	Rs.	Rs.	Rs.	Rs.	Rs.
<i>Productive.</i>											
1. Desert Canal..	6,884	1,334	76	8,294	..	8,294	..	187	69	256	8,550
2. Unharwah ..	3,208	622	35	3,865	..	3,865	..	87	32	119	3,984
3. Begari Canal..	1,732	335	19	2,086	..	2,086	38	47	17	102	2,188
4. Eastern Nara Works ..	47,216	11,083	536	58,835	..	58,835	..	1,552	472	2,024	60,859
5. Jamrao Canal.	47,132	11,500	540	59,172	..	59,172	..	1,610	471	2,081	61,253
6. Sukkur Canal.	...	...	...	...	..	...	..	...	..	...	...
7. Ghar Canal ..	...	...	...	...	..	...	..	...	..	...	...
8. Alibhar Karachi Canal ..	...	...	...	...	..	...	..	...	..	...	...
9. Marak Great Canal ..	...	...	...	...	..	...	..	...	..	...	...
10. Sarfrazwah ..	...	...	...	...	..	...	..	...	..	...	...
11. Fuleli Canal ..	1,13,332	37,041	1,389	1,51,762	..	1,51,762	209	5,186	1,133	6,528	1,58,290
12. Hasanali Canal	1,259	550	16	1,825	..	1,825	..	77	13	90	1,915
13. Naulakhi Canal	5	2	..	7	..	7	..	..	..	..	7
14. Kalri Canal ..	5,381	3,653	59	9,093	..	9,093	..	511	54	565	9,658
15. Pinyari Canal.	1,72,803	33,498	1,895	2,08,196	..	2,08,196	..	4,690	1,728	6,418	2,14,614
16. Indus Canal, Right Bank..	...	...	...	...	..	...	..	...	..	...	...
17. Indus Canal, Left Bank ..	...	...	...	...	..	...	..	...	..	...	...
18. Sind Canal ..	1,068	208	12	1,288	..	1,288	..	29	11	40	1,328
19. Rajib Chiti and Garang..	4,249	823	47	5,119	..	5,119	..	115	42	157	5,276
20. Canal in Rohri ..	9,873	1,914	108	11,895	..	11,895	..	268	99	367	12,262
21. Western Nara and Pritchard	...	...	...	...	..	...	..	...	..	...	...
22. Phitta ..	...	...	...	...	..	...	..	...	..	...	...

(a) Suspense account

I.B.

Sind for, and to end of, 1924-25.

TO END OF YEAR.											
Direct charges.						Indirect Charges.					Grand Total.
Works.	Establishment.	Tools and Plant.	Total.	Deduct Receipts on Capital Account.	Total.	Capita- lization.	Leave and Pension Allow- ances.	Audit and Ac- counts.	Amounts not allocated.	Total.	
13	14	15*	16	17	18	19	20	21	22	23	24
Rs.	Rs.	Rs.	Rs.	Rs.	Rs.	Rs.	Rs.	Rs.	Rs.	Rs.	Rs.
1,53,172	4,87,544	25,531	26,66,247	37	26,66,210	2,284	77,979	91	..	80,354	27,46,564
6,36,762	1,35,525	2,432	7,74,719	..	7,74,719	1,953	18,973	55	..	20,981	7,95,700
0,33,882	3,59,344	5,255	23,98,481	19	23,98,462	17,969	61,340	27	..	79,336	24,77,798
5,30,345	16,58,435	87,435	82,76,215	176	82,76,039	9,533	2,76,133	9,226	..	2,94,892	85,70,931
7,13,289	16,61,854	1,91,592	95,71,341	981	95,70,360	54,147	2,32,659	6,379	..	2,93,185	98,63,545
1,86,861	2,20,331	(a) 4,606 14,429	14,21,621	160	14,21,461	20,466	42,270	377	..	63,113	14,84,574
5,26,909	1,12,454	4,207	6,43,570	..	6,43,570	13,954	20,276	503	..	34,733	6,78,303
79,126	23,668	636	1,03,430	..	1,03,430	..	3,527	212	..	3,739	1,07,169
3,46,335	91,514	3,618	4,41,467	80	4,41,387	1,701	14,775	165	..	16,641	4,58,028
1,03,432	15,097	30	1,18,559	..	1,18,559	3,102	3,019	..	..	6,121	1,24,680
3,92,273	6,17,630	19,176	30,29,079	504	30,28,575	15,459	95,938	6,653	..	1,18,050	31,46,625
2,37,822	50,268	5,333	2,93,423	..	2,93,423	7,976	7,037	25	..	15,038	3,08,461
1,01,979	28,821	840	1,31,640	..	1,31,640	..	4,038	..	..	4,038	1,35,678
70,157	14,161	173	84,491	..	84,491	..	1,982	95	..	2,077	86,568
8,90,499	1,96,974	4,233	10,91,706	..	10,91,706	..	27,578	4,121	..	31,699	11,23,405
73,467	13,087	373	86,927	..	86,927	..	1,833	..	..	1,833	88,760
2,09,896	42,557	525	2,52,978	..	2,52,978	..	5,960	..	..	5,960	2,58,938
7,49,057	74,023	1,061	8,24,141	..	8,24,141	..	10,366	49	..	10,415	8,34,556
2,48,172	29,218	— 17	2,77,373	..	2,77,373	..	4,087	147	..	4,234	2,81,607
1,69,864	23,459	348	1,93,671	..	1,93,671	..	3,283	226	..	3,509	1,97,180
6,47,206	3,71,150	12,614	20,30,970	..	20,30,970	..	51,958	..	..	51,958	20,82,928
21,582	4,041	— 53	25,570	..	25,570	..	566	..	..	566	26,136

Expenditure on the Chiti Canal.

H 1332—33

## STATEMENT

Name of Work.	DURING YEAR.										
	Direct Charges.						Indirect Charges.				
	Works.	Establishment.	Tools and Plant.	Total.	Deduct Receipts on Capital Account.	Total.	Capitalization.	Leave and Pension Allowances.	Audit and Accounts.	Total.	Grand Total.
1	2	3	4	5	6	7	8	9	10	11	12
	Rs.	Rs.	Rs.	Rs.	Rs.	Rs.	Rs.	Rs.	Rs.	Rs.	Rs.
<i>Productive—concl'd.</i>											
23. Marviwah ..	..	..	..	..	..	..	..	..	..	..	..
24. Gharo Mahmado ..	..	..	..	..	..	..	..	..	..	..	..
25. Kari Shumali.	..	..	..	..	..	..	..	..	..	..	..
26. Nasirwah ..	..	..	..	..	..	..	..	..	..	..	..
27. Indus Canals (other Canals Fuleli District)	544	231	7	782	..	782	..	32	5	37	819
28. Dambhro ..	..	..	..	..	..	..	..	..	..	..	..
29. Lloyd Barrage.	87,35,087	20,71,113	3,61,707	11630,616	11,979	11618637	32,433	2,89,956	87,351	4,09,740	1,20,28,377
30. Garkino Canal.	14,961	2,900	4,62,709 (a) 164	18,025	..	18,025	..	406	150	556	18,581
Total, Productive ..	91,64,734	21,76,807	3,66,610 (a) 462,709	1,21,70,860	11,979	121,58,881	32,680	3,04,753	91,647	4,29,080	1,25,87,961
<i>Unproductive,</i>											
31. Mahiwah ..	3,052	592	34	3,678	..	3,678	..	83	31	114	3,792
32. Dad Canal ..	3,454	1,128	45	4,627	..	4,627	..	158	35	193	4,820
33. Nasrat Canal..	-62	-20	-1	-83	..	-83	..	-3	-1	-4	-87
34. Sattah Canal..	3,470	673	38	4,181	..	4,181	..	94	..	94	4,275
35. Baghar ..	1,85,834	36,023	2,038	2,23,895	..	2,23,895	..	5,043	1,858	6,901	2,30,796
36. Dadu Canal ..	..	..	..	..	..	..	..	..	..	..	..
37. Shearwah ..	-200	-38	-2	-240	..	-240	..	-5	-2	-7	-247
38. Navlakhi (abandoned project).	..	..	..	..	..	..	..	..	..	..	..
Total, Unproductive	1,95,548	38,358	2,152	236,058	..	2,36,058	..	5,370	1,921	7,291	2,43,349
Grand Total ..	93,60,282	22,15,165	3,68,762 (a) 4,62,709	1,24,06,918	11,979	123,94,939	32,680	3,10,123	93,568	4,36,371	1,28,31,310

(a) Suspense

I-B—concl'd.

TO END OF YEAR.

Direct Charges.						Indirect Charges.					Grand Total
Works.	Establishment.	Tools and Plant.	Total.	Deduct Receipts on Capital Account.	Total.	Capita- lization.	Leave. and Pen- sion Allow- ances.	Audit and Ac- counts.	Amount not allocated.	Total.	
13	14	15	16	17	18	19	20	21	22	23	
Rs.	Rs.	Rs.	Rs.	Rs.	Rs.	Rs.	Rs.	Rs.	Rs.	Rs.	Rs.
7,837	1,632	38	9,507	..	9,507	..	230	..	..	230	9,737
79,028	26,735	277	1,06,040	..	1,06,040	..	3,745	..	..	3,745	1,09,785
10,823	4,302	66	15,191	..	15,191	..	602	..	..	602	15,793
34,842	10,840	-42	45,640	..	45,640	..	1,517	..	..	1,517	47,157
86,713	24,411	804	1,11,928	..	1,11,928	..	3,434	5	..	3,439	1,15,367
40,671	9,313	530	50,514	..	50,514	..	1,304	..	..	1,304	51,818
1,20,02,363	35,08,314	9,10,830 (a) 5,99,954 636	1,70,21,461	18,016	1,70,03,445	68,053	4,57,046	1,14,717	4,434	6,44,250	1,76,47,695
96,977	20,592	..	1,18,205	..	1,18,205	..	2,882	970	..	3,852	1,22,057
..04,81,341	98,37,294	12,92,910 (a) 6,04,560	5,22,16,105	19,973	5,21,96,132	2,16,597	14,36,337	1,44,043	4,434	18,01,411	5,39,97,543
11,41,877	2,46,623	9,683	13,98,183	6	13,98,177	24,649	34,527	144	..	59,320	14,57,497
21,91,507	3,79,632	19,559	25,90,698	34	25,90,664	41,453	53,150	212	..	94,815	26,85,479
15,48,154	2,53,593	6,893	18,08,640	158	18,08,482	22,749	35,501	27	..	58,277	18,66,759
1,46,599	33,169	2,118	1,81,886	..	1,81,886	1,597	4,643	30	..	6,270	1,88,156
4,10,401	78,769	2,410	4,91,580	..	4,91,580	..	11,026	2,158	..	13,184	5,04,764
23,324	4,764	161	28,249	..	28,249	..	666	..	..	666	28,915
23,823	3,831	375	28,029	..	28,029	..	537	-11	..	526	28,555
4,876	236	..	5,112	..	5,112	..	33	..	..	33	5,145
54,90,561	10,00,617	41,199	65,32,377	198	65,32,179	90,448	1,40,083	2,560	..	2,33,091	67,65,270
..59,71,902	108,37,911	13,34,109 (a) 6,04,560	5,87,48,482	20,171	5,87,28,311	3,07,045	15,76,420	1,46,603	4,434	20,34,502	6,07,62,813

ccount.

S. K. MEHTA,  
Assistant Accounts Officer.

## STATEMENT

## STATEMENT SHOWING THE FINANCIAL RESULTS OF IRRIGATION

*Realizations under main heads of*

Works.	REVENUE (ACTUAL)						
	Irrigation.					Plantation.	Miscellaneous.
	Direct.	Indirect.			Total.		
	Water rates directly paid.	Share of Land Revenue.	4 per cent. on <sup>10</sup> ths of proceeds from sale of occupancy rights in waste or other lands up to end of year.	Total.		Total.	7
1	2	3	4	5	6	7	8
<i>Productive.</i>	Rs.	Rs.	Rs.	Rs.	Rs.	Rs.	Rs.
1. Desert Canal ..	95,245	4,45,451	2,357	4,47,811	5,43,057	95	4,583
2. Unharwah ..	174	2,28,620	3,247	2,31,867	2,32,041	40	1,745
3. Begari Canal ..	31,925	7,28,764	10,467	7,39,231	7,71,156	30	5,470
4. Eastern Nara Canals ..	5,135	5,33,773	6,487	5,40,260	5,45,395	1,659	18,929
5. Jamrac Canal ..	1,164	6,89,193	78,583	7,67,781	7,68,945	3,856	93,150
6. Sukkur Canal ..	1,487	3,04,728	909	3,05,637	3,07,124	17	5,918
7. Ghar Canal ..	5,904	10,34,148	7,629	10,41,777	10,47,681	495	10,936
8. Alibahar Kacheri Canal ..	369	29,969	840	30,809	31,178	..	1,020
9. Marak Great Canal ..	1,922	1,69,060	3,617	1,72,677	1,74,599	79	4,493
10. Sarfrazwah ..	1,172	58,847	1,409	60,256	61,428	45	1,540
11. Fuleli Canal ..	37,060	9,94,099	26,191	10,20,290	10,57,350	165	39,984
12. Hasanali Canal ..	263	46,627	952	47,579	47,842	..	611
13. Navlakhi Canal ..	406	1,50,402	753	1,51,155	1,51,561	..	433
14. Kalri Canal ..	189	52,122	659	52,781	52,970	..	72
15. Pinyari Canal ..	145	2,22,657	5,472	2,28,129	2,28,274	267	3,920
16. Indus Canals, Right Bank ..	89	54,879	2,325	57,204	57,293	..	524
17. Indus Canals, Left Bank ..	533	75,711	2,523	78,234	78,767	30	2,931
18. Sind Canal and Branches ..	2,374	2,94,712	9,136	3,03,848	3,06,222	9	3,950
19. Rajib, Chitti and Garang ..	861	93,147	2,018	95,165	96,026	..	203
20. Canals in Rohri ..	1,473	1,49,576	4,697	1,54,273	1,55,751	14	2,473
21. Western Nara and Pritchard ..	4,451	9,03,953	12,467	9,16,420	9,20,871	933	7,801
22. Phitta ..	18	12,289	503	12,792	12,810	..	56
23. Marviwah ..	..	15,738	890	16,628	16,628	..	6
24. Gharo Mahmudo ..	6,231	1,57,918	2,773	1,60,691	1,66,922	24	1,827

No. I-C.

## WORKS IN SIND FOR THE YEAR ENDED 31ST MARCH 1925.

## Revenue and Working Expenses.

RECEIPTS).					WORKING EXPENSES.			
Total. 9	Less—Refunds of revenue. 10	Gross revenue less refunds. 11	Deduct—Share due to old irrigation. 12	Total revenue due to improvement. 13	Revenue Management.			
					Establishment.			Total Revenue Management. 17
					Direction. 14	Executive. 15	Civil Officers. 16	
Rs.	Rs.	Rs.	Rs.	Rs.	Rs.	Rs.	Rs.	Rs.
5,47,735	163	5,47,572	..	5,47,572	..	..	26,949	26,949
2,33,826	..	2,33,826	..	2,33,826	..	..	13,80	13,809
7,76,656	41	7,76,615	33,613	7,43,002	..	..	45,02	45,602
5,65,983	..	5,65,983	3,444	5,2,6539	..	66,136	32,663	98,799
8,65,951	102	8,65,849	..	8,65,849	..	1,41,250	21,067	1,62,317
3,13,059	421	3,12,638	84,806	2,27,832	..	..	21,947	21,947
10,59,112	10	10,59,102	1,35,512	9,23,590	..	..	67,986	67,986
32,198	..	32,198	17,505	14,693	..	2,375	2,520	4,85
1,79,171	..	1,79,171	59,437	1,19,734	..	13,993	12,637	26,630
63,013	..	63,013	18,806	44,207	..	5,39	4,361	9,760
10,97,499	..	10,97,499	2,44,549	8,52,950	..	59,484	71,914	1,31,38
48,453	..	48,453	5,916	42,537	..	5,67	2,860	8,577
1,51,994	..	1,51,994	..	1,51,994	..	7,116	9,048	16,164
53,042	..	53,042	..	53,042	..	..	3,139	3,139
2,32,461	..	2,32,461	..	2,32,461	..	..	13,415	13,415
57,817	..	57,817	..	57,817	..	..	3,28	3,298
81,728	380	81,348	..	81,348	..	..	4,659	4,699
3,10,181	..	3,10,181	..	3,10,181	..	..	17,893	17,893
96,229	..	96,229	..	96,229	..	..	5,627	5,627
1,582,38	..	1,58,238	..	1,58,238	..	..	9,072	9,072
9,29,605	..	9,29,605	..	9,29,605	..	..	54,510	54,510
12,866	..	12,866	..	12,866	..	..	741	741
16,634	..	16,634	..	16,634	..	..	944	944
1,68,773	1	1,68,772	..	1,68,772	..	16,414	9,849	26,263

## STATEMENT

Works.	WORKING						
	MAINTENANCE						
	Establishment.			Works.	Repairs.	Sundries.	Plantations.
	Direction.	Executive.	Total.				
18	19	20	21	22	23	24	
	Rs.	Rs.	Rs.	Rs.	Rs.	Rs.	Rs.
1. Desert Canal ..	..	34,149	34,149	2,833	1,71,949	..	1,380
2. Unharwah ..	..	12,365	12,365	981	62,357	..	449
3. Begari Canal ..	..	56,290	56,290	2,011	2,87,426	—7	943
4. Eastern Nara Canals ..	..	73,557	73,557	33,441	2,03,587	..	3,781
5. Jamrao Canal ..	..	90,860	90,860	39,955	2,69,631	—69	2,211
6. Sukkur Canal ..	..	15,086	15,086	2,243	73,077	..	2,503
7. Ghar Canal ..	..	27,650	27,650	637	1,39,193	..	2,804
8. Alibahar Kacheri Canal ..	..	2,375	2,375	..	7,273	..	..
9. Marak Great Canal ..	..	13,994	13,994	2,185	39,707	..	960
10. Sarfrazwah ..	..	5,400	5,400	..	16,289	..	246
11. Fuleli Canal ..	..	59,484	59,484	133	1,79,907	..	2,118
12. Hasanali Canal ..	..	5,698	5,698	..	17,448	..	..
13. Navlakhi Canal ..	..	7,116	7,116	270	21,521	..	..
14. Kalri Canal ..	..	7,369	7,369	..	38,015	..	..
15. Pinyari Canal ..	..	28,631	28,631	31,087	1,15,897	—100	712
16. Indus Canals, Right Bank ..	..	2,927	2,927	..	15,101	..	..
17. Indus Canals, Left Bank ..	..	9,647	9,647	3,951	45,817	..	..
18. Sind Canal and Branches ..	..	13,752	13,752	967	69,960	..	11
19. Rajib, Chitti and Garang ..	..	2,890	2,890	..	12,754	..	2,157
20. Canals in Robri ..	..	20,193	20,193	236	1,03,084	..	807
21. Western Nara Pritchard ..	..	57,794	57,794	2,668	2,91,211	—55	4,263
22. Phitta ..	..	631	631	..	3,255	—20	..
23. Marviwah ..	..	3,296	3,296	..	17,000	..	..
24. Gharo Mahmudo ..	..	16,413	16,413	4,206	44,912	—3	1,145

## No. I-C—contd.

EXPENSES.								NET REVENUE.	
Tools and Repairs.		Indirect charges.	Grand Total Working Expenses.	Deduct—Old maintenance charges.			Total Working expenses on improvements.	Total.	Due to improvements.
Tools and Plant.	Total cost of Maintenance.			Direct.	Indirect.	Total.			
25	26	27	28	29	30	31	32	33	34
Rs.	Rs.	Rs.	Rs.	Rs.	Rs.	Rs.	Rs.	Rs.	Rs.
1,932	2,12,243	6,543	2,45,735	..	..	..	2,45,735	3,01,837	3,01,837
700	76,852	2,371	93,029	..	..	..	93,029	1,40,797	1,40,797
3,192	3,49,855	10,799	4,06,256	8,757	2	8,759	3,97,497	3,70,359	3,45,505
2,902	3,17,268	21,965	4,38,032	344	..	344	4,37,688	1,27,951	1,24,851
3,715	4,06,303	35,613	6,04,233	..	..	..	6,04,233	2,61,616	2,61,616
854	93,763	3,452	1,19,162	13,256	106	13,362	1,05,800	1,93,476	1,22,032
1,564	1,71,848	5,291	2,45,125	18,680	161	18,841	2,26,284	8,13,977	6,97,306
89	9,737	678	15,310	9,078	188	9,266	6,044	16,888	8,649
525	57,371	4,208	88,209	22,978	427	23,405	64,804	90,962	54,930
205	22,138	1,632	33,530	7,651	170	7,821	25,709	29,483	18,498
2,232	2,43,874	17,811	3,93,083	1,14,265	2,096	1,16,361	2,76,722	7,04,416	5,76,228
214	23,360	1,745	33,682	3,380	78	3,458	30,224	14,771	12,313
267	29,174	2,210	47,548	..	..	..	47,548	1,04,446	1,04,446
417	45,801	1,415	50,355	..	..	..	50,355	2,687	2,687
1,620	1,77,847	7,180	1,98,442	..	..	..	1,98,442	34,019	34,019
165	18,193	561	22,052	..	..	..	22,052	35,765	35,765
546	59,961	1,849	66,509	..	..	..	66,509	14,839	14,839
778	85,468	2,634	1,05,995	..	..	..	1,05,995	2,04,186	2,04,186
163	17,964	554	24,145	..	..	..	24,145	72,084	72,084
1,160	1,25,480	3,868	1,38,420	..	..	..	1,38,420	19,818	19,818
3,325	3,59,206	11,072	4,24,788	..	..	..	4,24,788	5,04,817	5,04,817
56	3,922	121	4,784	..	..	..	4,784	8,082	8,082
186	20,482	631	22,057	..	..	..	22,057	—5,423	—5,423
619	67,292	5,099	98,654	..	..	..	98,654	70,118	70,118



## STATEMENT

Works.	REVENUE (ACTUAL)							
	Irrigation.					Total.	Plantation.	Miscellaneous.
	Direct.	Indirect			Total.			
	Water rates directly paid.	Share of land Revenue.	4 per cent. on 9/10ths of proceeds from sale of occupancy rights in waste or other lands up to end of year.	Total.		Plantation.	Miscellaneous.	
1	2	3	4	5	6	7	8	
	Rs.	Rs.	Rs.	Rs.	Rs.	Rs.	Rs.	
25. Kari Shumali .. ..	1,513	76,344	3,369	79,713	81,226	8	710	
26. Nasirwah .. ..	106	77,198	1,648	78,846	78,952	10	745	
27. Indus Canals (other canals Fuleli Division) .. ..	1,070	74,826	1,226	76,052	77,122	..	1,093	
28. Dambhro .. ..	532	38,790	529	39,319	39,851	..	81	
<b>Total Productive .. ..</b>	<b>2,01,817</b>	<b>77,13,544</b>	<b>1,93,681</b>	<b>79,07,225</b>	<b>81,09,042</b>	<b>7,776</b>	<b>2,15,204</b>	
<i>Unproductive.</i>								
29. Mahiwah .. ..	615	1,74,083	4,451	1,78,534	1,79,149	11	2,377	
30. Dad Canal .. ..	2,350	3,56,485	9,224	3,65,709	3,68,059	322	1,512	
31. Nasrat Canal .. ..	103	2,50,837	14,520	2,65,357	2,65,460	243	249	
32. Suttah .. ..	12	46,089	1,052	47,141	47,153	..	119	
33. Baghar .. ..	1,204	74,028	1,753	75,781	76,985	82	2,462	
34. Dadu Canal .. ..	..	32,814	553	33,367	33,367	..	101	
<b>Total Unproductive .. ..</b>	<b>4,284</b>	<b>9,34,336</b>	<b>31,553</b>	<b>9,65,889</b>	<b>9,70,173</b>	<b>658</b>	<b>6,820</b>	
<b>Grand Total .. ..</b>	<b>2,06,101</b>	<b>86,47,880</b>	<b>2,25,234</b>	<b>88,73,114</b>	<b>90,79,215</b>	<b>8,434</b>	<b>2,22,024</b>	

(a) The amount of Rs. 5 on account of Refunds of Revenue is deducted from gross

## No. I-C—contd.

RECEIPTS).					WORKING EXPENSES.			
Total. 9	Less—Refunds of revenue. 10	Gross revenue less refunds. 11	Deduct—Share due to old irrigation. 12	Total revenue due to improvement 13	Revenue Management.			Total Revenue Management. 17
					Establishment.			
					Direction. 14	Executive. 15	Civil officers. 16	
Rs.	Rs.	Rs.	Rs.	Rs.	Rs.	Rs.	Rs.	Rs.
81,944	..	81,944	..	81,944	..	5,315	4,678	9,993
79,707	..	79,707	..	79,707	..	7,273	4,640	11,913
78,215	..	78,215	..	78,215	..	11,111	4,554	15,665
39,932	..	39,932	..	39,932	..	2,772	2,359	5,131
83,32,022	1,118	83,30,904	6,03,588	77,27,316	..	3,44,335	4,72,798	8,17,133
1,81,537	315	1,81,222	1,10,497	70,725	..	..	12,774	12,774
3,69,893	1	3,69,892	(a) 83,908	2,85,984	..	..	24,557	24,557
2,65,952	..	2,65,952	72,854	1,93,098	..	..	15,909	15,909
47,272	..	47,272	16,145	31,127	..	..	2,929	2,929
79,529	14	79,515	..	79,515	..	..	4,516	4,516
33,468	..	33,468	..	33,468	..	..	1,969	1,969
9,77,651	330	9,77,321	2,83,404	6,93,917	..	..	62,654	62,654
93,09,673	1,448	93,08,225	8,86,992	84,21,233	..	3,44,335	5,35,452	8,79,787

revenue of Rs. 83,913 and net revenue shown here.

## STATEMENT

		WORKING					
		Maintenance					
Works.	Establishment.			Works.	Repairs.	Sundries.	Plantations.
	Direction.	Executive.	Total.				
I	18	19	20	21	22	23	24
<i>Productive—contd.</i>	Rs.	Rs.	Rs.	Rs.	Rs.	Rs.	Rs.
25. Kari Shumali ..	..	5,316	5,316	..	15,430	..	848
26. Nasirwah ..	..	7,272	7,272	1,106	19,864	..	1,300
27. Indus Canals (other canals Fuleli Division).	..	11,111	11,111	..	34,026	—12	..
28. Dambhro ..	..	2,773	2,773	..	8,491	..	..
Total, Productive ..	..	5,94,039	5,94,039	1,28,910	23,24,182	—266	28,638
<i>Unproductive.</i>							
29. Mahiwah ..	..	54,595	54,595	..	2,80,588	..	1,048
30. Dad Canal ..	..	54,031	54,031	684	1,59,449	..	5,325
31. Nasrat Canal ..	..	41,958	41,958	441	1,23,680	..	4,366
32. Suttah ..	..	1,253	1,253	..	6,466	..	..
33. Baghar ..	..	6,494	6,494	..	33,306	..	194
34. Dadu Canal ..	..	3,713	3,713	..	19,150	—4	..
Total, Unproductive ..	..	1,62,044	1,62,044	1,125	6,22,639	—4	10,933
Grand Total ..	..	7,56,083	7,56,083	1,30,035	29,46,821	—270	39,571

No. I-C—concl'd.

EXPENSES.								NET REVENUE.	
Tools and Repairs.		Indirect Charges.	Grand Total Working Expenses.	Deduct—Old maintenance charges.			Total Working Expenses on improvement.	Total.	Due to improvements.
Tools and Plant.	Total Cost of Maintenance.			Direct.	Indirect.	Total.			
25	26	27	28	29	30	31	32	33	34
Rs.	Rs.	Rs.	Rs.	Rs.	Rs.	Rs.	Rs.	Rs.	Rs.
199	21,793	1,651	33,437	..	..	..	33,437	48,507	48,507
273	29,815	2,259	43,987	..	..	..	43,987	35,720	35,720
417	45,542	3,451	64,658	..	..	..	64,658	13,557	13,557
104	11,368	861	17,360	..	..	..	17,360	22,572	22,572
28,417	31,03,920	1,57,524	40,78,577	1,98,389	3,228	2,01,617	38,76,960	42,52,327	38,50,356
3,089	3,39,320	10,359	3,62,453	21,007	273	21,280	3,41,173	-1,81,231	-2,70,448
2,028	2,21,517	9,441	2,55,515	44,071	1,138	45,209	2,10,306	1,14,377	75,678
1,574	1,72,019	7,050	1,94,978	19,355	453	19,808	1,75,170	70,974	17,928
71	7,790	178	10,897	8,993	225	9,218	1,679	36,375	29,448
367	40,361	1,244	46,121	..	..	..	46,121	33,394	33,394
214	23,073	712	25,754	..	..	..	25,754	7,714	7,714
7,343	8,04,080	28,984	8,95,718	93,426	2,089	95,515	8,00,203	81,603	-1,06,286
35,760	39,08,000	1,86,508	49,74,295	2,91,815	5,317	2,97,132	46,77,163	43,33,930	37,44,070

S. K. MEHTA,  
Assistant Accounts Officer.

## STATEMENT

Statement showing the Financial results of Irrigation

1	Number of works.	GENERAL FINANCIAL RESULTS TO END OF									
		Name of works.		Mileage in operation.		Estimated cost of construction (direct and indirect).	Date of completion of work.	Date when system first came into operation.	Total capital outlay (direct and indirect).	Accumulated arrears of interest.	Accumulated surplus revenues.
		2	3	4	5						
		A.—IRRIGATION WORKS, PRODUCTIVE.	Miles.	Miles.	Rs.	Date.	Date.	Rs.	Rs.	Rs.	
		1 Desert Canal ..	288·25	32·50	27,49,968	1891-92	1872-73	27,46,564	..	38,60,837	
		2 Unharwah ..	115·10	5·00	7,95,700	1890-91	1885-86	7,95,700	..	28,52,888	
		3 Begari Canal ..	189·80	52·00	24,77,798	1890-91	1855-56	24,77,798	..	96,33,508	
		4 Eastern Nara Works ..	684·00	..	86,16,551	1897-98	1854-55	85,70,931	..	29,74,971	
		5 Jamrao Canal ..	226·00	510·50	99,54,821	1901-02	1900-01	98,63,545	..	4,26,140	
		6 Sukkur do. ..	128·10	14·72	14,84,574	1885-86	1870-71	14,84,574	..	5,50,548	
		7 Ghar do. ..	164·95	145·96	6,78,303	1878-79	1856-57	6,78,303	..	2,51,03,563	
		8 Alibhar Kacheri Canal ..	58·50	..	1,07,169	1875-76	1873-74	1,07,169	..	2,38,772	
		9 Great Marak Canal ..	169·90	..	4,58,028	1881-82	1873-74	4,58,028	..	22,84,366	
		10 Sarfrazwah ..	115·22	..	1,24,680	1875-76	1873-74	1,24,680	..	4,52,850	
		11 Fuleli Canal ..	1,003·00	..	32,01,582	1892-93	1861-62	31,46,625	..	1,13,77,634	
		12 Hasanaliwah ..	89·77	..	3,09,579	1906-07	1903-04	3,08,461	..	1,21,529	
		13 Navlakhi ..	108·90	14·88	1,35,678	Not completed.		1,35,678	..	2,80,843	
		14 Kalri Canal ..	89·00	..	96,333	1921-22	1922-23	86,568	11,182	...	
		15 Pinyari do. ..	400·00	..	11,78,885	1921-22	1922-23	11,23,405	..	1,26,211	
		16 Indus Right Bank Canal ..	104·00	..	88,760	1921-22	1922-23	88,760	..	95,825	
		17 Indus Left Bank Canal ..	192·00	..	2,58,938	1921-22	1922-23	2,58,938	..	78,977	
		18 Sind Canal and branches ..	134·00	..	8,34,656	1921-22	1922-23	8,34,556	..	5,02,613	
		19 Rajib Chitti and Garang ..	23·00	..	2,86,164	1921-22	1922-23	2,81,607	..	1,93,449	
		20 Canals in Rohri ..	149·00	4·00	1,97,088	1921-22	1922-23	1,97,180	..	52,881	
		21 Western Nara and Pritchard. Phitta ..	468·00	9·00	20,82,928	1921-22	1923-24	20,82,928	..	7,39,623	
		22 Phitta ..	37·00	..	26,136	1921-22	1923-24	26,136	..	10,934	
		23 Marviwah ..	15·00	..	9,737	1921-22	1923-24	9,737	7,176	....	
		24 Gharo Mahomudo ..	225·40	..	1,09,785	1921-22	1923-24	1,09,785	..	1,46,537	
		25 Kart Shumali ..	165·50	..	15,793	1921-22	1923-24	15,793	..	82,399	
		26 Nasirwah ..	130·22	..	47,157	1921-22	1923-24	47,157	..	76,736	
		27 Indus Canal other canals, Fuleli Division.	138·72	..	1,15,783	1921-22	1923-24	1,15,367	..	38,443	

## II-C.

works in Sind for, and up to the end of, 1924-25.

1924-25. FINANCIAL RESULTS OF THE YEAR 1924-25.										
Total sum-at-charge (column 7 + column 8). 10	Gross receipts (direct and indirect). 11	Working expenses (direct and indirect). 12	Net Revenue. 13	Percentage on capital outlay, column 7. 14	Percentage on sum-at-charge, column 10. 15	Interest.* 16	Net profit. 17	Net loss. 18	Area irrigated. 19	Percentage of working expenses to receipts (column 11 to column 12). 20
Rs.	Rs.	Rs.	Rs.	Per cent.	Per cent.	Rs.	Rs.	Rs.	Acres.	Per cent.
27,46,564	5,47,572	2,45,735	3,01,837	10·99	10·99	89,054	2,12,783	..	234,891	44·88
7,95,700	2,33,826	93,029	1,40,797	17·69	17·69	25,816	1,14,981	..	91,669	39·79
24,77,798	7,43,002	3,97,497	3,45,505	13·94	13·94	80,352	2,65,153	..	262,672	53·49
85,70,931	5,62,539	4,37,688	1,24,851	1·45	1·45	3,11,250	..	1,86,399	228,422	77·80
98,63,545	8,65,849	6,04,233	2,61,616	2·65	2·65	3,41,397	..	79,781	216,683	69·79
14,84,574	2,27,832	1,05,800	1,22,032	8·22	8·22	48,698	73,334	..	86,759	46·43
6,78,303	9,23,590	2,26,284	6,97,306	102·80	102·80	23,802	6,73,504	..	265,939	24·50
1,07,169	14,693	6,044	8,649	8·07	8·07	5,465	3,184	..	14,499	41·14
4,58,028	1,19,734	64,804	54,930	11·99	11·99	20,583	34,347	..	73,418	54·12
1,24,680	44,207	25,709	18,498	14·83	14·83	3,942	14,556	..	29,519	58·15
31,46,625	8,52,950	2,76,722	5,76,228	18·31	18·31	1,24,142	4,52,086	..	433,637	32·44
3,08,461	42,537	30,224	12,313	3·99	3·99	9,792	2,521	..	20,084	71·07
1,35,678	1,51,994	47,548	1,04,446	76·98	76·98	5,189	99,257	..	51,730	31·28
97,750	53,042	50,355	2,687	3·10	2·75	3,048	..	361	17,048	94·96
11,23,405	2,32,461	1,98,442	34,019	3·03	3·03	45,182	..	11,163	95,481	85·36
88,760	57,817	22,052	35,765	40·29	40·29	4,017	31,748	..	30,564	38·14
2,58,938	81,348	66,509	14,839	5·73	5·73	9,528	5,311	..	40,119	81·76
8,34,556	3,10,181	1,05,995	2,04,186	24·46	24·46	30,068	1,74,118	..	78,435	34·17
2,81,607	96,229	24,145	72,084	25·60	25·60	9,745	62,339	..	22,115	25·09
1,97,180	1,58,238	1,38,420	19,818	10·05	10·05	8,024	11,794	..	56,436	87·47
20,82,928	9,29,605	4,24,788	5,04,817	24·24	24·24	69,669	4,35,148	..	278,857	45·69
26,136	12,866	4,784	8,082	30·92	30·92	876	7,206	..	7,414	37·18
16,913	16,634	22,057	-5,423	..	..	316	..	5,739	5,286	132·56
1,09,785	1,68,772	98,654	70,118	63·87	63·87	3,862	66,256	..	87,193	58·45
15,793	81,944	33,437	48,507	307·14	307·14	631	47,876	..	39,739	40·80
47,157	79,707	43,987	35,720	75·75	75·75	1,763	33,957	..	34,615	55·18
1,15,367	78,215	64,658	13,557	11·75	11·75	4,749	8,808	..	26,017	82·66

## STATEMENT

		GENERAL FINANCIAL RESULTS TO END OF							
1 Number of works.	2 Name of works.	3 Mileage in operation.		5 Estimated cost of construction (direct and indirect).	6a Date of completion of work.	6b Date when system first came into operation.	7 Total capital outlay (direct and indirect).	8 Accumulated arrears of interest.	9 Accumulated surplus revenues.
		3 Main canals and branches.	4 Distributaries						
	<b>A.—IRRIGATION WORKS—contd.</b>								
	<b>PRODUCTIVE—contd.</b>	Miles.	Miles.	Rs.	Date.	Date.	Rs.	Rs.	Rs.
28	Dambhro .. ..	65·14	..	51,818	1921-22	1923-24	51,818	..	29,862
29	Lloyd Barrage and Canals Construction.	..	..	18,35,47,543	Under construction.		1,76,47,695	8,65,612	..
30	Garkino Canals ..	..	..	1,29,642	Do.		1,22,057	10,516	..
	<b>Total, Productive ..</b>	<b>5,677·47</b>	<b>788·56</b>	<b>22,01,71,577</b>	<b>..</b>	<b>..</b>	<b>5,39,97,543</b>	<b>8,94,486</b>	<b>6,23,32,934</b>
	<b>UNPRODUCTIVE.</b>								
31	Mahiwah .. ..	215·00	87·00	14,57,602	1922-23	1901-02	14,57,497	16,42,596	..
32	Dad Canal .. ..	286·08	129·91	27,01,169	1906-07	1901-02	26,85,479	7,79,103	..
33	Nasrat Canal.. ..	216·18	69·12	18,66,759	1906-07	1903-04	18,66,759	4,70,768	..
34	Sattah do. .. ..	37·00	..	1,88,156	1909-10	1904-05	1,88,156	11,315	..
35	Baghar do. .. ..	159·00	..	7,80,847	1921-22	1922-23	5,04,764	..	64,370
36	Dadu do. .. ..	37·00	..	28,915	1921-22	1923-24	28,915	2,144	..
37	Sheharwah .. ..	..	..	8,79,525	Under construction.		28,555	8,357	..
38	Navlaksi (abandoned Project).	..	..	12,62,554	..	..	5,145	3,818	..
	<b>Total, Unproductive ..</b>	<b>950·26</b>	<b>286·03</b>	<b>91,65,527</b>	<b>..</b>	<b>..</b>	<b>67,65,270</b>	<b>29,18,101</b>	<b>64,370</b>
	<b>Grand Total ..</b>	<b>6,627·73</b>	<b>1,074·59</b>	<b>22,93,37,104</b>	<b>..</b>	<b>..</b>	<b>6,07,62,813</b>	<b>38,12,587</b>	<b>6,23,97,304</b>

\* Interest calculated at the following  
 On Capital outlay to end of  
 On Capital outlay from

## II-C—concl'd.

FINANCIAL RESULTS OF THE YEAR 1924-25.										
1924-25.										
Total sum-at-charge (column 7 + column 8).	Gross receipts (direct and indirect).	Working expenses (direct and indirect).	Net Revenue.	Percentage on capital out- lay, column 7.	Percentage on sum-at- charge, column 10.	Interest.*	Net profit.	Net loss.	Area irrigated.	Percentage of working ex- penses to receipts (column 11 to column 12).
10	11	12	13	14	15	16	17	18	19	20
Rs.	Rs.	Rs.	Rs.	Per cent.	Per cent.	Rs.	Rs.	Rs.	Acres.	Per cent.
51,818	39,932	17,360	22,572	43·56	43·56	1,742	20,830	..	16,339	43·47
1,85,13,307	..	..	..	..	..	6,38,055	..	6,38,055	..	..
1,32,573	..	..	..	..	..	6,388	..	6,388	..	..
5,48,92,029	77,27,316	38,76,960	38,50,356	7·13	7·01	19,27,145	19,23,211	..	2,845,630	50·17
31,00,093	70,725	3,41,173	<b>-2,70,448</b>	..	..	46,817	..	3,17,265	69,574	482·39
34,64,582	2,85,984	2,10,306	75,678	2·82	2·18	86,364	..	10,686	143,067	73·54
23,37,527	1,93,098	1,75,170	17,928	0·96	0·76	60,062	..	42,134	92,966	90·71
1,99,471	31,127	1,679	29,448	15·65	14·76	6,124	23,324	..	15,836	5·39
5,04,764	79,515	46,121	33,394	6·61	6·61	16,535	16,859	..	37,167	58·00
31,059	33,468	25,754	7,714	26·68	24·84	940	6,774	..	13,636	76·95
36,912	..	..	..	..	..	1,647	..	1,647	..	..
8,963	..	..	..	..	..	170	..	170	..	..
96,83,371	6,93,917	8,00,203	<b>-1,06,286</b>	..	..	2,18,659	..	3,24,945	372,246	115·32
6,45,75,400	84,21,233	46,77,163	37,44,070	6·16	5·80	21,45,804	15,98,266	..	3,217,876	55·54

rates:—

1916-17 at 3·3252 per cent.

1917-18 to date at the flat rate, viz., 5·85 per cent.

S. K. MEHTA,  
Assistant Accounts Officer.



## STATEMENT III-C.

*Demands and Realizations during the Year 1924-25 in Sind.*

Irrigation Works.	Balance of demands unrealized at commencement of Year.	Demands of Year.	Total.	Deduct—Remissions including Cash Refunds.	Net Total.	Deduct—Amount unrealized at close of Year.	Actual Total Receipts of Year.	Deduct—Share due to old Irrigation.	Total Revenue due to Improvements.
1	2	3	4	5	6	7	8	9	10
<i>Productive.</i>	Rs.	Rs.	Rs.	Rs.	Rs.	Rs.	Rs.	Rs.	Rs.
Desert Canal ..	264	5,47,169	5,47,433	1,044	5,46,389	-1,183	5,47,572	..	5,47,572
Unharwah ..	170	2,33,863	2,34,033	..	2,34,033	207	2,33,826	..	2,33,826
Begari Canal ..	6,702	7,78,773	7,85,475	612	7,84,863	8,248	7,76,615	33,613	7,43,002
Eastern Works ..	2,764	5,63,505	5,66,269	..	5,66,269	286	5,65,983	3,444	5,62,539
Jamrao Canal ..	2,024	8,65,391	8,67,415	102	8,67,313	1,464	8,65,849	..	8,65,849
Sukkur Canal ..	590	3,12,769	3,13,359	421	3,12,938	300	3,12,638	84,806	2,27,832
Ghar Canal ..	-11	10,58,254	10,58,243	10	10,58,233	-869	10,59,102	1,35,512	9,23,590
Alibhar Kacheri ..	-14	32,580	32,566	..	32,566	368	32,198	17,505	14,693
Great Marak ..	1,276	1,80,086	1,81,362	..	1,81,362	2,191	1,79,171	59,437	1,19,734
Sarfranzwah ..	5,737	63,121	68,858	..	68,858	5,845	63,013	18,806	44,207
Fuleli Canal ..	5,956	10,87,941	10,93,897	5	10,93,892	-3,607	10,97,499	2,44,549	8,52,950
Hasanaliwah ..	2,123	48,031	50,154	..	50,154	1,701	48,453	5,916	42,537
Naulakhi ..	1,418	1,52,435	1,53,853	..	1,53,853	1,859	1,51,994	..	1,51,994
Kalri Canal ..	2,164	52,571	54,735	..	54,735	1,693	53,042	..	53,042
Pinyari Canal ..	4,646	2,33,487	2,38,133	..	2,38,133	5,672	2,32,461	..	2,32,461
Indus Canals Right Bank ..	747	58,070	58,817	..	58,817	1,000	57,817	..	57,817
Indus Canals Left Bank ..	-4,321	81,203	76,882	380	76,502	-4,846	81,348	..	81,348
Sind Canal and Branches ..	1,145	3,10,088	3,11,233	..	3,11,233	1,052	3,10,181	..	3,10,181

## STATEMENT III-C—concl'd.

Irrigation Works.	Balance of demands unrealized at commencement of Year.	Demands of Year.	Total.	Deduct Remissions including Cash Refunds.	Net Total.	Deduct Amount unrealized at close of Year.	Actual Total Receipts of Year.	Deduct share due to old Irrigation.	Total Revenue due to Improvements.
1	2	3	4	5	6	7	8	9	10
<i>Productive—concl'd.</i>	Rs.	Rs.	Rs.	Rs.	Rs.	Rs.	Rs.	Rs.	Rs.
Rajib, Chitti and Garang ..	—30	96,377	96,347	..	96,347	118	96,229	..	96,229
Canals in Rohri ..	3,046	1,56,103	1,59,149	..	1,59,149	911	1,58,238	..	1,58,238
Western Nara and Pritchard ..	16,110	9,28,418	9,44,528	..	9,44,528	14,923	9,29,605	..	9,29,605
Phitta ..	1,326	12,792	14,118	..	14,118	1,252	12,866	..	12,866
Marwiah ..	290	16,345	16,635	..	16,635	1	16,634	..	16,634
Gharo Mahmudo ..	4,787	1,68,793	1,73,580	1	1,73,579	4,807	1,68,772	..	1,68,772
Kari Shumali ..	2,373	83,092	85,465	84	85,381	3,437	81,944	..	81,944
Nasirwah ..	6,070	79,495	85,565	..	85,565	5,858	79,707	..	79,707
Indus Canals (other canals) Fuleli Div.	10,188	78,349	88,537	..	88,537	10,322	78,215	..	78,215
Dambhro ..	56	40,436	40,492	..	40,492	560	39,932	..	39,932
<b>Total, Productive. ..</b>	<b>77,596</b>	<b>83,19,537</b>	<b>83,97,133</b>	<b>2,659</b>	<b>83,94,474</b>	<b>63,570</b>	<b>83,30,904</b>	<b>6,03,588</b>	<b>77,27,316</b>
<i>Unproductive.</i>									
Mahiwah ..	—576	1,82,010	1,81,434	315	1,81,119	—103	1,81,222	1,10,497	70,725
Dad Canal ..	6,378	3,71,191	3,77,569	1	3,77,568	7,676	3,69,892	83,908(a)	2,85,984
Nasrat Canal ..	2,805	2,65,043	2,68,848	..	2,68,848	2,896	2,65,952	72,854	1,93,098
Sattah Canal ..	38	47,291	47,329	..	47,329	57	47,272	16,145	31,127
Baghar ..	393	79,454	79,847	14	79,833	318	79,515	..	79,515
Dadu Canal ..	—1,564	33,520	31,956	..	31,956	—1,512	33,468	..	33,468
<b>Total, Unproductive ..</b>	<b>7,474</b>	<b>9,79,509</b>	<b>9,86,983</b>	<b>330</b>	<b>9,86,653</b>	<b>9,332</b>	<b>9,77,321</b>	<b>2,83,404</b>	<b>6,93,917</b>
<b>Grand Total ..</b>	<b>85,070</b>	<b>92,99,046</b>	<b>93,84,116</b>	<b>2,989</b>	<b>93,81,127</b>	<b>72,902</b>	<b>93,08,225</b>	<b>8,86,992</b>	<b>84,21,233</b>

(a) The amount of Rs. 5 on account of refunds of revenue is deducted from Gross Revenue Rs. 83,913 and net revenue shown here.

S. K. MEHTA.  
Assistant Accounts Officer.

## STATEMENT

Statement showing the Financial Results of Irrigation Works in Sind  
Principal Results of Operations for

Irrigation Works.	Capital outlay (direct and indirect) to end of year.	Revenue assessed						
		Direct Revenue.				Indirect Revenue—Land Revenue due to operation of Canal.		
		Occupier's rate.	Plan-tations.	Miscel-laneous.	Total.	Share of Land Revenue.	4 % on 9/10ths of proceeds from sale of occupancy rights in waste or other lands up to end of year 1920-21 and at 5.85 % for subsequent years.	Total.
1	2	3	4	5	6	7	8	9
PRODUCTIVE.	Rs.	Rs.	Rs.	Rs.	Rs.	Rs.	Rs.	Rs.
Desert Canal ..	27,46,564	96,432	95	4,583	1,01,110	4,43,702	2,357	4,46,059
Unharwah ..	7,95,700	210	40	1,745	1,995	2,28,620	3,247	2,31,867
Begari Canal ..	24,77,798	34,040	30	5,470	39,540	7,28,766	10,467	7,39,233
Eastern Nara Works ..	85,70,931	4,062	1,659	18,929	24,650	5,32,368	6,487	5,38,855
Jamrao Canal ..	98,63,545	1,934	3,856	93,150	98,940	6,87,863	78,588	7,66,451
Sukkur Canal ..	14,84,574	1,818	17	5,918	7,753	3,04,107	909	3,05,016
Ghar Canal ..	6,78,303	6,086	495	10,936	17,517	10,33,108	7,629	10,40,737
Alibhar Kacheri..	1,07,169	784	..	1,020	1,804	29,936	840	30,776
Great Marak ..	4,58,028	3,800	79	4,493	8,372	1,68,097	3,617	1,71,714
Sarfrazwah ..	1,24,680	1,686	45	1,540	3,271	58,441	1,409	59,850
Fuleli Canal ..	31,46,625	33,973	165	39,984	74,122	9,87,628	26,191	10,13,819
Hasanaliwah ..	3,08,461	201	..	611	812	46,267	952	47,219
Navlakhi ..	1,35,678	679	..	433	1,112	1,50,571	753	1,51,324
Kalri Canal ..	86,568	264	..	72	336	51,576	659	52,235
Pinyari Canal ..	11,23,405	1,406	267	3,920	5,593	2,22,422	5,472	2,27,894
Indus Canals Right Bank ..	88,760	325	..	524	849	54,896	2,325	57,221
Indus Canals Left Bank ..	2,58,938	8	30	2,931	2,969	75,711	2,523	78,234
Sind Canal and Branches ..	8,34,556	2,504	9	3,950	6,463	2,94,489	9,136	3,03,625
Rajib, Chitti and Garanj ..	2,81,607	1,009	..	203	1,212	93,147	2,018	95,165

## No. IV-C

for the year ended 1924-25 based on the Assessment of the year  
the year ended 31st March 1925

during the year.				Working expenses.			Net revenue of the year.		Percentage on Capital Outlay to end of year (Improvements only).
Deduct—Re-funds of Revenue	Grand Total.	Deduct—Share due to old Irrigation.	Total Revenue due to Improvements.	Total charges, Direct and Indirect.	Deduct—Old maintenance charges.	Total—Working expenses on improvements.	Total.	Due to Improvements.	
10	11	12	13	14	15	16	17	18	19
Rs.	Rs.	Rs.	Rs.	Rs.	Rs.	Rs.	Rs.	Rs.	Rs.
163	5,47,006	....	5,47,006	2,45,735	..	2,45,735	3,01,271	3,01,271	10·97
..	2,33,862	..	2,33,862	93,029	..	93,029	1,40,833	1,40,833	17·70
41	7,78,732	33,613	7,45,119	4,06,256	8,759	3,97,497	3,72,476	3,47,622	14·03
..	5,63,505	3,444	5,60,061	4,38,032	344	4,37,688	1,25,473	1,22,373	1·43
102	8,65,289	..	8,65,289	6,04,233	..	6,04,233	2,61,056	2,61,056	2·65
421	3,12,348	84,806	2,27,542	1,19,162	13,362	1,05,800	1,93,186	1,21,742	8·21
10	10,58,244	1,35,512	9,22,732	2,45,125	18,841	2,26,284	8,13,119	6,96,448	102·68
..	32,580	17,505	15,075	15,310	9,266	6,044	17,270	9,031	8·43
..	1,80,086	59,437	1,20,649	88,209	23,405	64,804	91,877	55,845	12·19
..	63,121	18,806	44,315	33,530	7,821	25,709	29,591	18,606	14·92
..	10,87,941	2,44,549	8,43,392	3,93,083	1,16,361	2,76,722	6,94,858	5,66,670	18·01
..	48,031	5,916	42,115	33,682	3,458	30,224	14,349	11,891	3·86
..	1,52,436	..	1,52,436	47,548	..	47,548	1,04,888	1,04,888	77·31
..	52,571	..	52,571	50,355	..	50,355	2,216	2,216	2·56
..	2,33,487	..	2,33,487	1,98,442	..	1,98,442	35,045	35,045	3·12
..	58,070	..	58,070	22,052	..	22,052	36,018	36,018	40·58
380	80,823	..	80,823	66,509	..	66,509	14,314	14,314	5·53
..	3,10,088	..	3,10,088	1,05,995	..	1,05,995	2,04,093	2,04,093	24·46
..	96,377	..	96,377	24,145	..	24,145	72,232	72,232	25·65

## STATEMENT

Irrigation Works.	Capital outlay (direct and indirect) to end of year.	Revenue assessed							
		Direct Revenue.				Indirect Revenue—Land Revenue due to operation of Canal.			
		Occupier's rate.	Plan-tations.	Miscel-laneous.	Total.	Share of Land Revenue.	4 % on 9/10ths of proceeds from sale of occupancy rights in waste or other lands up to end of year 1920-21 and at 5.85 % for subsequent years.	Total.	
		1	2	3	4	5		6	7
PRODUCTIVE— <i>cont d.</i>	Rs.	Rs.	Rs.	Rs.	Rs.	Rs.	Rs.	Rs.	Rs.
Canals in Rohri ..	1,97,180	1,736	14	2,473	4,223	1,47,183	4,697	1,51,880	
Western Nara and Pritchard ..	20,82,928	6,183	933	7,801	14,917	9,01,034	12,467	9,13,501	
Phitta .. ..	26,136	331	..	56	387	11,902	503	12,405	
Marviwah ..	9,737	....	..	6	6	15,449	890	16,339	
Gharo Maha-mudo.	1,09,785	5,522	24	1,827	7,373	1,58,648	2,773	1,61,421	
Kari Shumali ..	15,793	2,724	8	710	3,442	76,281	3,369	79,650	
Nasirwah ..	47,157	418	10	745	1,173	76,674	1,648	78,322	
Indus Canals (other Canals Fuleli Division).	1,15,367	1,188	..	1,093	2,281	74,842	1,226	76,068	
Dambhro ..	51,818	1,036	..	81	1,117	38,790	529	39,319	
Total, Productive.	3,62,27,791	2,10,359	7,776	2,15,204	4,33,339	76,92,518	1,93,681	78,86,199	
UNPRODUCTIVE.									
Mahiwah ..	14,57,497	1,091	11	2,377	3,479	1,74,080	4,451	1,78,531	
Dad canal ..	26,85,479	4,839	322	1,512	6,673	3,55,294	9,224	3,64,518	
Nasrat Canal ..	18,66,759	90	243	249	582	2,50,941	14,520	2,65,461	
Sattah Canal ..	1,88,156	32	..	119	151	46,088	1,052	47,140	
Baghar ..	5,04,764	1,129	82	2,462	3,673	74,028	1,753	75,781	
Dadu Canal ..	28,915	52	..	101	153	32,814	553	33,367	
Total, Unpro-ductive ..	67,31,570	7,233	658	6,820	14,711	9,33,245	31,553	9,64,798	
Grand Total ..	4,29,59,361	2,17,592	8,434	2,22,024	4,48,050	86,25,763	2,25,234	88,50,997	

(a) The amount of Rs. 5 on account of refunds of revenue is deducted

## No. IV-C—concl'd.

during the year.			Working expenses.				Net revenue of the year.		Percentage on Capital Outlay to end of year (Improvements only).
Deduct Re-funds of Revenue	Grand Total.	Deduct—Share due to old Irrigation.	Total Revenue due to Improvements.	Total charges, Direct and Indirect.	Deduct—Old maintenance charges.	Total—Working expenses on improvements.	Total.	Due to Improvements.	
10	11	12	13	14	15	16	17	18	19
Rs.	Rs.	Rs.	Rs.	Rs.	Rs.	Rs.	Rs.	Rs.	Rs.
..	1,56,103	..	1,56,103	1,38,420	..	1,38,420	17,683	17,683	8·97
..	9,28,418	..	9,28,418	4,24,788	..	4,24,788	5,03,630	5,03,630	24·18
..	12,792	..	12,792	4,784	..	4,784	8,008	8,008	30·64
..	16,345	..	16,345	22,057	..	22,057	—5,712	—5,712	..
1	1,68,793	..	1,68,793	98,654	..	98,654	70,139	70,139	63·89
..	83,092	..	83,092	33,437	..	33,437	49,655	49,655	314·41
..	79,495	..	79,495	43,987	..	43,987	35,508	35,508	75·93
..	78,349	..	78,349	64,658	..	64,658	13,691	13,691	11·87
..	40,436	..	40,436	17,360	..	17,360	23,076	23,076	44·53
1,118	83,18,420	6,03,588	77,14,832	40,78,577	2,01,617	38,76,960	42,39,843	38,37,872	10·59
315	1,81,695	1,10,497	71,198	3,62,453	21,280	3,41,173	—1,80,758	—2,69,975	..
1	3,71,190	(a)83,908	2,87,282	2,55,515	45,209	2,10,306	1,15,675	76,976	2·87
..	2,66,043	72,854	1,93,189	1,94,978	19,808	1,75,170	71,065	18,019	0·91
..	47,291	16,145	31,146	10,897	9,218	1,679	36,394	29,467	15·66
14	79,440	..	79,440	46,121	..	46,121	33,319	33,319	6·60
..	33,520	..	33,520	25,754	..	25,754	7,766	7,766	26·85
330	9,79,179	2,83,404	6,95,775	8,95,718	95,515	8,00,203	83,461	—1,04,428	..
1 448	92,97,599	8,86,992	84,10,607	49,74,295	2,97,132	46,77,163	43,23,304	37,33,444	8·69

from gross Revenue Rs. 83,913 and net revenue shown here.

S. K. MEHTA,  
Assistant Accounts Officer.

## General Abstract of Financial Results of

				PRO		
				Desert.	Unharwah.	Begari Canal.
<i>Capital Outlay.</i>				Rs.	Rs.	Rs.
During the year	{ Direct .. .. Indirect .. ..		8,294	3,865	2,086	
			256	119	102	
		Total ..	8,550	3,984	2,188	
To end of year	{ Direct .. .. Indirect .. ..		26,66,210	7,74,719	23,98,462	
			80,354	20,981	79,336	
		Total ..	27,46,564	7,95,700	24,77,798	
<i>Gross Revenue.</i>						
During the year	{ Direct .. .. Indirect .. ..		99,761	1,959	37,384	
			4,47,811	2,31,867	7,05,618	
		Total ..	5,47,572	2,33,826	7,43,002	
To end of year	{ Direct .. .. Indirect .. ..		27,58,494	35,094	16,06,232	
			95,00,594	55,53,289	1,94,57,641	
		Total ..	1,22,59,088	55,88,383	2,10,63,873	
<i>Working Expenses.</i>						
During the year	{ Direct .. .. Indirect .. ..		2,39,192	90,658	3,86,700	
			6,543	2,371	10,797	
		Total ..	2,45,735	93,029	3,97,497	
To end of year	{ Direct .. .. Indirect .. ..		49,76,592	18,10,754	76,44,079	
			1,25,042	38,515	2,02,091	
		Total ..	51,01,634	18,49,269	78,46,170	

*Irrigation Works in Sind for, and to end of, 1924-25.*

DUCTIVE.

Eastern Nara Works.	Jamrao Canal.	Sukkur Canal.	Ghar Canal.	Alibahar Kacheri Canal.	Great Marak.	Sarfranzwah.
Rs.	Rs.	Rs.	Rs.	Rs.	Rs.	Rs.
58,835	59,172	....	....	....	....	....
2,024	2,081	....	....	....	....	....
60,859	61,253	....	....	....	....	....
82,76,039	95,70,360	14,21,461	6,43,570	1,03,430	4,41,387	1,18,559
2,94,892	2,93,185	63,113	34,733	3,739	16,641	6,121
85,70,931	98,63,545	14,84,574	6,78,303	1,07,169	4,58,028	1,24,680
25,723	98,068	7,001	17,325	1,389	6,494	2,757
5,36,816	7,67,781	2,20,831	9,06,265	13,304	1,13,240	41,450
5,62,539	8,65,849	2,27,832	9,23,590	14,693	1,19,734	44,207
14,72,379	12,88,470	1,47,060	6,63,017	38,918	1,91,133	1,17,796
2,42,51,346	1,65,94,763	67,69,700	3,56,22,936	3,61,275	38,65,462	13,28,817
2,57,23,725	1,78,83,233	69,16,760	3,62,85,953	4,00,193	40,56,595	14,46,613
4,15,723	5,68,620	1,02,454	2,21,154	5,554	61,023	24,247
21,965	35,613	3,346	5,130	490	3,781	1,462
4,37,688	6,04,233	1,05,800	2,26,284	6,044	64,804	25,709
1,03,46,791	89,17,596	34,77,154	99,10,689	92,293	12,66,510	7,32,101
3,90,195	5,23,388	99,439	2,48,734	4,889	47,607	27,856
1,07,36,986	94,40,984	35,76,593	1,01,59,423	97,182	13,14,117	7,59,957



## General Abstract of Financial Results of

				PRO		
				Desert.	Unharwah.	Egari Canal.
				Rs.	Rs.	Rs.
<i>Net Revenue.</i>						
During the year	..	..	..	3,01,837	1,40,797	3,45,505
To end of the year	..	..	..	71,57,454	37,39,114	1,32,17,703
<i>Simple Interest.</i>						
During the year	..	..	..	89,054	25,816	80,352
To end of the year	..	..	..	32,96,617	8,86,226	35,84,195
<i>Net profit after paying Interest.</i>						
During the year	..	..	..	2,12,783	1,14,981	2,65,153
To end of the year	..	..	..	38,60,837	28,52,888	96,33,508

*Irrigation Works in Sind for, and to end of, 1924-25—contd.*

## DUCTIVE.

Eastern Nara Works.	Jamrao Canal.	Sukkur Canal.	Ghar Canal.	Alibahar Kacheri Canal.	Great Marak.	Sarfrazwah.
Rs.	Rs.	Rs.	Rs.	Rs.	Rs.	Rs.
1,24,851	2,61,616	1,22,032	6,97,306	8,649	54,930	18,498
1,49,86,739	84,42,249	33,40,167	2,61,26,530	3,03,011	27,42,478	6,86,656
3,11,250	3,41,397	48,698	23,802	5,465	20,583	3,942
1,20,11,768	80,16,109	27,89,619	10,22,967	64,239	4,58,112	2,33,806
-1,86,399	-79,781	73,334	6,73,504	3,184	34,347	14,556
29,74,971	4,26,140	5,50,548	2,51,03,563	2,38,772	22,84,366	4,52,850

## General Abstract of Financial Results of

				PRO		
				Fuleli Canal.	Hasanali Canal.	Navlakhi.
				Rs.	Rs.	Rs.
<i>Capital Outlay.</i>						
During the year	{ Direct .. .. Indirect .. ..		1,51,762	1,825	7	
			6,528	90	....	
		Total ..	1,58,290	1,915	7	
To end of year	{ Direct ... .. Indirect .. ..		30,28,575	2,93,423	1,31,640	
			1,18,050	15,038	4,038	
		Total ..	31,46,625	3,08,461	1,35,678	
<i>Gross Revenue.</i>						
During the year	{ Direct .. .. Indirect .. ..		77,209	681	839	
			7,75,741	41,856	1,51,155	
		Total ..	8,52,950	42,537	1,51,994	
To end of year	{ Direct .. .. Indirect .. ..		21,83,134	12,612	2,554	
			2,34,39,017	8,17,089	4,41,760	
		Total ..	2,56,22,151	8,29,701	4,44,314	
<i>Working Expenses.</i>						
During the year	{ Direct .. .. Indirect .. ..		2,61,007	28,557	45,338	
			15,715	1,667	2,210	
		Total ..	2,76,722	30,224	47,548	
To end of year	{ Direct .. .. Indirect .. ..		1,05,27,989	4,78,436	1,45,685	
			3,61,343	18,758	7,459	
		Total ..	1,08,89,332	4,97,194	1,53,144	

*Irrigation Works in Sind for, and to end of, 1924-25—contd.*

DUCTIVE.

Kalri Canal.	Pinyari.	Indus Canals Right Bank.	Indus Canals Left Bank.	Sind Canal and Branches.	Rajib, Chitti and Garang.	Canals in Rohri.
Rs.	Rs.	Rs.	Rs.	Rs.	Rs.	Rs.
9,093	2,08,196	....	....	1,288	5,119	11,895
565	6,418	....	....	40	157	367
9,658	2,14,614	....	....	1,328	5,276	12,262
84,491	10,91,706	86,927	2,52,978	8,24,141	2,77,373	1,93,671
2,077	31,699	1,833	5,960	10,415	4,234	3,509
86,568	11,23,405	88,760	2,58,938	8,34,556	2,81,607	1,97,180
261	4,332	613	3,114	6,333	1,064	3,965
52,781	2,28,129	57,204	78,234	3,03,848	95,165	1,54,273
53,042	2,32,461	57,817	81,348	3,10,181	96,229	1,58,238
2,089	14,585	2,421	6,977	16,664	3,278	12,532
1,43,534	7,57,449	2,00,161	2,96,618	8,72,431	2,88,682	4,73,605
1,45,623	7,72,034	2,02,582	3,03,595	8,89,095	2,91,960	4,86,137
48,940	1,91,262	21,491	64,660	1,03,361	23,591	1,34,552
1,415	7,180	561	1,849	2,634	554	3,868
50,355	1,98,442	22,052	66,509	1,05,995	24,145	1,38,420
1,44,024	5,30,983	92,408	1,90,808	2,89,841	68,820	3,98,984
4,599	17,191	2,531	5,466	7,462	1,608	11,769
1,48,623	5,48,174	94,939	1,96,274	2,97,303	70,428	4,10,753

## General Abstract of Financial Results of

	PRO		
	Fuleli Canal.	Hasanali Canal.	Navlakhi.
<i>Net Revenue.</i>	Rs.	Rs.	Rs.
During the year .. .. .	5,76,228	12,313	1,04,446
To end of the year .. .. .	1,47,32,819	3,32,507	2,91,170
<i>Simple Interest.</i>			
During the year .. .. .	1,24,142	9,792	5,189
To end of the year .. .. .	33,55,185	2,10,978	10,327
<i>Net profit after paying Interest.</i>			
During the year .. .. .	4,52,086	2,521	99,257
To end of the year .. .. .	1,13,77,634	1,21,529	2,80,843

*Irrigation Works in Sind for, and to end of, 1924-25—contd.*

DUCTIVE.

Kalri Canal.	Pinyari.	Indus Canals Right Bank.	Indus Canals Left Bank.	Sind Canal and Branches.	Rajib, Chitti and Garang.	Canals in Rohri.
Rs.	Rs.	Rs.	Rs.	Rs.	Rs.	Rs.
2,687	34,019	35,765	14,839	2,04,186	72,084	19,818
— 3,000	2,23,860	1,07,643	1,07,321	5,91,792	2,21,532	75,384
3,048	45,182	4,017	9,528	30,068	9,745	8,024
8,182	97,649	11,818	28,349	89,179	28,083	22,503
— 361	— 11,163	31,748	5,311	1,74,118	62,339	11,794
— 11,182	1,26,211	95,825	78,972	5,02,613	1,93,449	52,881

## General Abstract of Financial Results of

				Pro		
				Western Nara and Pritchard.	Phitta.	Marviwah.
				Rs.	Rs.	Rs.
<i>Capital Outlay.</i>						
During the year	Direct	..	..	....	....	....
		..	..	....	....	....
	Indirect	..	..	....	....	....
			Total	..	....	....
To end of year	Direct	..	..	20,30,970	25,570	9,507
		..	..	51,958	566	230
	Indirect	..	..	20,82,928	26,136	9,737
			Total	..		
<i>Gross Revenue.</i>						
During the year	Direct	..	..	13,185	74	6
		..	..	9,16,420	12,792	16,628
	Indirect	..	..	9,29,605	12,866	16,634
			Total	..		
To end of year	Direct	..	..	26,871	281	6
		..	..	16,84,393	22,516	29,823
	Indirect	..	..	17,11,264	22,797	29,829
			Total	..		
<i>Working Expenses.</i>						
During the year	Direct	..	..	4,13,716	4,663	21,426
		..	..	11,072	121	631
	Indirect	..	..	4,24,788	4,784	22,057
			Total	..		
To end of year	Direct	..	..	8,09,491	9,834	35,296
		..	..	22,947	278	1,077
	Indirect	..	..	8,32,438	10,112	36,373
			Total	..		

## Irrigation Works in Sind for, and to end of, 1924-25—contd.

DUCTIVE.

Gharo Mahmudo.	Kari Shumali.	Nasirwah.	Indus Canals (other Canals Fuleli Division).	Dambhro.	Lloyd Barrage.	Garkino Canal.
Rs.	Rs.	Rs.	Rs.	Rs.	Rs.	Rs.
....	....	....	782	....	1,16,18,637	18,025
....	....	....	37	....	4,09,740	556
....	....	....	819	....	1,20,28,377	18,581
1,06,040	15,191	45,640	1,11,928	50,514	1,70,03,445	1,18,205
3,745	602	1,517	3,439	1,304	6,44,250	3,852
1,09,785	15,793	47,157	1,15,367	51,818	1,76,47,695	1,22,057
8,081	2,231	861	2,163	613	....	....
1,60,691	79,713	78,846	76,052	39,319	....	....
1,68,772	81,944	79,707	78,215	39,932	....	....
14,919	5,001	2,583	3,216	896	....	....
3,20,748	1,48,411	1,49,301	1,47,528	70,676	....	....
3,35,667	1,53,412	1,51,884	1,50,744	71,572	....	....
93,555	31,786	41,728	61,207	16,499	....	....
5,099	1,651	2,259	3,451	861	....	....
98,654	33,437	43,987	64,658	17,360	....	....
1,72,138	66,035	67,978	97,412	36,235	....	....
9,290	3,724	3,660	5,479	1,995	....	....
1,81,428	69,759	71,638	1,02,891	38,230	....	....



## General Abstract of Financial Results of

	PRO		
	Western Nara and Pritchard.	Phitta.	Marviwah.
<i>Net Revenue.</i>	Rs.	Rs.	Rs.
During the year .. .. .	5,04,817	8,082	— 5,423
To end of the year .. .. .	8,78,826	12,685	— 6,544
<i>Simple Interest.</i>			
During the year .. .. .	69,669	876	316
To end of the year .. .. .	1,39,203	1,751	632
<i>Net profit after paying Interest.</i>			
During the year .. .. .	4,35,148	7,206	— 5,739
To end of the year .. .. .	7,39,623	10,934	— 7,176

## Irrigation Works in Sind for, and to end of, 1924-25—contd.

DUCTIVE.

Gharo Mahmudo.	Kari Shumali.	Nasirwah.	Indus Canals (other Canals Fuleli Division).	Dambhro.	Lloyd Barrage.	Garkino Canal.
Rs.	Rs.	Rs.	Rs.	Rs.	Rs.	Rs.
70,118	48,507	35,720	13,557	22,572	....	....
1,54,239	83,653	80,246	47,853	33,342	....	....
3,862	631	1,763	4,749	1,742	6,38,055	6,388
7,702	1,254	3,510	9,410	3,480	8,65,612	10,516
66,256	47,876	33,957	8,808	20,830	— 6,38,055	— 6,388
1,46,537	82,399	76,736	38,443	29,862	— 8,65,612	— 10,516

## General Abstract of Financial Results of

				PRODUCTIVE —concl.		
				Total Productive.	Mahiwah.	Dad Canal.
				Rs.	Rs.	Rs.
<i>Capital Outlay.</i>						
During the year	{	Direct	.. ..	1,21,58,881	3,678	4,627
		Indirect	.. ..	4,29,080	114	193
		Total	.. ..	1,25,87,961	3,792	4,820
To end of year	{	Direct	.. ..	5,21,96,132	13,98,177	25,90,664
		Indirect	.. ..	18,01,411	59,320	94,815
		Total	.. ..	5,39,97,543	14,57,497	26,85,479
<i>Gross Revenue.</i>						
During the year	{	Direct	.. ..	4,23,486	1,226	1,373
		Indirect	.. ..	73,03,830	69,499	2,84,611
		Total	.. ..	77,27,316	70,725	2,85,984
To end of year	{	Direct	.. ..	1,06,29,212	48,835	44,917
		Indirect	.. ..	15,36,09,565	12,52,205	38,14,407
		Total	.. ..	16,42,38,777	13,01,040	38,59,324
<i>Working Expenses.</i>						
During the year	{	Direct	.. ..	37,22,664	3,31,087	2,02,003
		Indirect	.. ..	1,54,296	10,086	8,303
		Total	.. ..	38,76,960	3,41,173	2,10,306
To end of year	{	Direct	.. ..	6,33,36,956	18,39,473	24,57,579
		Indirect	.. ..	21,94,392	40,718	87,250
		Total	.. ..	6,55,31,348	18,80,191	25,44,829

## Irrigation Works in Sind for, and to end of, 1924-25—contd.

## UN-PRODUCTIVE.

Nasrat Canal.	Sattah Canal.	Baghar.	Dadu Canal.	Seharwah.	Navalakhī (abandoned project).	Total Unproductive.
Rs.	Rs.	Rs.	Rs.	Rs.	Rs.	Rs.
— 83	4,181	2,23,895	....	— 240	....	2,36,058
— 4	94	6,901	....	— 7	....	7,291
— 87	4,275	2,30,796	....	— 247	....	2,43,349
18,08,482	1,81,886	4,91,580	28,249	28,029	5,112	65,32,179
53,277	6,270	13,184	666	526	33	2,33,091
18,66,759	1,88,156	5,04,764	28,915	28,555	5,145	67,65,270
— 136	73	3,734	101	....	....	6,371
1,93,234	31,054	75,781	33,367	....	....	6,87,546
1,93,098	31,127	79,515	33,468	....	....	6,93,917
15,894	1,688	10,326	374	....	....	1,22,034
34,74,110	3,11,640	2,26,078	65,789	....	....	91,44,229
34,90,004	3,13,328	2,36,404	66,163	....	....	92,66,263
1,68,573	1,726	44,877	25,042	....	....	7,73,308
6,597	— 47	1,244	712	....	....	26,895
1,75,170	1,679	46,121	25,754	....	....	8,00,203
24,73,859	2,00,244	1,34,822	64,444	....	....	71,70,421
84,603	3,125	3,997	1,983	....	....	2,21,676
25,58,462	2,03,369	1,38,819	66,427	....	....	73,92,097

## General Abstract of Financial Results of

	PRODUCTIVE —concl.		
	Total Productive.	Mahiwah.	Dad Canal.
<i>Net Revenue.</i>			
	Rs.	Rs.	Rs.
During the year .. .. .	38,50,356	— 2,70,448	75,678
To end of the year .. .. .	9,87,07,429	— 5,79,151	13,14,495
<i>Simple Interest.</i>			
During the year .. .. .	19,27,145	46,817	86,364
To end of the year .. .. .	3,72,68,981	10,63,445	20,93,598
<i>Net profit after paying Interest.</i>			
During the year .. .. .	19,23,211	— 3,17,265	— 10,686
To end of the year .. .. .	6,14,38,448	— 16,42,596	— 7,79,103

*Irrigation Works in Sind for, and to end of, 1924-25—concl'd.*

## UN-PRODUCTIVE.

Nasrat Canal.	Sattah Canal.	Baghar.	Dadu Canal.	Seharwah.	Navalakhi (abandoned project).	Total Unproductive.
Rs.	Rs.	Rs.	Rs.	Rs.	Rs.	Rs.
17,928	29,448	33,394	7,714	....	....	— 1,06,286
9,31,542	1,09,959	97,585	— 264	....	....	18,74,166
60,062	6,124	16,535	940	1,647	170	2,18,659
14,02,310	1,21,274	33,215	1,880	8,357	3,818	47,27,897
— 42,134	23,324	16,859	6,774	— 1,647	— 170	— 3,24,945
— 4,70,768	— 11,315	64,370	— 2,144	— 8,357	— 3,818	— 28,53,731

GENERAL ABSTRACT OF FINANCIAL RESULTS OF IRRIGATION  
WORKS IN SIND FOR, AND TO END OF, 1924-25.

*Expenditure on and receipts from Agricultural Works for which  
neither Capital nor Revenue Accounts are kept.*

	Expendi- ture.	Receipts.		Expendi- ture.	Receipts.
<i>Begari Canals Division.</i>	Rs.	Rs.	<i>Ghar Canals Division —contd.</i>	Rs.	Rs.
Sand coring, Gouspur loop—Works ..	5,020	..	Raising and strengthening the Saidabad Jhalli bunds miles 12/5 to 18/4—Works.	17,208	..
Raising and strengthening Gouspur loop at head, portion from miles 0 to 4½	14,049	..	Raising and strengthening the portion of the river bunds between the Saidabad Jhalli bund and the Ghar Canal Right Bank bund—Works ..	1,028	..
Sand coring, Begari bank, head regulator ..	2,987	..	Providing sand trench in certain portions of Saidabad Jhalli bund—Works.	500	..
Sand coring, new emergency loop ..	4,720	..	Excavating channel for early wetting of Saidabad Jhalli bund—miles 8 to 11—Works ..	398	..
Constructing Dam Duma culverts along Gouspur loop and Hilayat loop ..	1,393	..	Maintenance and repairs to Ghar bund—Repairs ..	16,803	..
Kashmore bund—Repairs ..	1,16,834	..	Sukkur Canal—Repairs ..	4,021	..
Special repairs to 1st class Bunglow at Badan ..	593	..	Ghar Canal—Repairs ..	4,135	..
Special repairs to 1st class Bunglow at Tori ..	25	..	Establishment ..	12,883	..
Constructing an emergency loop behind 1896 loop ..	66,335	..	Tools and plant ..	630	..
Special repairs to 1st class Bunglows ..	193	..	Share of collection charges .	22,188	..
Cutting jungle along base lines A. B. C. D. T. V. and portion of S. ..	2	..	Direct receipts ..	..	108
Special repairs to baulk shed at head of Mirawah.	32	..	Irrigation share of consolidated revenue ..	..	2,22,850
Special repairs to 1st class Bunglow at Jhoraghat ..	23	..	4 per cent. on 9/10ths proceeds from sale of occupancy rights in lands up to end of 1920-21 and at 5.69 per cent. on subsequent receipts ..	..	36
Special repairs to 1st class Bunglow at Chandori ..	22	..			
Special repairs to clerks' quarters at Tori ..	75	..	Total, Ghar Canals Division ..	1,01,300	2,22,994
Begari Canals—Repairs ..	5,383	..			
Establishment ..	41,168	..	<i>Shikarpur Canals Division.</i>		
Tools and plant ..	2,329	..	Constructing bench marks on walls in the Mirpur Sub-Division—Works ..	72	..
Share of collection charges .	4,266	..	Fixing permanent bench marks near walls to Shadhuja, Wadhai, Shapur and Muharakpur—Works ..	31	..
Direct receipts ..	..	2,751	Constructing a partition wall between Kana Momin and wetting channel of New Arain loop Colonel Fife's channel—Works..	337	..
Irrigation share of consolidated revenue ..	..	48,694			
4 per cent. on 9/10ths proceeds from sale of occupancy rights in lands up to and end of 1920-21 and at 5.69 per cent. on subsequent receipts ..	..	401			
Total, Begari Canals Division ..	2,65,449	51,846			
<i>Ghar Canals Division.</i>					
Raising and strengthening portion of the right bank, Ghar Canal, forming part of the river embankment system—Works ..	21,506	..			

## Expenditure on and receipts from Agricultural Works, etc.—contd.

	Expendi-	Receipts.		Expendi-	Receipts.
	ture.			ture.	
	Rs.	Rs.		Rs.	Rs.
<i>Shikarpur Canals Division</i> —contd.			<i>Western Nara Division.</i>		
Fixing enamelled gauges to Railway bridges for mea- suring Ghotki floods between Rohri and Reti —Works .. ..	—4	..	Planting trees along bunds —Works .. ..	966	..
Fixing additional and new gauges on Ghotki flood bridges between Rohri and Reti—Works ..	237	..	Additions and alterations to Daroga's landhi on the Gap bunds of West- ern Nara bund—Works..	884	..
Repairs to bunds in Shikar- pur Canals Division— Repairs .. ..	50,110	..	Providing country cots in P. W. Inspection Bung- low along bunds—Works.	14	..
Repairs to Garkino Canal —Repairs .. ..	30	..	Additions and alterations to certain sluice in West- ern Nara bunds—Works.	1,653	..
Clearing base lines from Bahawalpur State bound- ary survey—Repairs ..	319	..	Repairing and raising the flank bund (Western Nara bund)—Works ..	1,593	..
Compensation for land taken up for extension of Morewah—Repairs ..	519	..	Raising and strengthening the Western Nara bund— Works .. ..	13,850	..
Maintenance of Indus River Commission Steam and Motor launches— Repairs .. ..	24,622	..	Sand coring Abad and loop bunds—Works .. ..	7,646	..
Maintenance of Indus river gauges—Repairs ..	718	..	Sand coring flank bund No. 2—Works .. ..	2,326	..
Repairs to Sub-Divisional Office (I. R. G. D.), Sukkur .. ..	91	..	Land compensation for raising and strengthen- ing Abad bund—Works.	2,394	..
Recording floods at Ghotki through Railway openings between Rohri and Reti—Repairs ..	301	..	Maintenance and repairs to Nara bunds—Repairs.	1,17,058	..
Annual repairs to I.R.C. Office Godown and Workshop .. ..	300	..	Additions and alterations to Gilispie head regulator in connection with Abad loop bund—Repairs ..	3,300	..
Special repairs to Indus Commission Office at Kotri .. ..	473	..	Constructing new loop to Abad bund—Repairs ..	44,350	..
Mahiwah—Works .. ..	88	..	Constructing loop bund behind the Gap bund at the head of Abad bund— Repairs .. ..	99,920	..
Mahiwah—Repairs .. ..	10,087	..	Maintenance and repairs to Manjhand bund—Re- pairs .. ..	614	..
Establishment .. ..	17,099	..	Maintenance and repairs to Whahurwah Canal— Repairs .. ..	15,009	..
Tools and plant .. ..	881	..	Maintenance and repairs to Canals north of Kotri— Repairs .. ..	29,650	..
Share of collection charges	11,224	..	Maintenance and repairs to Aral Canal—Repairs ..	451	..
Direct receipts .. ..	..	3,654	Maintenance and repairs to New feeder—Repairs ..	650	..
Irrigation share of con- solidated revenue .. ..	..	1,47,887	Establishment .. ..	66,360	..
4 per cent. on 9/10ths proceeds from sale of occupancy rights in land up to end of 1920-21 and at 5.69 per cent. on subsequent receipts ..	..	1,763	Tools and plant .. ..	3,761	..
			Share of collection charges	2,327	..
Total, Shikarpur Canals Division ..	1,17,535	1,53,304	Direct receipts .. ..	..	1,239



## Expenditure on and receipts from Agricultural Works, etc.—contd.

	Expenditure.	Receipts.		Expenditure.	Receipts.
	Rs.	Rs.		Rs.	Rs.
<i>Western Nara Division</i> —concl'd.			<i>Karachi Canals Division</i> —contd.		
Irrigation share of consolidated revenue ..	..	61,416	Widening and providing new berms along Kotalwari loop M. S. bund—Works ..	1,089	..
4 per cent. on 9/10ths of proceeds from sale of occupancy rights in land taken up to end of 1920-21 and at 5.69 per cent. on subsequent receipts ..	..	621	Raising and strengthening Mulchand Shahabunder bund—Works ..	10,002	..
Total, Western Nara Division ..	4,14,776	63,276	Raising Belo loop—Works ..	39	..
			Raising of Sonda Kerari loop to the Sonda Hilaya bund—Works ..	1,101	..
<i>Karachi Canals Division.</i>			Pitching with tar brush wood the front slope of Belo loop—Works ..	2,030	..
Raising and strengthening miles 14/5 to 17/7 of B. U. bund—Works ..	15,008	..	Raising and strengthening of Kokawari bund—Works ..	5,985	..
Raising and strengthening M. S. bund miles 0 to 18/3 Mulchand to Rajwah—Works ..	10,922	..	Constructing sluice in Belo Cartio Bhupinul—Works ..	1,500	..
Raising and strengthening miles 20/1 to 29/1 Rajwah Gangri miles 42 to 46—Works ..	10,189	..	Special repairs to Bhagar Uchito bund—Works ..	7,999	..
Raising old front Munarki bund miles 48/7 to 52/2—Works ..	5,874	..	Constructing new Muhari along bund Left Banks—Works ..	8,505	..
Constructing new outhouses to 1st Class Inspection Bungalow at Suttah Head—Works ..	947	..	Special repairs Mulchand Shahabunder bund—Works ..	9,999	..
Constructing new Muharis along bunds Right and Left Bank—Works ..	2,968	..	Constructing new rear breach to M. S. bund—Works ..	9,997	..
Constructing sluice in mile 21/3 to 41/4 of M. S. bund—Works ..	176	..	Constructing a bund in the Kanghar Dhond tail Sonda Hilaya bund—Works ..	651	..
Baulkshed Store-room at Belo Mulchand Shahabunder bund—Works ..	1,905	..	Constructing sluice in Bhagar Uchito bund—Works ..	5,900	..
Converting clerks' office to 1st Class Inspection Bungalow at Sanwalpur—Bhagar Uchito bund—Works ..	5,566	..	Constructing sluice Mulchand Shahabunder bund—Works ..	4,903	..
Raising Puch Bhagar bund—Works ..	4	..	Excavating channel from River to bund to ensure early wetting of the Mulchand Shahabunder bund—Works ..	1,500	..
Raising and strengthening Sonda Hilaya bund—Works ..	2,709	..	Constructing new loop behind Thiamani Gulel loop B. U. bund—Repairs ..	19,925	..
Widening and providing new berms along M. S. bund—Works ..	2,222	..	Bunds Right Bank—Repairs ..	36,649	..
			Constructing Sonda Karia loop—Repairs ..	96	..
			Manglic round M. S. bund—Repairs ..	5,999	..

## Expenditure on and receipts from Agricultural Works, etc.—contd.

	Expendi- ture.	Receipts.		Expendi- ture.	Receipts.
	Rs.	Rs.		Rs.	Rs.
<i>Karachi Canals Division</i> —concl'd.			<i>Nasrat Canals Division.</i>		
Jungle cutting and pegging in connection with the proposed Sonda Taki loop—Repairs ..	31	..	Constructing a Karia and Sluice Dad bunder for the Irrigation of Dalipet point—Works ..	250	..
Jungle cutting, ranging, etc., in connection with the proposed loop behind B. U. bund—Repairs ..	38	..	Constructing forest sluice and dam across old Nau- lakhi—Works ..	1,106	..
Constructing Sonda Ta- raki loop behind Sonda Hilaya bund— Repairs ..	47,925	..	Levelling the proposed Left Bank bund—Works ..	236	..
Constructing manglic be- hind Bhagar Uchito bund—Repairs ..	53	..	Maintenance and Repairs to Mehrab—Repairs ..	15,852	..
Manglic round the breach Bhagar Baphi Belo Gorko—Repairs ..	993	..	Special repairs to Public Works Department Inspection Bungalow at Mehrabpur—Repairs ..	158	..
Bund Left Banks—Repairs	84,187	..	Special repairs to Public Works Department Inspection Bungalow at Kandiar Road— Repairs ..	27	..
Constructing new loop to Kokawa bund—Repairs ..	26,346	..	Special repairs to Public Works Department Chaw- ki at Kotri—Repairs ..	50	..
Constructing new retired Belo loop—Repairs ..	433	..	Maintenance and repairs to other canals—Repairs ..	4,674	..
Constructing Thaimani Abad loop—Repairs ..	77,101	..	Maintenance and repairs to bunds—Repairs ..	4,970	..
Suttah Canal—Works ..	1,994	..	Special repairs to 1st Class Bungalow at Nikarao bund —Repairs ..	32	..
Suttah Canal—Repairs ..	4,267	..	Dad Canal—Works ..	4,608	..
Establishment ..	84,856	..	Dad Canal—Repairs ..	23,211	..
Tools and plant ..	4,719	..	Nasrat Canal—Works ..	196	..
Share of collection charges ..	4,089	..	Nasrat Canal—Repairs ..	10,709	..
Direct receipts ..	..	960	Establishment ..	20,299	..
Irrigation share of consoli- dated revenue ..	..	41,836	Tools and Plant ..	558	..
4 per cent. on 9/10ths pro- ceeds from sale of occu- pancy rights in lands up to end of 1920-21 and at 5.69 per cent. on subsequent receipts ..	..	607	Share of collection charges ..	15,027	..
Total, Karachi Canals Division ..	5,29,391	43,403	Direct Receipts ..	..	3,665
<i>Karachi Buildings Division.</i>			Irrigation share of conso- lidated revenue ..	..	1,84,075
Making Survey on the In- dus River—Works ..	7,938	..	4 per cent. on 9/10ths proceeds from sale of occupancy rights in land up to end of 1920-21 and at 5.69 per cent. on subsequent re- ceipts ..	..	2,155
Establishment ..	1,538	..			
Tools and Plant ..	87	..			
Direct Receipts ..	..	10			
Total, Karachi Buildings Division ..	9,563	10	Total, Nasrat Canals Division ..	1,01,963	1,89,895

*Expenditure on and receipts from Agricultural Works, etc.—concl'd.*

	Expendi- ture.	Receipts.		Expendi- ture.	Receipts.
	Rs.	Rs.		Rs.	Rs.
<i>Hyderabad Canals Division.</i>			<i>Fuleli Canals Division</i> —contd.		
Raising the Ren bund— Works ..	972	..	Constructing sluice over Budhkawah in mile 17/1 of Hajipur bund—Works	1,184	..
Raising the Ren bund— Repairs ..	1,988	..	Constructing sluice over Numirki Kasi in mile 18 of H. bund—Works ..	1,080	..
Maintenance and repairs to Renwah—Repairs ..	923	..	Constructing a new dry stone pitching along Hajipur bund—Works ..	8,400	..
Maintenance and repairs to other canals—Repairs ..	2,244	..	Constructing new Jack work along Hajipur bund—Works ..	5,400	..
Alibahar Kacheri—Repairs ..	5,988	..	Repairs to River bund— Repairs ..	72,745	..
Marak, Great—Repairs ..	13,987	..	Fuleli canals—Repairs ..	74,842	..
Sarfrazawah—Repairs ..	4,557	..	Hassanaliwah—Works ..	817	..
Establishment ..	7,601	..	Hassanaliwah—Repairs ..	1,583	..
Tools and plant ..	75	..	Establishment ..	52,192	..
Share of collection charges ..	9,882	..	Tools and plant ..	1,379	..
Direct receipts ..	..	1,871	Share of collection charges ..	24,872	..
Irrigation share of consoli- dated revenue ..	..	1,00,837	Direct receipts ..	..	1,069
4 per cent. on 9/10ths pro- ceeds from sale of occu- pancy rights in land up to end of 1920-21 and at 5·69 per cent on subse- quent receipts ..	..	188	Irrigation share of con- solidated revenue ..	..	2,50,250
			4 per cent. on 9/10ths pro- ceeds from sale of occu- pancy rights in land upto end of 1920-21 and at 5·69 per cent. on subse- quent receipts ..	..	22
Total, Hyderabad Canals Division ..	48,217	1,02,896	Total, Fuleli Canals Division ..	2,67,960	2,51,341
<i>Fuleli Canals Division.</i>			<i>Eastern Nara Division.</i>		
Additions and alterations to the sluice in mile 10/4 of Hajipur bund—Works ..	77	..	Share of collection charges ..	344	..
Constructing sluice over Bajirwah 16/4 Hajipur bund—Works ..	1,348	..	Irrigation share of consol- idated revenue ..	..	3,444
Raising and strengthening Hajipur bund—Works ..	4,947	..	Total, Eastern Nara Division ..	344	3,444
Constructing dry stone pitching on the front slope of the Hajipur bund—Works ..	3,715	..			
Constructing dry stone pitching to Budhka bund—Works ..	7,984	..	Grand Total ..	18,56,498	10,82,409
Constructing sluice through the Chandan Embank- ment—Works ..	2,772	..			
Raising and strengthening Gillian bund—Works ..	1,570	..			
Raising and strengthening 1st mile loop Ex-Hajipur bund—Works ..	1,053	..			

*Expenditure on and receipts from "15, Other Revenue Expenditure—  
Financed from Ordinary Revenues—  
(3) Miscellaneous Expenditure."*

	Expenditure.	Receipts.
	Rs.	Rs.
<i>Begari Canals Division.</i>		
Making surveys for extending the Neh Rajwah other charges .. .. .	44	..
Establishment .. .. .	8	..
Total, Begari Canals Division ..	52	<i>Nil.</i>
Grand Total ..	52	<i>Nil.</i>

**S. K. MEHTA,**  
Assistant Accounts Officer.

## STATEMENT

## Statement of Area irrigated by Irrigation Works in

Name of Canal.		AREA IRRIGATED IN ACRES.		
		Kharif.	Rabi.	Total.
1		2	3	4
		Acres.	Acres.	Acres
55. Construction of Irrigation, Navigation, Embankment and Drainage Works— Capital Expenditure not Charged to Revenue.				<i>Indus Right</i>
A. IRRIGATION WORKS.				
(1) Productive.				
Begari Canals Division	Desert Canal .. .. .	137,000	117,648	254,648
	Unharwah .. .. .	52,750	45,430	98,180
	Begari Canal .. .. .	200,274	118,486	318,760
Ghar Canals Division	Ghar Canal .. .. .	231,779	149,276	381,055
	Sukkur Canal .. .. .	67,631	52,418	120,049
	Canals in Rohri .. .. .	44,871	13,376	58,247
Shikarpur Canals Division	Sind Canal .. .. .	57,308	34,443	91,751
	Rajib Canal .. .. .	5,689	5,427	11,116
	Chitti Canal .. .. .	3,818	5,392	9,210
	Garang Canal .. .. .	2,941	4,256	7,237
Western Nara Division	Western Nara including Pritchard .. .. .	213,759	157,511	371,270
	Marwiah .. .. .	4,003	2,334	6,337
	Phitta Canal .. .. .	2,776	5,556	8,332
Karachi Canals Division	Kalri Canal .. .. .	14,557	4,181	18,738
	Indus Canals Right Bank .. .. .	28,565	7,073	35,638
	Pinyari .. .. .	80,147	18,477	98,624
	Indus Canals Left Bank .. .. .	36,803	7,908	44,711
(2) Unproductive.				
Shikarpur Canals Division	Mahiwah .. .. .	49,416	22,793	72,209
Karachi Canals Division	Sattah .. .. .	15,465	616	16,081
	Baghar .. .. .	30,350	15,544	45,894
Western Nara Division	Dadu Canals .. .. .	8,819	6,355	15,174
(1) Productive.				<i>Indus Left</i>
Jamrao Canal Division	Jamrao Canal .. .. .	187,487	30,495	217,982
	Mithrao Canal .. .. .	101,676	5,903	107,579
Eastern Nara Division	Thar Canal .. .. .	39,631	4,334	43,965
	Hiral Canal .. .. .	11,673	535	12,208
	Khipro Canal .. .. .	4,778	143	4,921
Hyderabad Canals Division	Alibahar Kacheri .. .. .	13,633	1,114	14,747
	Great Marak .. .. .	67,260	6,984	74,244
	Sarfraz .. .. .	25,680	3,715	29,695
	Gharo Mahmudo .. .. .	70,780	17,743	88,523
	Kari Shumali .. .. .	37,200	2,748	39,948
	Nasirwah .. .. .	30,540	4,468	35,008
Fuleli Canals Division	Fuleli Canal .. .. .	332,563	100,971	433,534
	Hasanali Canal .. .. .	18,368	1,921	20,289
Nasrat Canals Division	Naulakhi .. .. .	46,905	7,511	54,416
	Dambhro .. .. .	12,602	4,874	17,476
(2) Unproductive.				
Nasrat Canals Division	Dad Canal (including Ren Distributary) .. .. .	113,255	46,458	159,713
	Nasrat Canals .. .. .	89,077	4,110	93,187
XV.—Other Revenue expenditure financed from ordinary Revenue.				
A. Irrigation works.				
(2) Works for which neither capital nor Revenue accounts are kept.				
Nasrat Canals Division	Mehrabwah .. .. .	7,378	180	7,558

I-E.

Sind during the year 1924-25.

NET AREA IRRIGATED AFTER DEDUCTING AREA IN WHICH REMISSIONS WERE GRANTED.			No. OF DAYS THE CANAL WAS IN FLOW.		AVERAGE DISCHARGE IN CUBIC FEET PER SECOND.				AREA IRRIGATED PER CUBIC FOOT PER SECOND.				Depth of water used on area irriga- ted.	
Kharif	Rabi.	Total.			At head.		Utilized.		At head.		Utilized.		Kharif.	Rabi.
			Kharif.	Rabi.	Kharif.	Rabi.	Kharif.	Rabi.	Kharif.	Rabi.	Kharif.	Rabi.		
5	6	7	8	9	10	11	12	13	14	15	16	17	18	19
Acres.	Acres.	Acres.	Days.		C. ft.		C. ft.		Acres.		Acres.		Feet	
<i>Bank Circle.</i>														
134,945	113,323	248,268	167		3,439		3,439		74		74		4.51	
52,172	43,028	95,200	157		1,680		1,680		58		58		5.41	
197,929	116,180	314,109	192		4,783		4,783		67		67		5.71	
229,012	147,051	376,073	147		6,298		5,961		60		64		4.74	
67,361	51,141	118,502	106/112		2,076/271		2,076/271		32/193		32/193		6.6/1.2	
41,988	12,154	54,142	104		2,023		2,023		29		29		7.17	
56,647	29,871	86,518	122		2,400		2,400		38		38		6.42	
5,603	4,891	10,494	110		245		245		45		45		4.88	
3,623	5,232	8,855	99		237		237		39		39		5.08	
2,830	4,126	6,956	94		152		152		48		48		3.91	
185,432	56,035	241,527	200		4,092		4,092		91		91		4.90	
3,977	1,108	5,085	103		190		190		33		33		6.24	
1,233	3,405	4,638	101		Discharges incomplete.									
14,341	4,170	18,511	122		770		770		24		24		10.17	
21,853	5,995	27,858			Discharges incomplete.									
60,590	14,760	75,750	185		2,692		2,692		37		37		10.00	
25,120	3,785	28,905	..		Discharges incomplete.									
47,443	17,692	65,135	111		2,257		2,257		32		32		6.93	
15,147	603	15,750	179		908		908		18		18		19.88	
27,286	13,634	40,920	295		7,821		7,821		6		6		98.33	
8,664	4,063	12,727	124		447		447		34		34		7.29	
<i>Bank Circle.</i>														
184,081	26,667	210,748	183/134		2,122/803		2,122/803		88/38		88/38		4.16/7.05	
99,175	5,861	105,036	168/99		1,593/365		1,596/365		64/16		64/16		5.21/12.37	
35,527	3,929	39,456	202		659		659		60		60		6.73	
10,771	532	11,303	202		126		126		93		93		4.34	
4,684	143	4,827	135		103		103		46		46		5.87	
13,611	996	14,607	124		291		291		50		50		4.96	
67,225	6,711	73,936	153		1,079		1,079		69		69		4.43	
25,963	3,700	29,663	133		582		582		51		51		5.22	
70,431	17,055	87,486	110		824		824		106		106		2.07	
37,105	2,638	39,743	137		833		833		48		48		5.71	
30,525	4,426	34,951	121		953		953		37		37		6.54	
328,637	98,680	427,317	164/182		8,086/1,726		7,993/1,586		41/58		42/64		8/6.3	
16,201	1,801	18,002	126		712		712		28		28		9.0	
46,775	7,484	54,259	120		1,804		1,804		30		30		8.0	
11,655	3,593	15,248	97		307		307		57		57		3.4	
109,511	37,889	147,400	118		2,545		2,545		63		63		3.7	
84,595	3,622	88,217	117		1,239		1,239		75		75		3.1	
6,963	162	7,125	100		157		157		48		48		4.2	

## STATEMENT

Statement showing Incidence of Working Expenses on assessed

Name of Canal.	Average discharge of the year at canal head in cubic ft. per second.	Water-rate assessed during 1924-25.					
		Occupiers.	Owners.	Total Direct.	Indirect.	Total Direct and Indirect.	
1	2	3	4	5	6	7	
55. Construction of Irrigation, Navigation, Embankment and Drainage Works not charged to Revenue.	C. ft.	Rs.	Rs.	Rs.	Rs.	Rs.	
A.—IRRIGATION WORKS.							
1. Productive.							
Begari Canals	Desert Canal.	3,439	96,432	..	96,432	4,46,059	5,42,491
Division.	Unharwah ..	1,680	210	..	210	2,31,867	2,32,077
	Begari Canal..	4,783	34,040	..	34,040	7,39,233	7,73,273
Ghar Canals	Ghar Canal ..	6,298	6,086	..	6,086	10,40,737	10,46,823
Division.	Sukkur Canal.	2,347	1,818	..	1,818	3,05,016	3,06,834
Shikarpur Canals	Canals in Rohri.	2,023	1,736	..	1,736	1,51,880	1,53,616
	Sind Canal ..	2,400	2,504	..	2,504	3,03,625	3,06,129
	Rajib ..	245	1,009	..	1,009	95,165	96,174
	Chiti ..	237					
	Garang ..	152					
Karachi Canals	Kalri ..	770	264	..	264	52,235	52,499
	Indus Canals R. B.	Discharges incomplete.	325	..	325	57,221	57,546
	Pinyari ..	2,692	1,406	..	1,406	2,27,894	2,29,300
Division.	Indus Canals L. B.	Discharges incomplete.	8	..	8	78,234	78,242
Western Nara	Western Nara including Pritchard.	4,092	6,183	..	6,183	9,13,501	9,19,684
	Phitta Canal	Discharges incomplete.	331	..	331	12,405	12,736
	Marwiah ..	190	..	..	..	16,339	16,339
Jamrao Canals	Jamrao Canal.	1,588	1,934	..	1,934	7,66,451	7,68,385
Division.							

## II-E.

*Revenue on Canals in Sind during the year 1924-1925.*

Gross assessed revenue from all sources.	Working expenses, Direct and Indirect.	Area irrigated during the year.	Working expenses.			90 per cent. of net consolidated assessment.		Total water rate Direct and Indirect.	
			Per cent. on gross revenue.	Per acre irrigated.	Per cubic foot per second of discharge at canal head.	Per acre irrigated.	Per cubic foot per second of discharge at canal head.	Per acre irrigated.	Per cubic foot per second of discharge at canal head.
8	9	10	11	12	13	14	15	16	17
Rs.	Rs.	Acres.	Rs.	Rs.	Rs.	Rs.	Rs.	Rs.	Rs.
5,47,169	2,45,735	2,34,891	44·9	1·04	71·7	2·64	128·70	2·31	157·74
2,33,862	93,029	91,670	39·8	1·14	55·4	2·49	136·08	2·53	138·14
7,78,773	4,06,256	2,62,372	52·17	1·55	84·9	3·29	152·36	2·95	161·67
10,58,254	2,45,125	2,65,939	23·16	0·92	38·7	4·08	164·04	3·94	166·21
3,12,769	1,19,162	86,759	38·1	1·38	50·7	3·55	129·57	3·54	130·73
1,56,103	1,38,420	55,420	88·67	2·49	68·4	3·09	72·75	2·77	75·93
3,10,088	1,05,995	78,498	34·18	1·35	44·1	3·85	122·70	3·90	127·55
96,377	24,145	22,115	25·05	1·09	38·1	4·27	146·91	4·34	151·69
52,571	50,355	17,048	96·0	2·95	65·4	3·17	66·98	3·08	68·18
58,070	22,052	30,564	38·0	0·71	..	1·89	..	1·88	..
2,33,487	1,98,442	96,215	85·4	2·06	73·7	2·39	82·62	2·39	85·19
81,203	66,509	41,899	81·9	1·58	..	1·81	..	1·86	..
9,28,418	4,24,788	2,81,480	45·75	1·51	103·8	3·37	220·19	3·27	224·75
12,792	4,784	7,414	38·6	0·64	..	1·79	..	1·71	..
16,345	22,057	5,286	134·9	4·17	116·0	2·92	81·31	3·09	85·99
8,65,391	6,04,233	2,16,585	69·82	2·79	380·50	3·22	433·00	3·55	483·87



## STATEMENT

Name of Canal.	Average discharge of the year at canal head in cubic ft. per second.	Water-rate assessed during 1924-25.				
		Occupiers.	Ow-ners.	Total Direct.	Indirect.	Total Direct and Indirect
		1	2	3	4	5
<i>55, Construction of Irrigation, Navigation, Embankment and Drainage Works not charged to Revenue—contd.</i>	C. ft.	Rs.	Rs.	Rs.	Rs.	Rs.
<i>A.—IRRIGATION WORKS—contd.</i>						
<i>1. Productive—contd.</i>						
Eastern Nara Division. { Mithrao Canal. 1,961	}	4,062	..	4,062	5,38,855	5,42,917
Thar Canal .. 659						
Eastern Nara. Hiral Canal .. 103						
Ali Bahar Kacheri. 291		784	..	784	30,776	31,560
Hyderabad Canals Division. { Great Marakh. 1,079	}	3,800	..	3,800	1,71,714	1,75,514
Sarfranz .. 582						
Gharo Mahmudo. 824						
Kari Shumali. 833						
Nasirwah .. 953						
Fuleli Canals Division. { Fuleli Canal.. 5,389	}	33,973	..	33,973	10,13,819	10,47,792
Hassanali Canal. 712						
Indus Canals (Other Canals Fuleli Division). ..		1,188	..	1,188	76,068	77,256
Nasrat Canals Division. { Naulakhi .. 1,804	}	679	..	679	1,51,324	1,52,003
Dhambhro .. 307						
		1,036	..	1,036	39,319	40,355
Total Productive ..	..	2,10,359	..	2,10,359	78,86,199	80,96,558
<i>2. Unproductive.</i>						
Shikarpur Canals .. Mahiwah .. 2,257		1,091	..	1,091	1,78,531	1,79,622
Karachi Canals Division. { Sattah .. 908	}	32	..	32	47,140	47,172
Baghar .. 2,821						
Western Nara .. Dadu Canal .. 447		52	..	52	33,367	33,419
Nasrat Canals Division. { Dad Canal .. 2,545	}	4,839	..	4,839	3,64,518	3,69,357
Nasrat Canal. 1,239						
		90	..	90	2,65,461	2,65,551
Total Unproductive ..	..	7,233	..	7,233	9,64,798	9,72,031
Grand Total ..	..	2,17,592	..	2,17,592	88,50,997	90,68,589

## II-E—concl'd.

Gross assessed revenue from all sources.	Working expenses, Direct and Indirect.	Area irrigated during the year.	Working expenses.			90 per cent. of net consolidated assessment.		Total water rate, Direct and Indirect.	
			Per cent. on gross revenue.	Per acre irrigated.	Per cubic foot per second of discharge at canal head.	Per acre irrigated.	Per cubic foot per second of discharge at canal head.	Per acre irrigated.	Per cubic foot per second of discharge at canal head.
8	9	10	11	12	13	14	15	16	17
Rs.	Rs.	Acres.	Rs.	Rs.	Rs.	Rs.	Rs.	Rs.	Rs.
5,63,505	4,38,032	{ 1,07,414 43,851 47,186 12,173 }	{ 77·73	2·08	160·86	{ 2·57 2·48 1·82 2·93	{ 139·75 158·89 345·78	{ 2·58	199·38
32,580	15,310	14,499	46·99	1·06	52·61	2·27	102·87	2·18	108·45
1,80,086	88,209	73,418	48·98	1·20	81·75	2·53	155·79	2·39	162·66
63,121	33,530	29,519	53·12	1·13	57·61	2·25	100·41	2·08	105·73
1,68,793	98,654	87,195	58·44	1·12	119·72	2·29	192·53	1·91	202·63
83,092	33,437	39,739	40·24	0·84	36·54	2·20	91·45	2·07	98·78
79,495	43,987	34,615	55·33	1·27	46·16	2·33	80·46	2·27	82·62
10,87,941	3,93,083	4,27,575	36·13	0·91	72·94	2·75	183·27	2·45	194·43
48,031	33,682	20,084	70·13	1·67	47·31	2·37	64·98	2·36	66·61
78,249	64,658	..	82·63	..	..	..	..	..	..
1,52,436	47,548	53,245	31·19	0·89	26·36	2·98	85·72	2·85	84·26
40,436	17,360	16,339	42·93	1·06	56·55	2·54	126·35	2·47	131·45
83,19,538	40,78,577	28,01,007	49·02	1·52	..	2·69	..	2·92	..
1,82,010	3,62,453	67,168	199·14	5·39	160·6	2·59	76·08	2·67	79·58
47,291	10,897	15,836	22·9	0·69	12·2	2·92	50·76	2·98	51·95
79,454	46,121	37,167	58·1	1·24	16·3	2·17	26·24	2·07	27·26
33,520	25,754	13,636	77·0	1·89	57·7	2·44	73·63	2·45	74·76
3,71,191	2,55,515	1,43,067	68·84	1·79	100·40	2·63	139·60	2·58	145·13
2,66,043	1,94,978	92,966	73·29	2·10	157·37	2·71	292·54	2·86	214·33
9,79,509	8,95,718	3,69,840	91·45	2·42	..	2·66	..	2·69	..
92,99,047	49,74,295	31,70,847	53·49	1·56	..	2·68	..	2·89	..

## STATEMENT III-E.

Statement of Quantity and Value of Crops irrigated in Sind during the year 1924-25.

Description of crops.	Begari Canals Division.									
	Desert Canal.			Unharwah.			Begari Canal.			
	Area irrigated.	Estimated value.	Value per acre.	Area irrigated.	Estimated value.	Value per acre.	Area irrigated.	Estimated value.	Value per acre.	
	Acres.	Rs.	Rs.	Acres.	Rs.	Rs.	Acres.	Rs.	Rs.	
Kharif. {	Rice ..	29,571	15,45,901	52	4,955	2,34,018	47	72,980	41,86,804	57
	Jowar ..	65,052	21,02,899	32	13,428	4,00,361	30	87,587	26,61,702	29
	Bajri ..	37,480	10,27,379	27	31,333	8,51,085	27	27,276	6,38,237	23
	Cotton ..	52	8,399	161	91	10,515	116	133	16,438	123
	Other crops ..	4,845	1,47,061	30	2,943	99,690	34	12,298	4,40,889	36
Total ..	137,000	48,31,639	3	52,750	15,95,669	30	200,274	79,44,070	39	
Rabi. {	Wheat ..	30,150	12,36,732	41	14,775	5,58,944	38	17,770	6,87,899	38
	Barley ..	9	281	31	16	530	33	25	862	34
	Oil-seeds ..	27,652	5,36,748	19	5,598	1,16,186	20	18,705	4,49,393	23
	Other crops ..	59,837	10,22,789	17	25,041	2,77,609	11	81,986	18,77,999	22
Total ..	117,648	27,96,550	23	45,430	9,53,269	21	118,486	30,16,153	25	
Total under both heads ..	254,648	76,28,189	29	98,180	25,48,938	26	318,760	1,09,60,223	34	

Description of crops.	Begari Canals Division—contd.						Shikarpur Canals Division.			
	Canals from Kashmore Bund.			Total.			Mahiwah.			
	Area irrigated.	Estimate value.	Value per acre.	Area irrigated.	Estimated value.	Value per acre.	Area irrigated.	Estimated value.	Value per acre.	
	Acres.	Rs.	Rs.	Acres.	Rs.	Rs.	Acres.	Rs.	Rs.	
Kharif. {	Rice ..	23	893	47	107,529	59,67,616	55	5,670	1,67,586	29
	Jowar ..	1,353	32,640	24	167,420	51,97,602	3	29,881	5,08,808	17
	Bajri ..	1,650	39,225	24	97,739	25,55,926	26	11,377	2,09,061	18
	Cotton ..	12	1,512	126	288	36,864	128	313	24,090	76
	Other crops ..	289	5,671	20	20,375	6,93,311	34	2,175	78,180	35
Total ..	3,327	79,941	24	393,351	1,44,51,319	36	49,416	9,87,725	19	
Rabi. {	Wheat ..	2,464	1,05,936	27	65,159	25,89,511	39	2,838	2,88,740	22
	Barley ..	.....	.....	15	50	1,673	33	20	284	14
	Oil-seeds ..	532	8,007	15	52,487	11,10,334	21	2,917	53,249	18
	Other crops ..	952	11,050	12	167,816	31,89,447	19	7,018	2,65,320	37
Total ..	3,948	1,24,993	32	285,512	68,90,965	24	22,793	6,07,593	26	
Total under both heads ..	7,275	2,04,934	28	678,863	2,13,42,284	31	72,209	15,95,318	22	

## STATEMENT III-E—contd.

Description of crops.		Shikarpur Canals Division—contd.								
		Canals in Rohri.			Sind Canal.			Rajib.		
		Area irrigated.	Estimated value.	per Value acre.	Area irrigated.	Estimated value.	per Value acre.	Area irrigated.	Estimated value.	per Value acre.
		Acres.	Rs.	Rs.	Acres.	Rs.	Rs.	Acres.	Rs.	Rs.
Kharif.	Rice ..	4,581	1,42,381	31	26,344	8,15,160	30	3,357	1,20,852	38
	Jowar ..	34,687	7,45,967	21	25,118	5,97,597	23	2,057	49,368	24
	Bairi ..	2,800	64,534	23	1,093	26,504	24	1	24	24
	Cotton ..	528	37,530	71	22	2,745	124	3	399	133
	Other crops ..	2,275	79,331	34	4,731	1,87,007	39	271	7,588	28
Total ..		44,871	10,69,743	23	57,308	16,29,013	27	5,689	1,78,231	31
Rabi.	Wheat ..	8,779	2,51,156	28	7,372	2,26,254	30	1,399	41,970	30
	Barley ..	43	984	22	12	330	31	.....	.....	.....
	Oil-seeds ..	1,223	22,881	12	3,278	39,653	12	401	6,516	16
	Other crops ..	3,331	1,18,720	35	23,781	5,37,032	22	3,627	87,048	24
Total ..		13,376	3,93,741	29	34,443	8,03,319	23	5,427	1,35,534	24
Total under both heads ..		58,247	14,63,484	25	91,751	24,32,332	26	11,116	3,13,765	28

Description of crops.		Shikarpur Canals Division—contd.								
		Chitti.			Garang.			Bunds in Rohri including Kasimpur Bund.		
		Area irrigated.	Estimated value.	per Value acre.	Area irrigated.	Estimated value.	per Value acre.	Area irrigated.	Estimated value.	per Value acre.
		Acres	Rs.	Rs.	Acres	Rs.	Rs.	Acres	Rs.	Rs.
Kharif.	Rice ..	1,490	53,640	36	182	6,552	30	.....	.....	.....
	Jowar ..	1,959	47,016	24	2,308	55,392	24	357	4,284	12
	Bairi ..	2	48	24	8	192	24	1	12	12
	Cotton ..	.....	.....	.....	.....	.....	.....	4	320	80
	Other crops ..	367	10,248	14	443	12,390	28	73	2,300	32
Total ..		3,818	1,10,952	28	2,941	74,526	25	435	6,916	16
Rabi.	Wheat ..	1,107	33,210	30	1,609	48,270	30	1,285	30,840	24
	Barley ..	1	25	12	.....	.....	.....	2	32	16
	Oil-seeds ..	484	7,065	14	346	5,623	16	133	4,655	35
	Other crops ..	3,800	91,200	24	2,341	56,184	24	8	320	40
Total ..		5,392	1,31,500	24	4,296	1,10,077	24	1,423	35,847	25
Total under both heads ..		9,210	2,42,452	26	7,237	1,84,603	25	1,863	42,763	22

## STATEMENT III-E—contd.

Description of crops.	Shikarpur Canals Division—concl'd.						Ghar Canals Division.		
	Sukkur Begari Bund.			Total, Shikarpur Canals Division.			Sukkur Canal.		
	Area irrigated.	Estimated value.	per Value acre.	Area irrigated.	Estimated value.	per Value acre.	Area irrigated.	Estimated value.	per Value acre.
	Acres.	Rs.	Rs.	Acres.	Rs.	Rs.	Acres.	Rs.	Rs.
Kharif. { Rice ..	2,467	88,812	36	44,091	13,94,983	31	48,987	17,07,566	34
{ Jowar ..	2,552	62,704	24	98,919	20,71,136	20	15,625	2,62,618	16
{ Bajri ..	19	500	26	15,301	3,00,875	19	221	3,457	16
{ Cotton ..	4	532	133	874	65,616	75	14	856	61
{ Other crops ..	158	4,468	28	10,493	3,81,512	36	2,784	41,964	15
Total ..	5,200	1,57,016	30	169,678	42,14,122	24	67,631	20,16,461	29
Rabi. { Wheat ..	2,667	86,283	31	37,096	10,06,723	27	15,721	3,80,209	24
{ Barley ..	2	50	25	80	1,755	22	2	50	25
{ Oil-seeds ..	544	10,273	18	9,326	1,49,915	16	8,461	1,15,402	13
{ Other crops ..	7,167	1,70,196	23	51,073	13,26,020	25	28,234	3,63,032	12
Total ..	10,410	2,66,802	25	97,565	24,84,413	25	52,418	8,58,693	16
Total under both heads ..	15,610	4,23,818	26	267,243	66,98,535	25	120,049	28,75,154	23

Description of crops.	Ghar Canals Division—cont'd.								
	Ghar Canal.			Ghar Bunds.			Total, Ghar Canals Division.		
	Area irrigated.	Estimated value.	per Value acre.	Area irrigated.	Estimated value.	per Value acre.	Area irrigated.	Estimated value.	per Value acre.
	Acres.	Rs.	Rs.	Acres.	Rs.	Rs.	Acres.	Rs.	Rs.
Kharif. { Rice ..	2,13,555	88,76,197	41	36	1,206	33	262,578	1,05,84,969	4
{ Jowar ..	13,154	3,23,180	24	286	6,180	21	29,065	5,91,978	20
{ Bajri ..	215	3,140	14	....	....	..	436	6,597	15
{ Cotton ..	7	252	36	....	....	..	21	1,108	52
{ Other crops ..	4,848	80,387	16	12	307	25	7,644	1,22,658	16
Total ..	231,779	92,83,156	43	334	7,693	23	299,744	1,13,07,310	38
Rabi. { Wheat ..	20,182	6,23,876	30	267	6,770	25	36,170	10,10,855	27
{ Parley ..	11	301	27	....	....	..	13	351	27
{ Oil-seeds ..	34,326	2,96,294	8	44	642	14	42,831	4,12,338	9
{ Other crops ..	94,757	8,76,818	9	92	2,208	24	123,083	12,42,058	10
Total ..	149,276	17,97,289	12	403	9,620	23	202,097	26,65,602	13
Total under both heads ..	381,055	1,10,80,445	3	737	17,313	23	501,841	1,39,72,912	27

STATEMENT III-E—*contd.*

Description of crops.	Karachi Canals Division.									
	Sattah.			Baghar.			Kalri.			
	Area irrigated.	Estimated value	Value per acre.	Area irrigated.	Estimated value.	Value per acre.	Area irrigated.	Estimated value.	Value per acre.	
	Acres.	Rs.	Rs.	Acres.	Rs.	Rs.	Acres.	Rs.	Rs.	
Kharif.	Rice ..	13,682	2,73,640	20	27,212	5,44,240	20	12,885	2,57,700	20
	Jowar ..	14	140	10	324	3,240	10	402	4,020	10
	Bajri ..	1,640	24,600	15	1,067	16,005	15	1,107	16,605	15
	Cotton ..	.....	.....	.....	.....	.....	.....	.....	.....	.....
	Other crops ..	129	7,740	60	1,747	1,04,820	60	163	9,780	60
Total ..	15,465	3,06,120	19	30,350	6,68,305	22	14,557	2,88,105	19	
Rabi.	Wheat ..	.....	.....	.....	145	2,900	20	.....	.....	.....
	Barley ..	47	705	15	3,076	46,140	15	1,241	18,615	15
	Oil-seeds ..	214	6,420	30	5,458	1,63,740	30	193	5,790	30
	Other crops ..	355	21,300	60	6,865	4,12,020	60	2,747	1,64,820	60
Total ..	616	28,425	46	15,544	6,24,800	44	4,181	1,89,225	45	
Total under both heads ..	16,081	3,34,545	20	45,894	12,93,105	28	18,738	4,77,330	25	

Description of crops.	Karachi Canals Division— <i>contd.</i>									
	Indus Canals Right Bank.			Pinyari.			Indus Canals Left Bank.			
	Area irrigated.	Estimated value.	Value per acre.	Area irrigated.	Estimated value.	Value per acre.	Area irrigated.	Estimated value.	Value per acre.	
	Acres.	Rs.	Rs.	Acres.	Rs.	Rs.	Acres.	Rs.	Rs.	
Kharif.	Rice ..	28,395	5,67,900	20	78,906	15,78,120	20	34,376	6,87,520	20
	Jowar ..	7	70	10	52	520	10	68	680	10
	Bajri ..	79	1,185	15	507	7,605	15	2,186	32,790	15
	Cotton ..	.....	.....	.....	4	200	50	3	150	50
	Other crops ..	84	5,040	60	678	40,680	60	170	10,200	60
Total ..	28,565	5,74,195	20	80,147	16,27,125	20	36,803	7,31,340	19	
Rabi.	Wheat ..	18	360	20	257	5,140	20	247	4,940	20
	Barley ..	506	7,590	15	1,916	28,740	15	577	8,655	15
	Oil-seeds ..	312	9,360	30	12,384	3,71,520	30	4,454	1,33,620	30
	Other crops ..	6,237	3,74,220	60	3,920	2,35,200	60	2,630	1,57,800	60
Total ..	7,073	3,91,530	55	18,477	6,40,600	34	7,908	3,05,015	30	
Total under both heads ..	35,638	9,65,725	27	98,624	22,67,725	22	44,711	10,36,355	23	

## STATEMENT III-E—contd.

Description of crops.	Karachi Canals Division—contd.						Western Nara Division		
	Bunds in Karachi Canals Division.			Total, Karachi Canals Division.			Western Nara.		
	Area irrigated.	Estimated value.	per Value acre.	Area irrigated.	Estimated value.	per Value acre.	Area irrigated.	Estimated value.	per Value acre.
	Acres.	Rs.	Rs.	Acres.	Rs.	Rs.	Acres.	Rs.	Rs.
Kharrif									
Rice ..	10,473	2,09,460	20	205,929	41,18,580	20	163,343	40,55,552	25
Juari ..	.....	.....	15	867	8,670	10	36,463	6,11,905	17
Bajri ..	56	840	15	6,642	99,630	15	475	6,433	14
Cotton ..	.....	.....	50	7	350	50	38	266	7
Other crops ..	183	10,980	60	3,154	1,89,240	60	3,692	66,964	18
Total ..	10,712	2,21,280	20	2,16,599	44,16,470	20	2,04,011	47,41,120	23
Rabi.									
Wheat ..	10	200	20	677	13,540	20	41,780	6,99,117	17
Barley ..	463	6,945	15	7,826	1,17,390	15	489	5,332	11
Oil-seeds ..	185	5,550	30	23,200	6,96,000	20	35,604	2,93,883	8
Other crops ..	900	54,000	60	23,654	14,19,360	25	75,724	4,87,217	7
Total ..	1,558	66,695	42	55,357	22,46,290	40	153,597	14,85,549	9
Total under both heads ..	12,270	2,87,975	23	271,956	66,62,760	24	357,608	62,26,669	17

Description of crops.	Western Nara Division—contd.								
	Pritchard.			Dadu Canal.			Phitta.		
	Area irrigated.	Estimated value.	per Value acre.	Area irrigated.	Estimated value.	per Value acre.	Area irrigated.	Estimated value.	per Value acre.
	Acres.	Rs.	Rs.	Acres.	Rs.	Rs.	Acres.	Rs.	Rs.
Kharrif.									
Rice ..	7,122	71,565	10	4,270	1,16,750	27	.....	.....	14
Juari ..	2,558	17,176	7	3,895	1,16,850	30	2,648	37,440	14
Bajri ..	27	158	6	147	882	6	96	429	4
Cotton ..	4	60	15	69	138	2	18	116	7
Other crops ..	37	193	5	438	2,190	5	14	37	3
Total ..	9,748	89,152	9	8,819	2,36,810	26	2,776	38,022	13
Rabi.									
Wheat ..	471	8,320	18	1,847	46,175	25	1,973	28,080	14
Barley ..	36	184	5	269	1,345	5	149	190	1
Oil-seeds ..	731	3,785	5	1,617	8,085	5	2,879	15,239	5
Other crops ..	2,676	14,865	5	2,622	13,110	5	555	1,028	2
Total ..	3,914	27,154	6	6,355	68,715	10	5,556	44,537	8
Total under both heads ..	13,662	1,16,306	8	15,174	3,05,525	21	8,332	82,559	9

## STATEMENT III-E—contd.

Description of crops.	Western Nara Division—concl'd.									
	Marviwah.			Bunds in Western Nara Division, i.e., New Feeder Wahur, Aral and Munchor.			Total.			
	Area irrigated.	Estimated value.	Value per acre.	Area irrigated.	Estimated value.	Value per acre.	Area irrigated.	Estimated value.	Value per acre.	
	Acres.	Rs.	Rs.	Acres.	Rs.	Rs.	Acres.	Rs.	Rs.	
Kharif.	Rice ..	1,229	30,685	25	5,473	1,01,679	18	181,437	43,76,231	24
	Juari ..	1,543	20,154	13	4,774	48,516	10	51,881	8,52,041	16
	Bajri ..	1,087	4,476	4	1,897	28,190	14	3,729	40,568	10
	Cotton ..	....	....	5	769	37,570	48	898	38,150	42
	Other crops ..	144	723	5	197	6,956	35	4,522	77,063	17
Total ..	4,003	56,038	14	13,110	2,22,911	17	242,467	53,84,053	22	
Rabi.	Wheat ..	937	17,925	19	21,164	3,39,474	16	68,172	11,39,091	16
	Barley ..	114	712	6	499	3,573	7	1,556	11,336	7
	Oil-seeds ..	174	875	5	7,379	88,305	37	48,384	4,10,172	8
	Other crops ..	1,109	5,560	5	4,914	58,729	11	87,600	5,89,509	6
Total ..	2,334	25,072	10	33,956	4,90,081	14	205,712	21,41,108	10	
Total under both heads ..	6,337	81,110	12	47,066	7,12,992	15	448,179	75,25,161	16	

Description of crops.	Indus Right Bank Circle.			Northern and Southern Jamrao Canal Divisions.			Eastern Nara Division.			
	Total.			Jamrao Canal.			Nara Supply Channel.			
	Area irrigated.	Estimated value.	Value per acre.	Area irrigated.	Estimated value.	Value per acre.	Area irrigated.	Estimated value.	Value per acre.	
	Acres.	Rs.	Rs.	Acres.	Rs.	Rs.	Acres.	Rs.	Rs.	
Kharif.	Rice ..	801,564	2,64,42,379	32	....	....	.. 121	.... 1,452	.. 12	
	Juari ..	348,152	87,21,427	25	5,397	1,12,753	21	....	.. 19	
	Bajri ..	123,847	30,03,595	24	58,366	11,31,417	19	....	.. 80	
	Cotton ..	2,088	1,42,088	68	118,294	59,26,478	50	1	80	
	Other crops ..	46,188	14,63,784	31	5,430	1,15,052	21	120	4,800	
Total ..	1,321,839	3,97,73,274	30	187,487	72,85,700	39	242	6,332	26	
Rabi.	Wheat ..	297,264	57,59,720	27	22,639	3,53,009	16	7,435	1,78,440	24
	Barley ..	9,525	1,32,505	13	72	660	9	31	496	16
	Oil-seeds ..	176,228	27,78,759	10	3,034	26,604	9	1,685	58,975	35
	Other crops ..	453,226	77,57,394	17	4,750	68,196	14	3,674	1,46,960	40
Total ..	846,243	1,64,28,378	19	30,495	4,48,469	15	12,825	3,84,871	30	
Total under both heads ..	2,168,082	5,62,01,652	25	217,982	77,34,169	35	13,067	3,91,203	30	



## STATEMENT III-E—contd.

Description of crops.	Eastern Nara Division—contd.									
	Eastern Nara.			Mithrao Canal.			Thar Canal.			
	Area irrigated.	Estimated value.	per Value acre.	Area irrigated.	Estimated value.	per Value acre.	Area irrigated.	Estimated value.	per Value acre.	
	Acres.	Rs.	Rs.	Acres.	Rs.	Rs.	Acres.	Rs.	Rs.	
Kharif.	Rice ..	9,220	2,13,171	23	24,750	5,61,439	23	17,717	8,76,992	50
	Juari ..	145	2,955	20	579	12,179	21	102	1,836	18
	Bajri ..	16,098	3,57,964	22	22,562	5,14,206	23	5,983	1,19,660	20
	Cotton ..	14,780	11,40,322	77	53,407	39,76,582	74	15,390	7,38,720	48
	Other crops ..	170	4,370	26	378	9,600	25	439	11,707	27
Total ..	40,413	17,18,782	43	1,01,676	50,74,006	50	39,631	17,48,915	44	
Rabi.	Wheat ..	4,398	1,08,683	25	4,942	98,214	20	3,077	66,668	22
	Barley ..	41	482	12	1	11	11	6	56	9
	Oil seeds ..	1,735	16,387	9	526	4,632	9	1,058	7,053	7
	Other crops ..	1,037	30,575	29	434	12,489	29	193	5,522	28
Total ..	7,211	1,56,127	22	5,903	1,15,346	20	4,334	79,299	18	
Total under both heads ..	47,624	18,74,909	39	1,07,579	51,89,352	48	43,965	18,28,214	42	

Description of crops.	Eastern Nara Division—concl'd.									
	Khipro Canal.			Hiral Canal.			Total.			
	Area irrigated.	Estimated value.	per Value acre.	Area irrigated.	Estimated value.	per Value acre.	Area irrigated.	Estimated value.	per Value acre.	
	Acres.	Rs.	Rs.	Acres.	Rs.	Rs.	Acres.	Rs.	Rs.	
Kharif.	Rice ..	229	4,952	22	2,801	64,073	23	54,717	17,20,627	31
	Juari ..	12	118	10	22	216	10	981	18,756	19
	Bajri ..	2,824	60,304	21	3,355	42,133	13	50,822	10,94,267	22
	Cotton ..	1,705	1,05,710	62	5,449	4,35,920	80	90,732	63,97,334	69
	Other crops ..	8	240	30	46	460	10	1,161	31,177	27
Total ..	4,778	1,71,324	36	11,673	5,42,802	47	198,413	92,62,161	47	
Rabi.	Wheat ..	108	2,069	19	465	8,762	19	20,425	4,62,836	23
	Barley ..	.....	.....	.....	.....	.....	.....	79	1,045	13
	Oil-seeds ..	32	309	10	57	371	7	5,093	87,727	17
	Other crops ..	3	100	33	13	515	40	5,354	1,96,161	37
Total ..	143	2,478	17	535	9,648	18	30,951	7,47,769	24	
Total under both heads ..	4,921	1,73,802	35	12,208	5,52,450	45	229,364	1,00,09,930	44	

## STATEMENT III-E—contd.

Hyderabad Canals Division.										
Description of crops.	Alibahar Canal.			Great Marak.			Sarfazwah.			
	Area irrigated.	Estimated value.	per Value acre.	Area irrigated.	Estimated value.	per Value acre.	Area irrigated.	Estimated value.	per Value acre.	
	Acres.	Rs.	Rs.	Acres.	Rs.	Rs.	Acres.	Rs.	Rs.	
Khari.	Rice ..	121	4,840	40	4,467	1,79,455	40	400	12,672	32
	Juari ..	820	23,994	29	1,954	59,892	31	365	10,242	28
	Bajri ..	8,171	2,79,960	34	33,702	11,58,597	34	15,993	4,61,814	29
	Cotton ..	4,299	2,06,190	48	25,942	12,31,980	47	8,254	3,61,900	44
	Other crops ..	222	6,610	30	1,195	44,475	37	968	47,147	49
	Total ..	13,633	5,21,594	38	67,260	26,74,399	40	25,980	8,93,775	34
Rabi.	Wheat ..	165	5,072	50	343	10,358	30	1,004	34,829	35
	Barley ..	.....	.....	21	1	20	20	.....	.....	37
	Oil seeds ..	256	5,400	21	753	16,990	23	879	32,235	37
	Other crops ..	693	19,470	28	5,887	1,47,789	25	1,832	62,651	34
	Total ..	1,114	29,942	27	6,984	1,75,157	25	3,715	1,29,715	35
Total under both heads ..		14,747	5,51,536	37	74,244	28,49,556	38	29,695	10,23,490	34

Hyderabad Canals Division—contd.										
Description of crops.	Gharo Mahmudo.			Kari Shumali.			Nasirwah.			
	Area irrigated.	Estimated value.	per Value acre.	Area irrigated.	Estimated value.	per Value acre.	Area irrigated.	Estimated value.	per Value acre.	
	Acres.	Rs.	Rs.	Acres.	Rs.	Rs.	Acres.	Rs.	Rs.	
Khari.	Rice ..	801	35,527	44	77	5,929	77	105	3,780	36
	Juari ..	2,951	53,424	26	766	22,608	30	642	19,560	30
	Bajri ..	38,438	11,88,135	31	22,066	7,14,898	32	17,965	6,01,446	33
	Cotton ..	27,064	9,48,314	35	12,707	6,95,525	55	10,271	4,51,870	44
	Other crops ..	2,426	94,690	39	1,584	82,839	52	1,557	91,744	59
	Total ..	70,780	23,20,090	33	37,200	15,21,799	41	30,540	11,68,400	38
Rabi.	Wheat ..	1,786	57,004	32	601	19,232	32	522	17,000	33
	Barley ..	.....	.....	29	.....	.....	33	1	24	24
	Oil-seeds ..	4,141	1,20,987	29	659	21,470	33	1,194	45,495	38
	Other crops ..	11,816	2,45,137	21	1,488	31,189	21	2,751	63,891	23
	Total ..	17,743	4,23,128	24	2,748	71,891	26	4,468	1,26,410	28
Total under both heads ..		88,523	27,43,218	31	39,948	15,93,690	40	35,008	12,94,810	37

## STATEMENT III-E—contd.

Description of crops.	Hyderabad Canals Division—concl'd.						Nasrat Canals Division.			
	Other Canals.			Total, Hyderabad Canals Division.			Naulakhi.			
	Area irrigated.	Estimated value.	per Value acre.	Area irrigated.	Estimated value.	per Value acre.	Area irrigated.	Estimated value.	per Value acre.	
	Acres.	Rs.	Rs.	Acres.	Rs.	Rs.	Acres.	Rs.	Rs.	
Kharif	Rice ..	24	840	35	5,995	2,43,043	41	4,902	1,96,080	40
	Jowar ..	392	11,754	30	6,990	2,01,474	29	26,574	6,64,350	25
	Bajri ..	863	25,890	30	137,198	44,30,740	32	6,065	1,81,950	30
	Cotton ..	214	9,815	46	88,751	39,05,594	44	7,288	3,64,400	50
	Other crops ..	49	1,470	30	8,001	3,68,975	46	2,076	62,280	30
Total ..	1,542	49,769	32	246,935	91,49,826	37	46,905	14,69,060	31	
Rabi.	Wheat ..	682	17,092	25	5,103	1,60,587	31	5,590	1,39,750	25
	Barley ..	37	555	15	39	599	15	53	795	15
	Oil-seeds ..	408	6,375	16	8,290	2,48,952	30	1,290	19,350	15
	Other crops ..	233	6,780	29	24,700	5,76,107	23	578	17,340	30
Total ..	1,360	30,802	23	38,132	9,87,045	26	7,511	1,77,235	24	
Total under both heads ..	2,902	80,571	28	285,067	1,01,36,871	36	54,416	16,46,295	30	

Description of crops.	Nasrat Canals Division—cont'd.									
	Dambro.			Dad Canal (including Ren Distributary).			Nasrat Canal.			
	Area irrigated.	Estimated value.	per Value acre.	Area irrigated.	Estimated value.	per Value acre.	Area irrigated.	Estimated value.	per Value acre.	
	Acres.	Rs.	Rs.	Acres.	Rs.	Rs.	Acres.	Rs.	Rs.	
Kharif.	Rice ..	758	30,320	40	21,338	8,53,450	40	75	2,625	35
	Jowar ..	9,100	2,27,500	25	31,169	7,90,000	25	25,664	5,13,280	20
	Bajri ..	1,277	38,310	30	27,362	8,20,860	30	19,732	4,93,300	25
	Cotton ..	1,151	57,550	50	25,748	12,61,260	49	30,509	13,72,905	45
	Other crops ..	316	9,480	30	7,638	2,29,140	30	13,097	3,27,425	25
Total ..	12,602	3,63,160	29	113,255	39,54,710	35	89,077	27,09,535	30	
Rabi.	Wheat ..	2,918	72,950	25	12,154	3,03,850	25	1,885	47,125	25
	Barley ..	151	2,265	15	509	7,635	15	14	210	15
	Oil-seeds ..	1,573	23,595	15	21,031	3,16,215	15	1,348	20,220	15
	Other crops ..	232	6,960	30	12,714	3,81,420	30	863	25,890	30
Total ..	4,874	1,05,770	22	46,458	10,09,120	22	4,110	93,445	23	
Total under both heads ..	17,476	4,68,930	27	159,713	49,63,830	31	93,187	28,02,980	30	

## STATEMENT III-E—contd.

Description of crops.	Nasrat Canals Division—contd.						Fuleli Canals Division.		
	Mehrab.			Total, Nasrat Canals Division.			Fuleli Canal.		
	Area irrigated.	Estimated value.	per Value acre.	Area irrigated.	Estimated value.	per Value acre.	Area irrigated.	Estimated value.	per Value acre.
	Acres.	Rs.	Rs.	Acres.	Rs.	Rs.	Acres.	Rs.	Rs.
Nisaiif. { Rice ..	13	485	37	27,086	10,82,960	40	2,27,870	75,16,584	23
{ Lower ..	4,549	94,060	21	97,056	22,89,190	24	3,794	1,01,514	27
{ Bajri ..	3,171	81,810	26	57,607	16,16,230	28	62,721	15,84,064	25
{ Cotton ..	786	36,155	46	65,482	30,92,270	47	30,331	11,54,703	38
{ Other crops ..	187	4,885	26	23,314	6,33,210	27	7,847	3,42,136	44
Total ..	8,706	2,17,395	25	270,545	87,13,860	32	3,32,563	1,06,99,001	32
Rabi. { Wheat ..	1,945	43,625	25	24,492	6,12,300	25	45,028	12,74,911	28
{ Barley ..	98	1,470	15	825	12,375	15	1,038	23,161	22
{ Oil-seeds ..	953	14,295	15	26,245	3,93,675	15	37,013	7,29,417	20
{ Other crops ..	557	16,710	30	14,944	4,48,320	30	17,892	5,24,992	29
Total ..	3,553	81,100	23	66,506	14,66,670	22	100,971	25,52,481	25
Total under both heads ..	12,259	2,98,495	24	3,37,051	1,01,80,530	30	433,534	1,32,51,482	31

Description of crops.	Fuleli Canal Division—contd.								
	Hassanali.			Other canals.			Total, Fuleli Canals Division.		
	Area irrigated.	Estimated value.	per Value acre.	Area irrigated.	Estimated value.	per Value acre.	Area irrigated.	Estimated value.	per Value acre.
	Acres.	Rs.	Rs.	Acres.	Rs.	Rs.	Acres.	Rs.	Rs.
Kharif. { Rice ..	14,882	4,46,460	30	16,861	4,59,040	30	259,613	84,22,084	33
{ Jowar ..	110	1,650	15	214	4,080	19	4,118	1,07,244	26
{ Bajri ..	2,715	54,300	20	8,722	1,92,875	23	74,158	18,31,239	25
{ Cotton ..	317	4,755	15	2,162	77,365	36	32,810	12,36,823	38
{ Other crops ..	344	7,859	23	498	17,150	31	8,689	3,67,145	42
Total ..	18,368	5,15,024	28	28,457	7,50,510	26	379,388	1,19,64,535	32
Rabi. { Wheat ..	11	220	20	1,205	46,275	39	46,244	13,21,406	29
{ Barley ..	1	8	8	49	775	17	1,088	23,944	22
{ Oil-seeds ..	1,612	19,344	12	2,248	51,018	23	40,873	7,99,779	20
{ Other crops ..	297	7,608	26	1,955	68,803	32	20,144	6,01,403	30
Total ..	1,921	27,180	14	5,457	1,66,871	31	108,349	27,46,532	25
Total under both heads ..	20,289	5,42,204	27	33,914	9,17,381	27	487,737	1,47,11,067	30

## STATEMENT III-E—concl'd.

Description of crops.	Indus Left Bank Circle.			Grand total for Sind.		
	Total.			Area irrigated.	Estimated value.	Value per acre.
	Area irrigated.	Estimated value.	Value per acre.			
	Acres.	Rs.	Rs.	Acres.	Rs.	Rs.
Kharif. { Rice ..	347,411	1,14,68,714	33	1,148,975	3,79,11,093	33
{ Jowar ..	114,542	27,29,417	24	462,694	1,14,50,844	25
{ Bajri ..	378,151	1,01,03,893	27	501,998	1,31,07,489	26
{ Cotton ..	396,069	2,05,58,499	52	398,157	2,07,00,587	52
{ Other crops	46,595	15,15,559	33	92,783	29,79,343	32
Total ..	1,282,768	4,63,76,082	36	2,604,607	8,61,49,356	33
Rabi. { Wheat ..	118,903	29,10,138	24	326,167	86,69,858	26
{ Barley ..	2,103	38,623	18	11,628	1,71,128	15
{ Oil-seeds ..	83,535	15,56,737	19	259,763	43,35,496	17
{ Other crops ..	69,892	18,90,987	27	523,118	96,48,381	18
Total ..	274,433	63,96,485	23	1,120,676	2,28,24,863	20
Total under both heads ..	1,557,201	5,27,72,567	34	3,725,283	10,89,74,219	29

STATEMENT  
Comparative Statement of Irrigation and Rainfall

Civil district.	OF THE CIVIL DISTRICT.			WORKS SUPPLYING IRRIGATION.	
	Total area in acres.	Culturable area in acres.	Cultivated area in acres.	No.	Name.
1	2	3	4	5	6
Kelat Territory ..	513,195	276,920	120,368	1	Desert Canal ..
				2	Begari Canal ..
				Total ..	
Upper Sind Frontier..	1,725,417	1,235,621	617,231	3	Desert Canal ..
				4	Unharwah ..
				5	Begari Canal ..
				6	Canals from Kashmir Bund ..
				7	Sukkur Canal ..
				8	Ghar Canal ..
				9	Sind Canal ..
Sukkur Collectorate ..	3,59,3298	1,275,035	393,253	10	Canals in Rohri ..
				Total ..	
				11	Begari Canal ..
				12	Sukkur Canal ..
				13	Ghar Canal ..
				14	Ghar Bunds ..
				15	Mahiwah ..
				16	Sind Canal ..
				17	Canals in Rohri ..
				18	Garang Canal ..
				19	Rajib Canal ..
Larkana Collectorate..	1,866,797	1,191,618	1,041,713	20	Chitti Canal ..
				21	Bunds in Rohri ..
				22	Sukkur Begari Bund ..
				23	Nara supply channel ..
				Total ..	
				24	Begari Canal ..
				25	Sukkur Canal ..
				26	Ghar Canal ..
				27	Ghar Bunds ..
				28	Sind Canal ..
				29	Western Nara ..
				30	New Feeder ..
				31	Pritchard ..
32	Wahurwah ..				
33	Marviwah ..				
34	Dadu Canal ..				
35	Phitta Canal ..				
36	Manchar ..				
37	Aral ..				
38	Nara Bunds ..				
Total ..					

## IV-E.

for the years 1923-24 and 1924-25 in Sind.

Culturable area commanded by the Irrigation Works in col. 6 in acres.	Area at present estimated as annually irrigated by the Works specified in col. 6.	AREA IRRIGATED IN ACRES.						RAINFALL.	
		1923-24.			1924-25.			1923-24.	1924-25.
		Kharif.	Rabi.	Total.	Kharif.	Rabi.	Total.		
								9	10
145,401	68,077	36,069	31,680	67,749	40,348	22,873	63,221	Ins. Cts.	Ins. Cts.
131,579	28,153	21,866	7,741	29,607	24,158	4,053	28,211	7 24	12 16
								4 35	3 97
276,980	96,230	57,935	39,421	97,356	64,506	26,926	91,432	..	..
303,554	1,30,000	84,904	76,267	161,171	96,652	94,775	1,91,427	7 24	12 16
203,244	70,000	51,960	43,997	95,957	52,750	45,430	98,180	3 63	2 67
416,101	2,00,000	127,999	94,246	222,245	1,31,629	94,032	225,661	4 35	3 97
29,401	4,000	2,809	2,436	5,245	3,327	3,948	7,275	4 35	3 97
50,618	36,587	10,379	6,559	16,938	8,419	10,561	18,980	} 3 52	4 45
53,714	20,185	11,666	3,230	14,896	11,167	4,659	15,826		3 50
4,119	...	..	..	..	46	..	46	..	..
..	...	..	..	..	..	..	..	..	..
1,060,751	460,772	289,717	226,735	516,452	303,990	253,405	557,395	..	..
103,276	54,956	37,300	19,257	56,557	44,372	20,401	64,773	4 35	4 3
42,556	25,402	18,716	12,031	30,747	20,586	14,084	34,670	} 2 50	0 55
830	410	126	290	416	152	261	413		730
1,612	1,100	340	425	765	334	396	730	} 3 50	1 62
133,901	106,873	36,604	11,972	48,576	49,416	22,793	72,209		34,432
142,241	95,928	51,043	24,014	75,057	57,262	34,432	91,694	} 3 50	1 62
140,800	118,935	37,864	17,976	55,840	44,871	13,376	58,247		7,237
9,600	9,090	1,677	3,839	5,516	2,941	4,296	7,237	9,210	9,210
13,170	12,150	4,111	5,090	9,201	5,689	5,427	11,116	1,863	1,863
8,590	8,590	3,235	6,277	9,512	3,818	5,392	9,210	15,610	15,610
5,254	1,992	264	348	612	435	1,428	1,863	13,067	13,067
43,664	24,873	2,609	8,797	11,406	5,200	10,410	15,610	..	..
39,552	12,985	3,251	11,557	14,808	242	12,825	13,067	..	..
685,026	473,284	197,140	121,873	319,013	235,318	145,521	380,839	..	..
180	90	71	..	71	115	..	115	4 35	3 97
60,620	50,337	39,099	24,507	63,606	38,626	27,773	66,399	} 6 28	12 85
380,315	305,198	220,076	137,157	357,233	220,460	144,356	364,816		7
220	10	1	3	4	..	7	7	} 6 28	1 62
60	10	..	2	2	..	11	11		357,608
344,264	286,900	196,013	113,737	309,750	204,011	153,597	357,608	} 4 6	4 6
1,650	1,500	528	423	951	675	168	843		13,662
19,441	13,000	8,559	3,323	11,882	9,748	3,914	13,662	} 1 92	5 1
7,150	3,150	1,183	1,347	2,530	1,889	1,863	3,752		6,337
9,521	5,900	3,341	1,666	5,007	4,003	2,334	6,337	} 7 51	7 51
30,654	17,000	7,945	3,544	11,489	8,819	6,355	15,174		8,332
11,960	7,500	2,710	2,062	4,772	2,776	5,556	8,332	} 7 11	7 11
19,000	20,500	1,409	12,511	13,920	350	12,526	12,876		13,740
3,000	12,000	2,318	8,761	11,079	1,659	12,801	13,740	2,562	2,562
9,793	3,300	1,563	754	2,317	1,776	786	2,562	..	..
903,828	726,395	484,816	309,797	794,613	494,907	371,327	866,234	..	..

## STATEMENT

Civil district.	OF THE CIVIL DISTRICT.			WORKS SUPPLYING IRRIGATION.	
	Total area in acres.	Culturable area in acres.	Cultivated area in acres.	No.	Name.
1	2	3	4	5	6
Karachi Collectorate ..	5,498,556	1,863,867	450,029	39	Canals North of Kotri ..
				40	Bunds North of Kotri ..
				41	Kalri ..
				42	Baghar ..
				43	Pinyari ..
				44	Indus Canals Right Bank ..
				45	Indus Canals Left Bank ..
				46	Sattah Canal ..
				47	Bunds Right Bank ..
				48	Bunds Left Bank ..
				49	Other Canals (Mulchand).
					Total ..
Thar and Parkar Collectorate.	8,727,060	4,192,602	392,340	50	Jamrao Canal ..
				51	Eastern Nara ..
				52	Mithrao Canal ..
				53	Khipro Canal ..
				54	Thar Canal ..
				55	Hiral Canal ..
				56	Gharo Mahmudo ..
				57	Kari Shumali ..
					Total ..
Nawabshah Collecto- rate.	2,496,637	1,691,910	552,269	58	Jamrao Canal ..
				59	Nara Sang (Eastern Nara).
				60	Mehrabwah ..
				61	Nasrat Canal ..
				62	Naulakhil ..
				63	Dambro ..
				64	Dad Canal ..
				65	Ren Distributary ..
				66	Renwah ..
				67	Alibahar Kacheri ..
				68	Great Marak ..
				69	Gharo Mahumdo ..
				70	Other Canals in Hyder- abad Canals Division.
71	Other Canals-Nasrat Canals Division.				
					Total ..



## IV-E—contd.

Culturable area commanded by the Irrigation Works in col. 6 in acres.	Area at present estimated as annually irrigated by the Works specified in col. 6.	AREA IRRIGATED IN ACRES.						RAINFALL.	
		1923-24.			1924-25.			1923-24.	1924-25.
		Kharif.	Rabi.	Total.	Kharif.	Rabi.	Total.		
7	8	9	10	11	12	13	14	15	16
21,780	17,500	6,431	3,442	9,873	6,761	6,532	13,293	Ins. Cts.	Ins. Cts.
1,150	80	..	..	..	..	..	..	1 92	14 89
40,317	28,900	15,136	5,416	20,552	14,557	4,181	18,738	4 60	4 62
95,301	51,800	28,300	8,354	36,654	30,350	15,544	45,894	4 57	5 78
185,600	119,620	83,179	19,328	102,507	80,147	18,477	98,624	6 28	6 40
193,701	49,600	30,315	7,528	37,843	28,565	7,073	35,638	4 55	5 80
84,048	42,258	36,757	4,084	40,841	36,803	7,908	44,711	6 40	6 70
34,294	17,229	12,431	283	12,714	15,465	616	16,081	6 21	5 63
18,296	6,910	6,273	1,898	8,171	6,350	1,249	7,599	4 50	6 60
6,773	4,747	3,675	232	3,907	4,362	309	4,671	6 66	6 50
68,685	15,294	3,794	1,281	5,075	5,300	1,261	6,561	..	..
749,945	353,938	226,291	51,846	278,137	228,660	63,150	291,810	..	..
599,527	445,092	134,440	37,798	172,238	139,492	27,117	166,609	5 54	11 86
501,440	46,000	36,827	7,834	44,661	40,347	7,179	47,526	3 87	9 12
405,589	126,500	96,299	6,500	102,799	101,676	5,903	107,579	3 87	9 12
33,845	4,900	3,939	92	4,031	4,778	143	4,921	1 82	4 98
136,000	44,000	37,990	7,223	45,213	39,631	4,334	43,965	6 02	12 78
50,154	13,000	12,008	590	12,598	11,673	535	12,208	6 02	12 78
30,059	29,222	4,343	164	4,507	4,838	138	4,976	2 7	11 91
20,598	22,486	3,844	82	3,926	4,314	141	4,455	2 67	12 88
1,777,212	731,200	329,690	60,283	389,973	346,749	45,490	392,239	..	..
201,917	50,000	45,402	8,562	53,964	47,995	3,378	51,373	1 32	5 34
2,529	100	..	..	..	66	32	98	..	..
63,946	7,000	6,078	250	6,328	7,917	2,956	10,873	1 94	7 98
323,113	90,000	79,074	3,375	82,449	89,077	4,110	93,187	0 89	5 42
162,189	50,000	42,254	6,956	49,210	46,905	7,511	54,416	1 11	3 96
51,290	15,000	10,281	1,393	11,674	12,602	4,874	17,476	1 18	4 60
313,721	140,000	94,934	24,357	119,291	105,670	43,591	149,261	1 34	9 15
12,756	8,000	7,437	1,082	8,519	7,585	2,867	10,452	3 63	12 95
1,558	1,300	528	210	738	740	723	1,463	3 63	12 95
42,615	10,000	10,356	807	11,163	12,027	938	12,965	1 93	13 34
114,289	55,000	55,161	5,295	60,456	59,956	5,060	65,016	1 78	11 36
51,275	22,000	19,573	2,395	21,968	20,595	2,786	23,381	2 7	11 91
4,417	1,200	706	264	970	789	597	1,386	..	..
20,480	5,000	2,811	2,810	5,621	789	597	1,386	..	..
1,366,095	454,600	374,595	57,756	432,351	412,713	80,020	492,733	..	..

## STATEMENT

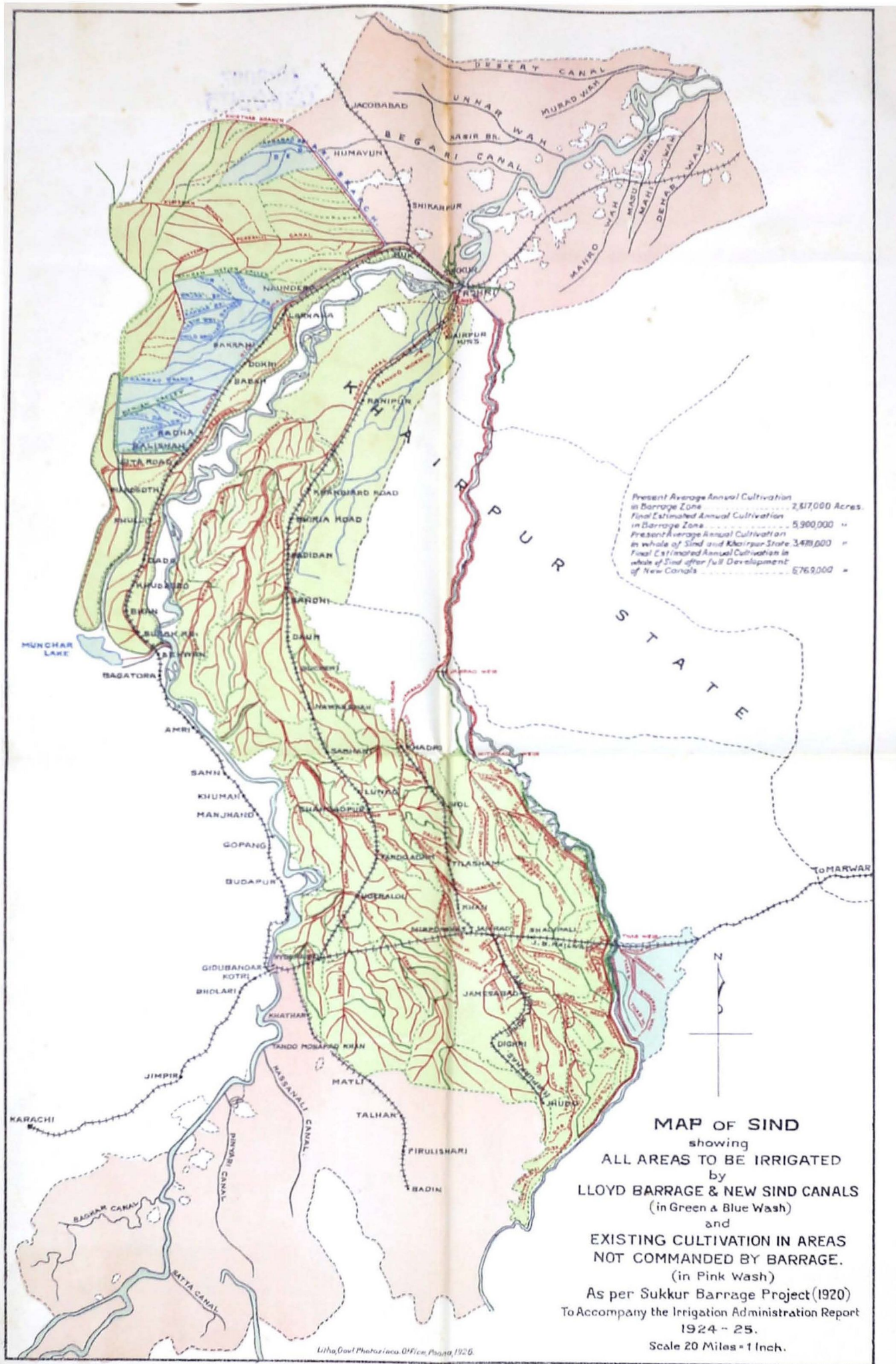
Civil district.	OF THE CIVIL DISTRICT.			WORKS SUPPLYING IRRIGATION.	
	Total area in acres.	Culturable area in acres.	Cultivated area in acres.	No.	Name.
1	*2	*3	*4	5	6
Hyderabad Collecto- rate.	2,833,818	2,306,089	675,183	71	Jamrao Canal ..
				72	Alibahar Kacheri ..
				73	Great Marak ..
				74	Gharo Mahmudo ..
				75	Sarfraz ..
				76	Kari Shumali ..
				77	Nasir ..
				78	Other Canals in Hyder- abad Canals Division.
				79	Fuleli Canal ..
				80	Hassanali Canal ..
81	Other Canals in Fuleli Canals Division.				
					Total ..
	27,254,778	14,033,662	4,242,386		Grand Total ..

\* Note.—The difference in the figures of columns 2, 3, 4, 7 and 8 as compared with the

## IV-E—concl'd.

Culturable area commanded by the Irrigation Works in col. 6 in acres. *7	Area at present estimated as annually irrigated by the Works specified in col. 6. *8	AREA IRRIGATED IN ACRES.						RAINFALL.	
		1923-24.			1924-25.			1923-24.	1924-25.
		Kharif.	Rabi.	Total.	Kharif.	Rabi.	Total.	15	16
		9	10	11	12	13	14	15	16
								Ins. Cts.	Ins. Cts.
7,267	1,782	2	89	2	1,606	176	1,782	1 93	13 34
32,748	9,228	6,393	1,474	7,867	7,304	1,924	9,228	1 78	11 36
153,395	60,166	44,762	11,597	56,359	45,347	14,819	60,166	2 7	11 91
120,368	29,695	24,577	2,482	27,059	25,980	3,715	29,695	3 62	13 47
188,355	35,493	31,627	2,438	34,065	32,886	2,607	35,493	2 67	12 58
136,515	35,008	28,563	3,152	31,715	30,540	4,468	35,008	2 62	14 50
286	53	26	21	47	13	40	53	..	..
454,423	433,534	329,689	82,741	412,430	332,563	100,971	433,534	4 76	11 82
92,748	20,289	16,407	2,163	18,570	18,368	1,921	20,289	4 64	11 58
80,833	27,353	21,497	3,304	24,801	23,157	4,196	27,353	4 64	11 80
1,266,938	652,601	505,209	109,461	614,670	517,764	134,837	652,601		
8,036,775	3,949,020	2,465,393	977,172	3,442,565	2,604,607	1,120,676	3,725,283		

figures of last year is due to revised figures reported by the Collectors.



**MAP OF SIND**  
 showing  
 ALL AREAS TO BE IRRIGATED  
 by  
 LLOYD BARRAGE & NEW SIND CANALS  
 (in Green & Blue Wash)  
 and  
 EXISTING CULTIVATION IN AREAS  
 NOT COMMANDED BY BARRAGE.  
 (in Pink Wash)  
 As per Sukkur Barrage Project (1920)  
 To Accompany the Irrigation Administration Report  
 1924 - 25.  
 Scale 20 Miles = 1 Inch.

**MAP OF SIND**  
 SHOWING  
**ALL AREAS IRRIGATED**  
 BY  
**EXISTING INUNDATION CANALS.**

AS PER SUKKUR BARRAGE PROJECT (1920)  
 TO ACCOMPANY THE IRRIGATION ADMINISTRATION REPORT,  
 1924-25

Scale 28 Miles = 1 Inch

Average annual cultivation  
 in whole of Sind 3,478,000 acres.  
 in barrage canals zone 2317,000.

