

# Administration

Report for the year,

1923-1924.

Vol. II: Irrigation works accounts  
and statistical statements

Government

1925





Public Works Department  
Bombay Presidency

# Administration Report for the Year 1923-24

Part II

Irrigation Works

**Accounts and Statistical Statements**

[Price—Rs. 5 As. 9 or 9s. 3d.]

Digitized by M. H. Panhwar Institute of Sindh Studies, Jamshoro.

پاران ایم ایچ پنهور انسٹیٹیوٹ آف سنڈ اسٹڈیز، جامشورو.

BOMBAY.

PRINTED AT THE GOVERNMENT CENTRAL PRESS

1925

Obtainable from the Superintendent of Government Printing and Stationery,  
Bombay, Poona; from the High Commissioner for India, 42 Grosvenor Gardens,  
S.W. 1, London; or through any recognized Bookseller.



Public Works Department  
Bombay Presidency

# Administration Report for the Year 1923-24

Part II

Irrigation Works

**Accounts and Statistical Statements**

BOMBAY  
PRINTED AT THE GOVERNMENT CENTRAL PRESS  
1925

# CONTENTS

	<i>Narrative Portion.</i>	PAGES
<b>I. General—</b>		
A. Details of Direct Expenditure .. .. .		i
B. Figures for Works for which Capital Accounts are kept .. .. .		ii—iii
C. Figures for Works for which no Capital Accounts are kept .. .. .		iii—v
D. Review of Irrigation .. .. .		v—vi
<b>II. Sind—</b>		
1.—Nature of inundation and rainfall .. .. .		vi
2.—Indus Right Bank Division—		
(i) Works for which Capital Accounts are kept .. .. .		vi—x
(ii) Works for which Capital Accounts are not kept .. .. .		x—xii
3.—Indus Left Bank Division—		
(i) Works for which Capital Accounts are kept .. .. .		xii—xvii
(ii) Works for which Capital Accounts are not kept .. .. .		xvii
4.—Protective Embankments .. .. .		xvii—xviii
5.—Indus River Commission .. .. .		xix—xxi
6.—Lloyd Barrage and Canals Construction		
North-Western and Western Circles .. .. .		xxii—xxiv
Rohri Canal Circle .. .. .		xxiv
Eastern Nara Circle .. .. .		xxiv—xxv
Lloyd Barrage Circle .. .. .		xxv—xxviii
7.—Miscellaneous .. .. .		xxviii—xxix
<b>III. Deccan and Gujarat—</b>		
1.—Northern Division—		
General remarks .. .. .		xxix
(i) Works for which Capital Accounts are kept .. .. .		xxix—xxxi
(ii) Works for which Capital Accounts are not kept .. .. .		xxxi—xxxiii
2.—Central Division—		
(i) Works for which Capital Accounts are kept .. .. .		xxxiii—xxxiv
(ii) Works for which Capital Accounts are not kept .. .. .		xxxiv
3.—Deccan Irrigation Division—		
General remarks .. .. .		xxxiv—xxxv
(i) Works for which Capital Accounts are kept—		
Works in operation .. .. .		xxxv—xxxviii
Works under construction .. .. .		xxxviii—xl
(ii) Works for which Capital Accounts are not kept .. .. .		
.. .. .		xl
4.—Southern Division—		
(i) Works for which Capital Accounts are kept .. .. .		xl—xli
(ii) Works for which Capital Accounts are not kept .. .. .		xli
5.—Scientific Works—		
(a) Engineering questions that have arisen .. .. .		xli
(b) Special Irrigation District .. .. .		xlii—xliv
(c) River gauging .. .. .		xliv

## *Administrative Accounts.*

Administrative Accounts, Public Works Department (Irrigation), for the Bombay Presidency and Sind .. .. .	1—404
---	-------

## *Statistical Statements for Irrigation Works, Deccan and Gujarat.*

Statement I-A—Statement showing size, command, length and cost of canals ..	406—411
Statement II-A—Statement showing details of catchment area, storage, command and cost of reservoir projects .. .. .	412—415
Statement I-B—Capital Account of Irrigation Works for, and to end of, 1923-24	416—431
Statement I-C, showing financial results of irrigation works for the year ending 31st March 1924. Realizations under main heads of revenue and working expenses .. .. .	432—437



	PAGES.
Statement II-C, showing general financial results of irrigation works for, and to end of, 1923-24 .. .. .	438—441
Statement III-C, demands and realizations during the year 1923-24 .. .. .	442—447
Statement IV-C, showing the financial results of irrigation works for 1923-24 based on assessments .. .. .	448—453
Statement I-E, showing areas irrigated and average discharges and duty of water in regard to irrigation works during 1923-24 .. .. .	454—459
Statement II-E, showing incidence of working expenses and assessed revenue on irrigation works during 1923-24 .. .. .	460—463
Statement III-E, showing quantity and value of crops irrigated during 1923-24 .. .. .	464—483
Statement IV-E—Comparative statement of irrigation and rainfall for the years 1922-23 and 1923-24 .. .. .	484—489
Statement F, showing remissions on irrigation works for the year 1923-24 .. .. .	490—491
Statement I-F, showing water-rates per acre in force during 1923-24 .. .. .	492—495
Statement G, showing areas and water-rate assessments during 1923-24 according to the system of classification adopted in fixing the scale of water-rates .. .. .	496—499
Statement H, showing operations of the year 1923-24 .. .. .	500—505

*Statistical Statements for Sind.*

Statement I-A—Statement showing size, command, length and cost of canals .. .. .	508—515
Statement I-B—Capital Account for irrigation works for, and to end of, 1923-24 .. .. .	516—519
Statement I-C, showing the financial results of irrigation works for the year ending 31st March 1924. Realizations under main heads of revenue and working expenses .. .. .	520—527
Statement II-C, showing general financial results of irrigation works for, and to end of, 1923-24 .. .. .	528—531
Statement III-C, showing general financial results of irrigation works for, and to end of, 1923-24 .. .. .	532—533
Statement IV-C, showing the financial results of irrigation works for 1923-24 based on assessments .. .. .	534—537
General Abstract of financial results of irrigation works for, and up to end of, 1923-24 .. .. .	538—560
Statement I-E, showing areas irrigated and discharges and duty of water in regard to irrigation works during 1923-24 .. .. .	562—563
Statement II-E, showing incidence of working expenses and assessed revenue on canals during 1923-24 .. .. .	564—567
Statement III-E, showing quantity and value of crops irrigated during 1923-24 .. .. .	568—578
Statement IV-E, comparative statement of irrigation and rainfall for the years 1922-23 and 1923-24 .. .. .	580—585

*Maps.*

Map of Deccan and Gujarat .. .. .	} At end of volume.
Index map of Sind .. .. .	

## LIST OF ILLUSTRATIONS

Lloyd dam in progress .. .. .	<i>Frontispiece.</i>
Jamshoro regulator, Fuleli Canal—Upstream view .	} Facing page xvi.
Do do. —Another view..	
Panoramic view of Lake Arthur Hill and Bhandar- dara dam—Upstream face .. .. .	Facing page xxxiv.
Bhandardara dam—View from right bank ..	} Facing page xxxviii.
Do. —View from downstream ..	
Lloyd dam in progress—Intersection of the Lloyd and Bhatgar dams .. .. .	Facing page xl.



## Administration Report of Irrigation Works in the Bombay Presidency for 1923-24.

### I—General.

#### A—DETAILS OF DIRECT EXPENDITURE

In the year 1923-24 the direct expenditure (excluding collection charges) on all the irrigation works throughout the Presidency amounted to Rs. 166 lakhs as compared with Rs. 139 lakhs in the previous year, and Rs. 129½ lakhs, the average. The total is classified and divided between the Presidency proper and Sind, as follows :—

	Deccan and Gujarat.	Sind.	Total.
	Rs.	Rs.	Rs.
Works .. .. .	41,47,170	38,16,537	79,63,707
Repairs .. .. .	6,66,456	33,14,037	39,80,493
Establishment .. .. .	15,97,119	24,68,051	40,65,170
Tools and Plant .. .. .	1,47,999	4,33,174	5,81,173
Other charges .. .. .	34,846	14,432	49,278
Gratuitous relief .. .. .	.....	.....	.....
Suspense account .. .. .	47,871	5,476	53,347
Deduct—Receipts and recoveries on capital account .. .. .	39,970	5,768	45,738
Deduct—Receipts and recoveries on revenue account .. .. .	620	8,795	9,415
Pensions, voted .. .. .	.....	752	752
<b>Total ..</b>	<b>66,00,871</b>	<b>1,00,37,896</b>	<b>1,66,38,767</b>

2. The distribution of the above expenditure under the several irrigation heads is given below :—

Heads.	Amount.	Remarks.
Capital Account—	Rs.	Rs.
Productive Works .. .. .	51,07,128	
Unproductive Works .. .. .	48,88,282	
	99,95,410	
Revenue Account—		
Productive Works .. .. .	30,76,388	
Unproductive Works .. .. .	13,99,964	
	44,76,352	
Works for which no capital Accounts are kept—		
1. Works for which only Revenue Accounts are kept .. .. .	—1,32,136	This amount pertains to "Suspense".
2. Works for which neither Capital nor Revenue Accounts are kept .. .. .	22,04,282	
Irrigation Works—Contribution Works .. .. .	14,219	Contribution.
3. Miscellaneous Expenditure .. .. .	63,515	
15-B. Navigation, Embankment, etc. .. .. .	17,125	
Famine Relief outlay on Irrigation Works .. .. .	.....	
<b>Grand Total ..</b>	<b>1,66,38,767*</b>	

*Note.*—In this report whenever "the average" is referred to, it is the average of the last three years unless otherwise defined.

B—FIGURES FOR WORKS FOR WHICH CAPITAL ACCOUNTS ARE KEPT

3. The receipts on capital irrigation works compared with the year's working expenses show a profit of Rs. 39,28,376 and Rs. 14,05,861 in Sind and the Deccan and Gujarat, respectively. If, however, interest charges on works in operation are taken into account the result shows a profit of Rs. 24,95,485 for Sind and a loss of Rs. 5,04,858 for the Deccan and Gujarat.

Class of Works.	Direct receipts.	Indirect receipts.	Total direct and indirect receipts.	Direct expenditure.			
				Capital.	Working expenses (including the share of collection charges).	Total.	
	Rs.	Rs.	Rs.	Rs.	Rs.	Rs.	
WORKS FOR WHICH CAPITAL ACCOUNTS ARE KEPT							
Productive	Deccan and Gujarat..	5,291	9,237	14,528	1,882	6,664	8,546
	Sind ..	4,36,408	68,75,526	73,11,934	51,05,377	34,57,686	85,63,063
Unproductive	Deccan and Gujarat..	24,38,407	11,990	24,50,397	48,40,948	10,52,400	58,93,348
	Sind ..	5,881	5,64,197	5,70,078	47,334	4,95,950	5,43,284
Total Deccan and Gujarat ..	24,43,698	21,227	24,64,925	48,42,830	10,59,064	59,01,894	
Total Sind ..	4,42,289	74,39,723	78,82,012	51,52,711	39,53,636	91,06,347	
Grand Total, Deccan, Gujarat and Sind, 1923-24 ..	28,85,987	74,60,950	1,03,46,937	99,95,541	50,12,700	1,50,08,241	
Grand Total, average (last three years) ..	27,33,360	50,43,593	77,76,953	53,29,599	41,28,193	94,57,792	

4. The area under works for which capital accounts are kept showed, on the whole, an increase of 128,350 acres when compared with the average. A large portion of this increase is due to certain canals in Sind which were formerly classed as works for which only revenue accounts are kept being now classed as capital works in compliance with paragraph 18 of the



Government of India letter No. 3 P. W., dated 24th September 1921. The areas and the estimated values of crops grown are contrasted in the following statement :—

	Area.			Value.		
	1923-24.	Average.	Difference.	1923-24	Average	Difference.
	Acres.	Acres.	Acres.	Rs.	Rs.	Rs.
<i>Productive.</i>						
Deccan and Gujarat ..	3,481	2,472	1,009	1,36,291	93,678	42,613
Sind .. .. .	3,038,718	2,936,208	102,510	9,38,68,605	9,48,85,842	—10,17,237
Total ..	3,042,199	2,938,680	103,519	9,40,04,896	9,49,79,520	—9,74,624
<i>Unproductive.</i>						
Deccan and Gujarat ..	263,888	271,700	—7,812	4,28,97,348	4,05,07,805	23,89,543
Sind .. .. .	314,711	282,068	32,643	91,16,473	76,51,735	14,64,738
Total ..	578,599	553,768	24,831	5,20,13,821	4,81,59,540	38,54,281
Grand Total ..	3,620,798	3,492,448	128,350	14,60,18,717	14,31,39,060	28,79,657

C—FIGURES FOR WORKS FOR WHICH NO CAPITAL ACCOUNTS ARE KEPT

5. These may be works for which neither capital nor revenue accounts are kept, or miscellaneous works. The classification "Works for which only revenue accounts are kept" has been abolished from this year. The receipts on these works are principally in the form of a share of the land revenue and are termed 'Indirect' and as such are book credits, so that figures of revenue appearing in the Finance Accounts, as distinguished from the statistical statements accompanying the Irrigation Administration Report, are very small, being for direct revenue only, *viz.*, proceeds from sale of water, etc. The area irrigated by these works showed a decrease of 52,720 acres when compared with the average. The decrease was consequent on certain canals formerly classed as "Works for which only Revenue Accounts are kept", being classed as Capital works as mentioned in paragraph 4 above. The following statements give a comparison of the figures for this year and the average :—

Class of Works.	Revenue.			Expendi- ture.	Net Revenue.
	Direct.	I ndirect.	Total.		
	Rs.	Rs.	Rs.	Rs.	Rs.
<i>Works for which no Capital Accounts are kept.</i>					
Works for which only Revenue Accounts are kept.					
{ Deccan and Gujarat ..	....	....	....	....	....
{ Sind ..	....	....	....	(a)—1,32,136	1,32,136
Total for 1923-24 ..	....	....	....	(a)—1,32,136	1,32,136
Average total (for trien- nium ending 1922-23)..	....	....	....	....	....
Works for which neither Capital nor Revenue Accounts are kept.					
{ Deccan and Gujarat ..	51,442	5,33,412	5,84,854	7,97,435	—2,12,581
{ Sind ..	14,119	10,52,913	10,67,032	15,55,742	—4,88,710
Total for 1923-24 ..	65,561	15,86,325	16,51,886	*23,53,177	—7,01,291
Average total (for trien- nium ending 1922-23)..	32,155	9,45,189	9,77,344	23,22,789	—13,45,445
Miscellaneous (Irrigation) Expenditure.					
{ Deccan and Gujarat ..	....	....	....	44,900	—44,900
{ Sind ..	....	....	....	17,863	—17,863
Total for 1923-24 ..	....	....	....	62,763 (b) 752	—62,763 —752
Average total (for trien- nium ending 1922-23) ..	....	....	....	44,637	—44,637
15-B.—Navigation ..	1,543	....	1,543	17,125	—15,582
Grand total for 1923-24 ..	67,104	15,86,325	16,53,429	23,01,681	—6,48,252

(a) Amount pertains to "Suspense." (b) Pensions voted.



Class of Works.	Area.			Value.		
	1923-24.	Average.	Difference.	1923-24.	Average.	Difference.
<i>Works for which neither Capital nor Revenue Accounts are kept.</i>	Acres.	Acres.	Acres.	Rs.	Rs.	Rs.
Deccan and Gujarat ..	150,454	159,445	- 8,991	69,15,583	86,49,360	-17,33,777
Sind ..	73,837	117,566	-43,729	24,47,355	41,34,073	-16,86,718
Grand Total ..	224,291	277,011	-52,720	93,62,938	1,27,83,433	-34,20,495

#### D—REVIEW OF IRRIGATION.

##### *Description of irrigation in Sind.*

6. The conditions of cultivation in Sind are very different from those in the Deccan and Gujarat. In Sind the rainfall is usually negligible and the cultivation depends almost entirely on canal irrigation which is dependent on the inundation of the river Indus. The canals, with the exception of a few perennial ones, flow for about four months during the year and the cultivation is limited to this period. However, when the Lloyd Barrage scheme is complete it will be possible to maintain the water level sufficiently high to give flow irrigation all the year round to a large area now irrigated by lift.

##### *Inundation and rainfall in Sind.*

7. The inundation of 1923 was a fairly good one although the river was low until the middle of August. The rainfall was scanty and of little use to cultivation.

##### *Irrigation and rainfall in the Deccan and Gujarat.*

8. In the Deccan and Gujarat, cultivation depends upon the rainfall, and the tanks and canals are useful for the purpose of growing more valuable crops or to counteract, if necessary, the bad effects of a deficient or irregular rainfall. The irrigation schemes in this part of the country involve the construction of storage reservoirs. The monsoon of 1923 was on the whole a failure as the rainfall was neither timely nor adequate. In Northern Gujarat, it was so much below the average that scarcity bordering on famine prevailed.

##### *Area irrigated and gross revenue.*

9. The area irrigated in Sind during the year was nearly 3·5 million acres as against 3·6 million acres of the previous year, and the gross revenue amounted to nearly Rs. 89½ lakhs as against Rs. 95 lakhs of 1922-23.

10. The total area irrigated in the Deccan and Gujarat was over 417,800 acres as against 446,000 acres of the previous year and the gross revenue amounted to nearly Rs. 30½ lakhs as against Rs. 31 lakhs of 1922-23.

## II—Sind.

### 1. NATURE OF INUNDATION AND RAINFALL.

#### *Character of the inundation.*

11. The inundation of 1923 was on the whole a fairly good one, although the river was low until the middle of August. The level of water reached the maximum at the end of August and continued high for a few days only up to the 6th of September.

12. The river rose to the fair irrigating level of 13·0 feet on the Bukkur gauge on the 20th of August, and this level or above was registered for a period of 16 days, as compared with 32 days in 1922, 28 days in 1921, 30 days in 1920 and 30 days the average. The fair irrigating level of 17 feet on the Kotri gauge was first recorded on the 29th June and this level or above was maintained for a period of 76 days as compared with 102 days in the previous year, 55 days in 1921, 49 days in 1920 and 69 days the average.

13. The highest readings for the year were 14·1 feet on the Bukkur gauge on 30th August and 21·9 feet on the Kotri gauge on the 6th and 7th September, as compared with 15·5 feet and 20·4 feet on Bukkur and Kotri gauges respectively in 1922, and the recorded maximum readings on these two gauges of 17·9 feet and 23·8 feet respectively.

#### *Rainfall.*

14. The rainfall during the year was insignificant.

### 2. INDUS RIGHT BANK DIVISION.

#### *(i) Works for which Capital Accounts are kept.*

#### *Desert Canal.*

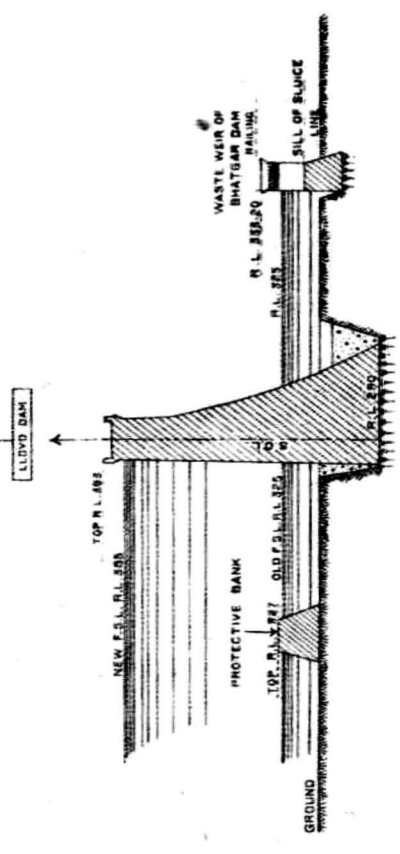

15. The Desert canal was opened on the 1st June 1923 with a gauge reading of 7·2 feet at the head regulator and ceased to flow on the 12th November 1923.

16. The river in front of the canal has now taken a favourable and fairly definite course and the dhand feeding it silted during the latter part of the season, but towards the end formed a new channel. During August heavy hill torrents breached the Desert, Uch and Frontier Rajwahs at many places, but for the loss of some crops on the Frontier Rajwah, very little damage was done to the other two canals.

17. A maximum level of 9·1 feet was admitted in the canal with the head regulator fully opened, against the designed full supply gauge reading of 10 feet. Rotations were started on 14th September 1923, an earlier date than usual owing to silting up of the feeding dhand. During the season full sully discharge or more was maintained for 40 days.

18. The Adiwah was opened on the 14th June, with a gauge reading of 1·7 feet at its head regulator, and ceased flowing on 12th September





Offset: Cont. Photostereo, Poona.

Lake Whiting District. Lloyd Dam in Progress, Feb. 1923.

Part of the Lloyd Dam that falls within the lake formed by the old Bhatgar Dam.

1923. The maximum gauge reading during the season was 6.2 feet. Owing to the low river in the beginning, the area brought under cultivation was small. The present head is a poor one and until the Indus changes its course, the Adiwah will not give satisfactory results.

19. The whole Desert canal system including the Adiwah was maintained at a cost of Rs. 1,45,791.

#### *Unharwah.*

20. The Unharwah was opened on the 1st June with a gauge reading of 3.3 feet at the Tori stop-gate head regulator and ceased to flow on the 16th October 1923. The maximum gauge reading on the downstream gauge during the season was 9.7 feet against 9.0 feet designed. On the whole the water supply in this canal was very good. The result of the canalization of the dhand by groyning was very satisfactory and the *balancing tanks* at the head of the canal proved very useful.

#### *Begari Canal.*

21. The Begari canal was to have been opened on 1st June but as the bund at its head had previously given way, water was admitted on the 26th May to the extent of 3 feet on the downstream gauge of the new head regulator. It ceased flowing on 16th October 1923. A maximum of 12.8 feet was let into the canal against the originally designed F. S. L. of 11.5 feet. Owing to the low river, rotations were resorted to twice in July and once in September, and practically all crops were matured with the help of late rains. The two tail branches, *viz.* the Eden and Sirwahs, have been suffering from deficiency of water for many years past. This year has also proved that expensive clearance in these branches is no real remedy for the shortage of water. The remedy lies in the reduction of dhoro karia sluices drawing excessive discharge between miles 50 to 70 of Begari. The partial "chabbing" of the dhoro karias during the present abkalani has proved that the designed supply or even more is obtainable in the above two branches when permanent reduction of the vents of these sluices has been effected.

22. Owing to the 'bund' at the Begari head having given way water also rushed into the Choi branch, causing several breaches which were all closed on 23rd May, and the canal then allowed to flow. On account of the low river the full supply gauge reading was seldom reached in this branch, and inter rotations had to be resorted to frequently.

#### *Mahiwah.*

23. The Mahiwah takes off from the Gudu dhand which was opened on 1st June; but owing to active erosion of the river at its head, it soon silted very badly in the head reach and in consequence all the canals fed by it suffered very seriously. The dhand was cleared in July and September and an auxiliary feeder was excavated, but with small results. The dhand ceased to flow on the 6th of September even with 12 feet at Bukkur. In spite of the dhand being cleared twice, the fall of the river from day to day caused a rapid decrease in the discharge and all the standing kharif crops suffered considerably. These serious conditions have

now occurred in two consecutive seasons, and a new mouth to the Gudu dhand is an urgent and pressing matter. This new mouth will be ready and in operation next year.

#### *Sehar Canal.*

24. The Sehar canal like the Mahiwah takes off from the Gudu dhand and its water supply was similarly affected. The abandonment of the Sehar Canal Project is under consideration on account of the proposed larger Ghotki Project into which the Sehar Project will merge.

#### *Sind Canal.*

25. The Sind canal was opened on 28th May and worked fairly well. It ceased to flow on the 28th September 1923. The low river at first gave great trouble to Colonel Fife's channel so much so that the channel got choked up with sand bars, but the conditions subsequently changed owing to a rise of the river. Two of its branches, *viz.*, Raiswah and Chota Begari suffered from a little deficiency at their tails.

26. A project is under consideration for constructing branch canals to take off above the Head Regulator to Colonel Fife's channel and a distributary from the 5th mile of the Mirzawah to irrigate lands suffering from chronic deficiency of water.

#### *Garkino Canal.*

27. The execution of the Garkino canal project which was put in hand towards the end of 1922-1923 season is nearing completion. The main canal was extended and the distributary excavated in the beginning of last year. Water had to be cut off at the head regulator owing to freshly constructed high banks in dhoros lower down the canal and only raised gradually as safety permitted. Owing to the failure of the contractor and the necessity for undertaking the work departmentally the canal could not be opened earlier than the 9th of July. It ceased to flow on 9th September 1923. The lands situated in the head portion of the canal below the railway embankment on the right bank are very high and cannot get flow water. It is therefore proposed to construct a rabi regulator a few takis below the railway embankment.

#### *Ghar Canal.*

28. The Ghar canal was opened on the 25th May 1923. The gauge at its head rose to a maximum of 12·8 feet on 28th August against 11·6 feet of the previous year. It worked very satisfactorily in spite of the low river.

29. The Ghar dhand continued to get its supply from the bye-river, which was formed in 1921 and worked very well. The bye-river got heavily silted in July and August but later on scoured out all the silt except in the first few takis. The dhand is being gradually canalized by side-groyning which has been very successful.

30. At the Larkana gauge the full supply level of 16·0 feet and over was registered for 34 days against the same number of days last year.



This level could have been obtained for a greater period, but as more water was not required lower down, it had to be cut off at the Fordwah head.

31. The Ford dhand having ceased to feed the Fordwah, the latter had to depend for its supply direct from the river. In consequence of severe erosion of the river opposite to the Fordwah mouth, a new feeder was excavated and kept ready in reserve for use in case of emergency which however did not arise. On account of active erosion the regulator at the head was carried away by the river along with the inspection bungalow.

32. The Naurang and Nurwah are the two main branches at the tail of the Ghar Canal. Both the canals worked satisfactorily as usual. The supply in the Gath and Chilo into which the Naurang bifurcates was good and in the Nasir and Vicholo, which are continuations of their tails, better. The Kur Dato which takes off the main canal at mile 37 worked satisfactorily.

33. The Nasrat ex Ghar which takes off from Ghar dhand above Ghar head also worked on the whole fairly well. It was opened on the 25th May and ceased flowing on the 30th September.

#### *Sukkur Canal*

34. The Sukkur Canal has two heads—the Rahuja head and the old head. The bye-river owing to the erosion at its mouth silted heavily. Attempts were made to scrape out the silt but the supply continued to be deficient until the river rose and overtopped its banks. Being too wide in several places the bye-river got silted lower down also. It is being canalized by side groynes. The Rahuja head was opened on the 27th May 1923. The maximum reading during the year was 13·1 feet against 13·0 feet in the previous year. The F. S. L. of 13 feet and over was admitted for three days against one day last year. It worked fairly well on the whole. The old head was as usual kept closed during the kharif season, and was opened on the 14th October 1923, just when the Rahuja head had ceased flowing. The river was late in rising and fell early. The old head was therefore opened earlier than usual in order to help the late sown kharif crops, which object was achieved. It ceased flowing on the 1st February 1923. The main canal worked fairly well on the whole.

#### *Pinyari Canal*

35. The Pinyari canal commenced flowing on the 28th February and finally ceased to flow on the 16th October 1923. The canal worked well but there was some deficiency at the tail due to excessive withdrawals in the upper reaches. To augment the supply in the canal, which in the past has deteriorated, six cuts were excavated above the head regulator and four below it. Out of the four cuts below the head regulator, two are flowing and the other two will flow next year. These cuts have improved the supply in the canal already but the dhand feeding the canal requires attention.

#### *Baghar Canal*

36. The Baghar canal commenced flowing on 20th February 1923 when Kotri read 9·0 feet and it ceased to flow on the 17th December 1923.

In order to utilize fully the water of the canal and to safeguard the cultivation during high inundation and avoid breaches, a head regulator is being constructed over it. Some other improvements such as removing bends and construction of cross regulators are under contemplation. There was a breach in the right embankment of the Baghar opposite the Kalankote dhand mile 3 on 4th September, but the damage done was not serious as the breach occurred during the latter part of the season when the river began to fall.

#### *Kalri Canal*

37. The Kalri canal commenced flowing on 31st May when Kotri read 14·8 feet and ceased to flow on 7th October 1923. As a result of heavy silt clearance and other necessary repairs, the canal worked satisfactorily in spite of the occasional fall in the river level. There were, however, complaints of deficiency in some of the branch canals in their tail portions due to excessive draw off in the upper reaches. Remodelling of the whole system, for which a survey estimate and a separate subdivision has been sanctioned by Government will soon be taken in hand.

#### *Sattah Canal*

38. The Sattah canal commenced to flow on 28th May when Kotri read 13·0 feet and ceased to flow on 26th November 1923. There was a good supply in the canal throughout the season. Deficiency of water supply was noticed towards the tail and to remedy this, reduction of karias in the first 8 miles, which draw off an excessive supply, is under consideration.

### (ii) *Works for which Capital Accounts are not kept*

#### *Western Nara*

39. The canal was opened on the 22nd May with a gauge reading of 7·9 feet but owing to the low inundation it did not reach its full supply level till the 14th of August. F. S. L. and above was maintained for 24 days. To augment the supply in the tail portion where the deficiency was severely felt, the gauge at the head was raised to 14·3 feet as against 12·8 feet its F. S. L. and 13·4 feet the highest let down in the past; this also greatly helped the flooding of a considerable area of land for rabi. Owing to the early fall of the river, rotations were resorted to which greatly helped to bring the early sown crops to maturity. In spite of heavy erosion at the head, Gharo B remained unaffected by silt. The set of the river was fairly favourable and it was not found necessary to open the Hamal mouth which was kept ready in reserve.

40. The new feeder to the Western Nara which was excavated in the year 1893 worked well for the first few years but since then has been a failure. It tails into the Nara at mile 33 where the water level is generally higher than that in the Feeder itself. The Feeder and the Kumbrani dhand are hopelessly silted and any expenditure on silt clearance will be a mere waste of money. A new dhand is in the course of formation below Kumbrani dhand and the question of feeding the new feeder from this dhand is under consideration.

*Pritchard Canal*

41. The canal was opened on 27th May and ceased to flow on 24th November 1923. It at present receives its supply direct from the main channel of the river. This year too there was erosion at its head but it soon subsided and gave no trouble. The masonry gap which was constructed last year at mile 0/6 right bank Pritchard canal, began to flow with 10·4 feet from 22nd August to 8th September. About 350 acres of rabi land were flooded through this gap. The branch canals got a fairly good supply.

42. The following principal works were completed or were in progress during the year under report :—

	Expenditure during the year.
Works completed—	
<i>Karachi Canals District</i>	
Raising and strengthening Baghar Uchito bund ..	13,448
Constructing an Udd sluice at mile 13/2 of Aghimani bund ..	5,780
[ <i>Western Nara District.</i>	
Wetting bund for new loop to Abad bund .. ..	48,100
Constructing masonry gap at mile 0/6 of Pritchard canal above regulator .. .. .	8,161
<i>Ghar Canals District</i>	
Raising and strengthening loop bund of 1901 behind Mitho Phulu bund mile 32/6 to 36/1 .. .. .	11,827
Raising and strengthening loop of 1900 behind Mitho Phulu bund mile 30/4 to 32/0 .. .. .	3,565
Works in progress—	
<i>Karachi Canals District</i>	
Raising and strengthening M. S. bund (Mulchand to Rajwah) miles 0 to 18/3 .. .. .	39,373
Constructing sluices in miles 21/3 and 41/4 of M. S. bund	12,755
Raising and strengthening M. S. bund mile 42—46 ..	12,160
Raising and strengthening old front Munarki bund miles 48/7 to 52/2 .. .. .	9,808
Raising and strengthening M. S. bund miles 20/1 to 29/1	25,000
Raising and strengthening miles 14/5 to 17/7 of Baghar Uchito bund .. .. .	5,342
Constructing new muharis along bunds season 1923-1924 ..	3,572
Constructing new outhouses attached to the P. W. Inspection Bungalow, Class I, at Sattah head .. .. .	3,950
<i>Western Nara District.</i>	
Constructing New Loop to Abad Loop .. .. .	99,517
Additions and alterations to sluices in Western Nara ..	9,413

Works in progress—	Expenditure during the year.
<i>Ghar Canals District</i>	Rs.
Raising and strengthening portion of the right bank Ghar Canal forming part of river embankment system ..	15,065
Raising and strengthening the Saidabad Jhali bund mile 12/5 to 18/4 .. .. .	9,507

### 3. INDUS LEFT BANK DIVISION.

#### (i) Works for which Capital Accounts are kept.

43. The canals in the Indus Left Bank Division fall into two groups, viz. (a) the Eastern Nara system, (b) canals taking off direct from the Indus.

44. Under (a) are the Nara River, the Jamrao, Mithrao, Khipro, Thar and Hiral canals all of which except the Khipro canal, which flows during the inundation only, are perennial. The Thar and Hiral canals are, however, closed on 1st December every year to save the land under their command from being water-logged.

45. Under (b) are the Dad, Nasrat, Fuleli, Hassanali and a large number of smaller canals, which are inundation canals though the Fuleli receives a fair rabi supply.

#### (a) The Eastern Nara System.

##### *Nara Supply Channel*

46. The Nara Supply Channel is an artificial cut 12 miles in length taking off the Indus on its left bank above Rohri and forming the mouth of the Nara river. Its discharging capacity is about 20,000 cusecs during high inundation. The Nara river below the channel has no regular banks, consequently when the discharge in it exceeds 5,000 cusecs water overtops the banks and spreads to the Flood Diversion Bund on the East, and to the hills on the West.

47. The maximum discharge entering the Nara Supply Channel during the abkalani of 1923 was 19,770 cusecs on the 29th August 1923. The minimum discharge recorded was 263 cusecs on the 12th February 1924 with a downstream gauge reading of 7.5 feet against 751 cusecs and 8.9 feet in the previous year. With the gauge reading of 8.9 feet, which was recorded on the 27th and 28th November 1923, discharges of 1,016 and 967 cusecs were recorded thus showing that the falling off in discharge was due solely to the low level of water in the river Indus and not to any deterioration in the channel.

48. Miles 0 to 6 of the channel were heavily silted at the beginning of the abkalani of 1923; but early in the kharif season this silt had scoured out and by the end of October the channel in these miles was quite clear of silt down to pavement level of the head regulator. Owing, however, to a change in the river course above, which brought the main current over to the left bank, a heavy deposit of silt was brought into the channel in the first week of November and this persisted right up to the middle of



May. But for this greatly improved discharges might have been expected. A slight reduction in silt level took place with the early rise in the river but it again became heavy about the third week in June when a prolonged and rapid rise took place in river levels. This silting has since remained constant and the anticipated scouring of the channel in the first six miles has not yet commenced.

49. Considerable progress was made with the excavation of cuts Nos. 5, 6, 7 and 8, the groyning of the channel and the dredging operations with the result that from mile  $7\frac{1}{2}$  to  $12\frac{1}{2}$  where cut No. 1 starts, the channel is now comparatively clear of silt and the lowest bed levels are considerably below those registered for several previous years. Cuts Nos. 5, 6, 7 and 8 were opened at the commencement of the abkalani of 1923 and have all worked well with the exception of the third section of Cut No. 5 (a very short length) and the lower half of Cut No. 8.

50. Unfortunately it was found quite impossible to throw embankments across the old river course even by closing the head regulator and success was obtained only in one case at considerable expense. With the two exceptions noted above, the Nara river has deserted its old course which has been silted up to ground level. There are indications that cut No. 5 is now completely occupied by the Nara river whilst work on cut No. 8 may require to be carried on next working season to force the Nara river down it. Cuts Nos. 1, 2, 3 and 4 have only just come into operation and will be reported on next year. The result of opening the lower four cuts has been a marked improvement in the hydraulic gradient in the Nara river in the first 14 miles and has brought about a lowering of the water level by over two feet at the 14th mile. This gives an increase of nearly two inches per mile to the hydraulic gradient which is very satisfactory. The results of their working during 1924-1925 will be watched and a further and fuller account will be given in the report for that year.

#### *The Nara.*

51. The length of the Nara from the end of the Nara Supply Channel to the Jamrao head works is about 96 miles, and from the Jamrao to the Thar weir about 100 miles. It commands over 500,000 acres of cultivable land. The area cultivated during the year on the Nara in the Eastern Nara District was 59,469 acres against 61,778 acres last year and 54,182 the average. The inner bunds constructed below the Makhi regulator have now become well consolidated and do not therefore give much trouble. There is a silt bar in the Nara near Bakar and the groynes constructed last year have proved successful in scouring and shifting the silt lower down. The Makhi dhand which is fed from the Nara through the Moorai and Bagdad sang sluices forms a reservoir for the storage of water for rabi cultivation on the Mithrao canal. Owing to inadequate supply in the Nara water could not be let into the Makhi dhand except for 10 days after rains when the Jamrao canal was closed.

#### *Jamrao Canal.*

52. The capital expenditure on this canal during the year amounted to Rs. 27,966 incurred mainly on (1) constructing an office building for

the Executive Engineer, Southern District Jamrao Canal, (2) constructing a bungalow at Mirpurkhas for that officer, (3) constructing a distributary ex 103rd mile Jamrao canal, (4) constructing a distributary ex 113th mile Jamrao canal, (5) Extension of Mubarak Minor, (6) constructing a bund across Jamrao canal weir at head and a few other small works. The canal and its minors were maintained in good order throughout the year. Two attempts were made to clear the approach channel of silt, the first attempt which was unsuccessful was made in August when the Jamrao was closed owing to rainfall and the second which was quite successful was made at the end of September when the Nara discharge began to fall rapidly. Except on these two occasions the undersluices were kept tightly closed throughout the kharif season and all regulation was done with the weir regulator from 21st March 1923 to 28th October 1923. The maximum discharge measured above the weir was 11,642 cusecs on 9th September 1923 and the minimum was 289 cusecs on 11th February 1924.

53. The area cultivated during the year was 226,204 acres as compared with 242,400 acres of last year and 201,740 acres the average. The area under cotton was high, *viz.* about 127,151 acres as compared with 110,900 acres in the last year and 86,698 acres the average. The rainfall was much below the average but it was timely for the crops grown in the Southern District where it did immense good. The total area cultivated under Adhawa crop was 6,460 acres. The kharif area was more than last year but the area under bajri showed a decrease owing to an increase in the area of cotton. The rabi area was 44,037 acres against 67,800 acres of last year and 41,248 acres the average. The fall in the rabi area was entirely due to a very unsatisfactory supply in the Nara which fell to 700 cusecs after 1st December 1923 and to 500 cusecs and less after 5th January 1924 at Nara head. An allotment of new land to the extent of 5,405 acres was made during the year on this canal.

#### *Mithrao Canal.*

54. This is a perennial canal taking off the Nara above the Makhi regulator. In spite of the completion of the Makhi left bank distributary which supplies water to lands above 9th mile thus relieving the Mithrao of a great drain of water through direct outlets, the full supply level of 10 feet at the 9th mile regulator (Kanher) which is now required for giving full supply to the 9th mile right and left bank branches had to be maintained by means of rotation. The Mithrao canal was worked throughout the year with rotations owing to an inadequate supply.

55. Makhi left bank distributary and Chotiari Minor worked fairly satisfactorily except in their tail portions where great deficiency was felt owing to karias in the upper reaches drawing water in excess of their fair share. The Makhi right bank distributary gives trouble owing to deposit of silt at its head which reduces the supply at the end of the season.

56. The extension of the 9th Mile right and left bank branches with Santor and Kandiyari Minors is nearly completed and will be opened in the abkalani of 1924 right up to the extreme tails.

57. The 30th Mile left and right bank and 45th right and left bank distributaries worked fairly well. Some improvements to the 30th and 45th Mile left bank distributaries are necessary and the question is under consideration.

58. The area cultivated during the year was 102,799 acres, as compared with 97,800 acres in the last year and 88,201 acres the average.

#### *Hiral Canal.*

59. The Hiral canal was opened on 20th May 1923 and worked fairly satisfactorily.

60. The cultivation during the year was 12,598 acres against 14,700 in the last year and 13,462 acres the average.

#### *Thar Canal.*

61. This canal was opened on 20th May 1923. Owing to the supply in the Nara being insufficient rotations had to be resorted to on the main canal and water was properly distributed in all branches and distributaries.

62. The cultivation during the year was 45,213 acres against 47,000 during the last year and 43,235 acres the average.

63. The 3rd Mile right and 7th Mile left bank distributaries did not work this year also satisfactorily throughout their length though they were regraded, as the upper karias were drawing excess water. The reduction of karia heads will be carried out during 1924-1925.

#### *Khipro Canal.*

64. This canal commenced flowing on 18th May 1923 with only 1·3 feet of water. Owing to the construction of the weir across the Nara below the mouth of this canal, the supply was much better, although not so satisfactory as was expected, owing to the low inundation and the consequent low discharge coming down the Nara.

65. The cultivation during the year on this canal was 4,031 acres against 3,800 acres in the last year, and 2,713 acres the average.

### (b) Canals taking off direct from the Indus.

#### *Nasrat Canal.*

66. The Nasrat canal was opened on 26th May 1923 and closed on 1st October 1923. It got full supply level for only 10 days, from 27th August to 5th September. The supply was equitably distributed by rotations. The deficiency at the tail is chiefly due to the excessive draw off by a large number of karias in the upper reaches and the question of sluicing them is under consideration. The zamindars on this canal have now a tendency to increase cotton cultivation, but the early supply required for the crop is not available every year.

67. The cultivation during the year on this canal was 82,449 acres against 80,200 acres in the last year and 79,500 acres the average.

68. An allotment of 30 acres of new land was made on this canal during the year.

*Dad Canal.*

69. This canal was first opened on 15th May 1923 but as the people were not ready with their rice cultivation it was partially closed on 19th May to avoid breaches at the tail and not fully reopened till the 3rd June 1923. It obtained full supply for 50 days and was closed on 14th November 1923. Rotations were resorted to during June, July and the latter half of September 1923 in order to ensure an equitable distribution of water.

70. The cultivation during the year was 127,810 acres against 126,500 acres last year and an average of 116,122 acres.

71. New land to the extent of 1,373 acres was allotted during the year.

72. The Ren Distributary which takes off from the Dad canal receives a good supply when there is a sufficiently high level of water in the parent canal and at other times it gets its share by rotation. Breaches occurred at mile 6/3 where it crosses the old Renwah and were closed in time. Sand trenches have been provided during the year at this and other places to avoid such breaches in future.

73. New land to the extent of 65 acres was allotted during the year.

*Naulakhi.*


74. The Naulakhi canal was opened on 25th May 1923 and closed on 20th October 1923. Heavy clearance was carried out during the year as much silt had been carried into the canal owing to erosion on the left bank of the Indus above the mouth of the canal in the previous year. There is a general cry of deficiency at the tail owing to excessive draw-off by karias in the head portion and it is therefore proposed to reduce the sluices of such karias next year.

75. The area cultivated during the year was 49,210 acres against 50,900 acres last year and 44,635 acres the average.

*Fuleli Canal.*


76. This canal worked very well during the year. The river was favourable at the head of the canal where there was neither silting nor scouring. The new head regulator was practically completed during the year and the new cut at the head was opened on 19th April 1924. Groynes were constructed at places of erosion along the canal. The work of raising and strengthening the banks of the canal was taken in hand in the Dero Mohbat and Badin sub-divisions and is still in progress. The level of 17.5 feet was safely maintained on the downstream side of the Alipur regulator.

77. The area cultivated during the year was 412,430 acres against 410,600 last year and an average of 396,976 acres.



**Jamshoro Regulator (Fuleli Canal)—Upstream View.**





Head Regulator Over Fuleli at Jamshoro—Upstream View.

*Hassanali Canal.*

78. The main canal does not silt much owing to a good draw-off in the tail portion. Groynes were constructed at its head to reduce the width and so prevent silting. The canal worked satisfactorily.

79. The area cultivated during the year was 18,570 acres against 17,500 acres cultivated last year and 16,969 acres the average.

*Canals in the Hyderabad Canals District.*

80. All the canals in this District worked satisfactorily except the extreme tail of Sarfraz which had no water and the tail of Nasir where the deficiency was partially relieved by allowing 'Gupchick' clearance and resorting to internal rotations.

81. The work of constructing a second class bungalow between Shahdadpur and Saidabad was completed.

82. The cultivation in the whole of the Hyderabad Canals District, excluding that on the Ren distributary, for the year was 262,595 acres against 263,400 in the last year and 255,139 acres the average.

*(ii) Works for which Capital accounts are not kept.*

83. The Gharo Mahmuda, Kari Shumali and Nasirwah in the Hyderabad Canals District and Naulakhi and Dambhro canals in the Nasrat Canals District and other canals in the Fuleli Canals District were transferred from the head "works for which only Revenue accounts are kept" to the head "55-A—Irrigation Works" and the remaining canals such as Mehrab and other canals in the Nasrat Canals District, Renwah and other canals in Hyderabad Canals District were transferred to the head "15-Other Revenue expenditure financed from ordinary Revenues A-Irrigation Works—Works for which neither Capital nor Revenue Accounts are kept". These canals worked fairly well.

## 4. PROTECTIVE EMBANKMENTS.

*Kashmore Bund.*

84. The maximum gauge readings recorded at important places of the Kashmore bund, viz., miles 4-0 of 1896 Loop, 7-3 of Tori Loop and 10-3 of Haibat Loop were 9·7, 9·5 and 9·3 feet respectively. The water touched the above loops from June to the middle of September, but on account of low river in the beginning and a very short period of high water, there was no trouble whatsoever. There was slight erosion opposite miles 4, 5 and 6 of 1896 Loop. An emergency loop behind miles 3-5 to 6-0 is under construction. The maximum distance between the edges of the river and the 1896 Loop at mile 4-4 was 336 feet.

85. The water touched almost the whole length of Sukkur Begari bund in Shikarpur Canals District, but for a very short time. A few breaches and leaks occurred in wetting embankments. They were immediately detected and closed. There was not so much water as to cause any anxiety.

86. The bunds in the Ghar Canals District were carefully patrolled specially from miles 12 to 20 of Saidabad Jhalli bund and between miles 30 and 36 of the Mitho Phulu bund. As a result of active erosion at the

Fordwah head, the front Mitho Phulu bund was washed away. Against the Saidabad Jhalli bund also the river level was higher than that of 1914. In spite of such an adverse river, the bunds stood the pressure well. Both the bunds have been raised and strengthened at a cost of Rs. 39,964.

87. The length of the river bunds in the Western Nara District is 101 miles. This year water touched the bunds in certain lengths but nowhere gave trouble. Karias excavated last year for wetting the bunds brought in early water and proved effective. In consequence of the river keeping close and active against the Abad bund, a loopbund was constructed last year. Judging from the present set of the river it appears that there is no immediate danger to the Abad bund.

88. In the Karachi Canals District a line of bunds to check river spill runs along the right bank in a length of 57 miles and along the left bank in a length of 94 miles. There was active erosion opposite miles 0-1 to 1-6 of Sonda Hillaya bund, opposite miles 5-4 to 7-0 of Thahimani Gulel loop and opposite miles 3-1 to 4-5 of Kokawari bund. The Sonda Korai loop on the right bank constructed last year is in great danger and the construction of another retired loop is considered necessary and plans and estimates for it are under preparation. The river has touched the Thahimani Gulel loop at mile 6-1 and it is likely that the whole loop will be washed away during the ensuing abkalani. There is however another loop behind it (Juna Thahimani) which will protect the country against floods. On the left bank the Kokawari bund is in danger. A new loop called the Kokawari loop is under construction.

89. The total length of bunds in the Nasrat Canals District is 15 miles. They all stood water pressure well. Last year the banks of Suhaganwah were raised and this year those of Herbertwah were raised and strengthened to prevent damage to standing crops due to flooding.

90. The Ren bund is  $3\frac{3}{4}$  miles in length and is intended to protect the country served by the Ren distributary from floods. The bund was wetted and patrolled by the establishment. There was no breach or leak in it.

91. All river bunds in the Fuleli Canals District except Berwari Jamshora Loop and Malh were touched by the river. There was heavy wave-wash against the Jamshora bund which was checked by constructing *juck work*. In places where it was excessive *twas* and *punkhas* with gunny bags were placed. The critical point of the bund was at Wakuri opposite the new regulator where patrol was kept.

92. Water touched the Hajipur bund on 18th June 1923 at Miles 1-3 to 2-0, 14-5 to 14-6 when Kotri gauge read 15.2 feet. It was necessary to wet the bunds by means of cuts in the banks of canals before spill water came from the river. Cuts were therefore made in the bank of Wasing, Nurwah, Khairwah and Khokharwah and practically the whole length of the bund from 0 to 9 miles was thus artificially soaked. The bund from mile 14-3 to 14-6 was subject to heavy wave-wash. Though there is stone pitching in this portion, danger was averted by putting in *juck work* and a strong *muhari* was made in front by the establishment. The Hajipur bund at mile 3-0 to 3-5 has been stone pitched, so also the pitching of Budhka loop was taken in hand during the year and is still in progress.

## 5. INDUS RIVER COMMISSION.

*Indus River Commission Works and their classification*

93. The expenditure on the works including surveys carried out under the direct supervision of the Chief Engineer in Sind, during the year under report was charged to "15, Other Revenue Expenditure financed from ordinary revenues—Works for which neither Capital nor Revenue Accounts are kept".

*Surveys of the Indus.*

94. The Indus from 16 miles above Kashmore to the bifurcation at the Delta for a length of 515 miles, the first 20 miles of river Haidri and the upper 6 miles of river Ochito were surveyed and plotted. The total length of the survey traverses done during the year was 895 miles showing a decrease of 16 miles as compared with the previous year's record.

*Demarcating of District and Khairpur State Boundaries.*

95. The work of demarcating district boundaries has been carried out in a length of 10 miles only for want of funds. There remain 40 miles to be done still in addition to the gaps to be completed near Sita and Dadu. There was good progress made on the work of maintaining the Khairpur State boundary. The boundary of katcha Beli Gazi forest was also demarcated.

*Inland Dhand Survey.*

96. The work of surveying inland dhands was commenced during the year from a point on the river banks opposite the head of Mahiwah in the extreme north of the Province of Sind and completed up to Sukkur.

*River Gauges.*

97. The Indus river discharge observations continue to be conducted by the Indus River Gauging District.

98. Gauge readings of the river were taken daily at 11 stations, twice a week at 4 stations, and weekly at 6 stations. The maintenance of all these gauges is necessary for the purpose of fixing the high flood levels for the river embankments, for recording the changes in the level of supply at canal mouths and for observing any permanent change in the level of the river. The automatic self-recording gauge at Bukkur has been working satisfactorily.

*Scientific works and discharges of the Indus.*

99. Discharge and other special observations were continued at Sukkur and Kotri as usual. The results will be published in the Indus River Commission Records. The total monthly discharge at Sukkur during the inundation season and the minimum, maximum and average

discharges of the year compared with the results of the previous four years are as follows :—

Month.	1919-20.	1920-21.	1921-22.	1922-23.	1923-24.
	Cusecs.	Cusecs.	Cusecs.	Cusecs.	Cusecs.
June .. ..	8,350,000	6,452,000	5,377,740	9,971,573	7,030,265
July .. ..	12,186,000	15,422,000	9,297,557	13,219,431	9,535,084
August .. ..	14,082,000	14,506,000	14,623,091	14,413,531	15,129,163
September .. ..	7,488,000	4,793,000	7,762,473	11,603,767	8,799,072
Total .. ..	42,106,000	41,173,000	37,060,861	49,208,302	40,493,584
Average discharge ..	345,131	337,485	303,777	403,347	331,915
Maximum discharge ..	506,352	626,406	605,278	591,797	633,466
Minimum discharge June to September ..	135,136	102,600	96,869	168,815	114,528
Minimum discharge observed throughout the year .. ..	31,017	22,532	35,894*	32,449	30,076

\* The figure as reported for 5th February 1922 has been adopted and is different from that mentioned in the Report for 1921-22 as occurring on 10th December 1921.

100. The discharge observations of the Indus at Mithankote below its junction with the Chenab were also taken as in the previous year.

*Extensions and Improvements and Special Repairs.*

101. The estimated cost of works under these heads sanctioned or approved during the year 1923-24 by the Indus River Commission for execution by the Executive Engineers and by the Commission is as follows :—

District.	Extensions and Improvements.	Special Repairs.	Total.
	Rs.	Rs.	Rs.
<i>Indus Right Bank Division.</i>			
Western Nara .. ..	23,494	5,911	29,405
Karachi Canals .. ..	95,541	78,594	1,74,135
Begari Canals .. ..	2,217	96,217	98,434
Shikarpur Canals .. ..	670	2,11,597	2,12,267
Ghar Canals .. ..	33,878	....	33,878
<i>Indus Left Bank Division.</i>			
Fuleli Canals .. ..	29,434	....	29,434
Nasrat Canals .. ..	5,423	....	5,423
<i>Indus River Commission.</i>			
Works under the direct control including Indus River Gauging District .. ..	25,923	270	26,193
Total .. ..	2,16,580	3,92,589	6,09,169



*Works under the direct control of the Indus River Commission.*

102. The total expenditure incurred and accounted for by the Indus River Commission was :—

	Rs.
Works .. .. .	16,206*
Repairs .. .. .	29,119
Establishment .. .. .	1,12,822
Tools and Plant .. .. .	15,214
Grand total .. .	1,73,361

*Erosion.*

103. Heavy erosion of the right bank of the river in Western Nara and Ghar Canals Districts which began in the previous year has been going on. The retired loop behind this section, *viz.*, the Abad loop started last year has now been completed.

104. Erosion has also been very heavy in the Karachi Canals District in front of Sonda-Hilaya bund and the Gulel-Thahimani bund on the right bank and opposite Kokawari bund on the left bank. The Sonda-Korai bund constructed during the year under report is in danger and the construction of a retired loop may have to be taken in hand. Behind the Gulel-Thahimani loop there already exists a retired loop, *viz.*, Jumo-Thahimani loop. The latter was constructed last year at a cost of Rs. 3,95,000 and will afford protection against river floods in event of erosion, which however has now become less active. Behind miles 3/1 to 3/5 of Kokawari bund on the left bank a new loop called the Kokawari loop is under construction.

105. In the Shikarpur Canals District erosion still continues opposite Garhi-Adushah village on the right bank along Sukkur Begari bund mile 16, but this section is protected by a double line with a strong retired loop.

106. There was heavy erosion in the Begari Canals District opposite 1896 loop of Kashmore bund on the right bank and an emergency loop estimated at Rs. 88,487 has this year been constructed to maintain intact the double lines of river bunds in this district.

## 6. LLOYD BARRAGE AND CANALS CONSTRUCTION.

107. During the first three months of the year the close contour survey and the plotting of the contours, which was started in September 1921, under the then Superintending Engineer, Sukkur Barrage Division, was completed on the right bank of the river Indus, while satisfactory progress was made with the field work in the left bank area.

108. The Secretary of State for India having finally sanctioned the Project in April 1923, subject to the final approval by the Local Legislature, the Bombay Legislative Council resolved in June 1923 to start the work of construction of the Barrage and the Canals from 1st July 1923. The

\* This figure includes Rs. 4,785 spent on demarcation of boundaries between districts on the river side in Sind which were charged to "41, Provincial Civil Works."

establishment for the whole scheme comprises one Chief Engineer, six Superintending Engineers of Circles, 30 Executive Engineers of Divisions, one Revenue Officer and a separate Audit Officer. Of the six circles five were opened during the year. The sixth will be opened when the need for it arises. These circles consist of the following executive charges :—

*Lloyd Barrage Circle.*

1. Right Bank Works Division.
- \*2. River Works Division.
3. Left Bank Works Division.
4. Quarries and Stone Supply Division.
5. Power Supply and Workshops Division.
- \*6. Communications Division (Fleet and Railways).
- \*7. Nara Supply Channel Cut Division.
- \*8. Stores Division.

*North Western Circle.*

1. Western Head Division.
2. Khirtar Head Division.
- \*3. Khirtar Tail Division.
- \*4. Begari Remodelling Division.

*Rohri Canal Circle.*

1. Rohri Canal No. 1 Division.
2. Rohri Canal No. 2 Division.
3. Rohri Canal No. 3 Division.
- \*4. Rohri Canal No. 4 Division.
5. Rohri Canal No. 5 Division.

*Western Circle.*

1. North Western Canal Division.
2. South Eastern Canal No. 2 Division.
3. South Eastern Canal No. 3 Division.
- \*4. Central Rice Canal No. 2 Division.

*Eastern Nara Circle.*

- \*1. Nara Supply Division.
2. Puran Dhoru Division.
3. Mithrao Remodelling Division.
- \*4. Thar Division.

*\* Drainage Circle.*

1. Northern Right Division.
2. Southern Right Division.
3. Rohri Canal Drainage Division.
4. Eastern Nara Drainage Division.

---

\* Not opened during year.

Of the total 29 executive charges 14 were opened during the year and these are in charge of 13 permanent, and 1 temporary, Executive Engineers. The total number of Sub-divisions opened during the year was 40.

109. The Revenue Officer, Lloyd Barrage and Canals Scheme, assumed charge of his duties on the 17th December 1923, while the Audit Office was opened from 1st December 1923. Except for the Lloyd Barrage Circle which has its head-quarters at Sukkur, the head-quarters of the remaining circles have for the present been fixed at Karachi.

110. The whole scheme is divided for the purposes of this report into 4 sections :—

- (1) Right Bank Canals.
- (2) Left Bank Canals.
- (3) Eastern Nara Works.
- (4) The Barrage.

111. The Right Bank Canals are in charge of the Superintending Engineers, North Western and Western Circles. They comprise (1) the North Western Perennial Canal and its branches, (2) The South Eastern Perennial Canal and its branches, and (3) The Central Rice Canal.

112. The Left Bank Canals consist of the Rohri Canal, its branches and 2 feeders—the Khairpur East and West—and are in charge of the Superintending Engineer, Rohri Canal Circle.

113. The Eastern Nara Works consist of the Eastern Nara, Jamrao, Mithrao, Thar and Hiral Canals and are in charge of the Superintending Engineer, Eastern Nara Circle.

114. The Barrage with the river training works and the head works of the Main Canals is in charge of the Superintending Engineer, Lloyd Barrage Circle.

#### *North Western and Western Circles.*

115. A good deal of time was spent in organising offices, recruiting establishment and procuring materials, scientific instruments and such other equipment as was immediately required. Energies were concentrated on the problem of buildings for staff and inspection purposes and on preparing the final alignment and design of the canals and branches. The location of the new buildings provided in the project was investigated and the sites therefor selected, standard plans were evolved and estimates for definite structures were prepared and arrangements made for commencing the construction of the buildings as rapidly as possible.

116. Detailed investigations necessitated an important alteration in the alignment of the North Western Perennial canal and the transfer of part of its command partly to a new branch called the Warah Branch *ex.* this canal and partly to the tails of the Ratodero and Shahdadkot Branches. The alteration lies in the selection for the North Western Perennial canal of an alignment which is a combination of the projected alignments of the North Western Perennial canal from head to mile 16th and the first 17

miles of the Khirtar Branch and the taking off of a new branch from mile 16 of the main canal, called the Warah branch, (2) the taking off of the Khirtar branch and its extension of a point further south to that proposed in the project and (3) the taking off of a new branch called the Shahdadkot Branch.

117. The Warah Branch which will be 74 miles in length follows a course 7 miles (at the maximum) south of the sanctioned alignment for the North Western Perennial canal but runs generally in the same direction as the latter and will end about 3 miles to the north-west of the tail of the main canal as shown in the sanctioned project alignment.

118. The fresh close contouring of the Right Bank area has disclosed certain errors in the old contours on which the project was framed, and has revealed more distinctly the ridge and valley lines pointing to the re-alignment of the main canal and branches which work can now be turned very accurately.

119. Similarly about 50 miles of the alignment of the South Eastern Perennial canal below the point where it crosses the North Western Railway at Naodero has been moved from 3 to 4 miles to the westward, as investigations showed that it was unsafe to adhere to the project alignment which followed the river bund line throughout its length and in places crossed valley lines (new contours) and would have resulted in a very expensive canal.

120. The project alignment of the Central Rice canal which has not yet been fully investigated, has for the present been maintained except in the portion which swings round Larkana, where the canal has been brought nearer that town.

121. The alterations in alignments are the result of the most careful investigations and are a decided improvement on the project ones (based as they were on inaccurate contours) resulting in better distribution and drainage systems as well as an appreciable saving in quantities of earth-work.

#### *Rohri Canal Circle.*

122. As in the case of the North Western and Western Circles, the first two or three months were spent in organising offices, recruiting establishment and providing materials and equipment, preparing final alignments and designs of canals and branches, location of new buildings and arrangements for commencing the construction of buildings. In addition, the close contour survey of an additional area in the Tando Bago taluka, which it may be possible to conveniently command, and the preliminary surveys of the main canal from mile 1 to 82 with its branches were completed, while those of miles 82 to 119 with the Dad, Nasrat and other branches were taken in hand.

#### *Eastern Nara Circle.*

123. The Circle was in charge of the Superintending Engineer, Rohri Canal Circle, in addition to his own for about 3 months and this period

was spent in organising offices, recruiting establishment and procuring materials and equipment and making arrangements for starting the work of the contour survey in this tract. The work during the remaining period of the year was confined to the completion of the contour survey of the tract, the surveying and taking of cross section at every 1,000 feet of the Nara from its head to mile 45, from Jamrao Head to Thar Weir and from Thar Weir to the tail end of the Mithrao canal.

124. Similarly the work of surveying and taking cross sections of the Dhoro Puran from Mirpurkhas to Jhudo to determine the best drainage system, was taken in hand. The longitudinal and cross sections of the Jamrao canal and its branches, distributaries and minors were completed for an aggregate length of 600 miles. Secondary levelling of the secondary bench mark line 8—Nabisar to Gorchani—which had been omitted by the Government Trigonometrical Survey authorities was accurately levelled in a length of 52 miles and bench marks fixed.

125. The location of new buildings provided in the project was investigated and the site plans for all inspection bungalows were prepared.

126. Information regarding culturable areas and discharges of the existing canals and branches was collected and the plotting of the survey, etc., and the preparation of the detailed project was taken in hand.

127. The construction of two bungalows for Executive Engineers at Mirpurkhas was commenced.

#### *Lloyd Barrage Circle.*

128. In this concentrated Circle a number of works including laying of railway line, survey and layout of the quarries and quarry-sidings and construction of bungalows and quarters for officers and other staff were taken in hand.

129. The works in this Circle may be summarised under the following heads :—

- (1) Land.
- (2) Township including water-supply.
- (3) Other works.
- (4) Railways and Quarries.
- (5) Plant.

130. *Land.*—The acquisition of land required for the new township and other works on both banks of the river was pushed on, and possession of the major portion of the area required was obtained on the right bank while satisfactory progress was made in similar acquisition on the left bank.

131. *Township.*—The construction of 18 bungalows and 265 sets of quarters of all types at a cost of approximately Rs. 5 lacs was commenced and is well advanced. The township is connected by service roads which have been laid down and partly metalled. An oil-engine with 8" Centrifugal pumping plant has been erected and housed on the river bank for supplying water required for building operations and gardens.

132. *Other Works.*—Guide banks were constructed on both sides of the river. The right upstream guide bank forms the main approach road to the township and works area. The river-side slope has since been faced with stone pitching 1' 3" thick. This is as far as it is possible to complete the bank until after the construction of the canal head regulators which work will be carried out concurrently with the barrage itself. The left upstream guide bank is required for communication between the quarries and the barrage. This bank will eventually form a river-side boulevard connecting the town of Rohri with the barrage and thence to Sukkur *via* the barrage road bridge. Until construction works are completed the bank will be used to carry broad and two feet gauge railways for works purposes. As the new bank cuts off the river frontages of all gardens situated on this side of the river, each of which had its own separate channel for flow water during the hot weather, a large number of sluices and culverts have had to be built into the guide bank to maintain the supply of water.

133. *Railways.*—Detailed surveys were made and alignments settled for laying about 10 miles of broad-gauge railway on the right bank to connect the works with the North-Western Railway at the Sukkur goods station, and to serve the whole works area, including connections to and sidings in the stone quarries to the North of Sukkur.

134. This necessitated the crossing of the main North-Western Railway line at right angles and consequently the construction of an overbridge with 25 feet high embankments leading to it on either side. About 6 miles of track were completed during the year.

135. Similarly on the left bank surveys were carried out for the exact location of about 7 miles of broad-gauge railway and sidings to connect the Rohri quarries with the barrage and sidings to serve the quarries and works yards and also for a connection to the main line of the North-Western Railway (from Rohri to Karachi) at Janvri.

136. A partly dismantled holding yard at the latter place is being taken over from the North-Western Railway as a station and sidings for the barrage railway. Arrangements have been made for running works trains from the river across both tracts of the North-Western Railway main line at this place to join on to the barrage railway leading to the distant quarries in the Kohistan hills. A light railway of 2' gauge was laid alongside the broad-gauge tracks from the quarries and along the guide bank for the carriage of emergent pitching stone for the left guide bank. The line is 3½ miles long and to it were added about 2½ miles of special siding in the quarries.

137. Kerosine and steam locos have been used for hauling trains of tip waggons and about 500,000 cubic feet of pitching stone were carried and distributed along the guide bank.

138. *Quarries.*—In the project it was assumed that all rubble stone would have to be brought from quarries near Aror and cut stone from Rohri. Detailed investigations, however, indicated that there was practically no difference in the quality of the rubble stone in the Sukkur, Rohri and Aror hills, as all grades could be found at each of these sites. It was found that



suitable quarries for rubble, pitching stone and lime burning could be found both on the Sukkur and the Rohri sides, and as this simplified transport and increased the quarrying capacity, by having quarries on both banks, they were opened at once, rendering it unnecessary to go to the far off hills at Aror for any stone.

139. All the rubble stone for facing the river-side bungalows in the barrage township as well as all soling and ballast for the roads, pitching stone for the right guide bank, and stone for lime burning, have been quarried from hills at a distance of  $1\frac{1}{2}$  to  $2\frac{1}{2}$  miles from the site of the Sukkur works and all this stone is now carried by the quarry railway.

140. Two distant quarries have been opened on the Sukkur side and are served by the same railway system. One is an isolated hill in deh Sukkur (old), about  $1\frac{1}{2}$  miles from the barrage. As the stone in this hill is of excellent quality for lime burning, stone pitching and road soling purposes, all available stone will be quarried and the hill levelled to the ground.

141. The other quarries are in an extensive range of hills within the limits of old Sukkur deh at a distance of about  $2\frac{1}{2}$  to 4 miles from the barrage. These hills will provide all the rubble stones required for the right portion of the barrage and regulators. Both quarries have been opened and about 500,000 cubic feet of rubble stone and 350,000 cubic feet of ballast have been quarried. On the Rohri side an excellent quarry for cut stone in large volumes has been found in deh Rohri. A long hill at this place will give all the ashlar stone required for the barrage works. It is only 3 miles distant from the barrage and will have a broad-gauge railway connecting it with the works yards and stone dressing shops. There is a heavy overburden of stone, not suitable for ashlar, overlying the good beds but this overburden is now being removed and used for pitching stone for the left guide bank. So far about 400,000 cubic feet of this stone has been removed and utilized.

142. The supply of rubble stone, ballast, etc., for the portions of the barrage and the regulators to be worked from the left bank will be obtained from separate quarries in deh Kohistan small. These hills are about 5 miles from the barrage and will be served by a broad-gauge railway which will cross the North-Western Railway main line from Rohri to Karachi at Janvri.

143. Preliminary investigations for the machinery and buildings required for stone dressing shops have been made. The most modern plant will be used for all operations.

144. Arrangements are also being made to erect an air compressor with which to operate pneumatic drills for making the blast holes. The most up-to-date methods of drilling and firing will be used as soon as the plant is ready. Magazines have been built, railway sidings laid and a trial well for water-supply sunk. Meanwhile a small portable air compressor has been used in this quarry and men have been trained in the use of air drills ready for working regularly when the big compressor is running.

145. *Plant.*—Large quantities of special tools and machinery were purchased during the year chiefly through the Chief Controller of Stores, and a fully equipped workshop is being erected where every kind of repair work, except the very heaviest classes, will be carried out. The chief items of special plant and machinery purchased are :—

Broad-gauge railway materials, with waggons and locomotives.

Light railway 2' gauge materials, with waggons and locomotives.

Ten ton travelling hand crane.

Ten ton hand derricks.

Five ton steam loco crane.

Pile drivers.

Stone crushers.

Mortar mixers.

Quarry plant.

Portable air compressor.

Road rollers.

Oil engines.

Water and oil tanks.

Motor launches,

and a number of smaller miscellaneous plant.

146. The purchases made so far were obtained at rates below those projected.

147. Three motor launches, built in Karachi, were purchased and they are all in constant use, carrying staff, labour and materials across the river.

148. The period was marked by the celebration of a very imposing inaugural ceremony performed by His Excellency Sir George Lloyd, late Governor of Bombay, on 24th October 1923, at which leading zamindars and citizens of Sind were present.

149. The total expenditure on works including special tools and plant during the period was approximately Rs. 23,43,973 and was mainly incurred on the following items :—

1. Purchase of two bungalows at Hyderabad (Sind) and constructing residential buildings, railways, guide banks, roads, stores and worksheds at Sukkur and inspection bungalows, rest house and subordinates quarters at various places.

2. Purchase of special tools and plant and stock.

3. Compensation for land.

4. Contour survey, preliminary survey and lining of canals and branches.

#### 7. MISCELLANEOUS.

150. No levelling or topographical survey was carried out by the Survey of India Department during the year.

#### *Plantations.*

151. Existing plantations on canals and bunds were well cared for. New trees were also planted in some districts and are thriving.

*Irrigation of Cotton.*

152. No Egyptian cotton was sown in the Left Bank Division during the year. The following table shows some details regarding the waterings given to indigenous cotton:—

District.	Lift Lands.		Flow lands.		Date of last watering.
	Number of waterings.	Intervals between	Number of waterings.	Intervals between	
Hyderabad Canal District .. ..	6 to 10				27th September 1923.
Fuleli Canals District .. .. <i>Eastern Nara District</i>	5 to 9	15 to 20 days			
Northern District Jamrac Canal .. ..	7 to 10		6 to 12		Flow between 27th October 1923 to 8th December 1923 and lift between 27th October 1923 to 3rd November 1923.
Southern District Jamrao Canal .. ..	7 to 8		6 to 11		Flow between 30th September 1923 to 8th December 1923; lift between 10th October 1923 to 27th October 1923.

**III—Deccan and Gujarat.****I. NORTHERN DIVISION.***General remarks.*

153. The monsoon commenced at the beginning of July and lasted till September. The rainfall was much below the average and in consequence rice and other crops totally failed and scarcity, though not actual famine, prevailed throughout Northern Gujarat.

(i) *Works for which capital accounts are kept.*

*Hathmati and Khari Cut Canals.*

154. The rainfall gauged at Ahmedabad and Prantij during 1923-24 was 11.58 and 11.82 inches against the average of 28.56 and

29.50 inches respectively, for the last thirty years including the year under report.

155. There were small floods in the Hathmati river on 23rd July 1923 and 17th August 1923 when the water level rose, for a few hours only, to 6 feet over the sill of the canal regulator. The little supply drawn by the canal was used in filling the Bokh Reservoir to 8 feet above the sill of outlet, and in irrigating 58 acres both in the kharif and rabi seasons. The maximum discharge of the canal was 305 cusecs on 23rd July 1923 and the minimum 4 cusecs on 7th November 1923. The canal stopped flowing by the end of November.

156. The Chandola tank which is fed by the Khari Cut canal taking off from the weir at Raipur on the Kharif river received no replenishment.

157. The rainfall on the Khari Cut canals was much below the average and not sufficient for rice cultivation. The largest flow amounted to only 100 cusecs on 27th July 1923. All this water was let down the river for the benefit of the Khari sluices but it did not reach below Pinglaj, thus both the systems, the Khari Cut and the Khari sluices were practically dry. The area irrigated in the kharif season was 21 acres, out of which 17 acres represented hot weather crops.

158. The total area irrigated and the gross assessment on the Hathmati and Khari Cut canals during the year were about 79 acres and Rs. 9,000 respectively against 13,600 acres and Rs. 62,300, the average of the previous triennium.

*Tanks in the Kaira Collectorate.*

159. The area irrigated and the gross assessment on the Wangroli, Tranza Nagrama, Savli and Saiat tanks compare with the average of the triennium ending 1922-23 as shown below :—

Name of Tank.	1923-24.		Average of the previous three years.	
	Area irrigated.	Gross assessment.	Area irrigated.	Gross assessment.
	Acres.	Rs.	Acres.	Rs.
Wangroli .. .. .	Nil.	604	1,463	5,896
Tranza Nagrama .. .. .	2	225	26	1,441
Savli .. .. .	7	423	1,635	5,797
Saiat .. .. .	12	1,173	404	1,917

160. Owing to deficient rainfall all the tanks were empty. Only the Savli tank received a little replenishment which was partly utilised in

giving one watering to the rice crop in the kharif season and partly sold for domestic purposes. The surplus water of the previous year in the Saiat tank was utilised in irrigating hot weather crops, mainly wheat and maize, before the monsoon set in. A little lift irrigation was done from the well in the bed of the Tranza Nagrama tank. All the above tanks were maintained in good condition at a cost of Rs. 15,642.

#### *Futelao Tank.*

161. The Futelao tank at Nani Kharaj in the Dohad Taluka filled partly as the rainfall in the catchment area was much below normal. The maximum water level in the tank was only 4·10 feet above the sill of the outlet. There was no irrigation during the kharif season, while in the rabi season 37 acres were irrigated against 83 acres of the previous year. The decrease is due to scanty rains. The miscellaneous receipts including tank bed cultivation amounted to Rs. 140. The tank and canals were maintained in good order at a cost of Rs. 1,298.

(ii) *Works for which capital accounts are not kept.*

#### *Khari Sluices.*

162. As the rainfall at the source of the Khari river was of slight intensity throughout the monsoon months, there were no appreciable floods in it, and hence there was no irrigation under the Khari sluices; the Goblaj tank, Galki tank and Bherai reservoir were quite empty.

#### *Muwalia Tank.*

163. The Muwalia tank did not fill to its full capacity owing to deficient rainfall. The maximum water level was 21 feet above the sill level and equivalent to 183·85 m. cft. Though the rainfall was much below the normal, the irrigation under the tank during the kharif season was very limited, as usual, 72 acres only being irrigated against 76 of the previous year, but in the rabi season the demand for water was great with the result that 1,042 acres were irrigated against 801 of the previous year. This is the highest figure obtained for this tank since its construction.

164. The total area irrigated during the year was 1,114 acres against 722 the average, while the gross assessment amounted to Rs. 3,589 against the average Rs. 2,279. The miscellaneous revenue realized, including tank bed cultivation, was Rs. 889. The tank and the canals were maintained in good condition at a cost of Rs. 3,838.

#### *Old Tanks.*

165. Improvements to four tanks in the Ahmedabad District and thirteen tanks in the Kaira and Panch Mahals District, costing Rs. 28,889 and repairs to seventeen tanks in the Ahmedabad, nineteen in the Kaira and Panch Mahals and thirty-three tanks in the Surat and Broach Districts were executed at a cost of Rs. 50,406 respectively.

166. The following important works were either in progress or completed during the year :—

	Expenditure.
	Rs.
(1) Improvements to the Timba tank at Harsol, Taluka Prantij, Ahmedabad Collectorate .. .. .	5,848
(2) Improvements to the Fudsar tank at Lasundra, Taluka Kapadvanj, District Kaira .. .. .	14,720
(3) Special repairs to Wanchia tank at Angadi, Taluka Thasra .. .. .	345
(4) Special repairs to the Dhareshwar tank at Pansora, Taluka Anand .. .. .	608
(5) Improvements to the Naika reservoir at Chanindra, Taluka Matar, District Kaira .. .. .	3,320
(6) Special repairs to Bherai reservoir, Taluka Matar ..	578
(7) Repairs to Gam tank at Rudasar bund at Bhaila, Taluka Dholka .. .. .	3,785
(8) Special repairs to pick-up weir across the Sukna Nalla, Taluka Dohad .. .. .	483

*Tanks and bunds in the Ahmedabad, Kaira and Panch Mahals  
Collectorates.*

167. Most of the small tanks and bunds in the Ahmedabad, Kaira and Panch Mahals Collectorates were empty. Only a few in the Dohad and Jhalod Talukas had some replenishment but there was hardly any irrigation under them. Tank bed cultivation was also not possible on a large scale, hence the wheat crop was limited.

*Drainage Channels.*

168. The drainage channels in the Ahmedabad, Kaira and Panch Mahals, and Surat and Broach Districts were maintained in good order at a cost of Rs. 7,000, 4,236 and 7,225 respectively.

*Protective Bunds and Reclamation Works.*

169. The protective bunds at Wagraj and Bigri in Bulsar Taluka of the Surat District and those at Lakhigam, Kadadra, Harinagar and Gandhar in Wagra Taluka and at Islampur, Nada and the one between the Nada and Devla villages in Jambusar Taluka of the Broach District which were constructed in the past with a view to protect the culturable areas from the inroads of the sea continued to give the results expected.

170. The following original works were carried out during the year :—

	Expenditure.
	Rs.
1. Protective bund at Dehej .. .. .	1,512
2. Extension of the bund at Aladar .. .. .	196

Though ordinary works they were opened on the expansion system to give employment to local labour driven to distress owing to the absence of rains in the latter part of the year.

171. The reclamation bunds near Hansot and Asarsa in the Broach District proved useful. The total area reclaimed and given out for cultivation upto March 1923 is 409 and 200 acres respectively. The protective and reclamation works in the Surat and Broach District were maintained and repaired at a total cost of Rs. 8,128.

## 2. CENTRAL DIVISION.

172. The Ekruk tank, the Jamda canals and the Krishna canals are the most important irrigation works in the Central Division.

### (i) Works for which Capital Accounts are kept.

#### *The Ekruk Tank.*

173. This tank supplies water not only for irrigation but also to the town of Sholapur, the Mills and the G. I. P. Railway. As it is not able under unfavourable conditions of replenishment, which arise at times to meet all demands made on it, the question of supplementing the present supply by the construction of additional storage reservoirs has received consideration and surveys have been made. Detailed and authentic information regarding trial pits for founds for the puddle trench are in progress.

174. The tank irrigated 3,043 acres against 4,400 acres, the average, the decrease being due to insufficient storage. The gross assessed revenue amounted to Rs. 1,30,000 against Rs. 1,75,000, the average.

#### *The Jamda Canals.*

175. The area irrigated on these canals fell from 3,056 acres, the average, to 800 acres due to the increase in the cultivation of cotton and to timely rainfall. Owing to the uncertainty of supply from the Chankapur tank, the cultivators on this canal are gradually reducing the area under sugarcane and perennial crops by planting cotton which requires little or no irrigation and unless water is guaranteed no development of irrigation and increase of revenue can be expected.

#### *The Krishna Canal.*

176. The capacity of the storage, viz., Khodshi weir, for this canal has been found insufficient to supplement the discharge of the Krishna river and to irrigate adequately the crops dependent on the canal in the hot weather and investigations are in progress for providing additional storage. The area irrigated on the canal was 9,400 acres against the average of 7,800 acres, and the gross assessed revenue was Rs. 86,000 which shows an increase of Rs. 30,000 over the average due to larger miscellaneous receipts and to a larger area of highly rated crops being brought under irrigation.



*Other Works.*

177. Of the remaining works only three, *viz.*, Pathri, Koregaon and Bhatodi tanks filled to overflowing with the result that figures of both the areas irrigated and the gross assessed revenue showed a large increase over the average. Similar increases were noticeable also in the case of the Lower Panjhra River works, the Shahada channel and the Yerla River Irrigation works due to a good demand and a sufficient supply to meet it.

*Total Area and Assessment.*

178. The area irrigated on all the works was 32,610 acres and the gross assessed revenue Rs. 3,56,000 as against the average of 32,725 acres and Rs. 3,63,000 respectively.

*(ii) Works for which Capital Accounts are not kept.*

179. The total expenditure on extensions and improvements and maintenance and repairs to the bhandharas, etc., in Satara, East and West Khandesh Districts was Rs. 8,136. The area irrigated by these works was 8,811 acres.


## 3. DECCAN IRRIGATION DIVISION.

*General Remarks.*


180. The monsoon of 1923 was on the whole a failure as the rainfall was neither timely nor adequate. The rainfall in the catchment of Lake Fife was satisfactory but that in the catchment of Lake Whiting was below normal. In the monsoon months the rainfall was deficient in the canal tracts dependent on these lakes, especially in the months of July and August, when the monsoon crops are most in need of water, and failed almost entirely in the rabi season. There was, therefore, a keen demand for water both for monsoon and rabi crops. Due to the abnormally scanty rainfall during the rabi season, the supply available in both the lakes was low during the hot weather of 1924. This necessitated the restriction of overlapping cane on both the Nira and Mutha canals and the reduction of the perennial area on the latter canals.

181. In the Ahmednagar District on the Godavari and Pravara canals rainfall conditions in the year under report were equally unsatisfactory. The monsoon commenced in June but precipitation was very scanty throughout the season except in the months of July and September 1923 when it was sufficient. The irrigators availed themselves of the good rainfall in the month of July and started sowing kharif crops in the hope of favourable rains later, but their expectations were not realised and the crops failed. Owing to the failure of rain people had to depend on canal water for rabi. About 70 per cent. of the area, for which applications were made, was sanctioned and given water.

182. As it has already been decided to introduce the perennial block system of irrigation on the Godavari and Pravara canals the classification of fields according to the nature of soil, etc., is in progress.




Panoramic View of Lake Arthur Hill and Bhandardara Dam Up-stream Face, Taken in June, 1923.




Panoramic View of Lake Arthur Hill and Bhandardara Dam Up-stream Face, Taken in June, 1923.





Panoramic View of Lake Arthur Hill and Bhandardara Dam Up-stream Face, Taken in June, 1923.



Panoramic View of Lake Arthur Hill and Bhandardara Dam Up-stream Face,  
Taken in June, 1923.

183. Experiments are being continued on the Nira and Pravara canals in entrusting the cultivators themselves with the distribution of water to their fields. The most important of these experiments is that being carried out on an area of about 450 acres on the Nira canal at Malegaon, where a regular organization has been possible. The progress of these experiments is being watched with interest, but there seems little hope that sufficient local co-operation will be forthcoming to render any important development possible at present. An attempt was made this year to start local irrigation committees on some of the distributaries of the principal irrigation systems but the response was not very favourable. After considerable effort and persuasion a few committees have been formed, the working of which is being carefully watched. The main drawback to the formation or success of such committees is the unwillingness of the people to combine together and undertake the responsibilities and duties of management and control.

(i) *Works for which Capital Accounts are kept—Works in operation.*

*Nira Left Bank Canal and Shetphal Tank.*

184. This system forms part of a scheme which was one of the pioneer irrigation works in the Deccan and irrigates lands on the left bank of the Nira river in a tract of extremely precarious rainfall in the Poona District.

185. The Canal system consists of—

(1) *A storage reservoir at Bhatghar* impounding 5,313 million cubic feet of water.

(2) *A pick up weir at Vir* on the Nira river about 19 miles downstream from Bhatghar.

(3) A canal which is about 100 miles long, commanding a gross area of 274,447 acres and irrigating some 60 to 80 thousand acres annually. It was designed to carry 450 cusecs, but the masonry works were built so as to admit of a discharge of 760 cusecs, in case it was subsequently found desirable to enlarge the canal.

(4) *The Shetphal tank* which is situated at the tail of the canal for the purpose of storing the surplus monsoon flow of the canal, which would otherwise go to waste, and utilising the water so stored during the dry season. Its capacity is 592 million cubic feet.

186. The whole system represents a capital outlay of Rs. 66·36 lakhs. It is financially the most remunerative of the large protective irrigation works now in operation in the Deccan, being the only one which shows a profit after paying interest charges. It has also enormously benefited a tract which in previous years suffered seriously from drought and famine.

187. During the year this system irrigated about 77,000 acres, yielding a gross revenue of about Rs. 7,57,000 or a probable net revenue of about Rs. 5,44,000 which works out to about 8 per cent. on the capital invested as compared with the average of about 7 per cent. of the preceding three years.

188. A form of long-term water lease, called the "perennial block system" is peculiar to this canal system. It is being extended to other canals. It is a six-year agreement between the Irrigation Department and the lessee, under which the former guarantees the supply of water for the irrigation of sugarcane on one-third of the area concerned, and for other crops during the monsoon and rabi seasons for the remaining  $\frac{2}{3}$ rd's of the area. The lessee binds himself to pay a fixed sum depending on the area, whether water is taken or not. There are at present about 16,000 acres under the "perennial block" system.

189. Another form of long-term agreement in vogue on this and other canals is the "eight months' lease," which mainly differs from the "perennial block" in that it concerns irrigation during the monsoon and rabi seasons only. Yet another modified form of agreement is adopted on some canals and applies solely to rabi irrigation, and is called the "4 months' lease".

190. The guarantee of water for the more valuable crops is the attraction offered by these long-term agreements, and the advantages to the Department are the stability of irrigation demand during the important seasons of rabi and hot weather and the certainty of return due to the fixed revenue.

#### *Mhasvad Tank.*

191. This irrigation tank is formed by an earthen dam constructed across the Man river and has a storage capacity of 2,602 million cubic feet. It is situated on the eastern border of the Satara District, but irrigates lands in the Sholapur District. Though the capacity is considerable, the supply of water is not very reliable.

192. The area irrigated during the year was about 11,000 acres, yielding a gross revenue of about Rs. 80,000 and a net revenue of Rs. 51,000, or a return of 2.43 per cent. as against 1.76 per cent. the average.

#### *Godavari Canals.*

193. This system is the first of the important irrigation works undertaken in the Central Deccan for the protection of areas liable to famine, and was completed in 1915-16 at a cost of a little over one crore of rupees. The system comprises (i) a storage reservoir, called Lake Beale (Darna dam), on the Darna river which is a tributary of the Godavari river, (ii) a pick-up weir at Nandur Madhmeshwar on the latter river, and (iii) two canals, the Godavari Right and Left Bank canals, taking off from the pick-up weir.

194. The Darna dam, inclusive of the waste weir, is a little over a mile long and has a maximum height of 92 feet and a storage capacity of 7,763 million cubic feet.

195. The Godavari Right Bank canal, which is the more important of the two canals, is 69 miles long and serves the northern tracts of the Ahmednagar District. The Left Bank canal is 48 miles long and irrigates lands in the South of the Nasik District and North of the Ahmednagar District.



196. The development of irrigation on these canals is proceeding fully up to expectations, and sugarcane cultivation is steadily advancing, the total area of that crop irrigated during the year being about 7,600 acres, showing an increase of about 100 acres over the preceding year's figure. The *gul* industry was new to the locality, but the influx of expert growers from the Poona District, where sugarcane cultivation has long been practised on the Nira and Mutha canals, has made the early establishment of the industry possible.

197. The area of all crops irrigated by this system exceeded 51,000 acres, yielding a gross revenue of about Rs. 6,28,000, or a net revenue of about Rs. 3,87,000, representing a return of about 4 per cent. on the capital cost. There was an increase in the area irrigated and in the revenue, compared with the average, which is due partly to the extension of sugarcane cultivation, and partly to an increased demand for water during the kharif season owing to the unfavourable monsoon.

#### *Mutha Canals and Matoba Tank.*

198. This system was completed in 1896-97 at a cost of Rs. 65 lakhs. It consists of two canals, the Right and Left Bank Mutha Canals, of which the former is 70 miles and the latter 18 miles long. Both the canals take off direct from Lake Fife, a storage reservoir of 3,954 million cubic feet capacity; the masonry dam, which is about 3,400 feet long and 107 feet high, is on the Mutha river at Khadakvasla, about 10 miles south-west of Poona.

199. The Mutha canals play a very important part in the welfare of Poona and the surrounding country; they furnish the Cantonment and the City with their supply of water and have, besides irrigating ordinary crops, greatly promoted the cultivation of fruits, vegetables, fodder and sugarcane within easy reach of this large city and important military centre, there being about 1,600 acres under fruit and vegetables and about 1,400 acres under fodder crops. A small sugar factory is working at Phursangi.

200. This system irrigated about 18,100 acres during the year and earned a gross revenue of about Rs. 3,37,000, including the sale of water to the Cantonment and the City; the net revenue is about Rs. 2,09,000 representing a return of about 3 per cent. on the capital invested, as compared with the average of 3 per cent. There was a decrease of about 2,200 acres in the area irrigated compared with the average which is due to the restriction of supply of rabi water owing to a total failure of the cold weather rains. There was an increase of about Rs. 5,000 in the gross revenue compared with the average, which is due to the restoration to the full extent of the perennial area usually allowed on the canals, which was rendered possible owing to very good late winter rains.

201. The growth of aquatic weeds in the Mutha Right Bank canal causes considerable trouble and seriously affects its efficiency. A special study of weed prevention is being made and if, as is hoped, the experiments prove successful the knowledge gained will be applied to other canals similarly affected.

202. The Matoba tank is a tail tank receiving its main supply from the Mutha Right Bank canal.

*Kadva River Works.*

203. The Waghad tank, with an earthen dam having a maximum height of 96 feet, is the main feature of this small scheme and supplies the Palkhed, Ojhar Tambat and Wadali canals which take off from the Kadwa river. The area irrigated during the year was about 5,800 acres, the gross revenue about Rs. 54,000 and the net revenue about Rs. 18,000, as against Rs. 9,705 the average.

*Works under Construction.*

*Pravara River Works.*


204. This system, which is still under construction, comprises (i) a storage reservoir called Lake Arthur Hill on the Pravara river at Bhandardara, 29 miles by road from Igatpuri, (ii) a pick-up weir at Ojhar 50 miles down the river, and (iii) two canals named the Pravara Right and Left Bank canals, 33 miles and 48 miles long respectively taking off from the weir.

205. The masonry dam will be 270 feet high and about 1,600 feet long. It was started in 1911 and has now almost reached the designed height. Only the upper part such as the architectural features, parapets, roadway, etc., remain to be completed. The storage capacity of the lake is 10,831 million cubic feet (to be increased to 12,894 million cubic feet when required) and the reservoir will protect some of the lands most affected by famine in the Ahmednagar Collectorate. The culturable area under command is 182,976 acres, of which 57,000 acres are expected to be irrigated annually and 75,000 acres later when the storage is increased. The possibility of generating hydro-electric power, at the Bhandardara dam or at a point a little lower down the river where a natural fall of about 200 feet exists, is also being considered.

206. The progress of the work was satisfactory. The work on the canals is practically completed, and it is anticipated that the whole scheme will be completed in the working season of 1925-26.


207. As work progresses irrigation is being extended. A large sugar factory owned by the Belapur Company has already started operations near Belapur railway station. This concern will eventually bring about 2,000 acres under sugarcane every year, out of about 6,000 acres which the Company has acquired. The area of all crops irrigated by these canals during the year was about 39,000 acres (of which about 4,800 acres were under sugarcane) as against 50,000 acres in the previous year; the gross revenue exceeded Rs. 4,21,000 and the net revenue will be over Rs. 3,27,000.

208. The total estimated cost of the scheme is Rs. 151 lakhs, inclusive of establishment and tools and plant charges, etc., or Rs. 114 lakhs for "works" alone. The expenditure incurred during the year on "works"



*Offset: Govt. Photozine, Poona.*

**Bhandardara Dam—May, 1924. View from Right Bank.**



*Offset: Govt. Photozineo, Poona.*

**Bhandardara Dam—May, 1924. View from down-stream.**

was over Rs. 5 $\frac{3}{4}$  lakhs, bringing up the total up to date for " works " to over 103 $\frac{3}{4}$  lakhs of rupees.

209. The provision of a balancing tank of sufficient capacity at the head of the canals is a matter which is receiving careful attention, as the existing basin at the Ojhar pick-up weir is too small to meet requirements and a larger storage is essential.

#### *Girna River Works.*

210. This is a comparatively small irrigation system in the Nasik Collectorate, comprising a storage reservoir called the Chankapur tank and the Girna Left Bank canal about 19 miles long. The tank is situated on the Girna river, a tributary of the Tapti river, and is formed by a masonry dam 140 feet high. The total culturable area commanded by the canal is 25,300 acres.

211. The total area irrigated during the year exceeded 4,700 acres and the gross assessed revenue was nearly Rs. 51,800 while the net revenue will be about Rs. 24,500 as against Rs. 10,200 the average.

#### *Lloyd Dam at Bhatgar and the Nira Right Bank Canal.*

212. This project will, when completed, be the largest in the Deccan. The canal passes through the northern tracts of the Satara Collectorate and the Phaltan State, but it will mainly benefit the western portion of the Sholapur Collectorate, a tract very liable to famine.

213. The project comprises the construction of a larger dam at Bhatgar to replace the existing one mentioned, so as to increase the storage from 5,313 to 24,198 million cubic feet, and supply both the old Nira Left Bank Canal and the new Nira Right Bank canal. The Nira Right Bank canal also takes off from the head-works at Vir on the Nira river. It will end near Mohod in the Sholapur Collectorate, its total length being about 110 miles.

214. The works were started in 1912 and though they passed through various vicissitudes consequent on the Great War the improvement made in the progress of construction in more recent years makes it possible to commence irrigation in 1924-25.

215. A volume of about 27 lakhs of cubic feet of masonry was added to the Lloyd dam during the year, bringing the total done up to date to about 172 $\frac{1}{2}$  lakhs and leaving a balance of about 42 $\frac{1}{2}$  lakhs. It is hoped to complete the dam in the year 1926, by which date the first 90 miles of the canal should also be approaching completion.

216. The total estimated cost of the scheme is Rs. 491 lakhs, inclusive of all charges. The total expenditure incurred on " works " alone during the year amounted to about 30 lakhs of rupees, bringing the total outlay up to date to over Rs. 239 lakhs, against the estimated cost (of works alone) of Rs. 384 lakhs.

217. The storage at Bhatgar will provide sufficient head and discharge to generate electrical energy of over 3,000 horse power at the foot of the dam. Part of this energy is already developed and is being utilised for

driving the machinery used for construction purposes, such as mortar mills, stone crushers, workshop plant, etc., and for lighting and other purposes. The electrical installation consists of 4 turbine-driven units of 256 kilowatts each, the voltage being 2,000.

218. As the storage provided by the Lloyd dam at Bhatgar will not suffice for the full development of irrigation on the two canals, an amplified scheme called the Nira Valley Development project which provides for widening and remodelling the Left Bank canal and for building a new dam at Vir costing Rs. 127·59 lakhs, and which will enable the canals to show a greatly improved return on the entire capital outlay, is now under the consideration of Government.

(ii) *Works for which Capital Accounts are not kept.*

219. These include numerous *bandharas* (weirs) built across small streams to raise the level of the water sufficiently to enable them to command the lands to be irrigated. In all there are about 300 of these small works in the Nasik Collectorate alone, and a large number also exist in West Khandesh. The outlay on repairs and improvements of these works amounted to about Rs. 34,500 during the year.

220. The supply of water from these *bandharas* was inadequate during the year and the agricultural results suffered thereby.

4. SOUTHERN DIVISION.

(i) *Works for which Capital Accounts are kept.*


*Gokak Canal.*

221. The most important of the irrigation works in the Southern Division is the Gokak canal system. This system consists of a masonry weir across the Ghatprabha river at Dhupdal in the Belgaum District and a short length, 16·13 miles, of canal taking from the reservoir formed by the weir.

222. The water level of the Dhupdal storage reservoir was 22·79 feet on the 1st April 1923. Owing to the unexpected heavy rainfall on the 1st and 2nd April 1923 the tank overflowed and the water level reached 24·45 feet. It then gradually began to fall till it reached 17·70 feet on the 19th May 1923. The tank began to fill again and the highest flood of the year occurred on the 21st July 1923 when the water reached a height of 4·89 feet above the permanent crest of the weir which is at R. L. 2008·06. The flood is estimated at 1,15,630 cusecs which is equal to a run-off of 0·17 inches per hour for the whole catchment area of 1,080 square miles.

223. Owing to the total absence of rain in the rabi season the cold weather discharges of the Ghatprabha and Hiranyakeshi rivers ceased much earlier than usual, and consequently full storage up to the crest of the temporary wall was not obtained though the permanent crest was temporarily raised by two feet as usual. For this reason irrigation to the rabi crops had to be stopped on the 24th January 1924.





*Offset: Govt. Photozinc, Poona.*

Lake Whiting District. Lloyd Dam in Progress, Feb. 1923.

Intersection of the Lloyd and Bhatgar Dams.



224. The cotton mills at Gokak and the M. & S. M. Railway Company were supplied with water as usual. In return the mills paid a lump sum of Rs. 14,313 for the whole year according to the agreement. The Railway Company paid Rs. 275-12-0 for water supplied from April to December 1923 at the rates of one anna for each engine watered and two annas a day for water supplied to the passengers. As the term of five years for which these water rates were sanctioned expired on the 31st December 1923 the recovery of the amounts due for the remaining portion of the financial year ending 31st March 1924 has been held in abeyance pending Government orders.

225. Owing to the shortage of water in the reservoir the mills had to run on a reduced supply of 80 cusecs instead of 146 cusecs for thirteen hours a day from 4th February 1924 to the 24th March 1924 on which date the tank became dry.

#### *Dharma Canal.*

226. The monsoon for the year was rather favourable for field operations. It gave a good supply of water to the canal and the tanks depending on it. The canal was open from the 4th July to 25th November 1923. The quantity of water admitted into the canal during the year was 925 million cubic feet.

227. The remaining works are a few small tanks irrigating from 50 to 600 acres and are situated chiefly in the Dharwar Irrigation District.

#### *Total Area Irrigated and Assessment.*

The total area irrigated on all the works was 17,566 acres and the gross assessed revenue was Rs. 82,813, the average of the previous triennium being 18,854 acres and Rs. 85,306 respectively.

#### *(ii) Works for which Capital Accounts are not kept.*

228. Most of the irrigation works for which Capital Accounts are not kept are in the Dharwar District. They chiefly supplement rainfall when necessary and irrigate rice. During the year under report repairs to 99 tanks were carried out at a total cost of Rs. 63,002; the average expenditure on such repairs during the previous triennium being Rs. 51,788.

229. The total area irrigated by these small works was 98,142 acres and the irrigation share of the consolidated assessment amounted to Rs. 2,64,399.

### 5. SCIENTIFIC WORKS.

#### *(a) Engineering questions that have arisen.*

230. Observations to ascertain losses by evaporation and absorption were made by means of iron tanks in certain tanks and reservoirs and the results are published in the "Annual Report of Supplies of Water available for irrigation works, etc., for the year 1923".

*(b) Special Irrigation District.*

231. This executive charge deals with scientific investigations in connection with the numerous vitally important problems in connection with Deccan canals and irrigation. The investigations are conducted in laboratories and on canals, and in experimental farms and privately owned fields. The main problem has been to reclaim lands rendered unfit for cultivation through water-logging and salt efflorescence, and to prevent the occurrence of these evils, especially in areas where sugarcane is grown.

232. It has now been proved that the worst affected lands can be completely reclaimed at a comparatively small cost by a system of permanent drains, combined, in the first few years, with the restoration of the physical texture of the soil by means of surface washing or 'leaching' of the salts, suitable initial plantation, green manuring, admixture of coarse vegetable matter, etc. Three such reclamation schemes have been completed, the areas of which aggregate 368 acres; the total cost was Rs. 46,421, the average cost per acre being thus about Rs. 126. About 300 acres in these schemes is now under successful irrigation, and the land, formerly worth little or nothing, now fetches about Rs. 500 per acre. An important departure recently introduced is the execution of such schemes on co-operative lines, whereby the owners of the lands combine to finance the scheme and Government arrange for the necessary investigation and execution. There is every reason to hope that work on these lines will lead to very considerable developments. A co-operative society on the Mutha Right Bank canal was formed during the year in connection with financing the Manjri Drainage scheme. As soon as the funds are received the work of excavation for drains will be taken in hand.

233. The utilisation of the drainage water for irrigation purposes so far as its salt contents will permit, is also being considered.

234. Extensive sub-soil surveys have been made and are in progress. During the year soil classification work for all distributaries from Mile 7 to 40 and Minors 2, 3 and 4 on the Nira Right Bank canal was completed and areas suitable for different crops worked out. Soil classification of blocks 4, 6, 7, 8 and 11 of the Pravara Left Bank canal and of blocks 6, 7 and 8 of the Pravara Right Bank canal was done during the year and damage due to cane-cultivation ascertained. On the Godavari Left Bank canal murum contouring work was done in blocks 2 and 3 and soil classification in blocks 2, 3, 4, 6, 7, 8 and 9. Blocks 8 to 11 on the Godavari Right Bank canal were reclassified during the year to compare present conditions with those of six years ago. It was found that a good deal of land originally spoilt near the canal has improved and is now under crops and that water levels have fallen, partly owing to reduced leakage from the canal and partly to scanty rainfall during the past four years. The soil survey of the Mutha canals is being carried out in connection with the Mutha extension project to estimate the probable area that will be suitable for the different types of crops, and during the year under review the soil survey of distributaries 6 to 13, comprising an area of 14,000 acres was carried out.

235. The peculiarities of soil and sub-soils in places where good crops are obtained and where the soil is incapable of growing any crop were investigated and compared, and the results obtained corroborated last year's experience, namely, that crops respond primarily to the surface soil conditions and are not so much dependent on sub-soil conditions.

236. Another interesting investigation being conducted by the Special Irrigation District is with regard to the value of sewage effluent as a manure for various crops. For this purpose the effluent from the Poona City sewage is conveyed through pipes to a farm where it is diluted with canal water and distributed both to experimental fields and to private lands. It is satisfactory to be able to record that the effluent has proved a very valuable form of manure and one which the people greatly appreciate. It is observed that no deterioration in the physical condition of the soil is caused and that the outturn from crops is in no way inferior to that obtained by other methods of manuring. Some 400 acres of private lands are being supplied with effluent. The effluent farm itself has an area of 64 acres, including about 25 acres of sugarcane under effluent treatment.

237. The water culture house was completed during the year under report and experiments regarding water requirements of crops were started; also experiments to ascertain the effect on outturn of different intervals between waterings.

238. On the effluent farm a turbine of 6 horse-power is installed on a fall of 10 feet occurring in an irrigation channel. With the aid of this power all the cane grown on the farm is crushed.

239. Numerous other matters connected with irrigation also receive attention at the farm, such as duties of various crops, experiments with water-measuring devices, etc. An up-to-date hydraulic testing station has been installed, where meters, modules, etc., used on irrigation channels are tested.

240. Besides experimental work, the farm also serves as a demonstration to the neighbouring cultivators, who are gradually adopting the ideas practised on the farm as regards doses of manure, etc. Various garden crops were also grown successfully on effluent. The experiments have proved that effluent is an exceedingly valuable manure.

241. The management of distributary No. 8, Nira Left Bank canal, was taken over by the Special Irrigation District in order to test the advantages of irrigation by modules, and important experimental work is in progress.

242. A six feet flume fall with a  $45^\circ$  slope was designed and constructed at Distributary No. 5 on the Mutha Right Bank canal with a carrying capacity of 12 cusecs. The object of the experiment was to ascertain whether the ordinary type of vertical fall, in which the velocity at the foot is destroyed by a water cushion, could not be replaced with advantage by a flume fall with a slope of 1 to 1, the velocity at the foot being destroyed by producing a standing-wave. When the design and estimates for falls of both types were compared it was found that the standing wave flume fall cost only about two-thirds as much as the ordinary

type of fall. A series of tests were carried out by introducing check walls and steps and by varying the slopes of the bed below the fall, in order to determine the form which would reduce the velocity at the foot of the fall to a minimum. The most suitable design was thus arrived at, and the practical results closely agreed with those calculated theoretically. This new design of fall will be largely adopted in future and will make for efficiency and economy, both in first cost and maintenance charges.

243. A Kent 'O' type rateable module designed to record discharges from 0.5 to 4 cusecs, was erected at Distributary No. 5 and tested against a two feet Cippolètti weir for discharges within its range. The module did not work satisfactorily and tended to clog with weeds and debris, and gave lower discharges than those shown by the indicator, while causing more than the designed loss of head. This module is not suitable for Deccan conditions.

244. 3" and 4½" Kent standing wave orifice rateable semimodules were tested as regards their accuracy for discharges varying from 0.64 to 1.25 cusecs with 3" head and up to 2.4 cusecs with 4½" head. They were found to be correct to 2 per cent. This design is eminently suitable where sufficient head is available and rateability desirable. The possibility of utilising the principles of the hydraulic 'jump' in connection with hydraulic testing was successfully determined. This is now to be utilised for the measurement of water at the hydraulic testing station. When the water is not being measured it jumps clear across a two feet gap and flows down a flume, but when an observation is to be made a gate worked on a pivot diverts the water into a measuring chamber. When the observation is completed the gate is again swung clear and the flow jumps the air gap and flows away down the flume.

(c) *River gauging.*

245. Wherever there is any possibility of developing irrigation, arrangements have been made to gauge the rivers concerned and record the rainfall in the catchment areas. Investigations are also being made as to the silt contents of the water in several rivers. The results of all these observations and experiments are published in the "Annual Report of Supplies of water available for irrigation works, etc., for 1923".

---

Administrative Accounts  
Public Works Department  
(Irrigation)  
Bombay Presidency

For the Year 1923-24

---

## TABLE OF CONTENTS.

Name of Work.	No. 1. General Abstract of Financial Results.	No. 2. Capital Account.	No. 3. Revenue Account.	No. 4. Interest Account.	No. 5. Account of Indirect Charges.	No. 6. Statement comparing charges to date with sanctioned estimates.
PRODUCTIVE.	Pages.	Pages.	Pages.	Pages.	Pages.	Pages.
<i>Sind.</i>						
Review.						
1 Desert Canal .. ..	2 to 5	18 and 19	20 and 21	22	22	23
2 Unharwah .. ..	2 to 5	....	24 and 25	26	26	....
3 Begari Canal .. ..	2 to 5	27 and 28	29 and 30	31	31	32
4 Eastern Nara Works ..	2 to 5	33 and 34	35 and 36	37	37	38
5 Jamrao Canal .. ..	2 to 5	39 and 40	41 and 42	43	43	44
6 Sukkur Canal .. ..	2 to 5	45 and 46	47 and 48	49	49	50
7 Ghar Canal .. ..	2 to 5	51 and 52	53 and 54	55	55	56
8 Alibhar Kacheri Canal ..	2 to 5	....	57 and 58	59	59	....
9 Great Marak Canal ..	2 to 5	60	61 and 62	63	63*	64
10 Sarfrazwah .. ..	2 to 5	....	65 and 66	67	67	....
11 Fuleli Canal .. ..	2 to 5	68 and 69	70 and 71	72	72	73
12 Hasanaliwah .. ..	2 to 5	74 and 75	76 and 77	78	78	79
13 Naulakhi .. ..	2 to 5	80	81 and 82	83	83	84
14 Kabri Canal .. ..	2 to 5	85	86 and 87	88	88	89
15 Pinyari Canal .. ..	2 to 5	90	91 and 92	93	93	94
16 Indus Canals Right Bank ..	2 to 5	95	96 and 97	98	98	99
17 Indus Canals Left Bank ..	2 to 5	100	101 and 102	103	103	104
18 Sind Canals and Branches..	2 to 5	105 and 106	107 and 108	109	109	110
19 Rajib Chitti and Garanj ..	2 to 5	111 and 112	113 and 114	115	115	116
20 Canals in Rohri .. ..	2 to 5	117 and 118	119 and 120	121	121	122
21 Western Nara and Pritchard	2 to 5	123 and 124	125 and 126	127	127	128
22 Phitta .. ..	2 to 5	129	130	131	131	132
23 Marwiwah .. ..	2 to 5	133	134	135	135	136
24 Gharo Mahamudo .. ..	2 to 5	137	138 and 139	140	140	141
25 Kari Shumali .. ..	2 to 5	142	143 and 144	145	145	146
26 Nasirwah .. ..	2 to 5	147	148 and 149	150	150	151
27 Indus Canals (other canals Fuleli District)	2 to 5	152	153 and 154	155	155	156
28 Dambhro .. ..	2 to 5	157	158 and 159	160	160	161
29 Lloyd Barrage .. ..	6 to 9	162 to 164	....	165	165	166
30 Garkino Canal .. ..	6 to 9	167 and 168	....	169	169	170
<i>Deccan and Gujarat.</i>						
31 Gadikeri .. ..	6 to 9	....	171	172	172	....
32 Mavinkop .. ..	6 to 9	....	173 and 174	175	175	....
33 Shahada .. ..	6 to 9	176 and 177	178 and 179	180	180	181

## TABLE OF CONTENTS

Name of Work.	No. 1. General Abstract of Financial Results.	No. 2. Capital Account.	No. 3. Revenue Account.	No. 4. Interest Account.	No. 5. Account of Indirect Charges.	No. 6. Statement comparing charges to date with sanctioned estimates.
	Pages.	Pages.	Pages.	Pages.	Pages.	Pages.
UNPRODUCTIVE.						
<i>Sind</i>						
34 Mahiwah .. ..	6 to 9	182 and 183	184 and 185	186	186	187
35 Dad Canal .. ..	6 to 9	188 and 189	190 and 191	192	192	193
36 Nasrat Canal .. ..	6 to 9	194 and 195	196 and 197	198	198	199
37 Suttah .. ..	6 to 9	200 and 201	202 and 203	204	204	205
38 Baghar .. ..	6 to 9	206 and 207	208 and 209	210	210	211
39 Dadu Canal .. ..	6 to 9	212	213 and 214	215	215	216
40 Shearwah .. ..	6 to 9	217 and 218	....	219	219	220
41 Navlakhi (Abandoned project).	6 to 9	....	....	221	221	222
<i>Deccan and Gujarat.</i>						
42 Hathmati and Kharicut Canal.	10 to 13	....	223 and 224	225	225	....
43 Wangroli Tank ..	10 to 13	....	226 and 227	228	228	....
44 Tranza Nagrama Tank ..	10 to 13	....	229 and 230	231	231	....
45 Savli Tank .. ..	10 to 13	....	232 and 233	234	234	....
46 Sahiat Tank .. ..	10 to 13	....	235 and 236	237	237	....
47 Futelao Tank .. ..	10 to 13	....	238 and 239	240	240	....
48 Lower Panjhra River works.	10 to 13	....	241 and 242	243	243	....
49 Hartala Tank .. ..	10 to 13	....	244 and 245	246	246	....
50 Mhaswa Tank .. ..	10 to 13	....	247 and 248	249	249	....
51 Jamda Canal .. ..	10 to 13	250 and 251	252 and 253	254	254	255
52 Bhatodi Tank .. ..	10 to 13	....	256 and 257	258	258	....
53 Ekruk Tank .. ..	10 to 13	....	259 and 260	261	261	....
54 Koregaon Tank .. ..	10 to 13	....	262 and 263	264	264	....
55 Ashti Tank .. ..	10 to 13	265 and 266	267 and 268	269	269	270
56 Pathri Tank .. ..	10 to 13	....	271 and 272	273	273	....
57 Krishna Canal .. ..	10 to 13	274 and 275	276 and 277	278	278	279
58 Mhaswad Tank .. ..	10 to 13	....	280 and 281	282	282	....
59 Rewari Canal .. ..	10 to 13	....	283 and 284	285	285	....
60 Upper Man River works ..	10 to 13	....	286 and 287	288	288	....
61 Yerla River Irrigation works	10 to 13	289 to 291	292 and 293	294	294	295
62 Chikhli Canal .. ..	10 to 13	....	296 and 297	298	298	....
63 Maimi Tank .. ..	10 to 13	299 and 300	301 and 302	303	303	304
64 Muchkundi Tank .. ..	10 to 13	....	305 and 306	307	307	....
65 Gokak Canal 1st Section and Storage works.	10 to 13	....	308 and 309	310	310	....
66 Dambal Tank .. ..	10 to 13	....	311 and 312	313	313	....
67 Medleri Tank .. ..	10 to 13	....	314 and 315	316	316	....



TABLE OF CONTENTS

iii

Name of Work.	No. 1. General Abstract of Financial Results.	No. 2. Capital Account.	No. 3. Revenue Account.	No. 4. Interest Account.	No. 5. Account of Indirect Charges.	No. 6. Statement comparing charges to date with sanctioned estimates.
	Pages.	Pages.	Pages.	Pages.	Pages.	Pages.
<i>UNPRODUCTIVE—contd.</i>						
<i>Deccan and Gujarat—contd.</i>						
68 Madag Tank ..	10 to 13	....	317 and 318	319	319	....
69 Asundi Tank .. ..	10 to 13	....	320 and 321	322	322	....
70 Dharma Canal ..	10 to 13	....	323 and 324	325	325	....
71 Kadwa River works ..	10 to 13	326 to 328	329 and 330	331	331	332
72 Chankapur Tank ..	10 to 13	333 to 335	336 and 337	338	338	339
73 Pravara River works—Lakh Canal.	10 to 13	....	340 and 341	342	342	....
74 Godavari Canal ..	14 to 17	343 and 344	345 and 346	347	347	348
75 Pravara Canal .. ..	14 to 17	349 and 350	351 and 352	353	353	354
76 Parsul Tank .. ..	14 to 17	....	355 and 356	357	257	....
77 Pravara Left Bank Canal ..	14 to 17	....	358 and 359	360	360	....
78 Mutha Canal including Matoba Tank.	14 to 17	361 and 362	363 and 364	365	365	366
79 Nira Canal and Shetphal Tank.	14 to 17	367 and 368	369 and 370	371	371	372
80 Kasurdi Tank .. ..	14 to 17	....	373 and 374	375	375	....
81 Shirsuphal Tank ..	14 to 17	....	376 and 377	378	378	....
82 Bhadalwadi Tank ..	14 to 17	....	379 and 380	381	381	....
83 Maladevi Tank.. ..	14 to 17	....	....	382	382	383
84 Budhihal Tank ..	14 to 17	384 and 385	....	386	386	387
85 Nira Right Bank Canals ..	14 to 17	388 and 389	....	390	390	391
86 Gokak Canal Survey ..	14 to 17	392	....	393	393	394
87 Victoria Tank .. ..	14 to 17	395 and 396	....	397	397	398
88 Suki River .. ..	14 to 17	....	....	399	399	400
89 Gokak Canal 2nd Section ..	14 to 17	....	....	..	..	....
90 Works for which only revenue Accounts are kept—Sind.	..	....	401 and 402	..	403	....

REVIEW OF THE ADMINISTRATIVE ACCOUNTS OF THE BOMBAY PRESIDENCY IRRIGATION BRANCH FOR THE YEAR 1923-1924 AS REQUIRED BY ARTICLE 328 OF THE ACCOUNT CODE (FIRST EDITION).

1. Cases in which a change of classification of Projects from Productive to Unproductive or *vice versa* is necessary.

The percentage of return on sum at charge for the last three years in the case of the following four canals is as given below :—

	1921-22.	1922-23.	1923-24.
Eastern Nara Canal .. .. .	.. .. .	2·25	1·97
Jamrao Canal .. .. .	2·03	3·55	3·03
Hasanali Canal .. .. .	1·29	..	3·09
Mavinkop Tank .. .. .	.. .. .	3·31	3·66

In view of the fall in the percentage of return in the case of these canals for the last three years it is for Government to change their classification from Productive to Unproductive.

The percentage of return for the last three years in the case of the following two canals is as under :—

	1921-22.	1922-23.	1923-24.
Nira Canal and Shetphal Tank ..	7·16	7·13	4·61
Ekruk Tank .. .. .	5·75	5·98	4·81

In view of the percentage increase it is for Government to change their classification from Unproductive to Productive.

2. Cases in which an abnormal increase under Working Expenses is not accompanied by an adequate increase in the receipts. There is no case under this class during the year under report.

3. Cases in which receipts show a marked decline and there is no known reason for this.

The following case comes under this class :—

	Working Expenses.		Receipts.	
	1922-23	1923-24	1922-23	1923-24
	Rs.	Rs.	R.	Rs.
Mahiwah Canal ..	74,141	1,65,256	59,843	1,776

The marked decline in receipts is chiefly due to unfavourable inundation.

J. STUART MILNE,  
Accountant General.

## No. 1.—General Abstract of Financial Results of Irrigation, Navigation, Embankment

Name of Projects.	COST OF CONSTRUCTION AS NOW ESTIMATED.			During
	Direct Charges.	Indirect Charges.	Total.	
	1	2	3	4
	Rs.	Rs.	Rs.	Rs.
<i>55.—Construction of Irrigation, Navigation, Embankment and Drainage Works—A—Irrigation Works.</i>				
PRODUCTIVE.				
SIND.				
<i>Works in Operation.</i>				
Desert Canal .. .. .	26,58,449	80,113	27,38,562	1,295
Unharwah .. .. .	7,70,854	20,862	7,91,716	....
Begari Canal .. .. .	23,99,252	79,346	24,78,598	9,503
Eastern Nara Works .. .. .	83,20,360	2,95,646	86,16,006	3,68,839
Jamrao Canal .. .. .	96,27,897	3,01,042	99,28,939	2,14,152
Sukkur do. .. .. .	14,21,461	63,113	14,84,574	3,156
Ghar do. .. .. .	6,43,570	34,733	6,78,303	11,201
Alibhar Kacheri Canal .. .. .	1,03,430	3,739	1,07,169	....
Great Marak .. .. .	4,41,387	16,641	4,58,028	13,715
Sarfrazwah .. .. .	1,18,559	6,121	1,24,680	....
Fuleli Canal .. .. .	29,96,884	1,19,154	31,16,038	3,26,544
Hasanaliwah .. .. .	2,91,598	14,948	3,06,546	1,669
Naulakhi .. .. .	1,31,640	4,038	1,35,678	—7
Kalri Canal .. .. .	75,817	1,521	77,338	4,180
Pinyari do. .. .. .	11,41,763	38,327	11,80,090	2,80,027
Indus Canals—Right Bank .. .. .	86,927	1,833	88,760	....
Indus Canals—Left Bank .. .. .	2,52,978	5,960	2,58,938	....
Sind Canals and Branches .. .. .	8,23,264	10,384	8,33,648	4,671
Rajib Chitti and Garang .. .. .	2,79,077	5,039	2,84,116	6,996
Canals in Rohri .. .. .	1,83,893	3,255	1,87,148	1,939
Western Nara and Pritchard .. .. .	20,30,970	51,958	20,82,928	....
Phitta .. .. .	25,570	566	26,136	....
Marviwah .. .. .	9,507	230	9,737	....
Gharo Mahamudo .. .. .	1,06,040	3,745	1,09,785	....
Kari Shumali .. .. .	15,191	602	15,793	....
Nasirwah .. .. .	45,640	1,517	47,157	....
Indus Canals (other Canals Fuleli District) .. .. .	1,11,146	3,402	1,14,548	....
Dambhro .. .. .	50,514	1,304	51,818	....
Total Works in operation and carried over .. .. .	3,51,63,638	11,69,139	3,63,32,777	12,47,88

and Drainage Works for which separate Revenue Accounts are kept.

CAPITAL OUTLAY.					GROSS RECEIPTS DURING THE YEAR.		
the year.		To end of year.			Direct Receipts.	Portion of Land Revenue due to works.	Total
Indirect Charges.	Total.	Direct Charges.	Indirect Charges.	Total.			
6	7	8	9	10	11	12	13
Rs.	Rs.	Rs.	Rs.	Rs.	Rs.	Rs.	Rs.
44	1,339	26,57,916	80,098	27,38,014	1,23,872	3,82,656	5,06,528
....	....	7,70,854	20,862	7,91,716	2,424	2,30,541	2,32,965
315	9,818	23,96,376	79,234	24,75,610	50,560	6,82,288	7,32,848
16,928	3,85,767	82,17,204	2,92,868	85,10,072	27,885	5,23,500	5,51,385
7,634	2,21,786	95,11,188	2,91,104	98,02,292	94,527	7,76,048	8,70,575
107	3,263	14,21,461	63,113	14,84,574	5,489	1,98,429	2,03,918
380	11,581	6,43,570	34,733	6,78,303	15,858	8,82,721	8,98,579
....	....	1,03,430	3,739	1,07,169	1,170	10,106	11,276
744	14,459	4,41,387	16,641	4,58,028	5,617	1,02,003	1,07,620
....	....	1,18,559	6,121	1,24,680	2,729	33,410	36,139
14,248	3,40,792	28,76,813	1,11,522	29,88,335	56,013	7,00,566	7,56,579
72	1,741	2,91,598	14,948	3,06,546	623	42,764	43,387
....	—7	1,31,633	4,038	1,35,671	838	1,42,248	1,43,086
142	4,322	75,398	1,512	76,910	1,153	46,423	47,576
9,500	2,89,527	8,83,510	25,281	9,08,791	5,497	2,60,248	2,65,745
....	....	86,927	1,833	88,760	1,457	73,239	74,706
....	....	2,52,978	5,960	2,58,938	2,649	1,08,903	1,11,552
158	4,829	8,22,853	10,375	8,33,228	5,676	2,47,220	2,52,896
237	7,233	2,72,254	4,077	2,76,331	1,251	89,449	90,700
62	2,001	1,81,776	3,142	1,84,918	4,551	1,49,829	1,54,380
....	....	20,30,970	51,958	20,82,928	13,686	7,67,973	7,81,659
....	....	25,570	566	26,136	207	9,724	9,931
....	....	9,507	230	9,737	....	13,195	13,195
....	....	1,06,040	3,745	1,09,785	6,838	1,60,057	1,66,895
....	....	15,191	602	15,793	2,770	68,698	71,468
....	....	45,640	1,517	47,157	1,722	70,455	72,177
....	....	1,11,146	3,402	1,14,548	1,053	71,476	72,529
....	....	50,514	1,304	51,818	283	31,357	31,640
50,571	12,98,451	3,45,52,263	11,34,525	3,56,86,788	4,36,408	68,75,526	73,11,934

## No. 1.—General Abstract of Financial Results of Irrigation, Navigation, Embankment

Name of Projects.  1	WORKING EXPENSES DURING THE YEAR.			NET RESULTS
	Direct Charges.	Indirect Charges.	Total.	Net receipts (or excess Revenue).
	14	15	16	17
	Rs.	Rs.	Rs.	Rs.
<i>55.—Construction of Irrigation, Navigation, Embankment and Drainage Works—A—Irrigation Works.</i>				
PRODUCTIVE.				
SIND.				
<i>Works in Operation.</i>				
Desert Canal .. .. .	2,06,357	6,271	2,12,628	2,93,900
Unharwah .. .. .	77,882	2,175	80,057	1,52,908
Begari Canal .. .. .	2,40,363	7,175	2,47,538	4,85,310
Eastern Nara Works .. .. .	3,64,193	19,464	3,83,657	1,67,728
Jamrao Canal .. .. .	5,38,435	34,881	5,73,316	2,97,259
Sukkur do. .. .. .	1,29,495	3,977	1,33,472	70,446
Ghar do. .. .. .	2,74,517	7,965	2,82,482	6,16,097
Alibhar Kacheri Canal .. .. .	—505	148	—357	11,633
Great Marak .. .. .	42,836	2,847	45,683	61,937
Sarfrazwah .. .. .	19,504	1,260	20,764	15,375
Fuleli Canal .. .. .	2,76,575	18,095	2,94,670	4,61,909
Hasanaliwah .. .. .	31,959	1,953	33,912	9,475
Naulakhi .. .. .	46,401	2,409	48,810	94,276
Ka'ri Canal .. .. .	46,928	1,841	48,769	.....
Pinyari do. .. .. .	1,80,703	5,791	1,86,494	79,251
Indus Canals—Right Bank .. .. .	40,955	1,207	42,162	32,544
Indus Canals—Left Bank .. .. .	69,577	2,140	71,717	39,835
Sind Canals and Branches .. .. .	85,879	2,420	88,299	1,64,597
Rajib Chitti and Karang .. .. .	18,293	441	18,734	71,966
Canals Rohri .. .. .	1,57,500	5,042	1,62,542	.....
Western Nara and Pritchard .. .. .	3,95,775	11,875	4,07,650	3,74,009
Phitta .. .. .	5,171	157	5,328	4,603
Marviwah .. .. .	13,870	446	14,316	.....
Gharo Mahamudo .. .. .	78,583	4,191	82,774	84,121
Kari Shumali .. .. .	34,249	2,073	36,322	35,146
Nasirwah .. .. .	26,250	1,401	27,651	44,526
Indus Canals (other Canals Fuleli District) .. .. .	36,205	2,028	38,233	34,296
Dambhro .. .. .	19,736	1,134	20,870	10,770
<b>Total Works in operation and carried over ..</b>	<b>34,57,686</b>	<b>1,50,807</b>	<b>36,08,493</b>	<b>37,03,441</b>

and Drainage Works for which separate Revenue Accounts are kept.

(EXCLUDING INTEREST) FOR THE YEAR.			Simple Interest for the year at* per cent. during the year.	NET RESULTS (INCLUDING INTEREST) FOR THE YEAR.			
Net payments (or deficit).	Rate per cent.			Excess Revenue (or profit).	Deficit (or loss).	Rate per cent.	
	Of Net Receipts.	Of Net Payments.				Of excess revenue.	Of deficit.
18	19	20	21	22	23	24	25
Rs.			Rs.	Rs.	Rs.		
....	10·73	....	88,747	2,05,153	....	7·49	....
....	19·31	....	25,698	1,27,210	....	16·07	....
....	19·60	....	79,982	4,05,328	....	16·37	....
....	1·97	....	2,96,736	....	1,29,008	....	1·52
....	3·03	....	3,32,091	....	34,832	....	0·35
....	4·74	....	48,518	21,928	....	1·48	....
....	90·82	....	23,331	5,92,766	....	87·40	....
....	10·83	....	5,337	6,296	....	5·84	....
....	13·51	....	19,819	42,118	....	9·18	....
....	12·33	....	3,942	11,433	....	9·17	....
....	15·45	....	1,08,890	3,53,019	....	11·81	....
....	3·09	....	9,688	....	213	....	0·07
....	6·95	....	5,138	89,138	....	6·57	....
1,193	....	1·55	2,646	....	3,839	....	4·99
....	8·72	....	30,510	48,741	....	5·36	....
....	36·67	....	3,946	28,598	....	32·22	....
....	15·38	....	9,457	30,378	....	11·73	....
....	19·75	....	29,728	1,34,869	....	16·17	....
....	26·03	....	9,362	62,604	....	22·62	....
8,162	....	4·41	7,517	....	15,679	....	8·48
....	17·96	....	69,534	3,04,475	....	14·62	....
....	17·61	....	875	3,728	....	14·26	....
1,121	....	11·51	316	....	1,437	....	14·76
....	76·62	....	3,840	80,281	....	73·11	....
....	222·54	....	623	34,523	....	218·60	....
....	94·42	....	1,747	42,779	....	90·71	....
....	29·93	....	4,661	29,635	....	25·86	....
....	20·78	....	1,738	9,032	....	17·43	....
....	10·38	....	12,24,417	24,79,024	....	6·95	....

\*On capital outlay to end of the year 1916-17 at the average rate 3·3252 per cent. and on subsequent outlay at the average rate 5·69 per cent.

Name of Projects.	COST OF CONSTRUCTION AS NOW ESTIMATED.			During
	Direct Charges.	Indirect Charges.	Total.	
	1	2	3	4
Brought forward ..	Rs. 3,51,63,638	Rs. 11,69,139	Rs. 3,63,32,777	Rs. 12,47,880
<i>55.—Construction of Irrigation, Navigation, Embankment and Drainage Works—A—Irrigation Works.</i>				
PRODUCTIVE.				
SIND.				
<i>Works under Construction.</i>				
Lloyd Barrage .. .. .	17,82,34,564	53,12,979	18,35,47,543	37,80,203
Garkino Canal .. .. .	1,25,551	4,091	1,29,642	77,294
Total works under construction ..	17,83,60,115	53,17,070	18,36,77,185	38,57,497
Total Sind ..	21,35,23,753	64,86,209	22,00,09,962	51,05,377
DECCAN AND GUJARAT.				
<i>Works in Operation.</i>				
Gadikeri .. .. .	16,363	555	16,918	....
Mavinkop .. .. .	30,185	3,319	33,504	....
Shahada .. .. .	73,919	4,891	78,810	1,882
Total Deccan and Gujarat ..	1,20,467	8,765	1,29,232	1,882
Total Productive ..	21,36,44,220	64,94,974	22,01,39,194	51,07,259
UNPRODUCTIVE.				
SIND.				
<i>Works in Operation.</i>				
Mahiwah .. .. .	13,95,263	59,261	14,54,524	4,791
Dad Canal .. .. .	25,93,182	99,200	26,92,382	459
Nasrat do. .. .. .	18,08,565	58,281	18,66,846	1,718
Suttah .. .. .	1,82,004	6,311	1,88,315	3,677
Baghar .. .. .	7,58,607	22,240	7,80,847	36,815
Dadu Canal .. .. .	28,249	666	28,915	....
Total ..	67,65,870	2,45,959	70,11,829	47,460
<i>Works under Construction.</i>				
Seharwah .. .. .	8,57,487	22,038	8,79,525	—126
<i>Works in Abeyance.</i>				
Naulakhi abandoned Project ..	12,17,935	44,619	12,62,554	....
Total Sind ..	88,41,292	3,12,616	91,53,908	47,334
Carried over ..	88,41,292	3,12,616	91,53,908	47,334
	21,36,44,220	64,94,974	22,01,39,194	51,07,259

ADMINISTRATIVE ACCOUNTS FOR THE YEAR 1923-24.

CAPITAL OUTLAY.					GROSS RECEIPTS DURING THE YEAR.		
the year.		To end of year.			Direct Receipts	Portion of Land Revenue due to works.	Total.
Indirect Charges.	Total.	Direct Charges.	Indirect Charges.	Total.			
6	7	8	9	10	11	12	13
Rs.	Rs.	Rs.	Rs.	Rs.	Rs.	Rs.	Rs.
50,571	12,98,451	3,45,52,263	11,34,525	3,56,86,788	4,36,408	68,75,526	73,11,934
1,82,295	39,62,498	53,84,808	2,34,510	56,19,318	....	....	....
2,622	79,916	1,00,180	3,296	1,03,476	....	....	....
1,84,917	40,42,414	54,84,988	2,37,806	57,22,794	....	....	....
2,35,488	53,40,865	4,00,37,251	13,72,331	4,14,09,582	4,36,408	68,75,526	73,11,934
....	....	16,363	555	16,918	....	1,301	1,301
....	....	30,185	3,319	33,504	....	1,978	978
63	1,945	63,913	4,566	68,479	5,291	5,958	11,249
63	1,945	1,10,461	8,440	1,18,901	5,291	9,237	14,528
2,35,551	53,42,810	4,01,47,712	13,80,771	4,15,28,483	4,41,699	68,84,763	73,26,462
162	4,953	13,94,499	59,206	14,53,705	405	1,371	1,776
20	479	25,86,037	94,622	26,80,659	2,416	2,65,216	2,67,632
75	1,793	18,08,565	58,281	18,66,846	867	1,65,223	1,66,090
125	3,802	1,77,705	6,176	1,83,881	— 33	24,059	24,026
1,249	33,064	2,67,685	6,283	2,73,968	1,953	75,906	77,859
....	....	28,249	666	28,915	273	32,422	32,695
1,631	49,091	62,62,740	2,25,234	64,87,974	5,881	5,64,197	5,70,078
— 4	— 130	28,269	533	28,802	....	....	....
....	....	5,112	33	5,145	....	....	....
1,627	48,961	62,96,121	2,25,800	65,21,921	5,881	5,64,197	5,70,078
1,627	48,961	62,96,121	2,25,800	65,21,921	5,881	5,64,197	5,70,078
2,35,551	53,42,810	4,01,47,712	13,80,771	4,15,28,483	4,41,699	68,84,763	73,26,462



Name of Projects.	WORKING EXPENSES DURING THE YEAR.			NET RESULTS
	Direct Charges.	Indirect Charges.	Total.	Net receipts (or excess revenue).
	14	15	16	17
	Rs.	Rs.	Rs.	Rs.
Brought forward ..	34,57,686	1,50,807	36,08,493	37,03,441
<i>55.—Construction of Irrigation, Navigation, Embankment and Drainage Works—A—Irrigation Works.</i>				
PRODUCTIVE.				
SIND.				
<i>Works under Construction.</i>				
Lloyd Barrage .. .. .	....	....	....	....
Garkino Canal .. .. .	....	....	....	....
Total works under construction ..	....	....	....	....
Total Sind ..	34,57,686	1,50,807	36,08,493	37,03,441
DECCAN AND GUJARAT.				
<i>Works in Operation.</i>				
Gadikeri .. .. .	1,079	86	1,165	136
Mavinkop .. .. .	577	34	611	1,367
Shahad .. .. .	5,008	251	5,259	5,990
Total Deccan and Gujarat ..	6,664	371	7,035	7,493
Total Productive ..	34,64,350	1,51,178	36,15,528	37,10,934
UNPRODUCTIVE.				
SIND.				
<i>Works in Operation.</i>				
Mahiwah .. .. .	1,59,792	5,464	1,65,256	....
Dad Canal .. .. .	1,29,559	6,704	1,36,263	1,31,369
Nasrat do. .. .. .	1,19,325	4,862	1,24,187	41,903
Suttah .. .. .	6,549	594	7,143	16,881
Baghar .. .. .	41,323	1,451	42,774	35,085
Dadu Canal .. .. .	39,402	1,271	40,673	....
Total ..	4,95,950	20,346	5,16,296	53,782
<i>Works under Construction.</i>				
Seharwah .. .. .	....	....	....	....
<i>Works in Abeyance.</i>				
Naulakhi abandoned Project ..	....	....	....	....
Total Sind ..	4,95,950	20,346	5,16,296	53,782
Carried over ..	4,95,950	20,346	5,16,296	53,782
	34,64,350	1,51,178	36,15,528	37,10,934

(EXCLUDING INTEREST) FOR THE YEAR.			Simple Interest for the year at* per cent. during the year.	NET RESULTS (INCLUDING INTEREST) FOR THE YEAR.			
Net payments (or deficit).	Rate per cent.			Excess Revenue (or profit).	Deficit (or loss).	Rate per cent.	
	Of Net Receipts.	Of Net Payments.	Of excess revenue.			Of deficit.	
18	19	20	21	22	23	24	25
Rs.			Rs.	Rs.	Rs.		
....	....	....	12,24,417	24,79,024	....	....	....
....	....	....	1,83,112	....	1,83,112	....	3·26
....	....	....	3,501	....	3,501	....	3·38
....	....	....	1,86,613	....	1,86,613	....	3·26
....	8·94	....	14,11,030	22,92,411	....	5·54	....
....	·80	....	544	....	4·08	....	2·41
....	4·08	....	1,004	363	....	1·08	....
....	8·75	....	2,141	3,849	....	5·62	....
....	6·30	....	3,689	3,804	....	3·20	....
....	8·94	....	14,14,719	22,96,215	....	5·53	....
1,63,480	....	11·24	46,551	....	2,10,031	....	14·45
....	4·90	....	86,201	45,168	....	1·68	....
....	2·24	....	60,020	....	18,117	....	0·97
....	9·21	....	5,892	10,991	....	5·98	....
....	12·81	....	8,870	26,215	....	9·56	....
7,978	....	27·59	940	....	8,918	....	30·84
....	0·83	....	2,08,474	....	1,54,692	....	2·38
....	....	....	1,612	....	1,612	....	5·60
....	....	....	170	....	170	....	3·31
....	0·82	....	2,10,256	....	1,56,474	....	2·40
....	....	....	2,10,256	....	1,56,474	....	....
....	....	....	14,14,719	22,96,215	....	....	....

\*On capital outlay to end of the year 1916-17 at the average rate 3·3252 per cent. and on subsequent outlay at the average rate 5·69 per cent.

Name of Projects.  1	COST OF CONSTRUCTION AS NOW ESTIMATED.			During Direct Charges. 5
	Direct Charges. 2	Indirect Charges. 3	Total. 4	
	Rs.	Rs.	Rs.	Rs.
Brought forward ..	21,36,44,220	64,94,974	22,01,39,194	51,07,259
	88,41,292	3,12,616	91,53,908	47,334
<b>55.—Construction of Irrigation, Navigation, Embankment and Drainage Works—A—Irrigation Works.</b>				
<b>UNPRODUCTIVE.</b>				
<b>DECCAN AND GUJARAT.</b>				
<i>Works in Operation.</i>				
Hathamti and Kharicut Canal .. .. .	12,43,648	75,081	13,18,729	....
Wangroli Tank .. .. .	2,42,512	50,783	2,93,295	....
Tranza-Nagarama Tank .. .. .	2,38,032	42,603	2,80,635	....
Savli Tank .. .. .	2,34,179	21,031	2,55,210	....
Sahiat do. .. .. .	1,58,452	25,577	1,84,029	....
Futelao do. .. .. .	1,07,356	9,105	1,16,461	....
Lower Panjhra River Works .. .. .	4,45,382	23,239	4,68,621	....
Hartala Tank .. .. .	47,948	25,434	73,382	....
Mhaswa do. .. .. .	1,28,781	10,175	1,38,956	....
Jamda Canal .. .. .	10,02,626	50,202	10,52,828	....
Bhatodi Tank .. .. .	3,52,685	27,022	3,79,707	....
Ekruk do. .. .. .	12,28,117	1,12,269	13,40,386	....
Koregaon do. .. .. .	37,923	1,266	39,189	....
Ashti do. .. .. .	7,62,493	79,215	8,41,708	2,751
Pathri do. .. .. .	6,27,825	15,021	6,42,846	....
Krishna Canal .. .. .	8,95,262	51,507	9,46,769	985
Mhaswad do. .. .. .	20,05,553	90,463	20,96,016	....
Revani do. .. .. .	56,771	3,040	59,811	....
Upper Man River Works .. .. .	4,15,835	23,451	4,39,286	....
Yerla River Irrigation Works .. .. .	7,35,446	45,828	7,81,274	5,419
Chikhli Canal .. .. .	53,805	3,639	57,442	....
Maini Tank .. .. .	4,70,374	25,794	4,96,168	3,835
Muchkundi Tank .. .. .	1,40,217	18,490	1,58,707	....
Gokak Canal—1st Section and Storage Works .. .. .	13,01,750	80,172	13,81,922	....
Dambal Tank .. .. .	60,847	3,133	63,980	....
Medleri do. .. .. .	78,354	3,038	81,392	....
Madag do. .. .. .	1,61,248	6,350	1,67,598	....
Asundi do. .. .. .	60,741	14,254	74,995	....
Dharma Canal .. .. .	95,509	2,323	97,832	....
Kadwa River Works .. .. .	9,75,609	39,310	10,14,919	1,243
Chankapur Tank .. .. .	19,81,695	68,268	20,49,963	6,244
Pravara River Works—Lakh Canal .. .. .	3,52,446	19,445	3,71,891	....
	1,66,99,419	10,66,528	1,77,65,947	20,477
Carried over ..	88,41,292	3,12,616	91,53,908	47,334
	21,36,44,220	64,94,974	22,01,39,194	51,07,259

ADMINISTRATIVE ACCOUNTS FOR THE YEAR 1923-24.

CAPITAL OUTLAY.					GROSS RECEIPTS DURING THE YEAR.		
the year.		To end of year.			Direct Receipts.	Portion of land revenue due to works.	Total.
Indirect Charges.	Total.	Direct Charges.	Indirect Charges.	Total.			
6	7	8	9	10	11	12	13
Rs.	Rs.	Rs.	Rs.	Rs.	Rs.	Rs.	Rs.
2,35,551	53,42,810	4,01,47,712	13,80,771	4,15,28,483	4,41,699	68,84,763	73,26,462
1,627	48,961	62,96,121	2,25,800	65,21,921	5,881	5,64,197	5,70,078
.....	.....	12,43,648	75,081	13,18,729	53,754	.....	53,754
.....	.....	2,42,512	50,783	2,93,295	2,198	.....	2,198
.....	.....	2,38,032	42,603	2,80,635	393	.....	393
.....	.....	2,34,179	21,031	2,55,210	3,324	.....	3,324
.....	.....	1,58,452	25,577	1,84,029	3,815	.....	3,815
.....	.....	1,07,356	9,105	1,16,461	405	.....	405
.....	.....	4,45,382	23,239	4,68,621	16,629	9,947	26,576
.....	.....	47,948	25,434	73,382	899	.....	899
.....	.....	1,28,781	10,175	1,38,956	1,794	.....	1,794
.....	.....	9,94,136	50,001	10,44,137	7,108	.....	7,108
.....	.....	3,52,685	27,022	3,79,707	6,835	1,884	8,719
.....	.....	12,28,117	1,12,269	13,40,386	1,37,778	.....	1,37,778
.....	.....	37,923	1,266	39,189	661	.....	661
92	2,843	7,62,493	79,215	8,41,708	26,426	.....	26,426
.....	.....	6,27,825	15,021	6,42,846	4,775	.....	4,775
33	1,018	8,93,962	51,515	9,45,477	75,447	.....	75,447
.....	.....	20,05,553	90,463	20,96,016	53,355	.....	53,355
.....	.....	56,771	3,040	59,811	2,856	.....	2,856
.....	.....	4,15,835	23,451	4,39,286	4,961	.....	4,961
181	5,600	7,32,975	45,752	7,78,727	14,617	.....	14,617
.....	.....	53,803	3,639	57,442	1,889	.....	1,886
128	3,963	4,65,960	25,653	4,91,613	9,091	.....	9,091
.....	.....	1,40,217	18,490	1,58,707	590	.....	590
.....	.....	13,01,750	80,172	13,81,922	67,637	.....	67,637
.....	.....	60,847	3,133	63,980	1,622	916	2,538
.....	.....	78,354	3,038	81,392	1,150	.....	1,150
.....	.....	1,61,248	6,350	1,67,598	1,308	.....	1,308
.....	.....	60,741	14,254	74,995	922	687	1,609
.....	.....	95,509	2,323	97,832	2,003	2,391	388
49	1,292	9,72,984	62,499	10,35,483	51,002	594	51,596
255	6,499	19,81,695	68,268	20,49,963	53,881	.....	53,881
.....	.....	3,52,446	19,445	3,71,891	2,091	225	2,316
738	21,215	1,66,80,119	10,89,307	1,77,69,426	6,11,216	11,862	6,23,078
1,627	48,961	62,96,121	2,25,800	65,21,921	5,881	5,64,197	5,70,078
2,35,551	53,42,810	4,01,47,712	13,80,771	4,15,28,483	4,41,699	68,84,763	73,26,462

Name of Projects.  1	WORKING EXPENSES DURING THE YEAR.			NET RESULTS
	Direct Charges.	Indirect Charges.	Total.	Net receipts (or excess revenue).
	14	15	16	17
	Rs.	Rs.	Rs.	Rs.
Brought forward ..	34,64,350	1,51,178	36,15,528	37,10,934
	4,95,950	20,346	5,16,296	53,782
<i>55.—Construction of Irrigation, Navigation, Embankment and Drainage Works—A—Irrigation Works.</i>				
UNPRODUCTIVE.				
DECCAN AND GUJARAT.				
<i>Works in Operation</i>				
Hathamti and Kharicut Canal .. .. .	35,268	787	36,055	17,699
Wangroli Tank .. .. .	5,345	125	5,470	....
Tranza-Nagarama Tank .. .. .	2,691	64	2,755	....
Savli Tank .. .. .	5,041	117	5,158	....
Sahiat do. .. .. .	4,877	113	4,990	....
Futelao do. .. .. .	1,467	35	1,502	....
Lower Panjhra River Works .. .. .	4,502	141	4,643	21,933
Hartala Tank .. .. .	874	52	926	....
Mhaswa do. .. .. .	1,727	104	1,831	....
Jamda Canal .. .. .	8,562	500	9,062	....
Bhatodi Tank .. .. .	10,289	602	10,891	....
Ekruk do. .. .. .	20,115	821	20,936	1,16,842
Koregaon do. .. .. .	1,572	94	1,666	....
Ashti do. .. .. .	7,155	268	7,423	19,003
Pathri do. .. .. .	5,570	324	5,894	....
Krishna Canal .. .. .	26,501	1,300	27,801	47,646
Mhaswad Canal .. .. .	16,793	1,014	17,807	35,548
Revani do. .. .. .	2,673	155	2,828	28
Upper Man River Works .. .. .	2,879	159	3,038	1,923
Yerla River Irrigation Works .. .. .	18,152	1,060	19,212	....
Chikhli Canal .. .. .	996	56	1,052	837
Maini Tank .. .. .	4,626	260	4,886	4,205
Muchkundi Tank .. .. .	5,867	531	6,398	....
Gokak Canal—1st Section and Storage Works .. .. .	16,614	1,288	17,902	49,735
Dambal Tank .. .. .	1,484	125	1,609	929
Medleri do. .. .. .	1,132	98	1,230	....
Madag do. .. .. .	2,231	200	2,431	....
Asundi do. .. .. .	1,190	98	1,288	321
Dharma Canal .. .. .	1,053	197	1,250	....
Kadwa River Works .. .. .	19,145	1,207	20,352	31,244
Chankapur Tank .. .. .	33,367	2,215	35,582	18,299
Pravara River Works—Lakh Canal .. .. .	3,554	252	3,806	....
	2,73,312	14,362	2,87,674	3,35,404
Carried over ..	4,95,950	20,346	5,16,296	53,782
	34,64,350	1,51,178	36,15,528	37,10,934

(EXCLUDING INTEREST) FOR THE YEAR.			Simple Interest for the year at * per cent. during the year.	NET RESULTS (INCLUDING INTEREST) FOR THE YEAR.			
Net payments (or deficit).	Rate per cent.			Excess Revenue (or profit).	Deficit (or loss).	Rate per cent.	
	Of Net Receipts.	Of Net Payments.				Of excess revenue.	Of deficit.
18	19	20	21	22	23	24	25
Rs.			Rs.	Rs.	Rs.		
....	....	....	14,14,719	22,96,215	....	....	....
....	....	....	2,10,256	....	1,56,474	....	....
....	....	....	41,417	....	23,718	....	1.80
3,272	1.34	....	8,148	....	11,420	....	3.89
2,362	....	1.72	7,915	....	10,277	....	3.66
1,834	....	.84	7,787	....	9,621	....	3.76
1,175	....	.72	5,269	....	6,444	....	3.50
1,097	....	.64	3,570	....	4,667	....	4.00
....	4.68	....	14,810	7,123	....	1.52	....
27	....	....	1,594	....	1,621	....	2.21
37	....	.04	4,282	....	4,319	....	3.11
1,954	....	.03	33,127	....	35,081	....	3.36
2,172	....	.19	11,727	....	13,899	....	3.66
....	8.72	....	40,837	76,005	....	5.67	....
1,005	....	2.56	1,261	....	2,266	....	5.78
....	2.26	....	25,405	....	6,402	....	0.76
1,119	....	0.17	20,876	....	21,995	....	3.42
....	5.04	....	29,722	17,924	....	1.89	....
....	1.69	....	66,688	....	31,140	....	1.48
....	0.05	....	1,888	....	1,860	....	3.11
....	0.44	....	13,827	....	11,904	....	2.70
4,595	....	0.59	24,536	....	29,131	....	3.74
....	1.46	....	1,789	....	952	....	1.66
5,808	0.86	....	15,476	....	11,271	....	2.29
....	3.60	3.66	4,663	....	10,471	....	6.52
....	1.45	....	43,286	6,449	....	0.47	....
80	....	0.10	2,023	....	1,094	....	1.71
1,123	....	0.67	2,605	....	2,685	....	3.30
....	0.43	....	5,362	....	6,485	....	3.87
1,638	....	1.67	2,020	....	1,699	....	2.27
....	3.02	....	3,412	....	5,050	....	5.16
....	0.89	....	32,347	....	1,103	....	0.11
1,490	....	0.40	69,044	....	50,745	....	2.48
....	....	....	11,720	....	13,210	....	3.55
....	....	....	5,58,433	....	2,23,029	....	....
....	....	....	2,10,256	....	1,56,474	....	....
....	....	....	14,14,719	22,96,21	....	....	....

\*On capital outlay to end of the year 1916-17 at the average rate 3.3252 per cent, and on subsequent outlay at the average rate 5.69 per cent.

Name of Projects.	COST OF CONSTRUCTION AS NOW ESTIMATED.			During
	Direct Charges.	Indirect Charges.	Total.	
	2	3	4	5
	Rs.	Rs.	Rs.	Rs.
	21,36,44,220	64,94,974	22,01,39,194	51,07,259
Brought forward ..	88,41,292	3,12,616	91,53,908	47,334
	1,66,99,419	10,66,528	1,77,65,947	20,477
<i>55.—Construction of Irrigation, Navigation, Embankment and Drainage Works—A—Irrigation Works.</i>				
UNPRODUCTIVE.				
DECCAN AND GUJARAT—contd.				
<i>Works in Operation—contd.</i>				
Godavari Canal .. .. .	97,21,280	4,96,281	1,02,17,561	10,422
Pravara do. .. .. .	1,34,02,491	6,46,975	1,40,49,466	7,76,500
Parsul Tank .. .. .	2,11,995	6,951	2,18,946	....
Pravara Left Bank Canal .. .. .	3,24,317	23,233	3,47,550	....
Mutha Canal including Matoba Tank .. .. .	62,44,749	2,95,316	65,40,065	....
Nira Canal and Shetphal Tank .. .. .	62,28,986	3,71,592	66,00,578	20,158
Kasurdi Tank .. .. .	40,812	4,778	45,590	....
Shirsuphal do. .. .. .	2,12,199	12,369	2,24,568	....
Phadalwadi do. .. .. .	2,13,115	14,307	2,27,422	....
Total works in operation ..	5,32,99,363	29,38,330	5,62,37,693	8,27,557
<i>Works under Construction.</i>				
Maladevi Tank .. .. .	3,04,671	9,903	3,14,574	....
Budhibal do. .. .. .	13,98,529	56,091	14,54,620	256
Nira Right Bank Canals .. .. .	4,76,65,402	14,82,853	4,91,48,255	39,77,595
Gokak Canal Survey .. .. .	67,865	....	67,865	35,669
Victoria Tank .. .. .	4,37,530	23,473	4,61,003	—129
Suki River .. .. .	....	....	....	....
Total works under construction ..	4,98,73,997	15,72,320	5,14,46,317	40,13,391
<i>Works in Abeyance.</i>				
Gokak Canal 2nd Section .. .. .	1,78,001	13,994	1,91,995	....
Total Deccan and Gujarat ..	10,33,51,361	45,24,644	10,78,76,005	48,40,948
Total Unproductive ..	11,21,92,653	48,37,260	11,70,29,913	48,88,282
Grand Total 55—Construction of Irrigation Works.	32,58,36,873	1,13,32,234	33,71,69,107	(a) 99,95,541
Works for which only revenue accounts are kept—Sind ..	....	....	....	....

NOTE.—Direct Charges under Working Expenses include share of collection charges in the Civil Department  
(a) The difference of Rs.—131 is due to the adjustment under Suspense, vide J.E. No. 34, dated 17th December



CAPITAL OUTLAY.					GROSS RECEIPTS DURING THE YEAR.		
the year.		To end of year.			Direct Receipts.	Portion of Land Revenue due to works.	Total.
Indirect Charges.	Total.	Direct Charges.	Indirect Charges.	Total.			
6	7	8	9	10	11	12	13
Rs.	Rs.	Rs.	Rs.	Rs.	Rs.	Rs.	Rs.
2,35,551	53,42,810	4,01,47,712	13,80,771	4,15,28,483	4,41,699	68,84,763	73,26,462
1,627	48,961	62,96,121	2,25,800	65,21,921	5,881	5,64,197	5,70,078
738	21,215	1,66,80,119	10,89,307	1,77,69,426	6,11,216	11,862	6,23,078
563	10,985	97,55,157	4,98,778	1,02,53,935	5,56,441	....	5,56,441
32,483	8,08,983	1,30,65,071	4,32,536	1,34,97,607	1,13,610	....	1,13,610
....	....	2,08,007	6,988	2,14,995	1,442	....	1,442
....	....	3,24,317	23,233	3,47,550	2,20,942	76	2,21,018
....	....	62,44,640	2,95,313	65,39,953	3,28,296	52	3,28,348
750	20,908	62,67,740	3,74,053	66,41,793	5,93,561	....	5,93,561
....	....	40,812	4,778	45,590	611	....	611
....	....	2,12,199	12,369	2,24,568	7,367	....	7,367
....	....	2,13,115	14,307	2,27,422	4,921	....	4,921
34,534	8,62,091	5,30,11,177	27,51,662	5,57,62,839	24,38,407	11,990	24,50,397
....	....	3,02,040	9,888	3,11,928	..	....	....
21	277	4,92,348	18,380	5,10,728	....	....	....
1,50,010	41,27,605	3,01,84,428	8,55,856	3,10,40,284	....	....	....
1,782	37,451	96,391	4,532	1,00,923	....	....	....
1	-128	62,614	4,029	66,643	....	....	....
....	....	15,139	385	15,524	....	....	....
1,51,814	41,65,205	3,11,52,960	8,93,070	3,20,46,030	....	....	....
....	....	1,76,306	13,978	1,90,284	....	....	....
1,86,348	50,27,296	8,43,40,443	36,58,710	8,79,99,153	24,38,407	11,990	24,50,397
1,87,975	50,76,257	9,06,36,564	38,84,510	9,45,21,074	24,44,288	5,76,187	30,20,475
4,23,526	1,04,19,067	13,07,84,276	52,65,281	13,60,49,557	28,85,987	74,60,950	1,03,46,937
....	....	....	....	....	....	....	....

calculated at certain percentages fixed by Government, but which are not adjusted in the Finance Accounts. 1923 from the Auditor General readjusted during 1923-24. It cannot be allocated to any canal.

Name of Projects.	WORKING EXPENSES DURING THE YEAR			NET RESULTS
	Direct Charges.	Indirect Charges.	Total.	Net receipts (or excess revenue).
	14	15	16	17
	Rs.	Rs.	Rs.	Rs.
Brought forward ..	34,64,350	1,51,178	36,15,528	37,10,934
	4,95,950	20,346	5,16,296	53,782
	2,73,312	14,362	2,87,674	3,35,404
55.—Construction of Irrigation, Navigation, Embankment and Drainage Works—A—Irrigation Works.				
UNPRODUCTIVE.				
DECCAN AND GUJARAT—contd.				
Works in Operation—contd.				
Godavari Canal .. .. .	2,47,872	15,902	2,63,774	2,92,667
Pravara do. .. .	66,388	4,389	70,777	42,833
Parsul Tank .. .	1,345	92	1,437	5
Pravara Left Bank Canal .. .	96,221	6,148	1,02,369	1,18,649
Mutha Canal including Matoba Tank .. .	1,29,670	8,434	1,38,104	1,90,244
Nira Canal and Shetphal Tank .. .	2,30,434	14,527	2,44,961	3,48,600
Kasurdi Tank .. .	955	69	1,024	.....
Shirsuphal do. .. .	3,009	204	3,213	4,154
Bhadalwadi do. .. .	3,194	214	3,408	1,513
Total works in operation ..	10,52,400	64,341	11,16,741	13,33,656
Works under Construction.				
Maladevi Tank .. .. .	.....	.....	.....	.....
Budhihal do. .. .	.....	.....	.....	.....
Nira Right Bank Canals .. .	.....	.....	.....	.....
Gokak Canal Survey .. .	.....	.....	.....	.....
Victoria Tank .. .	.....	.....	.....	.....
Suki River .. .	.....	.....	.....	.....
Total works under construction ..	.....	.....	.....	.....
Works in Abeyance.				
Gokak Canal 2nd Section .. .. .	.....	.....	.....	.....
Total Deccan and Gujarat ..	10,52,400	64,341	11,16,741	13,33,656
Total Unproductive ..	15,48,350	84,687	16,33,037	13,87,438
Grand Total 55—Construction of Irrigation Works..	50,12,700	2,35,865	52,48,565	50,98,372
Works for which only revenue accounts are kept ..	.....	.....	.....	.....

(b) According to Accounts for 1923-24 the interest charges amounted to Rs. 49,21,930. The difference of Rs. 1 due to rounding and also Auditor General's Transfer Entry No. 32 of 20th December 1924.

\*On capital outlay to end of the year 1916-17 at the average rate 3.3253 per cent. and on subsequent outlay at the

Submitted to the Auditor General,

Bombay, 11th November 1924,

ADMINISTRATIVE ACCOUNTS FOR THE YEAR 1923-24.

17

(EXCLUDING INTEREST) FOR THE YEAR.			Simple Interest for the year at * per cent. during the year.	NET RESULTS (INCLUDING INTEREST) FOR THE YEAR.			
Net payments (or deficit).	Rate per cent.			Excess Revenue (or profit).	Deficit (or loss).	Rate per cent.	
	Of Net Receipts.	Of Net Payments.				Of excess Revenue.	Of deficit.
18	19	20	21	22	23	24	25
Rs.			Rs.	Rs.	Rs.		
....	....	....	14,14,719	22,96,215	....	....	....
....	....	....	2,10,256	....	1,56,474	....	....
....	....	....	5,58,433	....	2,23,029	....	....
....	....	....	3,29,618	....	36,951	....	0.35
....	2.85	....	5,66,567	....	5,23,734	....	3.87
....	0.32	....	6,917	....	6,912	....	3.21
....	....	....	10,784	1,07,865	....	31.03	....
....	34.13	....	2,07,326	....	17,082	....	0.25
....	2.91	....	2,11,885	1,36,715	....	2.06	....
....	5.25	....	1,357	....	1,770	....	3.88
413	....	0.91	7,056	....	2,902	....	1.29
....	1.85	....	7,087	....	5,574	....	2.45
....	0.67	....	....	....	....	....	....
....	2.39	....	19,07,030	....	5,73,374	....	1.03
....	....	....	10,043	....	10,043	....	3.22
....	....	....	16,395	....	16,395	....	3.21
....	....	....	13,50,365	....	13,50,365	....	4.34
....	....	....	4,470	....	4,470	....	4.43
....	....	....	2,276	....	2,276	....	3.42
....	....	....	503	....	503	....	3.24
....	....	....	13,84,052	....	13,84,052	....	4.32
....	....	....	5,863	....	5,863	....	3.81
....	1.52	....	32,96,945	....	19,63,289	....	2.23
....	1.47	....	35,07,201	....	21,19,763	....	2.24
....	3.75	....	(b) 49,21,920	1,76,452	....	0.13	....
....	....	....	....	....	....	....	....

Rs. 10 is due to (1) a sum of Rs. 4 calculated on half the outlay of Rs. 131 under 'Suspense' during 1923-24 and (2) average rate 5.69 per cent.

Delhi, in continuation of this Office Endorsement No. B.K. 201/1875, dated 4th November 1924.

J. S. MILNE,  
Accountant General

## DESERT CANAL.

## CANAL PROJECT.

No. 2.—Capital Account for, and to end of, 1923-24.

Heads of Account.	Direct Charges.			Cost of Construction as now estimated (Construction estimate closed on 31st Mar. 1892).	Expenditure against closed estimates.
	Previous.	1923-24.	Total.		
1	2	3	4	5	6
<b>I.—WORKS.</b>					
<b>(1) HEAD WORKS.</b>					
C. Works .. .. .	63,481	..	63,481	63,481	63,481
K. Buildings .. .. .	3,620	..	3,620	3,620	3,620
Total, Head Works ..	67,101	..	67,101	67,101	67,101
<b>(2) MAIN CANALS AND BRANCHES.</b>					
A. Preliminary Expenses .. .. .	1,425	..	1,425	1,425	1,425
B. Land .. .. .	2,095	..	2,095	2,095	2,095
D. Regulators .. .. .	1,34,523	1,002	1,35,525	1,35,956	1,34,523
E. Falls and Weirs .. .. .	75,450	..	75,450	75,450	75,450
F. River and hill torrent works .. .. .	3	..	3	3	3
G. Bridges .. .. .	79,136	..	79,136	79,136	79,136
H. Escapes .. .. .	15,835	..	15,835	15,835	15,835
I. Navigation Works .. .. .	6,665	..	6,665	6,665	6,665
K. Buildings .. .. .	72,274	..	72,274	72,274	72,274
L. Earth-work .. .. .	14,56,901	..	14,56,901	14,56,901	14,56,901
M. Plantations .. .. .	1,507	..	1,507	1,507	1,507
O. Miscellaneous .. .. .	15,117	..	15,117	15,117	15,117
P. Maintenance .. .. .	6,908	..	6,908	6,908	6,908
Total, Main Canals and Branches ..	18,67,839	1,002	18,68,841	18,69,272	18,67,839
<b>(3) DISTRIBUTARIES.</b>					
A. Preliminary Expenses .. .. .	50	..	50	50	50
B. Land .. .. .	313	..	313	313	313
C. Works .. .. .	1,04,724	54	1,04,778	1,04,778	1,04,778
L. Earth-work .. .. .	1,05,205	..	1,05,205	1,05,205	1,05,205
Total, Distributaries ..	2,10,292	54	2,10,346	2,10,346	2,10,346
Total, I—Works ..	21,45,232	1,056	21,46,288	21,46,719	21,45,286
Carried over ..	21,45,232	1,056	21,46,288	21,46,719	21,45,286

DESERT CANAL.

CANAL PROJECT.

No. 2.—Capital Account for, and to end of, 1923-24.

Heads of Account.  1	Direct Charges.			Cost of Construction as now estimated (Construction estimate closed on 31st Mar. 1892).  5	Expenditure against closed estimates.  6
	Previous.  2	1923-24  3	Total.  4		
	Rs.	Rs.	Rs.	Rs.	Rs.
Brought over ..	21,45,232	1,056	21,46,288	21,46,719	21,45,286
<b>II.—ESTABLISHMENT.</b>					
1 and 2. Direction and Accounts ..	4,85,972	238	4,86,210	4,86,292	4,85,984
3. Executive .. .. .					
Total, Establishment ..	4,85,972	238	4,86,210	4,86,292	4,85,984
<b>II.—TOOLS AND PLANT ..</b>					
	25,454	1	25,455	25,475	25,454
Grand Total ..	26,56,658	1,295	26,57,953	26,58,486	26,56,724
V.—Less—Receipts on Capital Account. Net Outlay ..	37 26,56,621	.. 1,295	37 26,57,916	37 26,58,449	37 26,56,687
<i>Apportionment.</i>					
Chargeable to 49—Irrigation ..	19,49,853	..	19,49,853	} 26,58,449	} 26,56,687
Chargeable to 43—Minor Works and Navigation.	7,05,448	..	7,05,448		
Chargeable to 55—Construction of Irrigation Works—Provincial.	1,320	1,295	2,615		
Total ..	26,56,621	1,295	26,57,916	26,58,449	26,56,687

## DESERT CANAL.

## CANAL PROJECT.

No. 3.—Revenue Account for, and to end of, 1923-24.

Receipts.	TOTAL.			Charges.	TOTAL.		
	Previous.	1923-24.	Total.		Previous.	1923-24.	Total.
	Rs.	Rs.	Rs.		Rs.	Rs.	Rs.
<b>I.—DIRECT RECEIPTS.</b>				<b>I.—EXTENSIONS AND IMPROVEMENTS.</b>			
1. Water-rates from Irrigation.	24,63,870	1,17,477	25,81,347	1. Head Works..	7,739	...	7,739
5. Plantations ..	11,651	94	13,555	2. Main Canals and Branches ..	2,00,539	3,572	2,04,111
6. Other Canal produce ..		1,810		48,848	3. Distributaries ..	48,848	...
9. Rents of buildings ..	10,430	15	10,445	<b>Total ..</b>	<b>2,57,126</b>	<b>3,572</b>	<b>2,60,698</b>
10. Fines ..	23,753	2,988	26,741				
11. Miscellaneous receipts ..	32,402	1,528	33,930	<b>II.—MAINTENANCE AND REPAIRS.</b>			
12. Deduct Refunds ..	..	40	40	1. Head Works..	43,743	...	43,743
<b>Total ..</b>	<b>25,42,106</b>	<b>1,23,872</b>	<b>26,65,978</b>	2. Main Canals and Branches ..	28,28,094	1,45,791	29,73,885
				3. Distributaries ..	41,270	...	41,270
<b>II.—INDIRECT RECEIPTS.</b>				<b>Total ..</b>	<b>29,13,107</b>	<b>1,45,791</b>	<b>30,58,898</b>
Irrigation share of Land Revenue collected in the Civil Department.	86,15,475	3,80,360	89,95,835				
4 per cent. on 9/10ths of the proceeds from sales of occupancy rights per Govt. of India Nos. 53 and 58-A-1, dated respectively 20th June and 1st August 1889, communicated in Government Resolution No. 1209, dated 10th July and No. 1913, dated 7th November 1889 ..	54,652	2,296	56,948	<b>III.—COMPENSATION ..</b>	279	..	279
<b>Total ..</b>	<b>86,70,127</b>	<b>3,82,656</b>	<b>90,52,783</b>	<b>IV.—ESTABLISHMENT.</b>			
				1 and 2. Direction and Accounts. }	7,27,229	33,750	7,60,979
				3. Executive .. }			
<b>Total ..</b>	<b>86,70,127</b>	<b>3,82,656</b>	<b>90,52,783</b>	<b>Total ..</b>	<b>7,27,229</b>	<b>33,750</b>	<b>7,60,979</b>
<b>Total Receipts ..</b>	<b>1,12,12,233</b>	<b>5,06,528</b>	<b>1,17,18,761</b>	<b>V.—TOOLS AND PLANT ..</b>	33,333	187	33,520
Carried over ..	1,12,12,233	5,06,528	1,17,18,761	Carried over ..	39,31,074	1,83,300	41,14,374

ADMINISTRATIVE ACCOUNTS FOR THE YEAR 1923-24.

21

DESERT CANAL.

CANAL PROJECT.

No. 3.—Revenue Account for, and to end of, 1923-24.

Receipts.	TOTAL.			Charges.	TOTAL.		
	Previous.	1923-24.	Total.		Previous.	1923-24.	Total.
	Rs.	Rs.	Rs.		Rs.	Rs.	Rs.
Brought over ..	1,12,12,233	5,06,528	1,17,18,761	Brought over ..	39,31,074	1,83,300	41,14,374
<i>Note.</i> —Loss to the canal on account of difference between assessment of water rates on jaghir lands and assessment at the ordinary rates in force for Government lands noted here per Government of India Letter No. 233-1., 14th June 1883, communicated under Government Resolution No. 400, dated 11th August 1883.  To end of 1922-1923 Rs. 23,58,122 .. Loss for 1923-24 Rs. 99,778 Total Rs. 24,97,900				Profit and Loss—			
				VI.—REFUNDS OF REVENUE ..	7,245	....	7,245
				Suspense Account.	..	....	....
				Total ..	39,38,319	1,83,300	41,21,619
				Share of collection charges in the Civil Department.	5,99,969	23,057	6,23,026
				Total direct charges ..	45,38,288	2,06,357	47,44,645
				Indirect Charges debit to Revenue Account as per Account No. 5 ..	1,12,228	6,271	1,18,499
				Total Charges ..	46,50,516	2,12,628	48,63,144
				Balance Net Revenue ..	65,61,717	2,93,900	68,55,617
	GRAND TOTAL.	1,12,12,233	5,06,528	1,17,18,761	GRAND TOTAL.	1,12,12,233	5,06,528

N. B.—Last Capital Account detailed in the Administrative Accounts for—

Construction Estimate closed on 31st March 1892—vide G. R. No. 1253, dated 28th July 1891.

Completion Report approved in G. R. No. 1750, dated 10th November 1893.



## DESERT CANAL.

## CANAL PROJECT.

*No. 4.—Interest Account for, and to end of, 1923-24.*

	Amount. Rs.		Amount. Rs.
Total interest charges to end of 1922-1923 .. ..	31,18,816	Net Revenue realized to end of 1922-1923 as per No. 3 .. ..	65,61,717
Interest charges for the year 1923-1924 .. ..	88,747	Net Revenue realized during 1923-1924 as per No. 3 .. ..	2,93,900
On Rs. 26,40,891 outlay to end of the year 1916-17 at the average rate 3.3252 per cent. Rs. 87,815		Total Net Revenue realized to end of the year as per No. 3 .. ..	68,55,617
On subsequent outlay Rs. 16,377 (from 1917-18 to 1922-23 and half of 1923-1924) at the average rate 5.69 per cent. .. ..	932	Balance net interest charges .. ..	—36,48,054
Total ..	32,07,563	Total ..	32,07,563

*No 5.—Account of Indirect Charges for, and to end of, year 1923-24.*

Particulars.	Previous.	1923-24	Total.	Particulars.	Previous.	1923-24.	Total.
	Rs.	Rs.	Rs.		Rs.	Rs.	Rs.
<b>CAPITAL ACCOUNT.</b>				<b>REVENUE ACCOUNT.</b>			
1. Capitalized abatement of Land Revenue ..	2,284	..	2,284	1. Capitalized abatement of Land Revenue ..	5,778	52	5,830
2. Leave and Pension Allowances ..	77,759	33	77,792	2. Leave and Pension Allowances ..	1,03,848	4,725	1,08,573
3. Audit and Accounts Establishment ..	11	11	22	3. Audit and Accounts Establishment ..	2,602	1,494	4,096
Total ..	80,054	44	80,098	Total ..	1,12,228	6,271	1,18,499

DESERT CANAL.

CANAL PROJECT.

No. 6.—Statement comparing Capital Cost to end of 1923-24 with sanctioned estimates.

Particulars.	Charges against closed sanctions.			Current sanctions.			Total charges to date against old and current sanctions.
	Expenditure against construction estimate.	Expenditure against open capital sanctions.	Total.	Charge to date.	Amount of sanctioned estimate.	Unspent balance of estimate.	
1	2	3	4	5	6	7	8
	Rs.	Rs.	Rs.	Rs.	Rs.	Rs.	Rs.
<b>DIRECT CHARGES.</b>							
Works .. ..	9,86,127	11,59,159	21,45,286	1,002	1,433	431	21,46,288
Establishment .. ..	2,20,523	2,65,461	4,85,984	226	308	82	4,86,210
Tools and Plant .. ..	14,280	11,174	25,454	1	21	20	25,455
Total ..	12,20,930	14,35,794	26,56,724	1,229	1,762	533	26,57,953
Less—Receipts on Capital Account .. ..	37	..	37	..	..	..	37
Net Total ..	12,20,893	14,35,794	26,56,687	1,229	1,762	533	26,57,916
<b>INDIRECT CHARGES.</b>							
Capitalized abatement of Land Revenue .. ..	..	2,284	2,284	..	..	..	2,284
Leave and Pension Allowances ..	40,598	37,162	77,760	32	43	11	77,792
Audit and Accounts Establishment .. ..	..	12	12	10	14	4	22
Total ..	40,598	39,458	80,056	42	57	15	80,098
<b>GRAND TOTAL ..</b>	<b>12,61,491</b>	<b>14,75,252</b>	<b>27,36,743</b>	<b>1,271</b>	<b>1,819</b>	<b>548</b>	<b>27,38,014</b>

REMARKS.—[G. R. (P.W. D.) No. 5066, dated 2nd February 1924.]

## UNHARWAH CANAL.

No. 3.—Revenue Account for, and to end of, 1923-24.

Receipts.	TOTAL.			Charges	TOTAL.		
	Previous.	1923-24.	Total.		Previous.	1923-24.	Total.
	Rs.	Rs.	Rs.		Rs.	Rs.	Rs.
<b>I.—DIRECT RECEIPTS.</b>				<b>I.—EXTENSIONS AND IMPROVEMENTS.</b>			
1. Water-rates from Irrigation ..	6,138	181	6,319	1. Head Works ..	79,300	..	79,300
4. Water-supply of towns ..	41	..	41	2. Main Canals and Branches ..	61,670	628	62,298
5. Plantations ..	3,964	{ 40 85 }	4,089	3. Distributaries.	7,467	..	7,467
6. Other canal produce ..							
9. Rents of buildings ..	103	..	103	<b>Total ..</b>	<b>1,48,437</b>	<b>628</b>	<b>1,49,065</b>
10. Fines ..	12,571	1,893	14,464	<b>II.—MAINTENANCE AND REPAIRS.</b>			
11. Miscellaneous receipts ..	7,892	225	8,117	1. Head Works ..	387	..	387
<b>Total ..</b>	<b>30,711</b>	<b>2,424</b>	<b>33,135</b>	2. Main Canals and Branches ..	9,31,138	51,614	9,82,752
<b>II.—INDIRECT RECEIPTS.</b>				3. Distributaries.	11,390	..	11,390
Irrigation share of Land Revenue collected in the Civil Department.	50,06,921	2,27,424	52,34,345	<b>Total ..</b>	<b>9,42,915</b>	<b>51,614</b>	<b>9,94,529</b>
4 per cent. on 9/10ths of the proceeds from sales of occupancy rights per Govt. of India Nos. 53 and 58-A. I., dated respectively 20th June and 1st August 1889, communicated in Government Resolution No. 1209, dated 10th July, and No. 1913, dated 7th November 1889 ..	83,960	3,117	87,077	<b>IV.—ESTABLISHMENT.</b>			
<b>Total ..</b>	<b>50,90,881</b>	<b>2,30,541</b>	<b>53,21,422</b>	1 and 2. Direction and Accounts. } 2,18,933	11,804	2,30,737	
<b>Total, Receipts ..</b>	<b>51,21,592</b>	<b>2,32,965</b>	<b>53,54,557</b>	3. Executive .. }			
<b>Carried over ..</b>	<b>51,21,592</b>	<b>2,32,965</b>	<b>53,54,557</b>	<b>Total ..</b>	<b>2,18,933</b>	<b>11,804</b>	<b>2,30,737</b>
				<b>V.—TOOLS AND PLANT ..</b>	9,923	66	9,989
				<b>Carried over ..</b>	<b>13,20,208</b>	<b>64,112</b>	<b>13,84,320</b>

ADMINISTRATIVE ACCOUNTS FOR THE YEAR 1923-24

25

UNHARWAH CANAL.

No. 3.—Revenue Account for, and to end of, 1923-24.

Receipts	TOTAL.			Charges.	TOTAL.		
	Previous.	1923-24.	Total.		Previous.	1923-24.	Total.
	Rs.	Rs.	Rs.		Rs.	Rs.	Rs.
Brought over ..	51,21,592	2,32,965	53,54,557	Brought over ..	13,20,208	64,112	13,84,320
<i>Note.</i> —Loss to the canal on account of difference between assessment of water-rates on jaghir lands and assessment at the ordinary rates in force for Government lands noted here per Government of India Letter No. 233-I., dated 14th June 1883, communicated under Government Resolution No. 400, dated 11th August 1883.				Profit and Loss—			
				VI.—REFUNDS OF REVENUE.			
				Suspense Account.			
				Total ..	13,20,208	64,112	13,84,320
				Share of Collection Charges in the Civil Department.	3,22,006	13,770	3,35,776
				Total, Direct Charges ..	16,42,214	77,882	17,20,096
				Indirect Charges debitable to Revenue Account as per No. 5 ..	33,965	2,175	36,144
				Total, Charges ..	16,76,183	80,057	17,56,240
				Balance Revenue Net ..	34,45,409	1,52,908	35,98,317
				GRAND TOTAL..	51,21,592	2,32,965	53,54,554
To end of 1922-23— Rs. 22,980							
Loss for 1923-24— Rs. 781							
Total Rs. 23,761							

N.B.—Last Capital Account detailed in the Administrative Accounts for, 1922-23.

Construction Estimate closed on 31st March 1891, vide G. R. No. 1253, dated 28th July 1891.

Completion Report approved in G. R. No. 590, dated 6th April 1892.

## UNHARWAH CANAL.

## CANAL PROJECT.

## No. 4.—Interest Account for, and to end of, 1923-24.

	Amount Rs.		Amount Rs.
Total interest charges to end of 1922-23 .. .. .	8,34,712	Net Revenue realized to end of 1922-23 as per No. 3 .. .. .	34,45,409
Interest charges for the year 1923-24 .. .. .	25,698	Net Revenue realized during 1923-24 as per No. 3 .. .. .	1,52,908
On Rs. 7,68,050 outlay to end of the year 1916-17 at the average rate 3.3252 per cent. .. .. . Rs. 25,539		Total Net Revenue realized to end of the year as per No. 3 .. .. .	35,98,317
On subsequent outlay Rs. 2,084 at the average rate 5.69 per cent .. .. . Rs. 159		Balance net interest charges .. .. .	27,37,907
Total .. .. .	8,60,410	Total .. .. .	8,60,410

## No. 5.—Account of Indirect Charges for, and to end of, 1923-24.

Particulars.	Previous.	1923-24.	Total.	Particulars.	Previous.	1923-24.	Total.
CAPITAL ACCOUNT.	Rs.	Rs.	Rs.	REVENUE ACCOUNT.	Rs.	Rs.	Rs.
1. Capitalized abatement of Land Revenue .. .. .	..	..	..	1. Capitalized abatement of Land Revenue .. .. .	3,483	..	3,483
2. Leave and Pension Allowances .. .. .	..	..	..	2. Leave and Pension Allowances .. .. .	29,400	1,653	31,053
3. Audit and Accounts Establishment .. .. .	..	..	..	3. Audit and Accounts Establishment .. .. .	1,086	522	1,608
Total .. .. .	..	..	..	Total .. .. .	33,969	2,175	36,144

BEGARI CANAL.

CANAL PROJECT.

No. 2.—Capital Account for, and to end of, 1923-24.

Heads of Account.	Direct Charges.			Cost of Construction as now estimated (Construction estimate closed on 31st March 1891).	Expenditure against closed estimates.
	Previous.	1923-24.	Total.		
1	2	3	4	5	6
<b>I.—WORKS.</b>					
<b>(2) MAIN CANALS AND BRANCHES.</b>					
B. Land .. .. .	24,888	..	24,888	24,888	24,888
D. Regulators .. .. .	3,57,038	..	3,57,038	3,57,038	3,57,038
G. Bridges .. .. .	70,650	..	70,650	70,650	70,650
H. Escapes .. .. .	7,092	..	7,092	7,092	7,092
I. Navigation Works .. .. .	2,065	..	2,065	2,065	2,065
K. Buildings .. .. .	35,779	7,922	43,701	46,021	35,779
L. Earth-work .. .. .	10,59,759	..	10,59,759	10,59,759	10,59,759
M. Plantations .. .. .	11,455	..	11,455	11,455	11,455
O. Miscellaneous .. .. .	4,543	..	4,543	4,543	4,543
<b>Total Main Canals and Branches ..</b>	<b>15,73,269</b>	<b>7,922</b>	<b>15,81,191</b>	<b>15,83,511</b>	<b>15,73,269</b>
<b>(3) DISTRIBUTARIES.</b>					
A. Preliminary Expenses .. .. .	9,039	..	9,039	9,039	9,039
B. Land .. .. .	73,020	..	73,020	73,020	73,020
C. Works .. .. .	2,17,159	..	2,17,159	2,17,159	2,17,159
L. Earth-work .. .. .	1,91,510	..	1,91,510	1,91,510	1,91,510
Recoveries from Colonists .. .. .	—39,590	—179	—39,769	—39,769	—39,769
<b>Total Distributaries ..</b>	<b>4,51,138</b>	<b>—179</b>	<b>4,50,959</b>	<b>4,50,959</b>	<b>4,50,959</b>
<b>Total I—Works ..</b>	<b>20,24,407</b>	<b>7,743</b>	<b>20,32,150</b>	<b>20,34,470</b>	<b>20,24,228</b>
<b>II.—ESTABLISHMENT.</b>					
1 and 2. Direction and Accounts } ..	3,57,259	1,750	3,59,009	3,59,421	3,57,219
3. Executive .. .. .					
<b>Total Establishment ..</b>	<b>3,57,259</b>	<b>1,750</b>	<b>3,59,009</b>	<b>3,59,421</b>	<b>3,57,219</b>
<b>III.—TOOLS AND PLANT ..</b>	<b>5,226</b>	<b>10</b>	<b>5,236</b>	<b>5,380</b>	<b>5,226</b>
<b>GRAND TOTAL ..</b>	<b>23,86,892</b>	<b>9,503</b>	<b>23,96,395</b>	<b>23,99,271</b>	<b>23,86,673</b>
<b>Carried over ..</b>	<b>23,86,892</b>	<b>9,503</b>	<b>23,96,395</b>	<b>23,99,271</b>	<b>23,86,673</b>

## PUBLIC WORKS DEPARTMENT, IRRIGATION BRANCH.

## BEGARI CANAL.

## CANAL PROJECT.

No. 2.—Capital Account for, and to end of, 1923-24.

Heads of Account.	Direct Charges.			Cost of Construction as now estimated (Construction estimate closed on 31st March 1891).	Expenditure against closed estimates.
	Previous.	1923-24.	Total.		
1	2	3	4	5	6
Brought over ..	23,86,892	9,503	23,96,395	23,99,271	23,86,673
I.—WORKS— <i>contd.</i>					
V.— <i>Less</i> —Receipts on Capital Account ..	19	..	19	19	19
Net Outlay ..	23,86,873	9,503	23,96,376	23,99,252	23,86,654
<i>Apportionment.</i>					
Chargeable to 49, Irrigation ..	23,94,877	..	23,94,877	23,94,877	23,94,877
Chargeable to 55, Construction of Irrigation Works—Provincial ..	—8,004	9,503	1,499	4,375	—8,223
Total ..	23,86,873	9,503	23,96,376	23,99,252	23,86,654



BEGARI CANAL.

CANAL PROJECT.

No. 3.—Revenue Account for, and to end of, 1923-24.

Receipts.	TOTAL.			Charges.	TOTAL.		
	Previous.	1923-24.	Total.		Previous.	1923-24.	Total.
	Rs.	Rs.	Rs.		Rs.	Rs.	Rs.
<b>I.—DIRECT RECEIPTS.</b>				<b>I.—EXTENSIONS AND IMPROVEMENTS.</b>			
1. Water-rates from Irrigation ..	14,24,921	42,904	14,67,825	1. Head Works..	1,255	..	1,255
3. Sales of water..	986	14	1,000	2. Main Canals and Branches ..	5,29,792	4,657	5,34,449
4. Water-supply of towns ..	1,443	152	1,595	3. Distributaries.	34,073	..	34,073
5. Plantations ..	18,945	27	20,005	Total ..	5,65,120	4,657	5,69,777
6. Other produce canal ..		1,033					
9. Rents of buildings ..	339	15	354	<b>II.—MAINTENANCE AND REPAIRS.</b>			
10. Fines ..	27,320	4,842	32,162	1. Head Works ..	36,45,438	..	36,45,438
11. Miscellaneous receipts ..	46,284	1,659	47,943	2. Main Canals and Branches ..	2,73,354	1,56,999	4,30,353
12. Deduct Re-funds ..	195	86	285	4. Drainage and Protective Works.	17,343	..	17,343
Total ..	15,20,039	50,560	15,70,599	Total ..	39,36,135	1,56,999	40,93,134
<b>II.—INDIRECT RECEIPTS.</b>				<b>III.—COMPENSATION.</b>			
Irrigation share of Land Revenue collected in the Civil Department.	1,78,16,621	6,71,966	1,84,88,587	<b>IV.—ESTABLISHMENT.</b>			
4 per cent. on 9/10ths of the proceeds from sales of occupancy rights per Govt. of India Nos. 53 and 53-A.I., dated respectively 20th June and 1st August 1889, communicated in Government Resolution No. 1209 dated 10th July and No. 1913, dated 7th November 1889 ..	2,53,114	10,322	2,63,436	1 and 2. Direction and Accounts ..	11,65,229	37,731	12,02,960
				3. Executive ..			
Total ..	1,80,69,735	6,82,288	1,87,52,023	Total ..	11,65,229	37,731	12,02,960
<b>Total Receipts ..</b>	<b>1,95,89,774</b>	<b>7,32,848</b>	<b>2,03,22,622</b>	<b>V.—TOOLS AND PLANT</b>	50,905	3,980	54,891
Carried over ..	1,95,89,774	7,32,848	2,03,22,622	Carried over ..	57,17,389	2,03,373	59,20,762

## BEGARI CANAL.

## CANAL PROJECT.

No. 3.—Revenue Account for, and to end of, 1923-24.

Receipts.	TOTAL.			Charges.	TOTAL.		
	Previous.	1923-24.	Total.		Previous.	1923-24.	Total.
	Rs.	Rs.	Rs.		Rs.	Rs.	Rs.
Brought forward ..	1,95,89,774	7,32,848	2,03,22,622	Brought forward..	57,17,389	2,03,373	59,20,762
<i>Note.</i> —Loss to the canal on account of difference between assessment of water-rates on jaghir lands and assessment at the ordinary rates in force for Government lands noted here per Government of India Letter No. 233-1., dated 14th June 1883, communicated under Government Resolution No. 400, dated 11th August 1883.				Profit and Loss—			
				VI.—REFUNDS OF REVENUE..	1,751	..	1,751
				Suspense Account.	—2	..	—2
				Deduct Recoveries on Revenue Account ..	557	3,776	4,333
				Total ..	57,18,581	1,99,597	59,18,178
				Share of Collection Charges in the Civil Department ..	13,00,186	40,766	13,40,952
				Total Direct Charges ..	70,18,767	2,40,363	72,59,130
				Indirect Charges debitable to Revenue Account as per Account No. 5	1,84,119	7,175	1,91,294
				Total Charges..	72,02,886	2,47,538	74,50,424
	To end of 1922-23 Rs. 24,61,429.			Balance Net Revenue ..	1,23,86,888	4,85,310	1,28,72,198
Loss for 1923-24. Rs. 67,886							
Total Rs. 25,29,315							
GRAND TOTAL .	1,95,89,774	7,32,848	2,03,22,622	GRAND TOTAL.	1,95,89,774	7,32,848	2,03,22,622

N.B.—Construction Estimate closed on 31st March 1891, vide G.R. No. 1253, dated 28th July 1891.  
Completion Report approved in G.R. No. 753, dated 11th May 1892.

BEGARI CANAL

CANAL PROJECT.

No. 4.—Interest Account for, and to end of, 1923-24.

	Amount Rs.		Amount Rs.
Total interest charges to end of 1922-23 .. .. .	34,23,861	Net Revenue realized to end of 1922-23 as per No. 3 .. .. .	1,23,86,888
Interest charges for the year 1923-24 .. .. .	79,982	Net Revenue realized during 1923-24 as per No. 3 .. .. .	4,85,310
On Rs. 23,72,384 outlay to end of the year 1916-17 at the average rate 3.3252 per cent. .. .. . Rs. 78,887		Total Net Revenue realized to end of the year as per No. 3 .. .. .	1,28,72,198
On subsequent outlay Rs. 19,241 from 1917-18 to 1922-23 and half of 1923-24 at the average rate 5.69 per cent. .. .. . Rs. 1,095		Balance net interest charges .. .. .	—93,68,355
Total .. .. .	35,03,843	Total .. .. .	35,03,843

No 5.—Account of Indirect Charges for, and to end of, year 1923-24.

Particulars.	Previous.	1923-24.	Total.	Particulars.	Previous.	1923-24.	Total.
<b>CAPITAL ACCOUNT.</b>	Rs.	Rs.	Rs.	<b>REVENUE ACCOUNT.</b>	Rs.	Rs.	Rs.
1. Capitalized abatement of Land Revenue..	17,931	..	17,931	1. Capitalized abatement of Land Revenue..	4,446	276	4,722
2. Leave and Pension Allowances ..	61,055	238	61,293	2. Leave and Pension Allowances ..	1,74,312	5,282	1,79,594
3. Audit and Accounts Establishment ..	—67	77	10	3. Audit and Accounts Establishment ..	5,361	1,617	6,978
Total .. .. .	78,919	315	79,234	Total .. .. .	1,84,119	7,175	1,91,294

## BEGARI CANAL.

## CANAL PROJECT.

No. 6—Statement comparing Capital Cost to end of 1923-24 with sanctioned Estimates.

Particulars.	Charges against closed sanctions.			Current Sanctions.			Total charges to date against old and current sanctions.
	Expenditure against construction Estimate.	Expenditure against open Capital sanctions.	Total.	Charges to date.	Amount of sanctioned Estimate.	Unspent balance of Estimate.	
1	2	3	4	5	6	7	8
	Rs.	Rs.	Rs.	Rs.	Rs.	Rs.	Rs.
<b>DIRECT CHARGES.</b>							
Works .. ..	13,91,068	6,33,160	20,24,228	7,922	10,242	2,320	20,32,150
Establishment ..	2,29,894	1,27,325	3,57,219	1,790	2,202	412	3,59,009
Tools and Plant ..	4,666	560	5,226	10	154	144	5,236
Total ..	16,25,628	7,61,045	23,86,673	9,722	12,598	2,876	23,96,395
Less—Receipts on Capital Account ..	19	...	19	...	...	...	19
Net Total ..	16,25,609	7,61,045	23,86,654	9,722	12,598	2,876	23,96,376
<b>INDIRECT CHARGES.</b>							
Capitalized abatement of Land Revenue ..	4,246	13,685	17,931	...	25	25	17,931
Leave and Pension Allowances ..	43,224	17,825	61,049	244	308	64	61,293
Audit and Accounts Establishment ..	...	69	-69	79	102	23	10
Total ..	47,470	31,441	78,911	323	435	112	79,234
<b>GRAND TOTAL ..</b>	<b>16,73,079</b>	<b>7,92,486</b>	<b>24,65,565</b>	<b>10,045</b>	<b>13,033</b>	<b>2,988</b>	<b>24,75,610</b>

## EASTERN NARA WORKS.

## CANAL PROJECT.

## No. 2.—Capital Account for, and to end of, 1923-24.

Heads of Account.	Direct Charges.			Cost of Construction as now estimated (Construction estimate closed on 31st Mar. 1898.)	Expenditure against closed estimates.
	Previous.	1923-24.	Total.		
1	2	3	4	5	6
<b>I.—WORKS.</b>					
<b>(1) HEAD WORKS.</b>					
B. Land .. ..	1,638	..	1,638	1,638	1,638
C. Works .. ..	12,33,300	..	12,33,300	12,33,300	12,33,300
K. Buildings .. ..	1,862	..	1,862	1,862	1,862
<b>Total Head Works ..</b>	<b>12,36,800</b>	<b>..</b>	<b>12,36,800</b>	<b>12,36,800</b>	<b>12,36,800</b>
<b>(2) MAIN CANALS AND BRANCHES.</b>					
A. Preliminary Expenses ..	6,271	184	6,455	4,583	2,710
B. Land .. ..	..	7,539	7,539	1,600	..
C. Works .. ..	2,786	6,279	9,065	21,616	..
D. Regulators .. ..	3,08,151	30,690	3,38,841	3,36,088	3,17,327
G. Bridges .. ..	1,64,383	2,361	1,66,744	1,69,643	1,61,703
H. Escapes .. ..	45,632	..	45,632	45,632	45,632
K. Buildings .. ..	1,15,359	20,903	1,36,262	1,51,970	1,21,063
L. Earth-work .. ..	9,33,603	1,38,951	10,72,554	11,47,913	7,66,537
M. Plantations .. ..	16,742	..	16,742	17,314	16,742
N. Tanks and Reservoirs ..	1,441	..	1,441	1,441	1,441
O. Miscellaneous .. ..	35,155	4,341	39,496	39,084	32,121
P. Maintenance .. ..	..	2,015	2,015	8,214	..
<b>Total Main Canals and Branches ..</b>	<b>16,29,523</b>	<b>2,13,263</b>	<b>18,42,786</b>	<b>19,45,098</b>	<b>14,65,276</b>
<b>(3) DISTRIBUTARIES.</b>					
A. Preliminary Expenses ..	14,761	60	14,821	15,666	14,166
B. Land .. ..	17,331	19,076	36,407	21,151	19,751
C. Works .. ..	3,40,901	5,894	3,46,795	3,48,079	3,33,671
L. Earth-work .. ..	2,76,057	11,036	2,87,093	2,83,540	2,45,918
M. Plantations .. ..	29	..	29	29	29
O. Miscellaneous .. ..	59,444	3,949	63,393	65,096	55,932
P. Maintenance .. ..	548	525	1,073	4,312	548
<b>Total Distributaries ..</b>	<b>7,09,071</b>	<b>40,540</b>	<b>7,49,611</b>	<b>7,37,873</b>	<b>6,70,015</b>
<b>Carried over ..</b>	<b>35,75,394</b>	<b>2,53,803</b>	<b>38,29,197</b>	<b>39,19,771</b>	<b>33,72,091</b>

## EASTERN NARA WORKS.

## CANAL PROJECT—contd.

No. 2.—Capital Account for, and to end of, 1923-24—contd.

Heads of Account.	Direct Charges.			Cost of Construction as now estimated (Construction estimate closed on 31st Mar. 1898.)	Expenditure against closed estimates.
	Previous.	1923-24.	Total.		
1	2	3	4	5	6
Brought forward ..	3,575,394	2,53,803	38,29,197	39,19,771	33,72,091
<b>(4) DRAINAGE AND PROTECTIVE WORKS.</b>					
A. Preliminary Expenses ..	65,327	..	65,327	65,327	65,327
B. Land .. .. .	2,832	..	2,832	2,832	2,832
C. Works .. .. .	2,38,182	..	2,38,182	2,38,182	2,38,182
L. Earth-work .. ..	20,29,845	..	20,29,845	20,29,845	20,29,845
O. Miscellaneous .. ..	425	..	425	425	425
Total Drainage and Protective Works ..	23,36,611	..	23,36,611	23,36,611	23,36,611
6. Special Tools and Plant ..	2,84,979	32,342	3,17,321	3,24,891	..
Total I—Works ..	61,96,984	2,86,145	64,83,129	65,81,273	57,08,702
<b>II.—ESTABLISHMENT.</b>					
1 and 2. Direction and Accounts ..	15,61,620	80,850	16,42,470	16,50,247	14,58,809
3. Executive .. .. .		..	4,882		
5. Special Survey .. ..		..	..		
Total Establishment ..	15,66,502	80,850	16,47,352	16,50,247	14,58,809
<b>III.—TOOLS AND PLANT</b> ..	85,055	1,844	86,899	89,016	75,817
Grant Total ..	78,48,541	3,68,839	82,17,380	83,20,536	72,43,328
V.—Less—Receipts on Capital Account.	176	..	176	176	176
Net Outlay ..	78,48,365	3,68,839	82,17,204	83,20,360	72,43,152
<i>Apportionment.</i>					
Chargeable to 49—Irrigation ..	47,15,370	..	47,15,370	83,20,360	72,43,152
Chargeable to 43—Minor Work and Navigation ..	23,89,790	..	23,89,790		
Chargeable to 55—Construction of Irrigation Works—Provincial ..	7,43,205	3,68,839	11,12,044		
Total ..	78,48,365	3,68,839	82,17,204	83,20,360	72,43,152

EASTERN NARA WORKS.

CANAL PROJECT.

No. 3.—Revenue Account for, and to end of, 1923-24.

Receipts.	TOTAL.			Charges.	TOTAL.		
	Previous.	1923-1924.	Total.		Previous.	1923-1924.	Total.
	Rs.	Rs.	Rs.		Rs.	Rs.	Rs.
<b>I.—DIRECT RECEIPTS</b>				<b>I.—EXTENSIONS AND IMPROVEMENTS.</b>			
1. Water rates from Irrigation.	4,62,751	5,995	4,68,746	1. Head Works ..	18,557	28,802	47,359
3. Sales of water ..	23,354	1,044	24,398	2. Main Canals and Branches ..	3,34,690	1,803	3,36,493
5. Plantations ..	2,74,797	1,940	2,90,051	3. Distributaries ..	39,187	..	39,187
6. Other Canal produce ..		13,314		4. Drainage and Protective Works.	2,49,235	600	2,49,835
8. Navigation ..	9,011	..	9,011	Total ..	6,41,665	31,205	6,72,874
9. Rents of buildings.	766	13	779	<b>II.—MAINTENANCE AND REPAIRS.</b>			
10. Fines ..	51,112	1,023	52,135	1. Head Works ..	5,50,616	15,588	5,66,204
11. Miscellaneous receipts.	6,05,954	4,582	6,10,536	2. Main Canals and Branches.	27,63,852	1,25,266	28,89,118
Deduct Refunds ..	932	26	958	3. Distributaries ..	72,382	..	72,382
Total ..	14,26,813	27,885	14,54,698	4. Drainage and Protective Works.	9,15,586	34,041	9,49,627
<b>II.—INDIRECT RECEIPTS.</b>				Unclassifiable outlay ..	5,36,057	..	5,36,057
Irrigation share of Land Revenue collected in the Civil Department.	2,31,23,991	5,17,790	2,36,41,781	Total ..	48,38,493	1,74,895	50,13,388
4 per cent. on 9/10ths of the proceeds from sales of occupancy rights per Govt. of India Nos. 53 and 58-A.I., dated respectively 20th June and 1st August 1889, communicated in Government Resolutions No. 1209, dated 10th July, and No. 1913, dated 7th November 1889.	67,039	5,710	72,749	<b>III.—COMPENSATION.</b>			
Total ..	2,31,91,030	5,23,500	2,37,14,530	<b>IV.—ESTABLISHMENT.</b>			
Total Receipts ..	2,46,17,843	5,51,385	2,51,69,228	1 and 2. Direction and Accounts.	22,64,805	1,24,522	23,89,331
Carried over ..	2,46,17,843	5,51,385	2,51,69,228	3. Executive ..			
				Total ..	22,64,809	1,24,522	23,89,331
				<b>V.—TOOLS AND PLANT</b>	62,957	2,663	65,620
				Carried over ..	78,07,928	3,33,285	81,41,213

## EASTERN NARA WORKS.

## CANAL PROJECT.

No. 3.—Revenue Account for, and to end of, 1923-24.

Receipts.	TOTAL.			Charges.	TOTAL.		
	Previous.	1923-1924.	Total.		Previous.	1923-1924.	Total.
Brought forward..	Rs. 2,46,17,843	Rs. 5,51,385	Rs. 2,51,69,228	Brought forward ..	Rs. 78,07,928	Rs. 3,33,285	Rs. 81,41,213
<i>Note.</i> —Loss to the canal on account of difference between assessment of water-rates on jaghir lands and assessment at the ordinary rates in force for Government lands noted here per Government of India Letter No. 233-I., dated 14th June 1883, communicated under Government Resolution No. 400, dated 11th August 1883.				Profit and Loss—			
				VI.—REFUNDS OF REVENUE.	8,042	..	8,042
				Suspense Account .	38	— 11	27
				Deduct Recoveries on Revenue Account ..	1,539	507	2,046
				Total ..	78,14,469	3,32,767	81,47,236
				Share of Collection Charges in the Civil Department ..	17,60,448	31,426	17,91,874
				Total direct charges ..	95,74,917	3,64,193	99,39,110
				Indirect Charges debitable to Revenue Account as per Account No. 5 ..	3,48,736	19,464	3,68,200
				Total Charges ..	99,23,653	3,83,657	1,03,07,310
				Balance . Net Revenue ..	1,46,94,190	1,67,728	1,48,61,918
To end of 1922-1923. Rs. 7,20,013							
Loss for 1923-1924 Rs. 25,927							
Total .. 7,45,940							
GRAND TOTAL..	2,46,17,843	5,51,385	2,51,69,228	GRAND TOTAL..	2,46,17,843	5,51,385	2,51,69,228

*N.B.*—Construction Estimate closed on 31st March 1898 *vide*—G. R. No. 1766 dated 18th November 1895. Completion report approved in G. R. No. 438, dated 17th February 1913.



EASTERN NARA WORKS.

CANAL PROJECT.

No. 4.—Interest Account for, and to end of, 1923-24.

	Amount Rs.		Amount Rs.
Total interest charges to end of 1922-23 .. .. .	1,14,03,782	Net Revenue realized to end of 1922-23 as per No. 3 .. .. .	1,46,94,190
Interest charges for the year 1923-24 .. .. .	2,96,736	Net Revenue realized during 1923-24 as per No. 3 .. .. .	1,67,728
On Rs. 67,79,815, outlay to end of the year 1916-17 at the average rate 3·3,252 per cent. Rs. 2,25,442			1,48,61,918
On subsequent outlay Rs. 12,52,969 (from 1917-18 to 1922-23 and half outlay of 1923-24, at the average rate 5·69 per cent. .. Rs. 71,294		Total Net Revenue realized to end of the year as per No. 3 .. .. .	—31,61,400
		Balance net interest charges .. .. .	.
Total ..	1,17,00,518	Total ..	1,17,00,518

No 5.—Account of Indirect Charges for, and to end of, year 1923-24.

Particulars.	Previous.	1923-24.	Total.	Particulars.	Previous.	1923-24.	Total.
	Rs.	Rs.	Rs.		Rs.	Rs.	Rs.
<b>CAPITAL ACCOUNT.</b>				<b>REVENUE ACCOUNT.</b>			
1. Capitalized abatement of Land Revenue ..	6,785	2,748	9,533	1. Capitalized abatement of Land Revenue ..	550	..	550
2. Leave and Pension Allowances ..	2,63,262	11,319	2,74,581	2. Leave and Pension Allowances ..	3,43,737	17,433	3,61,170
3. Audit and Accounts Establishment ..	5,893	2,861	8,754	3. Audit and Accounts Establishment ..	4,449	2,061	6,510
Total ..	2,75,940	16,928	2,92,868	Total ..	3,48,736	19,494	3,68,230

## EASTERN NARA WORKS.

## CANAL PROJECT.

No. 6—Statement comparing Capital Cost to end of 1923-24 with sanctioned Estimates.

Particulars.	Charges against closed sanctions.			Current Sanctions.			Total charges to date against old and current sanctions.
	Expenditure against construction Estimate.	Expenditure against open Capital sanctions.	Total.	Charges to date.	Amount of sanctioned Estimate.	Unspent balance of Estimate.	
1	2	3	4	5	6	7	8
<b>DIRECT CHARGES.</b>	Rs.	Rs.	Rs.	Rs.	Rs.	Rs.	Rs.
Works ..	48,30,172	8,78,530	57,08,702	7,74,427	8,72,571	98,144	64,83,129
Establishment ..	11,84,116	2,74,695	14,58,809	1,88,543	1,91,438	2,895	16,47,352
Tools and Plant ..	50,880	24,937	75,817	11,082	13,199	2,117	86,899
<b>Total ..</b>	<b>60,65,168</b>	<b>11,78,162</b>	<b>72,43,328</b>	<b>9,74,052</b>	<b>10,77,208</b>	<b>1,03,156</b>	<b>82,17,380</b>
<i>Less—Receipts on Capital Account ..</i>	<i>179</i>	<i>—3</i>	<i>176</i>	<i>...</i>	<i>...</i>	<i>...</i>	<i>176</i>
<b>Net Total ..</b>	<b>60,64,987</b>	<b>11,78,165</b>	<b>72,43,152</b>	<b>9,74,052</b>	<b>10,77,208</b>	<b>1,03,156</b>	<b>82,17,204</b>
<b>INDIRECT CHARGES.</b>							
Capitalized abatement of Land Revenue ..	2,669	415	3,084	6,449	10,095	3,646	9,533
Leave and Pension Allowances ..	2,09,728	38,457	2,48,185	26,396	26,801	405	2,74,581
Audit and Accounts Establishment ..	...	1,010	1,010	7,744	6,471	—1,273	8,754
<b>Total ..</b>	<b>2,12,397</b>	<b>39,882</b>	<b>2,52,279</b>	<b>40,589</b>	<b>43,367</b>	<b>2,778</b>	<b>2,92,868</b>
<b>GRAND TOTAL ..</b>	<b>62,77,384</b>	<b>12,18,047</b>	<b>74,95,431</b>	<b>10,14,641</b>	<b>11,20,575</b>	<b>1,05,934</b>	<b>85,10,072</b>

Estimates sanctioned in—

G. R. (P. W. D.) No. 12713, dated 19th August 1921 ..	Rs. 2,91,920
G. R. (P. W. D.) No. 3508, dated 23rd February 1923 ..	26,584
G. R. (P. W. D.) No. 5000, dated 3rd January 1924 ..	2,767
G. R. (P. W. D.) No. 1598, dated 12th July 1923 ..	3,86,660
Revised Estimate sanctioned in G. R. (P. W. D.), No. 2225, dated 17th April 1924 ..	4,12,644

**11,20,575**

## JAMRAO CANAL.

## CANAL PROJECT.

## No. 2—Capital Account for, and to end of, 1923-24.

Heads of Account.	Direct Charges.			Cost of construction as now estimated (Construction estimate closed on 31st Mar. 1902).	Expenditure against closed estimates.
	Previous.	1923-24.	Total.		
1	2	3	4	5	6
<b>I.—WORKS.</b>					
<b>(1) HEAD WORKS.</b>					
A. Preliminary Expenses ..	Rs. 4,738	Rs. ..	Rs. 4,738	Rs. 4,738	Rs. 4,738
B. Land .. ..	90,714	..	90,714	90,714	90,714
C. Works .. ..	16,99,361	1,573	17,00,934	17,01,279	16,96,955
K. Buildings .. ..	1,01,411	..	1,01,411	1,01,411	1,01,411
O. Miscellaneous .. ..	31,921	..	31,921	31,921	31,921
P. Maintenance .. ..	25,550	..	25,550	25,550	25,550
Total, Head Works ..	19,53,695	1,573	19,55,268	19,55,613	19,51,289
<b>(2) MAIN CANALS AND BRANCHES .</b>					
A. Preliminary Expenses ..	32,466	..	32,466	32,466	32,466
B. Land .. ..	30,215	..	30,215	30,215	30,215
D. Regulators .. ..	3,99,426	..	3,99,426	3,99,426	3,99,426
E. Falls and Weirs .. ..	85,625	..	85,625	85,625	85,625
F(i). Other cross drainage works ..	1,83,594	..	1,83,594	1,83,594	1,83,594
G. Bridges .. ..	1,71,475	..	1,71,475	1,71,475	1,71,475
H. Escapes .. ..	44,222	..	44,222	44,222	44,222
K. Buildings .. ..	3,64,510	21,022	3,85,532	3,98,433	3,58,547
L. Earth-work .. ..	26,08,891	1,18,258	27,27,149	28,07,258	25,26,346
M. Plantations .. ..	45,869	..	45,869	45,869	45,869
O. Miscellaneous .. ..	57,290	..	57,290	57,290	57,290
P. Maintenance .. ..	26,088	..	26,088	26,088	26,088
Total, Main Canals and Branches ..	40,49,671	1,39,280	41,88,951	42,81,961	39,61,163
<b>(3) DISTRIBUTARIES.</b>					
A. Preliminary Expenses ..	9,409	..	9,409	9,409	9,409
B. Land .. ..	11,529	..	11,529	11,529	11,529
C. Works .. ..	3,64,138	..	3,64,138	3,60,605	3,60,605
L. Earth-work .. ..	7,57,599	2,007	7,59,606	7,56,133	7,56,133
O. Miscellaneous .. ..	18,540	— 572	17,968	17,968	17,968
P. Maintenance .. ..	10,041	..	10,041	10,041	10,041
Total, Distributaries ..	11,71,256	1,435	11,72,691	11,65,685	11,65,685
Carried over ..	71,74,622	1,42,288	73,16,910	74,03,259	70,78,137

## JAMRAO CANAL.

## CANAL PROJECT.

No. 2.—Capital Account for, and to end of, 1923-24.

Heads of Account.	Direct Charges.			Cost of construction as now estimated (Construction estimate closed on 31st Mar. 1902).	Expenditure against closed estimates.
	Previous.	1923-24.	Total.		
1	2	3	4	5	6
Brought forward ..	Rs. 71,74,622	Rs. 1,42,288	Rs. 73,16,910	Rs. 74,03,259	Rs. 70,78,137
(4) DRAINAGE AND PROTECTIVE WORKS.					
A. Preliminary Expenses ..	363	..	363	363	363
C. Works .. ..	23,824	..	23,824	23,824	23,824
L. Earth-work .. ..	31,145	..	31,145	31,145	31,145
O. Miscellaneous .. ..	9,134	..	9,134	9,134	9,134
Total Drainage and Protective Works.	64,466	..	64,466	64,466	64,466
6. Special Tools and Plant ..	2,55,755	29,024	2,84,781	2,91,587	..
Total, I.—Works ..	74,94,845	1,71,312	76,66,157	77,59,312	71,42,603
II.—ESTABLISHMENT.					
1 and 2. Direction and Accounts ..	} 16,08,058	42,296	16,50,354	16,72,608	15,42,291
3. Executive .. ..					
Total Establishment ..	16,08,058	42,296	16,50,354	16,72,608	15,42,291
III.—TOOLS AND PLANT ..	1,90,508	544	1,91,052	1,92,352	1,83,260
IV.—Suspense Accounts ..	4,606	..	4,606	4,606	4,606
Grand Total ..	92,98,017	2,14,152	95,12,169	96,28,878	88,72,760
V.—Less—Receipts on Capital Account ..	981	..	981	981	981
Net Outlay ..	92,97,036	2,14,152	95,11,188	96,27,897	88,71,779
Apportionment.					
Chargeable to 49—Irrigation ..	87,79,885	..	87,79,885	} 96,27,897	88,71,779
Chargeable to 55—Construction of Irrigation Works—Provincial ..	5,17,151	2,14,152	7,31,303		
Total ..	92,97,036	2,14,152	95,11,188	96,27,897	88,71,779

## JAMRAO CANAL.

## CANAL PROJECT.

## No. 3.—Revenue Account for, and to end of, 1923-24.

Receipts.	TOTAL.			Charges.	TOTAL.		
	Previous.	1923-24.	Total.		Previous.	1923-24.	Total.
	Rs.	Rs.	Rs.		Rs.	Rs.	Rs.
<b>I.—DIRECT RECEIPTS.</b>				<b>I.—EXTENSIONS AND IMPROVEMENTS.</b>			
1. Water-rates from Irrigation.	4,80,606	1,767	4,82,373	1. Head Works ..	4,088	25,849	29,937
3. Sales of water.	556	285	841	2. Main Canals and Branches ..	79,342	13,234	92,576
4. Water-supply of towns ..	5	..	5	3. Distributaries ..	1,22,947	11,771	1,34,718
5. Plantations ..	9,024	1,894	10,918	Total ..	2,06,377	50,854	2,57,231
6. Other canal produce ..	2,11,274	76,270	2,87,544				
7. Water power ..	13	..	13	<b>II.—MAINTENANCE AND REPAIRS.</b>			
9. Rents of buildings ..	13,318	218	13,536	1. Head Works ..	2,21,231	..	2,21,231
10. Fines ..	2,71,499	11,738	2,83,237	2. Main Canals and Branches.	20,29,036	1,39,149	21,68,185
11. Miscellaneous receipts ..	1,11,044	2,411	1,13,455	3. Distributaries.	16,44,223	95,210	17,39,433
12. <i>Deduct</i> —Refunds ..	196	56	252	4. Drainage and Protective Works.	1,024	..	1,024
Total ..	10,97,143	94,527	11,91,670	Total ..	38,95,514	2,34,359	41,29,873
<b>II.—INDIRECT RECEIPTS.</b>				<b>III.—COMPENSATION.</b>			
Irrigation share of Land Revenue collected in the Civil Department.	1,39,62,201	6,97,695	1,46,59,896				
4 per cent. on 9/10ths of the proceeds from sales of occupancy rights per Govt. of India Nos. 53 & 58-A.—I., dated respectively 20th June and 1st August 1889, communicated in Government Resolution No. 1209, dated 10th July, and No. 1913, dated 7th November 1889 ..	10,88,733	78,353	11,67,086	<b>IV.—ESTABLISHMENT.</b>			
Total ..	1,50,50,934	7,76,048	1,58,26,982	1 and 2. Direction and Accounts } 3. Executive .. }	31,83,290	2,28,778	34,12,068
Total Receipts ..	1,61,48,077	8,70,575	1,70,18,652	Total ..	31,83,290	2,28,778	34,12,068
Carried over ..	1,61,48,077	8,70,575	1,70,18,652	<b>V.—TOOLS AND PLANT</b> ..	87,301	3,466	90,767
				Carried over ..	7,372,482	5,17,457	78,89,939

## JAMRAO CANAL.

## CANAL PROJECT.

## No. 3.—Revenue Account for, and to end of, 1923-24.

Receipts.	TOTAL.			Charges.	TOTAL.		
	Previous.	1923-24.	Total.		Previous.	1923-24.	Total.
Brought forward ..	Rs. 1,61,48,077	Rs. 8,70,575	Rs. 1,70,18,652	Brought forward ..	Rs. 73,72,482	Rs. 5,17,457	Rs. 78,89,939
<i>Note.</i> —Loss to the canal on account of difference between assessment of water-rates on jaghir lands and assessment at the ordinary rates in force for Government lands noted here per Government of India Letter No. 233-1., dated 14th June 1883, communicated under Government Resolution No. 400, dated 11th August 1883.				Profit and Loss—			
				VI.—REFUNDS OF REVENUE..	1,268	..	1,268
				Suspense Account.	—4,565	—19	—4,584
				Deduct—Recoveries on Revenue Account ..	1,260	339	1,599
				Total ..	73,67,925	5,17,099	78,85,024
				Share of Collection Charges in the Civil Department.	4,43,884	21,336	4,65,220
				Total direct charges ..	78,11,809	5,38,435	83,50,244
				Indirect Charges debitable to Revenue Account as per Account No. 5 ..	4,52,894	34,881	4,87,775
				Total Charges ..	82,64,703	5,73,316	88,38,019
				Balance Net Revenue ..	78,83,374	2,97,259	81,80,633
To end of 1922-23. Rs. 2,53,399							
Loss for 1923-24. Rs. 13,738							
Total .. 2,67,137							
GRAND TOTAL.	1,61,48,077	8,70,575	1,70,18,652	GRAND TOTAL..	1,61,48,077	8,70,575	1,70,18,652

*N.B.*—Construction Estimate closed on 31st March 1902—*vide* G. R. No. 1796, dated 28th August 1901.

Completion Report approved in G.R. No. 1706, dated 30th June 1906,

JAMRAO CANAL.

CANAL PROJECT.

No. 4.—Interest Account for, and to end of, 1923-24.

	Amount Rs.		Amount Rs.
Total interest charges to end of 1922-23 .. .. .	73,42,621	Net Revenue realized to end of 1922-23 as per No. 3 .. .. .	78,83,374
Interest charges for the year 1923-24 .. .. .	3,32,091	Net Revenue realized during 1923-24 as per No. 3 .. .. .	2,97,259
On Rs. 85,84,355 outlay to end of the year 1916-17 at the average rate 3.3252 per cent. .. .. .	Rs. 2,85,447	Total Net Revenue realized to end of the year as per No. 3 .. .. .	81,80,633
On subsequent outlay Rs. 8,19,757 (from 1917-18 to 1922-23 and half of 1923-24 at the average rate 5.69 per cent. .. .. .	Rs. 46,644	Balance net interest charges .. .. .	—5,05,921
Total .. .. .	76,74,712	Total .. .. .	76,74,712

No. 5.—Account of Indirect Charges for, and to end of, 1923-24.

Particulars.	Previous.	1923-24.	Total.	Particulars.	Previous.	1923-24.	Total.
	Rs.	Rs.	Rs.		Rs.	Rs.	Rs.
<b>CAPITAL ACCOUNT.</b>				<b>REVENUE ACCOUNT.</b>			
1. Capitalized abatement of Land Revenue .. .. .	54,147	..	54,147	1. Capitalized abatement of Land Revenue .. .. .	1,468	..	1,468
2. Leave and Pension Allowances .. .. .	2,25,128	5,921	2,31,049	2. Leave and Pension Allowances .. .. .	4,45,663	32,029	4,77,692
3. Audit and Accounts Establishment .. .. .	4,195	1,713	5,908	3. Audit and Accounts Establishment .. .. .	5,763	2,852	8,615
Total .. .. .	2,83,470	7,634	2,91,104	Total .. .. .	4,52,894	34,881	4,87,775

## JAMRAO CANAL.

## CANAL PROJECT.

No. 6.—Statement comparing Capital Cost to end of 1923-24 with sanctioned estimates.

Particulars.	Charges against closed sanctions.			Current sanctions.			Total charges to date against old and current sanctions.
	Expenditure against construction estimate.	Expenditure against open capital sanctions.	Total.	Charges to date.	Amount of sanctioned estimate.	Unspent balance of estimate.	
1	2	3	4	5	6	7	8
<b>DIRECT CHARGES.</b>	Rs.	Rs.	Rs.	Rs.	Rs.	Rs.	Rs.
Works ..	64,74,033	6,68,570	71,42,603	5,23,554	6,16,709	93,155	76,66,157
Establishment ..	11,51,054	3,91,237	15,42,291	1,08,063	1,30,317	22,254	16,50,354
Tools and Plant ..	1,81,762	1,498	1,83,260	7,792	9,092	1,306	1,91,052
Suspense Accounts ..	53	4,553	4,606	...	...	...	4,606
<b>Total ..</b>	<b>78,06,902</b>	<b>10,65,858</b>	<b>88,72,760</b>	<b>6,39,409</b>	<b>7,56,118</b>	<b>1,16,709</b>	<b>95,12,169</b>
<b>Less—Receipts on Capital Account ..</b>	<b>981</b>	<b>...</b>	<b>981</b>	<b>...</b>	<b>...</b>	<b>...</b>	<b>981</b>
<b>Net Total ..</b>	<b>78,05,921</b>	<b>10,65,858</b>	<b>88,71,779</b>	<b>6,39,409</b>	<b>7,56,118</b>	<b>1,16,709</b>	<b>95,11,188</b>
<b>INDIRECT CHARGES.</b>							
Capitalized abatement of Land Revenue ..	35,896	18,251	54,147	...	5,912	5,912	54,147
Leave and Pension Allowances ..	1,61,148	54,772	2,15,920	15,129	18,245	3,116	2,31,049
Audit and Accounts Establishment ..	...	756	756	5,152	6,062	910	5,908
<b>Total ..</b>	<b>1,97,044</b>	<b>73,779</b>	<b>2,70,823</b>	<b>20,281</b>	<b>30,219</b>	<b>9,938</b>	<b>2,91,104</b>
<b>GRAND TOTAL ..</b>	<b>80,02,965</b>	<b>11,39,637</b>	<b>91,42,602</b>	<b>6,59,690</b>	<b>7,86,337</b>	<b>1,26,647</b>	<b>98,02,292</b>

G. R. (P. W. D.) No. 2986, dated 3rd July 1923 .. ..	Rs. 37,218
G. R. (P. W. D.) No. 1854, dated 30th January 1923 .. ..	5,492
G. R. (P. W. D.) No. 5500, dated 18th March 1924 .. ..	10,583
G. R. (P. W. D.) No. 4981, dated 18th December 1923 .. ..	8,720
G. R. (P. W. D.) No. 5428, dated 16th February 1924 .. ..	6,953

68,966

Estimate for excavating cuts along the Eastern Nara sanctioned in G. R. (P. W. D.) No. 1598, dated 12th July 1923 .. ..	3,47,026
Revised Estimate for Dipper Dredger and Hopper Barges for the Sind G. R. (P. W. D.) No. 2225, dated 17th April 1924 .. ..	3,70,345

7,86,337



## SUKKUR CANAL.

## CANAL PROJECT.

No 2.—Capital Account for, and to end of, 1923-24.

Heads of Account.	Direct Charges.			Cost of construction as now estimated (Construction estimate closed on 31st Mar. 1886).	Expenditure against closed estimates.
	Previous.	1923-24.	Total.		
1	2	3	4	5	6
	Rs.	Rs.	Rs.	Rs.	Rs.
<b>I.—WORKS.</b>					
<b>(1) HEAD WORKS.</b>					
C. Works .. .. .	2,12,211	..	2,12,211	2,12,211	2,12,211
K. Buildings .. .. .	3,603	..	3,603	3,603	3,603
<b>Total Head Works ..</b>	<b>2,15,814</b>	<b>..</b>	<b>2,15,814</b>	<b>2,15,814</b>	<b>2,15,814</b>
<b>(2) MAIN CANALS AND BRANCHES.</b>					
B. Land .. .. .	13,573	..	13,573	13,573	13,573
D. Regulators .. .. .	35,748	..	35,748	35,748	35,748
E. Falls and weirs .. .. .	14,449	..	14,449	14,449	14,449
F(1). Other cross drainage works ..	12,709	..	12,709	12,709	12,709
G. Bridges .. .. .	75,347	..	75,347	75,347	75,347
K. Buildings .. .. .	45,577	2,572	48,149	48,149	48,149
L. Earth-work .. .. .	6,84,459	..	6,84,459	6,84,459	6,84,459
M. Plantations .. .. .	10,740	..	10,740	10,740	10,740
O. Miscellaneous .. .. .	1,166	..	1,166	1,166	1,166
<b>Total Main Canals and Branches ..</b>	<b>8,93,768</b>	<b>2,572</b>	<b>8,96,340</b>	<b>8,96,340</b>	<b>8,96,340</b>
<b>(3) DISTRIBUTARIES.</b>					
C. Works .. .. .	63,146	..	63,146	63,146	63,146
L. Earth-work .. .. .	3,861	..	3,861	3,861	3,861
O. Miscellaneous .. .. .	2,205	..	2,205	2,205	2,205
<b>Total Distributaries ..</b>	<b>69,212</b>	<b>..</b>	<b>69,212</b>	<b>69,212</b>	<b>69,212</b>
<b>Carried over ..</b>	<b>11,78,794</b>	<b>2,572</b>	<b>11,81,366</b>	<b>11,81,366</b>	<b>11,81,366</b>

## SUKKUR CANAL.

## CANAL PROJECT.

No. 2.—Revenue Account for, and to end of, 1923-24.

Heads of Account.	Direct Charges.			Cost of construction as now estimated (Construction estimate closed on 31st Mar. 1886).	Expenditure against closed estimates.
	Previous.	1923-24.	Total.		
1	2	3	4	5	6
	Rs.	Rs.	Rs.	Rs.	Rs.
Brought forward ..	11,78,794	2,572	11,81,366	11,81,366	11,81,366
6. Water Courses—C Works ..	5,495	..	5,495	5,495	5,495
Total, I.—Works ..	11,84,289	2,572	11,86,861	11,86,861	11,86,861
II.—ESTABLISHMENT.					
1. Direction and Accounts ..	2,19,750	581	2,20,331	2,20,331	2,20,331
3. Executive ..					
Total Establishment ..	2,19,750	581	2,20,331	2,20,331	2,20,331
III.—TOOLS AND PLANT					
III.—TOOLS AND PLANT ..	14,426	3	14,429	14,429	14,429
Grand Total ..	14,18,465	3,156	14,21,621	14,21,621	14,21,621
V.—Less—Receipts on Capital Account	160	..	160	160	160
Net Outlay ..	14,18,305	3,156	14,21,461	14,21,461	14,21,461
<i>Apportionment.</i>					
Chargeable to 43—Minor Works and Navigation ..	13,56,919	..	13,56,919	13,56,919	13,56,919
Local Funds ..	19,133	..	19,133	19,133	19,133
Chargeable to 55—Construction of Irrigation Works ..	42,253	3,156	45,409	45,409	45,409
Total ..	14,18,305	3,156	14,21,461	14,21,461	14,21,461

## SUKKUR CANAL.

## CANAL PROJECT.

No. 3.—Revenue Account for, and to end of, 1923-24.

Receipts.	TOTAL.			Charges.	TOTAL.		
	Previous.	1923-24.	Total.		Previous.	1923-24.	Total.
	Rs.	Rs.	Rs.		Rs.	Rs.	Rs.
<b>I.—DIRECT RECEIPTS.</b>				<b>I.—EXTENSIONS AND IMPROVEMENTS.</b>			
1. Water-rates from Irrigation ..	49,939	1,433	51,372	1. Head Works ..	15,422	..	15,425
3. Sales of water	2	..	2	2. Main Canals and Branches ..	1,77,766	925	1,78,691
5. Plantations ..	29,208	53	30,919	3. Distributaries ..	863	..	863
6. Other Canal produce ..		1,658					
9. Rents of buildings ..	4,555	104	4,659	<b>Total ..</b>	<b>1,94,054</b>	<b>925</b>	<b>1,94,979</b>
10. Fines ..	10,789	1,756	12,545				
11. Miscellaneous receipts ..	40,196	610	40,806	<b>II.—MAINTENANCE AND REPAIRS.</b>			
12. Deduct—Refunds	..	125	125	1. Head Works ..	6,627	..	6,627
<b>Total ..</b>	<b>1,34,689</b>	<b>5,489</b>	<b>1,40,178</b>	2. Main Canals and Branches ..	19,78,445	94,059	20,72,504
				<b>Total ..</b>	<b>19,85,072</b>	<b>94,059</b>	<b>20,79,131</b>
<b>II.—INDIRECT RECEIPTS.</b>							
Irrigation share of Land Revenue collected in the Civil Department.	63,28,039	1,97,521	65,25,560	<b>III.—COMPENSATION.</b>			
4 per cent. on 9/10ths of the proceeds from sales of occupancy rights per Govt. of India Nos. 53 and 58-A. I., dated respectively 20th June and 1st August 1839, communicated in Government Resolution No. 1209, dated 10th July, and No. 1913, dated 7th November 1889 ..	22,401	908	23,309	<b>IV.—ESTABLISHMENT.</b>			
				1 and 2. Direction and Accounts	5,79,917	21,617	6,01,534
				3. Executive ..			
<b>Total ..</b>	<b>63,50,440</b>	<b>1,98,429</b>	<b>65,48,869</b>	<b>Total ..</b>	<b>5,79,917</b>	<b>21,617</b>	<b>6,01,534</b>
<b>Total Receipts ..</b>	<b>64,85,129</b>	<b>2,03,918</b>	<b>66,89,047</b>	<b>V.—TOOLS AND PLANT</b>	26,410	167	26,577
<b>Carried over ..</b>	<b>64,85,129</b>	<b>2,03,918</b>	<b>66,89,047</b>	<b>Carried over ..</b>	<b>27,85,453</b>	<b>1,16,768</b>	<b>29,02,221</b>

## SUKKUR CANAL.

## CANAL PROJECT.

No. 3.—Revenue Account for, and to end of, 1923-24.

Receipts.	TOTAL.			Charges.	TOTAL.		
	Previous.	1923-24.	Total.		Previous.	1923-24.	Total.
	Rs.	Rs.	Rs.		Rs.	Rs.	Rs.
Brought forward ..	64,85,129	2,03,918	66,89,047	Brought forward ..	27,85,453	1,16,768	29,02,221
<i>Note.</i> —Loss to the canal on account of difference between assessment of water-rates on jaghir lands and assessment at the ordinary rates in force for Government lands noted here per Government of India Letter No. 233-.1, dated 14th June 1883, communicated under Government Resolution No. 400, dated 11th August 1883.				VI.—REFUNDS OF REVENUE ..	119	..	119
				Suspense ..	...	735	735
				Deduct—Recoveries on Revenue account	84	43	127
				Total ..	27,85,488	1,17,460	29,02,948
				Share of Collection Charges in the Civil Department ..	4,59,836	12,035	4,71,871
				Total Direct Charges	32,45,324	1,29,495	33,74,819
				Indirect Charges debitable to Revenue Account as per Account No. 5 ..	92,116	3,977	96,093
				Total Charges ..	33,37,440	1,33,472	34,70,912
				Balance Net Revenue ..	31,47,689	70,446	32,18,135
	To end of 1922-23—Rs. 2,64,337						
Loss for 1923-1924 Rs. 3,897							
Total Rs. 2,68,234							
GRAND TOTAL.	64,85,129	2,03,918	66,89,047	GRAND TOTAL.	64,85,129	2,03,918	66,89,047

*N.B.*—Construction Estimate closed on 31st March 1896—vide G. R. No. 1411, dated 12th September 1893.  
Completion Report approved in G. R. No. 569, dated 27th March 1896.

SUKKUR CANAL.

CANAL PROJECT.

No. 4.—Interest Account for, and to end of, 1923-24.

	Amount. Rs.		Amount. Rs.
Total interest charges to end of 1922-25 .. .. .	26,92,403	Net Revenue realized to end of 1922-23 as per No. 3 .. .. .	31,47,689
Interest Charges for the year 1923-24 .. .. .	48,518	Net Revenue realized during 1923-24 as per No. 3 .. .. .	70,446
On Rs. 10,64,754 outlay to end of the year 1916-17 at the average rate 3.3252 per cent. .. Rs. 45,381			
On subsequent outlay Rs. 55,129 (from 1917-18 to 1921-22 and half of 1923-24) at the average rate 5.69 per cent. .. .. Rs. 3,137		Total Net Revenue realized to end of the year as per No. 3 .. .. .	32,18,135
		Balance net interest charges .. .. .	—4,77,214
Total ..	27,40,921	Total ..	27,40,921

No. 5.—Account of Indirect Charges for, and to end of, 1923-24.

Particulars.	Previous.	1923-24.	Total.	Particulars.	Previous.	1923-24.	Total.
<b>CAPITAL ACCOUNT.</b>				<b>REVENUE ACCOUNT.</b>			
1. Capitalized abatement of Land Revenue ..	20,466	..	20,466	1. Capitalized abatement of Land Revenue ..	3,124	..	3,124
2. Leave and Pension Allowances..	42,189	81	42,270	2. Leave and Pension Allowances ..	86,972	3,026	89,998
3. Audit and Accounts Establishment ..	351	26	377	3. Audit and Accounts Establishment ..	2,020	951	2,971
Total ..	63,006	107	63,113	Total ..	92,116	3,977	96,093

## SUKKUR CANAL.

## CANAL PROJECT.

No. 6.—Statement comparing Capital Cost to end of 1923-24 with sanctioned estimates.

Particulars.	Charges against closed sanctions.			Current sanctions.			Total charges to date against old and current sanctions.
	Expenditure against construction estimate.	Expenditure against open capital sanctions.	Total.	Charges to date.	Amount of sanctioned estimate.	Unspent balance of estimate.	
1	2	3	4	5	6	7	8
	Rs.	Rs.	Rs.	Rs.	Rs.	Rs.	Rs.
<b>DIRECT CHARGES.</b>							
Works .. ..	11,09,106	77,755	11,86,861	...	...	...	11,86,861
Establishment ..	2,05,471	14,860	2,20,331	...	...	...	2,20,331
Tools and Plant ..	13,330	1,090	14,429	...	...	...	14,429
Total ..	13,27,907	93,714	14,21,621	...	...	...	14,21,621
Less—Receipts on Capital Account ..	160	...	160	...	...	...	160
Net Total ..	13,27,747	93,714	14,21,461	...	...	...	14,21,461
<b>INDIRECT CHARGES.</b>							
Capitalized abatement of Land Revenue ..	19,775	691	20,466	...	...	...	20,466
Leave and Pension Allowances ..	40,191	2,075	42,270	...	...	...	42,270
Audit and Accounts ..	...	377	377	...	...	...	377
Total ..	59,966	3,147	63,113	...	...	...	63,113
<b>GRAND TOTAL ..</b>	<b>13,87,713</b>	<b>96,861</b>	<b>14,84,574</b>	...	...	...	<b>14,84,574</b>

GHAR CANAL.

CANAL PROJECT.

No. 2.—Capital Account for, and to end of, 1923-24.

Heads of Account.	Direct Charges.			Cost of construction as now estimated (Construction estimate closed on 31st Mar. 1879).	Expenditure against closed estimates.
	Previous.	1923-24.	Total.		
1	2	3	4	5	6
<b>I.—WORKS.</b>	Rs.	Rs.	Rs.	Rs.	Rs.
<b>(2) MAIN CANALS AND BRANCHES.</b>					
A. Preliminary Expenses ..	551	..	551	551	551
B. Land .. ..	10,001	..	10,001	10,001	10,001
D. Regulators .. ..	45,182	6,885	52,067	52,067	52,067
G. Bridges .. ..	6,346	..	6,346	6,346	6,346
K. Buildings .. ..	1,22,571	2,242	1,24,813	1,24,813	1,24,813
L. Earth-work .. ..	2,31,614	..	2,31,614	2,31,614	2,31,614
M. Plantations .. ..	14	..	14	14	14
O. Miscellaneous .. ..	16,761	..	16,761	16,761	16,761
<b>Total Main Canals and Branches ..</b>	<b>4,33,040</b>	<b>9,127</b>	<b>4,42,167</b>	<b>4,42,167</b>	<b>4,42,167</b>
<b>(3) DISTRIBUTARIES.</b>					
C. Works .. ..	19,777	..	19,777	19,777	19,777
L. Earth-work .. ..	4,477	..	4,477	4,477	4,477
<b>Total Distributaries ..</b>	<b>24,254</b>	<b>..</b>	<b>24,254</b>	<b>24,254</b>	<b>24,254</b>
<b>(4) DRAINAGE AND PROTECTIVE WORKS.</b>					
L. Earth-work .. ..	50,886	..	50,886	50,886	50,886
<b>6. Water courses—C. Works ..</b>	<b>9,602</b>	<b>..</b>	<b>9,602</b>	<b>9,602</b>	<b>9,602</b>
<b>Total, I.—Works ..</b>	<b>5,17,782</b>	<b>9,127</b>	<b>5,26,909</b>	<b>5,26,909</b>	<b>5,26,909</b>
<b>Carried over ..</b>	<b>5,17,782</b>	<b>9,127</b>	<b>5,26,909</b>	<b>5,26,909</b>	<b>5,26,909</b>

## GHAR CANAL.

## CANAL PROJECT.

No. 2.—Capital Account for, and to end of, 1923-24.

Heads of Account.	Direct Charges.			Cost of construction as now estimated (Construction estimate closed on 31st Mar. 1879).	Expenditure against closed estimates.
	Previous.	1923-24.	Total.		
1	2	3	4	5	6
	Rs.	Rs.	Rs.	Rs.	Rs.
Brought forward ..	5,17,782	9,127	5,26,909	5,26,909	5,26,909
II.—ESTABLISHMENT.					
1 and 2. Direction and Accounts .. } 3. Executive .. }	1,10,392	2,062	1,12,454	1,12,454	1,12,454
Total Establishment ..	1,10,392	2,062	1,12,454	1,12,454	1,12,454
III.—TOOLS AND PLANT ..	4,195	12	4,207	4,207	4,207
Grand Total ..	6,32,369	11,201	6,43,570	6,43,570	6,43,570
V.—Less—Receipts on Capital Account ..	..	..	..	..	..
Net Outlay ..	6,32,369	11,201	6,43,570	6,43,570	6,43,570
<i>Apportionment.</i>					
Chargeable to 43—Minor Works and Navigation ..	5,82,882	..	5,82,882	5,82,882	5,82,882
Chargeable to 55—Construction of Irrigation Works—Provincial ..	49,487	11,201	60,688	60,688	60,688
Total ..	6,32,369	11,201	6,43,570	6,43,570	6,43,570



## GHAR CANAL.

## CANAL PROJECT.

No. 3.—Revenue Account for, and to end of, 1923-24.

Receipts.	TOTAL.			Charges.	TOTAL.		
	Previous.	1923-24.	Total.		Previous.	1923-24.	Total.
I.—DIRECT RECEIPTS.	Rs.	Rs.	Rs.	I.—EXTENSIONS AND IMPROVEMENTS.	Rs.	Rs.	Rs.
1. Water-rates from Irrigation ..	2,69,629	5,707	2,75,336	1. Head Works ..	1,407	..	1,407
5. Plantations ..	83,308	250	85,541	2. Main Canals and Branches ..	4,22,845	737	4,23,582
6. Other canal produce ..		1,985		3. Distributaries ..	12,796	..	12,796
8. Navigation ..	44	4	48	Total ..	4,37,048	737	4,37,785
9. Rents of buildings ..	24,128	55	24,183	II.—MAINTENANCE AND REPAIRS.			
10. Fines ..	27,715	2,577	30,292	2. Main Canals and Branches ..	48,58,880	1,79,871	50,38,751
11. Miscellaneous receipts ..	2,25,194	6,425	2,31,619	3. Distributaries ..	15,675	..	15,675
12. Deduct-refunds ..	..	1,141	1,141	Total ..	48,74,555	1,79,871	50,54,426
Total ..	6,30,018	15,858	6,45,876	III.—COMPENSATION ..	108	..	108
II.—INDIRECT RECEIPTS.				IV.—ESTABLISHMENT.			
Irrigation share of Land Revenue collected in the Civil Department ..	3,36,54,872	8,75,094	3,45,29,966	1 and 2. Direction and Accounts ..	14,29,818	40,750	14,70,568
4 per cent. on 9/10th of the proceeds from sales of occupancy rights per Govt. of India Nos. 53 and 58-A. I., dated respectively 20th June and 1st August 1889, communicated in Government Resolution No. 1209, dated 10th July, and No. 1913, dated 7th November 1889 ..	1,79,078	7,627	1,86,705	3. Executive ..			
Total ..	3,38,33,950	8,82,721	3,47,16,671	Total ..	14,29,818	40,750	14,70,568
Total Receipts ..	3,44,63,968	8,98,579	3,53,62,547	V.—TOOLS AND PLANT..	22,296	242	22,538
Carried over ..	3,44,63,968	8,98,579	3,53,62,547	Carried over ..	67,63,825	2,21,600	69,85,425

## GHAR CANAL.

## CANAL PROJECT.

No. 3.—Revenue Account for, and to end of, 1923-24.

Receipts.	TOTAL.			Charges.	TOTAL.		
	Previous.	1923-24.	Total.		Previous.	1923-24.	Total.
	Rs.	Rs.	Rs.		Rs.	Rs.	Rs.
Brought forward ..	3,44,63,968	8,98,579	3,53,62,547	Brought forward ..	67,63,825	2,21,600	69,85,425
<i>Note.</i> —Loss to the canal on account of difference between assessment of water-rates on jaghir lands and assessment at the ordinary rates in force for Government lands noted here per Government of India Letter No. 233-I., dated 14th June 1883, communicated under Government Resolution No. 400, dated 11th August 1883.				Profit and Loss—			
				VI.—REFUNDS OF REVENUE..	184	..	184
				Suspense Account	—1		—1
				Deduct recoveries on Revenue Accounts ..	438	10	448
				Total ..	67,63,570	2,21,590	69,85,160
				Share of Collection Charges in the Civil Department ..	26,51,632	52,927	27,04,559
				Total Direct Charges ..	94,15,202	2,74,517	96,89,719
				Indirect Charges debitable to Revenue Account as per Account No. 5 ..	2,35,639	7,965	2,43,604
				Total Charges ..	96,50,841	2,82,482	99,33,323
				Balance Net Revenue ..	2,48,13,127	6,16,097	2,54,29,224
To end of 1922-23. Rs. 14,00,938							
Loss for 1923-24, Rs. 41,174							
Total Rs. 14,42,112							
GRAND TOTAL ..	3,44,63,968	8,98,579	3,53,62,547	GRAND TOTAL ..	3,44,63,968	8,98,579	3,53,62,547

*N.B.*—Construction Estimate closed on 31st March 1872—*vide* G. R. No. 1411, dated 12th September 1893, Completion Report approved in G. R. No. 927, dated 11th June 1895.

GHAR CANAL.

CANAL PROJECT.

No. 4.—Interest Account for, and to end of, 1923-24.

	Amount. Rs.		Amount. Rs.
Total interest charges to end of 1922-23 .. .. .	9,75,834	Net Revenue realized to end of 1922-23 as per No. 3 .. .. .	2,48,13,127
Interest charges for the year 1923-24 .. .. .	23,331	Net Revenue realized during 1923-24 as per No. 3 .. .. .	6,16,097
On Rs. 5,48,405 outlay to end of the year 1916-17 at the average rate 3.3252 per cent. Rs. 18,235		Total Net Revenue realized to end of the year as per No. 3 .. .. .	2,54,29,224
On subsequent outlay Rs. 89,564 (from the year 1917-18 to 1922-23 and half of 1923-24) at the average rate 5.69 per cent. Rs. 5,096		Balance net interest charges	2,44,30,059
Total .. .. .	9,99,165	Total .. .. .	9,99,165

No. 5—Account of Indirect Charges for, and to end of, 1923-24.

Particulars.	Previous.	1923-24.	Total.	Particulars.	Previous.	1923-24.	Total.
	Rs.	Rs.	Rs.		Rs.	Rs.	Rs.
<b>CAPITAL ACCOUNT.</b>				<b>REVENUE ACCOUNT.</b>			
1. Capitalized abatement of Land Revenue .. .. .	13,954	..	13,954	1. Capitalized abatement of Land Revenue .. .. .	16,269	454	16,723
2. Leave and Pension Allowances .. .. .	19,987	289	20,276	2. Leave and Pension Allowances .. .. .	2,15,930	5,705	2,21,635
3. Audit and Accounts Establishment .. .. .	412	91	503	3. Audit and Accounts Establishment .. .. .	3,440	1,806	5,246
Total .. .. .	34,353	380	34,733	Total .. .. .	2,35,639	7,965	2,43,604

## CHAR CANAL.

## CANAL PROJECT.

No. 6—Statement comparing Capital Cost to end of 1923-24 with sanctioned Estimates.

Particulars.	Charges against closed sanctions.			Current Sanctions.			Total charges to date against old and current sanctions.
	Expenditure against construction Estimate.	Expenditure against open Capital sanctions.	Total.	Charges to date.	Amount of sanctioned Estimate.	Unspent balance of Estimate.	
1	2	3	4	5	6	7	8
	Rs.	Rs.	Rs.	Rs.	Rs.	Rs.	
<b>DIRECT CHARGES.</b>							
Works .. ..	3,38,237	1,88,672	5,26,909	...	...	...	5,26,909
Establishment ..	75,554	36,900	1,12,454	...	...	...	1,12,454
Tools and Plant ..	1,746	2,461	4,207	...	...	...	4,207
Total ..	4,15,537	2,28,033	6,43,570	...	...	...	6,43,570
Net Total ..	4,15,537	2,28,033	6,43,570	...	...	...	6,43,570
<b>INDIRECT CHARGES.</b>							
Capitalized abatement of Land Revenue ..	10,329	3,625	13,954	...	...	...	13,954
Leave and Pension Allowances ..	15,111	5,165	20,276	...	...	...	20,276
Audit and Accounts ..	...	503	503	...	...	...	503
Total ..	25,440	9,293	34,733	...	...	...	34,733
<b>GRAND TOTAL..</b>	<b>4,40,977</b>	<b>2,37,326</b>	<b>6,78,303</b>	...	...	...	<b>6,78,303</b>

ALIBHAR KACHERI CANAL.

CANAL PROJECT.

No. 3.—Revenue Account for, and to end of, 1923-24.

Receipts.	TOTAL.			Charges.	TOTAL.		
	Previous.	1923-24.	Total.		Previous.	1923-24.	Total.
	Rs.	Rs.	Rs.		Rs.	Rs.	Rs.
<b>I.—DIRECT RECEIPTS.</b>				<b>I.—EXTENSIONS AND IMPROVEMENTS.</b>			
1. Water-rates from Irrigation ..	26,477	369	26,846	2. Main Canals and Branches ..	6,484	136	6,620
5. Plantations ..	5,411	436	5,847	4. Drainage and Protective Works.	24	..	245
6. Other canal produce ..							
8. Navigation ..	3	..	3	<b>Total ..</b>	<b>6,728</b>	<b>136</b>	<b>6,865</b>
10. Fines ..	130	10	140				
11. Miscellaneous receipts ..	4,357	355	4,712	<b>II.—MAINTENANCE AND REPAIRS.</b>			
<b>Total ..</b>	<b>36,378</b>	<b>1,170</b>	<b>37,548</b>	2. Main Canals and Branches ..	13,871	— 2,495	11,376
				3. Distributaries	12,672	..	12,672
<b>II.—INDIRECT RECEIPTS.</b>				<b>Total ..</b>	<b>26,543</b>	<b>— 2,495</b>	<b>24,048</b>
Irrigation share of land Revenue collected in the Civil Department ..	3,16,377	9,266	3,25,643				
4 per cent. on 9/10ths of the proceeds from sales of occupancy rights per Govt. of India Nos. 53 and 58-A. I., dated respectively 20th June and 1st August 1889, communicated in Government Resolution No. 1209, dated 10th July, and No. 1913, dated 7th November 1889 ..	21,488	840	22,328	<b>III.—COMPENSATION.</b>			
				<b>IV.—ESTABLISHMENT.</b>			
				1 and 2. Direction and Accounts.	26,472	1,229	27,701
				3. Executive ..			
<b>Total ..</b>	<b>3,37,865</b>	<b>10,106</b>	<b>3,47,971</b>	<b>Total ..</b>	<b>26,472</b>	<b>1,229</b>	<b>27,701</b>
<b>Total Receipts</b>	<b>3,74,243</b>	<b>11,276</b>	<b>3,85,519</b>	<b>V.—TOOLS AND PLANT ..</b>	<b>1,081</b>	<b>47</b>	<b>1,128</b>
<b>Carried over ..</b>	<b>3,74,243</b>	<b>11,276</b>	<b>3,85,519</b>	<b>Carried over ..</b>	<b>60,825</b>	<b>— 1,083</b>	<b>59,742</b>

## ALIBHAR KACHERI CANAL.

## CANAL PROJECT.

## No. 3.—Revenue Account for, and to end of, 1923-24.

Receipts.	TOTAL.			Charges.	TOTAL.		
	Previous.	1923-24.	Total.		Previous.	1923-24.	Total.
	Rs.	Rs.	Rs.		Rs.	Rs.	Rs.
Brought forward.	3,74,243	11,276	3,85,519	Brought forward..	60,825	-1,083	59,742
<i>Note.</i> —Loss to the canal on account of difference between assessment of water-rates on jaghir lands and assessment at the ordinary rates in force for Government lands noted here per Government of India Letter No. 233-I., dated 14th June 1883, communicated under Government Resolution No. 400, dated 11th August 1883.				Profit and Loss—			
				VI.—REFUNDS OF REVENUE.	19	..	19
				Total ..	60,844	-1,083	59,761
				Share of Collection Charges in the Civil Department.	26,419	578	26,997
				Total Direct Charges ..	87,263	-505	86,758
				Indirect Charges debitable to Revenue Account as per Account No. 5	4,251	148	4,399
				Total Charges ..	91,514	-357	91,157
				Balance Net Revenue ..	2,82,729	11,633	2,94,362
				GRAND TOTAL..	3,74,243	11,276	3,85,519
	To end of 1922-23— Rs. 1,23,938						
Loss for 1923-24— Rs. 2,741							
Total Rs. 1,26,679							

*N. B.*—Last Capital Account detailed in the Administrative Accounts for 1921-22. Construction Estimate closed on 31st March 1876—*vide* G.R. No. 1411, dated 12th September 1893, Completion Report approved in G.R. No. 1229, dated 1st August 1894.

ALIBHAR KACHERI CANAL.

CANAL PROJECT.

No. 4.—Interest Account for, and to end of, 1923-24.

	Amount. Rs.		Amount. Rs.
Total interest charges to end of 1922-23 .. .. .	53,437	Net Revenue realized to end of 1922-23 as per No. 3 .. .. .	2,82,729
Interest charges for the year 1923-24 .. .. .	5,337	Net Revenue realized during 1923-24 as per No. 3 .. .. .	11,633
On Rs. 23,207 outlay to end of the year 1916-17 at the average rate 3.325 2 per cent. Rs. 772		Total Net Revenue realized to end of the year as per No. 3 .. .. .	2,94,362
On subsequent outlay Rs. 80,223 (from the year 1917-18 to 1922-23 and half of 1923-24) at the average rate 5.69 per cent. .. Rs. 4,565		Balance net interest charges .. .. .	-2,35,588
Total .. .. .	58,774	Total .. .. .	58,774

No. 5.—Account of Indirect Charges for, and to end of, year 1923-24.

Particulars.	Previous.	1923-24.	Total.	Particulars.	Previous.	1923-24.	Total.
CAPITAL ACCOUNT.				REVENUE ACCOUNT.			
				1. Capitalized abatement of Land Revenue .. .. .	..	..	..
				2. Leave and Pension Allowances .. .. .	4,267	172	4,439
				3. Audit and Accounts Establishment .. .. .	-16	-24	-40
				Total .. .. .	4,251	148	4,399

## GREAT MARAK CANAL.

## CANAL PROJECT.

No. 2.—Capital Account for, and to end of, 1923-24.

Heads of Account.	Direct Charges.			Cost of Construction as now estimated. (Construction estimate closed on 31st Mar. 1882).	Expenditure against closed estimates.
	Previous.	1923-24.	Total.		
1	2	3	4	5	6
<b>I.—WORKS.</b>	Rs.	Rs.	Rs.	Rs.	Rs.
(2) MAIN CANALS AND BRANCHES.					
B. Land .. .. .	1,062	..	1,062	1,062	1,062
D. Regulators .. .. .	1,43,235	..	1,43,235	1,43,235	1,43,235
G. Bridges .. .. .	929	..	929	929	929
K. Buildings .. .. .	38,013	10,033	48,046	48,046	48,046
L. Earth-work .. .. .	1,53,063	..	1,53,063	1,53,063	1,53,063
Total Main Canals and Branches ..	3,36,302	10,033	3,46,335	3,46,335	3,46,335
Total I.—Works ..	3,36,302	10,033	3,46,335	3,46,335	3,46,335
<b>II.—ESTABLISHMENT.</b>					
1. and 2. Direction and Account ..	87,962	3,552	91,514	91,514	91,514
3. Executive .. .. .					
4. Medical .. .. .					
Total Establishment ..	87,962	3,552	91,514	91,514	91,514
<b>III.—TOOLS AND PLANT</b> ..	3,488	130	3,618	3,618	3,618
Grand Total ..	4,27,752	13,715	4,41,467	4,41,467	4,41,467
V.—Less—Receipts on Capital Account.	80	..	80	80	80
Net Outlay ..	4,27,672	13,715	4,41,387	4,41,387	4,41,387
<i>Apportionment.</i>					
Chargeable to 43—Minor Works and Navigation ..	4,18,756	..	4,18,756	4,18,756	4,18,756
Chargeable to 55—Construction of Irrigation Works—Provincial ..	8,916	13,715	22,631	22,631	22,631
Total ..	4,27,672	13,715	4,41,387	4,41,387	4,41,387



GREAT MARAK CANAL.

CANAL PROJECT.

No. 3.—Revenue Account for, and to end of, 1923-24.

Receipts.	TOTAL.			Charges.	TOTAL.		
	Previous.	1923-1924.	Total.		Previous.	1923-1924.	Total.
	Rs.	Rs.	Rs.		Rs.	Rs.	Rs.
<b>I.—DIRECT RECEIPTS.</b>				<b>I.—EXTENSIONS AND IMPROVEMENTS.</b>			
1. Water-rates from Irrigation ..	1,27,619	2,233	1,29,852	Main Canals and Branches ..	47,561	..	47,561
3. Sales of water ..	15	..	15				
5. Plantations ..	32,423	84	35,056				
6. Other canal produce ..		2,549					
8. Navigation ..	126	..	126	<b>Total ..</b>	<b>47,561</b>	<b>..</b>	<b>47,561</b>
9. Rents of buildings ..	144	..	144				
10. Fines ..	2,397	..	2,397	<b>II.—MAINTENANCE AND REPAIRS.</b>			
11. Miscellaneous receipts ..	16,488	752	17,240	1. Head Works ..	3,416	..	3,416
12. Deduct—Refunds	150	1	151	2. Main Canals and Branches ..	5,62,264	17,293	5,79,557
<b>Total ..</b>	<b>1,79,062</b>	<b>5,617</b>	<b>1,84,679</b>	<b>Total ..</b>	<b>5,65,680</b>	<b>17,293</b>	<b>5,82,973</b>
<b>II.—INDIRECT RECEIPTS.</b>				<b>III. COMPENSATION.</b>			
Irrigation share of Land Revenue collected in the Civil Department.	35,74,104	98,397	36,72,501				
4 per cent. on 9/10ths of the proceeds from sales of occupancy rights per Govt. of India Nos. 53 and 58-A.I., dated respectively 20th June and 1st August 1889, communicated in Government Resolution No. 1209, dated 10th July and No. 1913, dated 7th November 1889 ..	76,115	3,606	79,721	<b>IV. ESTABLISHMENT.</b>			
<b>Total ..</b>	<b>36,50,219</b>	<b>1,02,003</b>	<b>37,52,222</b>	1 & 2. Direction and Accounts ..	2,73,677	19,099	2,92,776
				3. Executive ..			
<b>Total Receipts ..</b>	<b>38,29,281</b>	<b>1,07,620</b>	<b>39,36,901</b>	<b>Total ..</b>	<b>2,73,677</b>	<b>19,099</b>	<b>2,92,776</b>
				<b>V. TOOLS AND PLANT ..</b>	5,840	406	6,246
<b>Carried over ..</b>	<b>38,29,281</b>	<b>1,07,620</b>	<b>39,36,901</b>	<b>Carried over ..</b>	<b>8,92,758</b>	<b>36,798</b>	<b>9,29,556</b>

## GREAT MARAK CANAL.

## CANAL PROJECT.

No. 3.—Revenue Account for, and to end of, 1923-24.

Receipts.	TOTAL.			Charges.	TOTAL.		
	Previous.	1923-1924.	Total		Previous.	1923-1924.	Total
	Rs.	Rs.	Rs.		Rs.	Rs.	Rs.
Brought forward..	38,29,281	1,07,620	39,36,901	Brought forward..	8,92,758	36,798	9,29,556
<i>Note.</i> —Loss to the canal on account of difference between assessment of water-rates on jaghir land and assessment at the ordinary rates in force for Government lands noted here per Government of India Letter No. 233-I, dated 14th June 1883, communicated under Government Resolution No. 400, dated 11th August 1883.				VI.—REFUNDS OF REVENUE ..	40	..	40
				Total ..	8,92,798	36,798	9,29,596
				Share of collection charges in the Civil Department	2,69,893	6,038	2,75,931
				Total Charges ..	11,62,691	42,836	12,05,527
				Indirect charges debitable to Revenue Account as per Account No. 5 ..	40,979	2,847	43,826
				Total Charges ..	12,03,670	45,683	12,49,353
				Balanc Net Revenue ..	26,25,611	61,937	26,87,548
	To end of 1922-23— Rs. 7,61,635						
	Loss for 1923-24— Rs. 24,412						
	Total Rs. 7,86,047						
GRAND TOTAL..	38,29,281	1,07,620	39,36,901	GRAND TOTAL..	38,29,281	1,07,620	39,36,901

*N. B.*—Construction estimate closed on 31st March 1882—*vide* G. R. No. 1411, dated 12th September 1893.

Completion report approved in G. R. No. 1229, dated 1st August 1894.

GREAT MARAK CANAL.

CANAL PROJECT.

No. 4.—Interest Account for, and to end of, 1923-24.

	Amount. Rs.		Amount. Rs.
Total interest charges to end of 1922-1923 .. ..	4,17,710	Net Revenue realized to end of 1922-23 as per No. 3 ..	26,25,611
Interest charges for the year 1923-1924 .. ..	19,819	Net Revenue realized during 1923-1924 as per No. 3 ..	61,937
On Rs. 2,07,436 outlay to end of the year 1916-17 at the average rate 3.3252 per cent. Rs. 6,897		Total Net Revenue realised to end of the year as Per No. 3 .. ..	26,87,548
On subsequent outlay Rs. 2,27,094 (from the year 1917-18 to 1922-1923 and half outlay for 1923-1924 at the average rate 5.69 per cent. ..Rs. 12,922		Balance net interest charges ..	-22,50,019
Total ..	4,37,529	Total ..	4,37,529

No. 5.—Account of Indirect Charges for, and to end of, year 1923-24.

Particulars.	Previous.	1923-24	Total.	Particulars.	Previous.	1923-24.	Total.
	Rs.	Rs.	Rs.		Rs.	Rs.	Rs.
<b>CAPITAL ACCOUNT.</b>				<b>REVENUE ACCOUNT.</b>			
1. Capitalized abatement of Land Revenue ..	1,554	147	1,701	1. Capitalized abatement of Land Revenue ..	772	..	772
2. Leave and Pension Allowances ..	14,278	497	14,775	2. Leave and Pension Allowances ..	39,617	2,674	42,291
3. Audit and Accounts Establishment ..	65	100	165	3. Audit and Accounts Establishment ..	590	173	763
Total ..	15,897	744	16,641	Total ..	40,979	2,847	43,826

## GREAT MARAK CANAL.

## CANAL PROJECT.

No. 6.—Statement comparing Capital Cost to end of 1923-24 with sanction estimates.

Particulars.	Charges against closed sanctions.			Current sanctions:			Total charges to date against old and current sanctions.
	Expenditure against construction estimate.	Expenditure against open capital sanctions.	Total.	Charges to date.	Amount of sanctioned estimate.	Unspent balance of estimate.	
1	2	3	4	5	6	7	8
	Rs.	Rs.	Rs.	Rs.	Rs.	Rs.	Rs.
<b>DIRECT CHARGES.</b>							
Works .. ..	1,59,516	1,86,819	3,46,335	..	..	..	3,46,335
Establishment ..	32,719	58,795	91,514	..	..	..	91,514
Tools and Plant ..	1,445	2,173	3,618	..	..	..	3,618
Suspense Accounts ..	..	..	..	..	..	..	..
Total ..	1,93,680	2,47,787	4,41,467	..	..	..	4,41,467
Less—Receipts on Capital Account ..	80	..	80	..	..	..	80
Net Total ..	1,93,600	2,47,787	4,41,387	..	..	..	4,41,387
<b>INDIRECT CHARGES.</b>							
Capitalized abatement of Land Revenue ..	942	759	1,701	..	..	..	1,701
Leave and Pension Allowances ..	6,544	8,231	14,775	..	..	..	14,775
Audit and Accounts Establishment ..	..	165	165	..	..	..	165
Total ..	7,486	9,155	16,641	..	..	..	16,641
Grand Total ..	2,01,086	2,56,942	4,58,028	..	..	..	4,58,028

SARFRAZWAH CANAL.

CANAL PROJECT.

No. 3.—Revenue Account for, and to end of, 1923-24.

Receipts.	TOTAL.			Charges.	TOTAL.		
	Previous.	1923-24.	Total.		Previous.	1923-24.	Total.
	Rs.	Rs.	Rs.		Rs.	Rs.	Rs.
<b>I.—DIRECT RECEIPTS.</b>				<b>I.—EXTENSIONS AND IMPROVEMENTS.</b>			
1. Water-rates from Irrigation ..	78,647	1,492	80,139				
5. Plantations ..	24,809	37	25,753	Main Canals and Branches ..	42,953	..	42,953
6. Other canal produce ..		907					
8. Navigation ..	62	..	62	Total ..	42,953	..	42,953
9. Rent of buildings ..	7	..	7				
10. Fines ..	425	42	467	<b>II.—MAINTENANCE AND REPAIRS.</b>			
11. Miscellaneous receipts ..	8,365	251	8,616	1. Main Canals and Branches ..	3,84,334	8,960	3,93,294
12. <i>Deduct</i> —Refunds.	1	..	1	2. Drainage and Protective Works ..	6,778	..	6,778
Total ..	1,12,314	2,729	1,15,043	Total ..	3,91,112	8,960	4,00,072
<b>II.—INDIRECT RECEIPTS.</b>				<b>III.—COMPENSATION.</b>			
Irrigation share of Land Revenue collected in the Civil Department.	12,19,262	32,005	12,51,267				
4 per cent. on 9/10ths of the proceeds from sales of occupancy rights per Govt. of India Nos. 53 and 58-A-1, dated respectively 20th June and 1st August 1889, communicated in Government Resolution No. 1209, dated 10th July and No. 1913, dated 7th November 1889..	34,695	1,405	36,100	<b>IV.—ESTABLISHMENT.</b>			
Total ..	12,53,957	33,410	12,87,367	1 & 2. Direction and Accounts ..	1,57,892	8,357	1,66,249
				3. Executive ..			
Total Receipts ..	13,66,271	36,139	14,02,410	<b>V.—TOOLS AND PLANT</b>	2,766	176	2,942
Carried over ..	13,66,271	36,139	14,02,410	Carried over ..	5,94,723	17,493	6,12,216

## SARFRAZWAH CANAL.

## CANAL PROJECT.

No. 3.—Revenue Account for, and to end of, 1923-24.

Receipts.	TOTAL.			Charges.	TOTAL.		
	Previous.	1923-24.	Total.		Previous.	1923-24.	Total.
	Rs.	Rs.	Rs.		Rs.	Rs.	Rs.
Brought forward ..	13,66,271	36,139	14,02,410	Brought forward ..	5,94,723	17,493	6,12,216
<i>Note.</i> —Loss to the canal on account of difference between assessment water rates on jaghir lands and assessment at the ordinary rates in force for Government lands noted here per Government of India Letter No. 233-I, dated 14th June 1883, communicated under Government Resolution No. 400, dated 11th August 1883.				Profit and Loss—			
				VI.—REFUNDS OF REVENUE ..	4	..	4
				Total ..	5,94,727	17,493	6,12,220
				Share of collection charges in the Civil Department.	93,627	2,011	95,638
				Total Direct Charges ..	6,88,354	19,504	7,07,858
				Indirect charges debit to Revenue Account as per Account No. 5 ..	25,134	1,260	26,394
				Total Charges ..	7,13,488	20,764	7,34,252
				Balance Net Revenue ..	6,52,783	15,375	6,68,158
				GRAND TOTAL ..	13,66,271	36,139	14,02,410
	To end of 1922-23 ..	Rs. 3,81,968					
Loss for 1923-24 ..	19,790						
Total ..	4,01,758						
GRAND TOTAL ..	13,66,271	36,139	14,02,410	GRAND TOTAL ..	13,66,271	36,139	14,02,410

*N. B.*—Last Capital Account detailed in the Administrative Accounts for 1881-82.

Construction estimate closed on 31st March 1876—*vide* G. R. No. 1411, dated 12th September 1893.

Completion report approved in G. R. No. 1229, dated 1st August 1894.

SARFRAZWAH CANAL.

CANAL PROJECT.

No. 4.—Interest Account for, and to end of, 1923-24.

	Amount. Rs.		Amount. Rs.
Total interest charges to end of 1922-23 .. .. .	2,25,922	Net Revenue realized to end of 1922-23 as per No. 3 .. .. .	6,52,783
Interest charges for the year 1923-24 .. .. .	3,942	Net Revenue realized during 1923-24 as per No. 3 .. .. .	15,375
On Rs. 1,18,559 outlay to end of the year 1916-17 at the average rate 3.3252 per cent. Rs. 3,942		Total Net Revenue realized to end of the year as per No. 3 .. .. .	6,68,158
Subsequent outlay .. Nil.		Balance net interest charges ..	—4,38,294
Total ..	2,29,864	Total ..	2,29,864

No. 5.—Account of Indirect Charges for, and to end of, year 1923-24.

Particulars.	Previous.	1923-24.	Total.	Particulars.	Previous.	1923-24.	Total.
					Rs.	Rs.	Rs.
CAPITAL ACCOUNT				REVENUE ACCOUNTS.			
				1. Capitalized abatement of Land Revenue ..	1,278	..	1,278
				2. Leave and Pension Allowances ..	23,520	1,170	24,690
				3. Audit and Accounts Establishment ..	336	90	426
				Total ..	25,134	1,260	26,394

## FULELI CANAL.

## CANAL PROJECT.

No. 2.—Capital Account for, and to end of, 1923-24.

Heads of Account.	Direct Charges.			Cost of construction as now estimated (Construction estimate closed on 31st March 1893).	Expenditure against closed estimate.
	Previous.	1923-24.	Total.		
1	2	3	4	5	6
<b>I.—WORKS.</b>	Rs.	Rs.	Rs.	Rs.	Rs.
<b>(1) HEAD WORKS.</b>					
C. Works .. .. .	66,278	..	66,278	66,278	66,278
K. Buildings .. .. .	4,012	..	4,012	4,012	4,012
<b>Total Head Works ..</b>	<b>70,290</b>	<b>..</b>	<b>70,290</b>	<b>70,290</b>	<b>70,290</b>
<b>(2) MAIN CANALS AND BRANCHES.</b>					
A. Preliminary Expenses ..	48,303	13,700	62,003	71,483	43,303
B. Land .. .. .	7,456	..	7,456	7,456	7,456
D. Regulators .. .. .	6,24,155	1,95,715	8,19,870	8,85,493	2,13,773
G. Bridges .. .. .	36,992	..	36,992	36,992	36,992
H. Escapes .. .. .	2,44,313	..	2,44,313	2,44,313	2,44,313
K. Buildings .. .. .	53,003	14,441	67,444	67,444	67,444
L. Earth-work .. .. .	8,30,837	15,022	8,45,859	9,24,155	8,30,837
O. Miscellaneous .. .. .	26,347	..	26,347	26,347	26,347
<b>Total Main Canals and Branches ..</b>	<b>18,71,406</b>	<b>2,38,878</b>	<b>21,10,284</b>	<b>22,63,683</b>	<b>14,70,465</b>
<b>(3) DISTRIBUTARIES.</b>					
B. Land .. .. .	667	..	667	667	667
C. Works .. .. .	65,540	..	65,540	65,540	65,540
L. Earth-work .. .. .	32,160	..	32,160	32,160	32,160
<b>Total Distributaries ..</b>	<b>98,367</b>	<b>..</b>	<b>98,367</b>	<b>98,367</b>	<b>98,367</b>
<b>Total I—Works ..</b>	<b>20,40,063</b>	<b>2,38,878</b>	<b>22,78,941</b>	<b>24,32,340</b>	<b>16,39,122</b>
<b>Carried over ..</b>	<b>20,40,063</b>	<b>2,38,878</b>	<b>22,78,941</b>	<b>24,32,340</b>	<b>16,39,122</b>



FULELI CANAL.

CANAL PROJECT.

No. 2.—Capital Account for, and to end of, 1923-24.

Heads of Account.	Direct Charges.			Cost of construction as now estimated (Construction estimate closed on 31st March 1893).	Expenditure against closed estimates.
	Previous.	1923-24.	Total.		
1	2	3	4	5	6
	Rs.	Rs.	Rs.	Rs.	Rs.
Brought forward ..	20,40,063	2,38,878	22,78,941	24,32,340	16,39,122
<b>II.—ESTABLISHMENT.</b>					
1 and 2. Direction and Accounts ..	4,96,025	84,564	5,80,589	5,38,892	3,58,250
3. Executive ..					
Total Establishment ..	4,96,025	84,564	5,80,589	5,38,892	3,58,250
<b>III.—TOOLS AND PLANT</b> ..	14,685	3,102	17,787	26,156	9,722
Grand Total ..	25,50,773	3,26,544	28,77,317	29,97,388	20,07,094
V.—Less—Receipts on Capital Account	504	..	504	504	504
Net Outlay ..	25,50,269	3,26,544	28,76,813	29,96,884	20,06,590
<i>Apportionment:</i>					
Chargeable to 43—Minor Works and Navigation.	21,22,765	..	21,22,765	29,96,884	20,06,590
Chargeable to 55—Construction of Irrigation Works.	4,27,504	3,26,544	7,54,048		
Total ..	25,50,269	3,26,544	28,76,813	29,96,884	20,06,590

## FULELI CANAL.

## CANAL PROJECT.

No. 3.—Revenue Account for, and to end of, 1923-24.

Receipts.	TOTAL.			Charges.	TOTAL.		
	Previous.	1923-24.	Total.		Previous.	1923-24.	Total.
	Rs.	Rs.	Rs.		Rs.	Rs.	Rs.
<b>I.—DIRECT RECEIPTS.</b>				<b>I.—EXTENSIONS AND IMPROVEMENTS.</b>			
1. Water-rates from Irrigation ..	15,53,338	35,282	15,88,620	2. Main Canals and Branches ..	4,30,122	31	4,30,153
3. Sales of water ..	8,721	130	3,851	3. Distributaries ..	28,517	..	28,517
5. Plantations ..	1,92,541	123	2,01,774	Total ..	4,58,639	31	4,58,670
6. Other canal produce ..							
8. Navigation ..	75,821	20	75,841				
9. Rents of buildings ..	7,735	5	7,740	<b>II.—MAINTENANCE AND REPAIRS.</b>			
10. Fines ..	19,207	3,139	22,346	1. Head Works ..	169	..	169
11. Miscellaneous receipts ..	2,02,488	8,441	2,10,929	2. Main Canals and Branches ..	57,52,845	1,14,748	58,67,593
12. <i>Deduct</i> —Re-funds ..	1,209	237	1,446	3. Distributaries ..	1,155	..	1,155
Total ..	20,53,642	56,013	21,09,655	Total ..	57,54,169	1,14,748	58,68,917
<b>II.—INDIRECT RECEIPTS.</b>				<b>III.—COMPENSATION</b> ..	..	..	..
Irrigation share of Land Revenue collected in the Civil Department.	2,16,39,334	6,77,378	2,23,16,712	<b>IV.—ESTABLISHMENT.</b>			
4 per cent. on 9/10ths of the proceeds from sales of occupancy rights per Govt. of India Nos. 53 and 58-A. I., dated respectively 20th June and 1st August 1889, communicated in Government Resolution No. 1209, dated 10th July, and No. 1913, dated 7th November 1889 ..	3,23,376	23,188	3,46,564	1 and 2. Direction and Accounts ..	19,99,763	1,19,284	21,19,047
				3. Executive ..			
Total ..	2,19,62,710	7,00,566	2,26,63,276	Total ..	19,99,763	1,19,284	21,19,047
Total Receipts ..	2,40,16,352	7,56,579	2,47,72,931	<b>V.—TOOLS AND PLANT</b> ..	50,885	2,631	53,516
Carried over ..	2,40,16,352	7,56,579	2,47,72,931	Carried over ..	82,63,456	2,36,694	85,00,150

FULELI CANAL.

CANAL PROJECT.

No. 3.—Revenue Account for, and to end of, 1923-24.

Receipts.	TOTAL.			Charges.	TOTAL.		
	Previous.	1923-24.	Total.		Previous.	1923-24.	Total.
	Rs.	Rs.	Rs.		Rs.	Rs.	Rs.
Brought forward ..	2,40,16,352	7,56,579	2,47,72,931	Brought forward..	82,63,456	2,36,694	85,00,150
<i>Note.</i> —Loss to the canal on account of difference between assessment of water-rates on jaghir lands and assessment at the ordinary rates in force for Government lands noted here per Government of India Letter No. 233-I., dated 14th June 1883, communicated under Government Resolution No. 400, dated 11th August 1883.				Profit and Loss—			
				IV. —REFUNDS OF REVENUE..	3,730	..	3,730
				Suspense Account .	2,792	—3 031	—239
				<i>Deduct</i> —Recoveries on revenue accounts ..	128	168	296
				Total ..	82,69,850	2,33,495	85,03,345
				Share of Collection Charges in the Civil Department.	17,24,287	43,080	17,67,367
				Total Direct Charges ..	99,94,137	2,76,575	1,02,70,712
				Indirect Charges debitable to Revenue Account as per Account No. 5 ..	3,27,533	18,095	3,45,628
				Total Charges ..	1,03,21,670	2,94,670	1,06,16,340
				Balance Net Revenue ..	1,36,94,682	4,61,909	1,41,56,591
To end of 1922-23. Rs. 65,18,944 Loss for 1923-24. 1,63,214 Total .. 66,82,158				GRAND TOTAL..	2,40,16,352	7,56,579	2,47,72,931

N. B.—Construction estimate closed on 31st March 1893, vide G. R. No. 1035, dated 27th June 1894.  
 Completion report approved in G. R. No. 1035, dated 27th June 1894.

## FULELI CANAL.

## CANAL PROJECT.

## No. 4.—Interest Account for, and to end of, 1923-24.

	Amount Rs.		Amount Rs.
Total interest charges to end of 1922-23 .. .. .	31,22,153	Net Revenue realized to end of 1922-23 as per No. 3 ..	1,36,94,682
Interest charges for the year 1923-24 .. .. .	1,08,890	Net Revenue realized during 1923-24 as per No. 3 ..	4,61,909
On Rs. 19,24,515 outlay to end of the year 1916-17 at the average rate 3.3252 per cent... Rs. 63,994		Total Net Revenue realized to end of the year as per No. 3 .. .. .	1,41,56,591
On subsequent outlay Rs. 7,89,026 (from 1917-18 to 1922-23 and half of 1923-24) at the average rate 5.69 per cent. ..Rs. 44,896		Balance net interest charges ..	-1,09,25,548
Total ..	32,31,043	Total ..	32,31,043

## No. 5.—Account of Indirect Charges for, and to end of, 1923-24.

Particulars.	Previous.	1923-24.	Total.	Particulars.	Previous.	1923-24.	Total.
	Rs.	Rs.	Rs.		Rs.	Rs.	Rs.
<b>CAPITAL ACCOUNT.</b>				<b>REVENUE ACCOUNT.</b>			
1. Capitalized abatement of Land Revenue ..	15,230	20	15,250	1. Capitalized abatement of Land Revenue ..	17,499	247	17,746
2. Leave and Pension Allowances ..	78,913	11,839	90,752	2. Leave and Pension Allowances ..	3,07,087	16,700	3,23,787
3. Audit and Account Establishment ..	3,131	2,389	5,520	3. Audit and Accounts Establishment ..	2,947	1,148	4,095
Total ..	97,274	14,248	1,11,522	Total ..	3,27,533	18,095	3,45,628

FULELI CANAL.

CANAL PROJECT.

No. 6.—Statement comparing Capital Cost to end of 1923-24 with sanctioned estimates.

Particulars.	Charges against closed sanctions.			Current Sanctions.			Total charges to date against old and current sanctions.
	Expenditure against sanction estimate.	Expenditure against open capital sanctions.	Total.	Charges to date.	Amount of sanctioned estimate.	Unspent balance of estimate.	
1	2	3	4	5	6	7	8
	Rs.	Rs.	Rs.	Rs.	Rs.	Rs.	Rs.
<b>DIRECT CHARGES.</b>							
Works .. .. .	9,84,801	6,54,321	16,39,122	6,39,819	7,93,218	1,53,399	22,78,941
Establishment .. .. .	2,00,468	1,57,782	3,58,250	2,22,339	1,80,642	—41,697	5,80,589
Tools and Plant .. .. .	1,325	8,397	9,722	8,065	16,434	8,369	17,787
<b>Total .. .. .</b>	<b>11,86,594</b>	<b>8,20,500</b>	<b>20,07,094</b>	<b>8,70,223</b>	<b>9,90,294</b>	<b>1,20,071</b>	<b>28,77,317</b>
Less—Receipts on Capital Account .. .. .	21	483	504	..	..	..	504
<b>Net Total .. .. .</b>	<b>11,86,573</b>	<b>8,20,017</b>	<b>20,06,590</b>	<b>8,70,223</b>	<b>9,90,294</b>	<b>1,20,071</b>	<b>28,76,813</b>
<b>INDIRECT CHARGES.</b>							
Capitalized abatement of Land Revenue .. .. .	6,800	7,612	14,412	838	11,664	10,826	15,250
Leave and Pension Allowances .. .. .	37,536	22,088	59,624	31,128	25,288	—5,840	90,752
Audit and Accounts .. .. .	..	234	234	5,286	7,932	2,646	5,520
<b>Total .. .. .</b>	<b>44,336</b>	<b>29,934</b>	<b>74,270</b>	<b>37,252</b>	<b>44,884</b>	<b>7,632</b>	<b>1,11,522</b>
<b>GRAND TOTAL .. .. .</b>	<b>12,30,909</b>	<b>8,49,951</b>	<b>20,80,860</b>	<b>9,07,475</b>	<b>10,35,178</b>	<b>1,27,703</b>	<b>29,88,335</b>

Original Estimate sanctioned in G. R. (P. W. D.) No. 16868, dated 7th November 1921	..	} 8,58,315
Revised Do. do. No. 5278, dated 20th February 1924	..	
G. R. (P. W. D.) No. 1971, dated 6th March 1923	..	51,842
Do. No. 5289, dated 4th April 1924	..	1,25,021
		<b>10,35,178</b>

## HASANALIWAH.

## CANAL PROJECT.

No. 2.—Capital Account for , and to end of, 1923-24.

Heads of Account.  1	Direct Charges.			Cost of Construction as now estimated. (Construction estimate closed on 31st Mar. 1907). 5	Expenditure against closed estimate. 6
	Previous. 2	1923-24. 3	Total. 4		
<b>I.—WORKS.</b>					
<b>(2) MAIN CANALS AND BRANCHES.</b>					
B. Land .. ..	Rs. 17,548	Rs. ..	Rs. 17,548	Rs. 17,548	Rs. 17,548
D. Regulators .. ..	30,773	1,221	31,994	31,994	31,994
G. Bridges .. ..	19,448	..	19,448	19,448	19,448
K. Buildings .. ..	6,789	..	6,789	6,789	6,789
L. Earth-work .. ..	1,25,170	..	1,25,170	1,25,170	1,25,170
<b>Total Main Canals and Branches ..</b>	<b>1,99,728</b>	<b>1,221</b>	<b>2,00,949</b>	<b>2,00,949</b>	<b>2,00,949</b>
<b>(3) DISTRIBUTARIES.</b>					
B. Land .. ..	3,495	..	3,495	3,495	3,495
C. Works .. ..	19,174	..	19,174	19,174	19,174
L. Earth-work .. ..	12,945	..	12,945	12,945	12,945
<b>Total Distributaries ..</b>	<b>35,614</b>	<b>..</b>	<b>35,614</b>	<b>35,614</b>	<b>35,614</b>
<b>Total I—Works ..</b>	<b>2,35,342</b>	<b>1,221</b>	<b>2,36,563</b>	<b>2,36,563</b>	<b>2,36,563</b>
<b>II.—ESTABLISHMENT.</b>					
1 and 2. Direction and Accounts ..	10,713	} 432	49,718	49,718	49,718
3. Executive .. ..	38,573				
<b>Total Establishment ..</b>	<b>49,286</b>	<b>432</b>	<b>49,718</b>	<b>49,718</b>	<b>49,718</b>
<b>III.—TOOLS AND PLANT.</b>					
<b>Grand Total ..</b>	<b>2,89,929</b>	<b>1,669</b>	<b>2,91,598</b>	<b>2,91,598</b>	<b>2,91,598</b>
<b>V.—Less—Receipts on Capital Account ..</b>					
<b>Net Outlay ..</b>	<b>2,89,929</b>	<b>1,669</b>	<b>2,91,598</b>	<b>2,91,598</b>	<b>2,91,598</b>

HASANALIWAH CANAL.

CANAL PROJECT.

No. 2.—Capital Account for, and to end of, 1923-24.

Heads of Accounts.  1	Direct Charges.			Cost of Construction as now estimated. (Construction estimate closed on 31st Mar. 1907).  5	Expenditure against closed estimates.  6
	Previous.  2	1923-24.  3	Total.  4		
<i>Apportionment.</i>	Rs.	Rs.	Rs.	Rs.	Rs.
Chargeable to 43—Minor Works and Navigation ..	2,89,929	..	2,89,929	2,89,929	2,89,929
Chargeable to 55—Construction of Irrigation Works—Provincial ..	..	1,669	1,669	1,669	1,669
Total ..	2,89,929	1,669	2,91,598	2,91,598	2,91,598

## HASANALIWAH CANAL.

## CANAL PROJECT.

No. 3.—Revenue Account for, and to end of, 1923-24.

Receipts.	TOTAL.			Charges.	TOTAL.		
	Previous.	1923-24.	Total.		Previous.	1923-24.	Total.
	Rs.	Rs.	Rs.		Rs.	Rs.	Rs.
<b>I.—DIRECT RECEIPTS.</b>				<b>I.—EXTENSIONS AND IMPROVEMENTS.</b>			
1. Water - rates from Irrigation ..	2,483	-139	2,344	2. Main Canals and Branches ..	25,338	-817	24,521
5. Plantations ..	3	..	3				
6. Other canal produce ..	3,576	352	3,928				
9. Rents of buildings ..	1	..	1	<b>Total ..</b>	<b>25,338</b>	<b>-817</b>	<b>24,521</b>
10. Fines ..	877	..	877				
11. Miscellaneous receipts ..	4,368	410	4,778	<b>II.—MAINTENANCE AND REPAIRS.</b>			
<b>Total ..</b>	<b>11,308</b>	<b>623</b>	<b>11,931</b>	2. Main Canals and Branches ..	2,40,671	17,251	2,57,922
<b>II.—INDIRECT RECEIPTS.</b>				<b>Total ..</b>	<b>2,40,671</b>	<b>17,251</b>	<b>2,57,922</b>
Irrigation share of Land Revenue collected in the Civil Department.	7,23,538	41,920	7,65,458	<b>III.—COMPENSATION ..</b>	..	..	..
4 per cent. on 9/10ths of the proceeds from sales of occupancy rights per Govt. of India Nos. 53 and 58-A-I., dated respectively 20th June and 1st August 1889, communicated in Government Resolution No. 1209, dated 10th July, and No. 1913, dated 7th November 1889 ..	8,931	844	9,775	<b>IV.—ESTABLISHMENT.</b>			
<b>Total ..</b>	<b>7,32,469</b>	<b>42,764</b>	<b>7,75,233</b>	1 and 2. Direction and Accounts ..	1,05,359	12,776	1,18,135
				3. Executive ..			
<b>Total Receipts ..</b>	<b>7,43,777</b>	<b>43,387</b>	<b>7,87,164</b>	<b>Total ..</b>	<b>1,05,359</b>	<b>12,776</b>	<b>1,18,135</b>
				<b>V.—TOOLS AND PLANTS ..</b>	2,974	242	3,216
Carried over ..	7,43,777	43,387	7,87,164	Carried over ..	3,74,342	29,452	4,03,794



HASANALIWAH CANAL.

CANAL PROJECT.

No. 3.—Revenue Account for, and to end of, 1923-24.

Receipts.	TOTAL.			Charges.	TOTAL.		
	Previous.	1923-24.	Total.		Previous.	1923-24.	Total.
	Rs.	Rs.	Rs.		Rs.	Rs.	Rs.
Brought forward ..	7,43,777	43,387	7,87,164	Brought forward..	3,74,34	29,452	4,03,794
<p><i>Note.</i>—Loss to the canal on account of difference between assessment of water-rates on jaghir lands and assessment at the ordinary rates in force for Government lands noted here per Government Letter No. 233-I., dated 14th June 1883, communicated under Government Resolution No. 400, dated 11th August 1883.</p>				VI.—RE FUNDS OF REVENUE..	....	..	....
				Suspense Account .	....	..	....
				Total ..	3,74,342	29,452	4,03,794
				Share of Collection Charges in the Civil Department.	43,578	2,507	46,085
				Total Charges ..	4,17,920	31,959	4,49,879
				Indirect Charges debitable to Revenue Account as per Account No. 5 ..	15,138	1,953	17,091
				Total Charges ..	4,33,058	33,912	4,66,970
				Balance Revenue Net ..	3,10,719	9,475	3,20,194
				GRAND TOTAL.	7,43,777	43,387	7,87,164
	<p>To end of 1922-23 .. Rs. 34,433</p> <p>Loss for 1923-24 .. 1,712</p> <p>Total Rs. 36,145</p>						

N.B.—Construction Estimate closed on 31st March 1907, vide G. R. No. 1802, dated 15th July 1907. Completion Report approved in G. R. No. 1802, dated 15th July 1907.

## HASANALIWAH CANAL.

## CANAL PROJECT.

## No. 4.—Interest Account for, and to end of, 1923-24.

	Amount Rs.		Amount Rs.
Total interest charges to end of 1922-23 .. .. .	1,91,498	Net Revenue realized to end of 1922-23 as per No. 3 .. .. .	3,10,719
Interest charges for the year 1923-24 .. .. .	9,688	Net Revenue realized during 1923-24 as per No. 3 .. .. .	9,475
On Rs. 2,89,929 outlay to end of the year 1916-17 at the average rate 3.3252 per cent. Rs. 9,641		Total Net Revenue realized to end of the year as per No. 3 ..	3,20,194
On subsequent outlay Rs. 835 (from 1917-18 to 1922-23 and half of 1923-24) at the average rate 5.69 per cent. .. .. .	47	Balance net interest charges ..	-1,19,008
Total ..	2,01,186	Total ..	2,01,186

## No. 5.—Account of Indirect Charges for, and to end of, 1923-24.

Particulars.	Previous.	1923-24.	Total.	Particulars.	Previous.	1923-24.	Total.
	Rs.	Rs.	Rs.		Rs.	Rs.	Rs.
<b>CAPITAL ACCOUNT.</b>				<b>REVENUE ACCOUNT.</b>			
1. Capitalized abatement of Land Revenue ..	7,976	..	7,976	1. Capitalized abatement of Land Revenue ..	..	..	..
2. Leave and Pension Allowances ..	6,900	60	6,960	2. Leave and Pension Allowances ..	14,750	1,789	16,539
3. Audit and Accounts Establishment ..	..	12	12	3. Audit and Accounts Establishment ..	388	164	552
Total ..	14,876	72	14,948	Total ..	15,138	1,953	17,091

HASANALIWAH CANAL.

CANAL PROJECT.

No. 6.—Statement Comparing Capital Cost to end of 1923-24 with sanctioned Estimates.

Particulars.	Charges against closed sanctions.			Current sanctions.			Total charges to date against old and current sanctions.
	Expenditure against construction estimate.	Expenditure against open capital sanctions.	Total.	Charges to date.	Amount of sanctioned estimate.	Unspent balance of estimate.	
1	2	3	4	5	6	7	8
	Rs.	Rs.	Rs.	Rs.	Rs.	Rs.	Rs.
<b>DIRECT CHARGES.</b>							
Works .. ..	2,12,461	24,102	2,36,563	..	..	..	2,36,563
Establishment ..	46,413	3,305	49,718	..	..	..	49,718
Tools and Plant ..	5,114	203	5,317	..	..	..	5,317
Suspense Account ..	..	..	..	..	..	..	..
<b>Total ..</b>	<b>2,63,988</b>	<b>27,610</b>	<b>2,91,598</b>	<b>..</b>	<b>..</b>	<b>..</b>	<b>2,91,598</b>
Less—Receipts on Capital Account ..	..	..	..	..	..	..	..
<b>Net Total ..</b>	<b>2,63,988</b>	<b>27,610</b>	<b>2,91,598</b>	<b>..</b>	<b>..</b>	<b>..</b>	<b>2,91,598</b>
<b>DIRECT CHARGES.</b>							
Capitalized abatement of Land Revenue ..	6,545	1,431	7,976	..	..	..	7,976
Leave and Pension Allowances ..	6,498	462	6,960	..	..	..	6,960
Audit and Accounts ..	..	12	12	..	..	..	12
<b>Total ..</b>	<b>13,043</b>	<b>1,905</b>	<b>14,948</b>	<b>..</b>	<b>..</b>	<b>..</b>	<b>14,948</b>
<b>GRAND TOTAL ..</b>	<b>2,77,031</b>	<b>29,515</b>	<b>3,06,546</b>	<b>..</b>	<b>..</b>	<b>..</b>	<b>3,06,546</b>

Estimate sanctioned in G. R. (P.W.D.) No. 4267, dated 10th August 1923 for Rs. 1,549 (both direct and indirect) closed during 1923-24 and the expenditure against it has been shown under open capital sanctions.

## NAULAKHI CANAL.

## CANAL PROJECT.

No. 2.—Capital Account for, and to end of, 1923-24.

Heads of Accounts.	Direct Charges.			Cost of Construction as now estimated. (Construction estimate closed during 1921-22).	Expenditure against closed estimates.
	Previous.	1923-24.	Total.		
1	2	3	4	5	6
	Rs.	Rs.	Rs.	Rs.	Rs.
Total I—Works ..	(a) 1,01,979	—5	1,01,974	1,01,979	1,01,979
II.—ESTABLISHMENT.					
1 and 2. Direction and Accounts ..	} 28,821	—2	28,819	28,821	28,821
3. Executive ..					
Total Establishment ..	28,821	—2	28,819	28,821	28,821
III.—TOOLS AND PLANT ..	840	..	840	840	840
Grand Total ..	1,31,640	—7	1,31,633	1,31,640	1,31,640
V.—Less—Receipts on Capital Account ..	..	..	..	..	..
Net Outlay ..	1,31,640	—7	1,31,633	1,31,640	1,31,640
<i>Apportionment.</i>					
Chargeable to 15—Other Revenue Expenditure ..	1,31,640	..	1,31,640	1,31,640	1,31,640
Chargeable to 55—Construction of Irrigation Works—Provincial ..	..	—7	—7	..	..
Total ..	1,31,640	—7	1,31,633	1,31,640	1,31,640

(a) Previous capital outlay brought forward as the canal has been re-classified under the head 55—Construction of Irrigation Works—Productive—*vide* G. R. (P. W. D.) No. 1606, dated 30th November 1923.

NAULAKHI CANAL.

CANAL PROJECT.

No. 3.—Revenue Account for, and to end of, 1923-24.

Receipts.	TOTAL.			Receipts.	TOTAL.		
	Previous.	1923-24.	Total.		Previous.	1923-24.	Total.
	Rs.	Rs.	Rs.		Rs.	Rs.	Rs.
<b>I.—DIRECT RECEIPTS.</b>				<b>I.—EXTENSIONS AND IMPROVEMENTS.</b>			
1. Water-rates from Irrigation ..	435	523	958	2. Main Canals and Branches ..	276	44	320
6. Other canal produce ..	197	125	322				
8. Navigation ..	45	..	45				
10. Fines ..	20	10	30				
11. Miscellaneous receipts ..	180	180	360				
				Total ..	276	44	320
Total ..	877	838	1,715				
<b>II.—INDIRECT RECEIPTS.</b>				<b>II.—MAINTENANCE AND REPAIRS.</b>			
Irrigation share of Land Revenue collected in the Civil Department.	1,47,639	1,41,496	2,89,135	2. Main Canal and Branches ..	25,955	21,966	47,921
4 per cent. on 9/10ths of the proceeds from sales of occupancy rights per Govt. of India Nos. 53 and 58-A. I., dated respectively 20th June and 1st August 1889, communicated in Government Resolution No. 1209, dated 10th July, and No. 1913, dated 7th November 1889 ..	718	752	1,470				
				Total ..	25,955	21,966	47,921
Total ..	1,48,357	1,42,248	2,90,605				
				<b>III.—COMPENSATION.</b>			
				<b>IV.—ESTABLISHMENT.</b>			
				1 and 2. Direction and Accounts. } 18,416	15,583	33,959	
				3. Executive .. }			
Total ..	1,48,357	1,42,248	2,90,605	Total ..	18,416	15,583	33,999
Total Receipts ..	1,49,234	1,43,086	2,92,320	<b>V.—TOOLS AND PLANT..</b>	415	286	701
Carried over ..	1,49,234	1,43,086	2,92,320	Carried over ..	45,062	37,879	82,941

## NAULAKHI CANAL.

## CANAL PROJECT.

No. 3.—Revenue Account for, and to end of, 1923-24.

Receipts.	TOTAL.			Charges.	TOTAL.		
	Previous.	1923-24.	Total.		Previous.	1923-24.	Total.
Brought forward ..	Rs. 1,49,234	Rs. 1,43,086	Rs. 2,92,320	Brought forward..	Rs. 45,062	Rs. 37,879	Rs. 82,941
<i>Note.</i> —Loss to the canal on account of difference between assessment of water-rates on jaghir land and assessment at the ordinary rates in force for Government lands noted here per Government of India Letter No. 233-I, dated 14th June 1883, communicated under Government Resolution No. 400, dated 11th August 1883.				Profit and Loss—			
				VI.—RE FUNDS OF REVENUE..	..	..	..
				Total ..	45,062	37,879	82,941
				Share of Collection Charges in the Civil Department.	8,884	8,522	17,406
				Total Direct Charges ..	53,946	46,401	1,00,347
				Indirect Charges debitable to Revenue Account as per Account No. 5 ..	2,840	2,409	5,249
				Total Charges ..	56,786	48,810	1,05,596
				Balance Revenue Net ..	92,448	94,276	1,86,724
				GRAND TOTAL ..	1,49,234	1,43,086	2,92,320
	To end of 1922-23.. Rs. 4,657. Loss for 1923-24.. 4,975 Total .. 9,632						

N.B.—Construction Estimate closed during 1921-22, G. R. No. 1606, dated 30th November 1923.

NAULAKHI CANAL.

CANAL PROJECT.

No. 4.—Interest Account for, and to end of 1923-24.

	Amount Rs.		Amount Rs.
Total interest charges to end of 1922-23 .. ..	..	Net Revenue realized to end of 1922-23 as per No. 3 .. ..	92,448
Interest charges for the year 1923-24 .. ..	5,138	Net Revenue realized during 1923-24 as per No. 3 .. ..	94,276
On outlay Rs. 99,479 to end of the year 1916-17 at the average rate 3.3252 per cent. ..Rs. 3,308		Total Net Revenue realized to end of the year as per No. 3 .. ..	1,86,724
On subsequent outlay Rs. 32,158 at the average rate 5.69 per cent. .. 1,830		Balance net interest charges ..	-1,81,586
Total ..	5,138	Total ..	5,138

No. 5.—Account of Indirect Charges for, and to end of, 1923-24.

Particulars.	Previous.	1923-24.	Total.	Particulars.	Previous.	1923-24.	Total.
	Rs.	Rs.	Rs.		Rs.	Rs.	Rs.
<b>CAPITAL ACCOUNT.</b>				<b>REVENUE ACCOUNT.</b>			
1. Capitalized abatement of Land Revenue ..	..	..	..	1. Capitalized abatement of Land Revenue ..	..	7	7
2. Leave and Pension Allowances ..	(a) 4,038	..	4,038	2. Leave and Pension Allowances ..	2,578	2,182	4,760
3. Audit and Accounts Establishment ..	..	..	..	3. Audit and Accounts Establishment ..	262	220	482
Total ..	4,038	..	4,038	Total ..	2,840	2,409	5,249

(a) Please see note (a) under 2, Capital Account.

## NAULAKHI CANAL.

## CANAL PROJECT.

No. 6.—Statement comparing Capital Cost to end of 1923-24 with sanctioned Estimates.

Particulars.	Charges against closed sanctions.			Current sanctions.			Total charges to date against old and current sanctions.
	Expenditure against construction estimate.	Expenditure against open capital sanctions.	Total.	Charges to date.	Amount of sanctioned estimate.	Unspent balance of estimate.	
1	2	3	4	5	6	7	8
	Rs.	Rs.	Rs.	Rs.	Rs.	Rs.	Rs.
<b>DIRECT CHARGES.</b>							
Works ..	1,01,979	..	1,01,979	—5	..	5	1,01,974
Establishment ..	28,821	..	28,821	—2	..	2	28,819
Tools and Plant ..	840	..	840	..	..	..	840
<b>Total ..</b>	<b>1,31,640</b>	<b>..</b>	<b>1,31,640</b>	<b>—7</b>	<b>..</b>	<b>7</b>	<b>1,31,633</b>
<i>Less—Receipts on Capital Account ..</i>	..	..	..	..	..	..	..
<b>Net Total ..</b>	<b>1,31,640</b>	<b>..</b>	<b>1,31,640</b>	<b>—7</b>	<b>..</b>	<b>7</b>	<b>1,31,633</b>
<b>INDIRECT CHARGES.</b>							
Capitalized abatement of Land Revenue ..	..	..	..	..	..	..	..
Leave and Pension Allowances ..	4,038	..	4,038	..	..	..	4,038
Audit and Accounts..	..	..	..	..	..	..	..
<b>Total ..</b>	<b>4,038</b>	<b>..</b>	<b>4,038</b>	<b>..</b>	<b>..</b>	<b>..</b>	<b>4,038</b>
<b>GRAND TOTAL ..</b>	<b>1,35,678</b>	<b>..</b>	<b>1,35,678</b>	<b>—7</b>	<b>..</b>	<b>7</b>	<b>1,35,671</b>



## KALRI CANAL

## CANAL PROJECT.

No. 2.—Capital Account for, and to end of, 1923-24.

Heads of Account. 1	Direct Charges.			Cost of Construction as now estimated (Construction estimate closed during 1921-22). 5	Expenditure against closed estimates. 6
	Previous. 2	1923-24. 3	Total. 4		
I.—WORKS. (2) MAIN CANALS AND BRANCHES.	Rs.	Rs.	Rs.	Rs.	Rs.
K. Buildings .. ..	747	3,406	4,153	4,487	1,293
Total Main Canals and Branches ..	747	3,406	4,153	4,487	1,293
Unclassifiable outlay .. ..	60,623	..	60,623	60,623	60,623
Total I—Works ..	61,370	3,406	64,776	65,110	61,916
II. ESTABLISHMENT.					
1 and 2. Direction Accounts .. ..	9,738	770	10,508	10,548	9,861
3. Executive .. ..					
Total Establishment ..	9,738	770	10,508	10,548	9,861
III. TOOLS AND PLANT ..	110	4	114	159	111
Grand Total ..	(a)71,218	4,180	75,398	75,817	71,888
V—Less—Receipts on Capital Account ..	..	..	..	..	..
Net Outlay ..	71,218	4,180	75,398	75,817	71,888
<i>Apportionment.</i>					
Chargeable to 55—Construction of Irrigation Works .. ..	898	4,180	5,078	75,817	71,888
Chargeable to 15—Other revenue expenditure .. ..	70,320	..	70,320		
Total ..	71,218	4,180	75,398	75,817	71,888

(a) Includes Rs. 70,320 on account of previous capital outlay incurred under the head 15—Other revenue expenditure, etc., brought forward in this account during the year 1922-23 according to orders in G. R. (P.W.D.) No. 1606, dated 19th July 1923.

## KALRI CANAL.

## CANAL PROJECT.

No. 3.—Revenue Account for, and to end of, 1923-24.

Receipts.	TOTAL.			Charges.	TOTAL.		
	Previous.	1923-24.	Total.		Previous.	1923-24.	Total.
	Rs.	Rs.	Rs.		Rs.	Rs.	Rs.
<b>I. DIRECT RECEIPTS.</b>				<b>I. EXTENSIONS AND IMPROVEMENTS.</b>			
1. Water-rates from Irrigation ..	210	161	371	2. Main Canals and Branches ..	305	..	305
6. Other canal produce ..	365	941	1,306				
9. Rents of buildings ..	..	1	1				
11. Miscellaneous receipts ..	100	50	150				
				Total ..	305	..	305
Total ..	675	1,153	1,828				
<b>II. INDIRECT RECEIPTS.</b>				<b>II. MAINTENANCE AND REPAIRS.</b>			
Irrigation share of Land Revenue collected in the Civil Department.	43,697	45,778	89,475	2. Main Canals and Branches ..	37,553	35,994	73,547
4 per cent. on 9/10ths of the proceeds from sales of occupancy rights per Govt. of India, Nos. 53 and 58-A. 1., dated respectively 20th June and 1st August 1889, communicated in Government Resolution No. 1209, dated 10th July and No. 1913 dated 7th November 1889 ..	63 <sup>3</sup>	645	1,278				
				Total ..	37,553	35,994	73,547
Total ..	44,330	46,423	90,753				
				<b>III. COMPENSATION.</b> ..	..	..	..
				<b>IV. ESTABLISHMENT.</b>			
				1 and 2 Direction and Accounts ..	6,883	8,133	15,016
				3. Executive ..			
Total ..	44,330	46,423	90,753	Total ..	6,883	8,133	15,016
<b>Total Receipts ..</b>	45,005	47,576	92,581	<b>V. TOOLS AND PLANT ..</b>	804	45	849
Carried over ..	45,005	47,576	92,581	Carried over ..	45,545	44,172	89,717

ADMINISTRATIVE ACCOUNTS FOR THE YEAR 1923-24.

87

KALRI CANAL.

CANAL PROJECT.

No. 3.—Revenue Account for, and to end of, 1923-24.

Receipts.	TOTAL.			Charges.	TOTAL.		
	Previous.	1923-24.	Total.		Previous.	1923-24.	Total.
	Rs.	Rs.	Rs.		Rs.	Rs.	Rs.
Brought forward ..	45,005	47,576	92,581	Brought forward..	45,545	44,172	89,717
<p><i>Note.</i>—Loss to the canal on account of difference between assessment of water-rates on jaghir lands and assessment at the ordinary rates in force for Government lands noted here per Government of India Letter No. 233-1, dated 14th June 1883, communicated under Government Resolution No. 400, dated 11th August 1883.</p>				VI. REFUNDS OF REVENUE.	..	..	..
				Less—Receipts on Rev. Account ..	23	..	23
				Total ..	45,522	44,172	89,694
				Share of Collection Charges in the Civil Department,	2,634	2,756	5,390
				Total Direct Charges ..	48,156	46,928	95,084
				Indirect Charges debitable to Revenue Account as per Account No. 5 ..	1,343	1,841	3,184
				Total Charges ..	49,499	48,769	98,268
				Balance Net Revenue ..	-4,494	-1,193	-5,687
				GRAND TOTAL	45,005	47,576	92,581
	To end of 1922-23..	Rs. 2,549					
Loss for 1923-24..	1,547						
Total ..	4,096						
GRAND TOTAL .	45,005	47,576	92,581	GRAND TOTAL	45,005	47,576	92,581

Construction Estimate closed during 1921-22, G. R. (P. W. D.), No. 1606, dated 19th July 1923.

## KALRI CANAL.

## CANAL PROJECT.

No. 4.—Interest Account for, and to end of, 1923-24.

	Amount. Rs.		Amount. Rs.
Total interest charges to end of 1922-23 .. .. .	2,488	Net Revenue realized to end of 1922-23 as per No. 3 .. .. .	—4,494
Interest charges for the year 1923-24 .. .. .	2,646	Net Revenue realized during 1923-24 as per No. 3 .. .. .	—1,193
On Rs. 64,524 outlay to end of the year 1916-17 at the average rate 3.3252 per cent ..Rs. 2,146		Total Net Revenue realized to end of the year as per No. 3 .. .. .	—5,687
On Rs. 8,784 (from the year 1917-18 to 1922-23 and half of 1923-24) at the average rate 5.69 per cent. ..Rs. 500	500	Balance net interest charges ..	10,821
Total ..	5,134	Total ..	5,134

No. 5.—Account of Indirect Charges for, and to end of, year 1923-24.

Particulars.	Previous.		Total.	Particulars.	1923-24.		Total.
	Rs.	Rs.			Rs.	Rs.	
<b>CAPITAL ACCOUNT.</b>				<b>REVENUE ACCOUNT.</b>			
1. Capitalized abatement of Land Revenue ..	..	..	..	1. Capitalized abatement of Land Revenue ..	..	342	342
2. Leave and Pension Allowances ..	1,363	108	1,471	2. Leave and Pension Allowances ..	964	1,139	2,103
3. Audit and Accounts Establishment ..	7	34	41	3. Audit and Accounts Establishment ..	379	360	739
Total ..	1,370	142	1,512	Total ..	1,343	1,841	3,184

KALRI CANAL

CANAL PROJECT.

No. 6.—Statement comparing Capital Cost to end of 1923-24 with sanctioned estimates.

Particular.	Charges against closed sanctions.			Current sanctions.			Total charges to date against old and current sanctions.
	Expenditure against construction estimate.	Expenditure against open Capital sanctions.	Total.	Charges to date.	Amount of sanctioned Estimate.	Unspent balance of Estimate.	
1	2	3	4	5	6	7	8
	Rs.	Rs.	Rs.	Rs.	Rs.	Rs.	Rs.
<b>DIRECT CHARGES.</b>							
Works .. ..	60,623	1,293	61,916	2,860	3,194	334	64,776
Establishment ..	9,602	259	9,861	647	687	40	10,508
Tools and Plant ..	95	16	111	3	- 48	45	114
<b>Total ..</b>	<b>70,320</b>	<b>1,568</b>	<b>71,888</b>	<b>3,510</b>	<b>3,929</b>	<b>419</b>	<b>75,398</b>
Less—Receipts on Capital Account ..	..	..	..	..	..	..	..
<b>Net Total ..</b>	<b>70,320</b>	<b>1,568</b>	<b>71,888</b>	<b>3,510</b>	<b>3,929</b>	<b>419</b>	<b>75,398</b>
<b>INDIRECT CHARGES.</b>							
Capitalized abatement of Land Revenue ..	..	..	..	..	..	..	..
Leave and Pension Allowances ..	1,344	36	1,380	91	96	5	1,471
Audit and Accounts Establishment ..	..	13	13	28	32	4	41
<b>Total ..</b>	<b>1,344</b>	<b>49</b>	<b>1,393</b>	<b>119</b>	<b>128</b>	<b>9</b>	<b>1,512</b>
<b>GRAND TOTAL..</b>	<b>71,664</b>	<b>1,617</b>	<b>73,281</b>	<b>3,629</b>	<b>4,057</b>	<b>428</b>	<b>76,910</b>

## PINYARI CANAL.

## CANAL PROJECT.

No. 2.—Capital Account for, and to end of, 1923-24.

Heads of Account.	Direct Charges.			Cost of Construction as now estimated. (Construction estimate closed during 1921-22).	Expenditure against closed estimates.
	Previous.	1923-24.	Total.		
1	2	3	4	5	6
<b>I.—WORKS.</b>	Rs.	Rs.	Rs.	Rs.	Rs.
(2) MAIN CANALS AND BRANCHES					
D. Regulators .. ..	500	1,554	2,054	2,054	2,054
G. Bridges .. ..	..	1,199	1,199	2,228	..
K. Buildings .. ..	10,601	19,413	30,014	34,901	20,380
L. Earth-work .. ..	..	2,06,015	2,06,015	4,09,573	..
<b>Total, Main Canals and Branches ..</b>	<b>11,101</b>	<b>2,28,181</b>	<b>2,39,282</b>	<b>4,48,756</b>	<b>22,434</b>
Unclassifiable outlay .. ..	4,78,414	..	4,78,414	4,78,414	4,78,414
<b>Total I.—Works .. ..</b>	<b>4,89,515</b>	<b>2,28,181</b>	<b>7,17,696</b>	<b>9,27,170</b>	<b>5,00,848</b>
<b>II.—ESTABLISHMENT.</b>					
1 and 2. Direction and Accounts ..	1,11,916	51,560	1,63,476	2,06,133	1,14,477
3. Executive .. ..					
<b>Total II.—Establishment .. ..</b>	<b>1,11,916</b>	<b>51,560</b>	<b>1,63,476</b>	<b>2,06,133</b>	<b>1,14,477</b>
<b>III. TOOLS AND PLANT.</b>	<b>2,052</b>	<b>286</b>	<b>2,338</b>	<b>8,460</b>	<b>2,066</b>
<b>Grand Total .. ..</b>	<b>6,03,483</b>	<b>2,80,027</b>	<b>8,83,510</b>	<b>11,41,763</b>	<b>6,17,391</b>
<b>V.—Less Receipts on Capital Account</b>	..	..	..	..	..
<b>Net Outlay .. ..</b>	<b>6,03,483</b>	<b>2,80,027</b>	<b>8,83,510</b>	<b>11,41,763</b>	<b>6,17,391</b>
<i>Apportionment.</i>					
Chargeable to—					
55—Construction of Irrigation Work	13,348	2,80,027	2,93,375	11,41,763	6,17,391
15—Other Revenue expenditure ..	5,90,135	..	5,90,135		
<b>Total .. ..</b>	<b>6,03,483</b>	<b>2,80,027</b>	<b>8,83,510</b>	<b>11,41,763</b>	<b>6,17,391</b>

PINYARI CANAL.

CANAL PROJECT.

No. 3.—Revenue Account for, and to end of, 1923-24.

Receipts.	TOTAL.			Charges.	TOTAL.		
	Previous.	1923-24.	Total.		Previous.	1923-24.	Total.
	Rs.	Rs.	Rs.		Rs.	Rs.	Rs.
<b>I. DIRECT RECEIPTS.</b>				<b>I. EXTENSIONS AND IMPROVEMENTS.</b>			
1. Water rates from Irrigation ..	250	710		2. Main Canals and Branches ..	16,178	18,006	34,184
5. Plantations ..	342	337	679				
6. Other canal produce ..	200	410	610				
8. Navigation ..	9	33	42				
9. Rents of buildings ..	..	18	18				
10. Fines ..	190	..	190				
11. Miscellaneous receipts ..	3,765	3,939	7,754	Total ..	16,178	18,006	34,184
Total ..	4,756	5,497	10,253				
<b>II. INDIRECT RECEIPTS.</b>				<b>II. MAINTENANCE AND REPAIRS.</b>			
Irrigation share of Land Revenue collected in the Civil Department.	2,64,057	2,54,978	5,19,035	2. Main Canals and Branches ..	1,02,869	1,16,658	2,19,527
4 per cent. on 9/10ths of the proceeds from sales of occupancy rights per Govt. of India Nos. 53 and 58-A.-1., dated respectively 20th June and 1st August 1889, communicated in Government Resolution No. 1209, dated 10th July, and No. 1913, dated 7th November 1889 ..	5,015	5,270	10,285	Total ..	1,02,869	1,16,658	2,19,527
Total ..	2,69,072	2,60,248	5,29,320				
				<b>III. COMPENSATION.</b>	..	..	..
				<b>IV. ESTABLISHMENT.</b>			
				1 and 2. Direction and Accounts ..	21,643	30,429	52,072
				3. Executive ..			
Total ..	2,69,072	2,60,248	5,29,320	Total ..	21,643	30,429	52,072
Total Receipts ..	2,73,828	2,65,745	5,39,573	<b>V. TOOLS AND PLANT</b>	2,510	396	2,906
Carried over ..	2,73,828	2,65,745	5,39,573	Carried over ..	1,43,200	1,65,489	3,08,689

## PINYARI CANAL.

## CANAL PROJECT.

No. 3.—Revenue Account for, and to end of, 1923-24—contd.

Previous.	TOTAL.			Charges.	TOTAL.		
	Previous.	1923-24.	Total.		Previous.	1923-24.	Total.
	Rs.	Rs.	Rs.		Rs.	Rs.	Rs.
Brought forward ..	2,73,828	2,65,745	5,39,573	Brought forward ..	1,43,200	1,65,489	3,08,689
<i>Note</i> —Loss to the canal on account of difference between assessment of water-rates on jaghir lands and assessment at the ordinary rates in force for Government lands noted here per Government of India Letter No. 233-I, dated 14th June 1883, communicated under Government Resolution No. 400, dated 11th August 1883.				Suspense ..	..	100	100
				Less—Receipts on Revenue Accounts.	52	227	279
				Total ..	1,43,148	1,65,362	3,08,510
				Share of Collection Charges in the Civil Department.	15,870	15,341	31,211
				Total ..	1,59,018	1,80,703	3,39,721
				Indirect Charges debitable to Revenue Account as per Account No. 5 ..	4,220	5,791	10,011
				Total Charges ..	1,63,238	1,86,494	3,49,732
				Balance Net Revenue ..	1,10,590	79,251	1,89,841
				GRAND TOTAL..	2,73,828	2,65,745	5,39,573
	To end of 1922-23 Rs. 8,016 Loss for 1923-24 Rs 8,348 Total..Rs. 16,364						

N.B.—Construction Estimate closed during 1921-22, G. R. No. 1606, dated 19th July 1923.



PINYARI CANALS.

CANAL PROJECT.

No. 4.—Interest Account for, and to end of, 1923-24.

	Amount Rs.		Amount Rs.
Total interest charges to end of 1922-1923 .. ..	21,957	Net Revenue realized to end of 1922-1923 as per No. 3 .. ..	1,10,590
Interest charges for the year 1923-1924 .. ..	30,510	Net Revenue realized during 1923-1924 as per No. 3 .. ..	79,251
On Rs. 4,98,777 outlay to end of the year 1916-17 at the average rate 3.3252 per cent...Rs. 16,585		Total Net Revenue realized to end of the year as per No. 3 .. ..	1,89,841
On subsequent outlay (from the year 1917-18 to 1922-23 and half of 1923-24) Rs. 2,44,720 at the average rate) 5.69 per cent. .. Rs. 13,925		Balance net interest charges .. ..	-1,37,374
Total ..	52,467	Total ..	52,467

No. 5.—Account of Indirect Charges for, and to end of, year 1923-24.

Particulars.	Previous.	1923-24.	Total.	Particulars.	Previous.	1923-24.	Total.
<b>CAPITAL ACCOUNT.</b>				<b>REVENUE ACCOUNT.</b>			
1. Capitalized abatement of Land Revenue .. ..	..	..	..	1. Capitalized abatement of Land Revenue .. ..	..	184	184
2. Leave and Pension Allowances ..	15,670	7,218	22,888	2. Leave and Pension Allowances ..	3,030	4,260	7,290
3. Audit and Accounts Establishment ..	111	2,282	2,393	3. Audit and Accounts Establishment ..	1,190	1,347	2,537
Total ..	15,781	9,500	25,281	Total ..	4,220	5,791	10,011

## PINYARI CANAL.

## CANAL PROJECT.

No. 6.—Statement comparing Capital Cost to end of 1923-24 with sanctioned estimates.

Particulars.	Charges against closed sanctions.			Current sanctions.			Total charges to date against old and current sanctions.
	Expenditure against construction estimate.	Expenditure against open capital sanctions.	Total.	Charges to date.	Amount of sanctioned estimate.	Unspent balance of estimate.	
1	2	3	4	5	6	7	8
	Rs.	Rs.	Rs.	Rs.	Rs.	Rs.	Rs.
<b>DIRECT CHARGES.</b>							
Works .. .. .	4,78,414	22,434	5,00,848	2,16,848	4,26,322	2,09,474	7,17,696
Establishment .. .. .	1,09,898	4,579	1,14,477	48,999	91,656	42,657	1,63,476
Tools and Plant .. .. .	1,823	243	2,066	272	6,394	6,122	2,338
Suspense Accounts .. .. .	..	..	..	..	..	..	..
Total .. .. .	5,90,135	27,256	6,17,391	2,66,119	5,24,372	2,58,253	8,83,510
Less—Receipts on Capital Account .. .. .	..	..	..	..	..	..	..
Net Total .. .. .	5,90,135	27,256	6,17,391	2,66,119	5,24,372	2,58,253	8,83,510
<b>INDIRECT CHARGES.</b>							
Capitalized abatement of Land Revenue .. .. .	..	..	..	..	4,981	4,981	..
Leave and Pension Allowances .. .. .	15,387	641	16,028	6,860	12,830	5,970	22,888
Audit and Accounts Establishment .. .. .	..	224	224	2,169	4,264	2,095	2,393
Total .. .. .	15,387	865	16,252	9,029	22,075	13,046	25,281
<b>GRAND TOTAL:</b>	6,05,522	28,121	6,33,643	2,75,148	5,46,447	2,71,299	9,08,791

Estimates sanctioned in—

G. R. (P.W.D.) No. 3748, dated 26th February 1923	..	..	Rs. 9,679
Do. No. 3770, dated 8th May 1923	..	..	2,829
Do. No. 3115, dated 8th October 1923	..	..	5,25,177
Do. No. 4712, dated 26th October 1923	..	..	2,966
Do. No. 4711, dated 11th December 1923	..	..	5,796

5,46,447

## INDUS CANALS RIGHT BANK.

## CANAL PROJECT.

## No. 2.—Capital Account for, and to end of, 1923-24.

Heads of Account.	Direct Charges.			Cost of construction as now estimated (Construction estimate closed during 1921-22.	Expenditure against closed estimates.
	Previous.	1923-24..	Total.		
1	2	3	4	5	6
I.—WORKS.	Rs.	Rs.	Rs.	Rs.	Rs.
Unclassifiable outlay .. ..	73,467	..	73,467	73,467	73,467
Total, I.—Works ..	(a) 73,467	..	73,467	73,467	73,467
II.—ESTABLISHMENT.					
1 and 2. Direction and Accounts ..	13,087	..	13,087	13,087	13,087
3. Executive .. ..					
4. Medical .. ..					
5. Special Survey .. ..					
Total Establishment ..	13,087	..	13,087	13,087	13,087
III.—TOOLS AND PLANT ..	373	..	373	373	373
IV.—Suspense Accounts ..	..	..	..	..	..
Grant total ..	86,927	..	86,927	86,927	86,927
V.—Less—Receipts on Capital account. Net Outlay ..	86,927	..	86,927	86,927	86,927
<i>Apportionment.</i>					
15, Other Revenue expenditure, etc.	86,927	..	86,927	86,927	86,927
Total ..	86,927	..	86,927	86,927	86,927

(a) Previous outlay to end of the year 1921-1922 brought forward in the previous column of the Administrative account for the year 1922-23 as the canal has been reclassified under the head "55, Construction of Irrigation Works" G.R. (P. W.D.) No. 1606, dated 19th July 1923.

## INDUS CANALS RIGHT BANK

No. 3.—Revenue Account for, and to end of, 1923-24.

Receipts.	TOTAL.			Charges.	TOTAL.		
	Previous.	1923-24.	Total		Previous.	1923-24.	Total.
	Rs.	Rs.	Rs.		Rs.	Rs.	Rs.
<b>I.—DIRECT RECEIPTS.</b>				<b>I.—EXTENSIONS AND IMPROVEMENTS.</b>			
1. Water-rates from Irrigation ..	259	1,047	1,306	1. Main Canals and Branches ..	...	7,138	7,138
6. Other canal produce ..	...	17	17	Total ..	...	7,138	7,138
9. Rents of buildings ..	...	34	34				
10. Fines ..	9	81	90				
11. Miscellaneous receipts ..	73	288	361	<b>II.—MAINTENANCE AND REPAIRS.</b>			
Total ..	341	1,467	1,808	2. Main Canals and Branches ..	21,523	22,706	44,231
				Total ..	21,523	22,708	44,231
<b>II.—INDIRECT RECEIPTS.</b>							
Irrigation share of Land Revenue collected in the Civil Department ..	67,766	71,008	1,38,774	<b>III.—COMPENSATION.</b>			
4 per cent. on 9/10ths of the proceeds from sales of occupancy rights per Govt. of India Nos. 53 and 58-A. I., dated respectively 20th June and 1st August 1889, communicated in Government Resolution No. 1209, dated 10th July and No. 1913 dated 7th November 1889 ..	1,952	2,231	4,183	<b>IV.—ESTABLISHMENT.</b>			
				1 and 2. Direction and Accounts ..	3,913	6,744	10,657
				3. Executive ..			
Total ..	69,718	73,239	1,42,957	Total ..	3,913	6,744	10,657
Total Receipts ..	70,059	74,706	1,44,765	<b>V.—TOOLS AND PLANT ..</b>	44	37	481
Carried over ..	70,059	74,706	1,44,765	Carried over ..	25,880	36,627	62,507

## INDUS CANALS RIGHT BANK.

No. 3.—Revenue Account for, and to end of, 1923-24.

Receipts.	TOTAL.			Charges	TOTAL.		
	Previous.	1923-24.	Total.		Previous.	1923-24.	Total.
Brought forward..	Rs. 70,059	Rs. 74,706	Rs. 1,44,765	Brought forward..	Rs. 25,880	Rs. 36,627	Rs. 62,507
Note.—Loss to the canal on account of difference between assessment of water-rates on jaghir lands and assessment at the ordinary rates in force for Government lands noted here per Government of India, Letter No. 233-I., dated 14th June 1883, communicated under Government Resolution No. 400, dated 11th August 1883 ..  To end of 1922-23 Rs. 110 Loss for 1923-24. .. 2,265 Total ..Rs. 2,375				Profit and Loss—			
				VI.—REFUNDS OF REVENUE.			
				Suspense Account.	...	..	...
				Total ..	25,880	36,627	62,507
				Share of Collection Charges in the Civil Department.	4,082	4,328	8,410
				Total Direct Charges ..	29,962	40,955	70,917
				Indirect charges debitable to Revenue Account as per Account No. 5 ..	763	1,207	1,970
				Total Charges ..	30,725	42,162	72,887
				Balance Net Revenue ..	39,334	32,541	71,878
	GRAND TOTAL.	70,059	74,706	1,44,765	GRAND TOTAL.	70,059	74,706

N.B.—Construction estimate closed during 1921-22, vide G.R., P. W. D., No. 1606, dated 19th July 1923,

## INDUS CANALS RIGHT BANK.

No. 4.—Interest Account for, and to end of, 1923-24.

	Amount Rs.		Amount Rs.
Total interest charges to end of 1922-23 .. ..	3,855	Net Revenue realized to end of 1922-23 as per No. 3 .. ..	39,334
Interest charges for the year 1923-24 .. ..	3,946	Net Revenue realized during 1923-24 as per No. 3 .. ..	32,544
On Rs. 42,312 outlay to end of the year 1916-17 at the average rate 3.3252 per cent. .. .. Rs. 1,407		Total Net Revenue realized to end of the year as per No. 3.	71,878
On subsequent outlay Rs. 44,615 (outlay from the year 1917-18 to 1921-22) at the average rate 5.69 per cent. .. ..	2,539	Balance net interest charges .. ..	— 64,077
Total ..	7,801	Total ..	7,801

No. 5.—Account of Indirect Charges for, and to end of, 1923-24.

Particulars.	Previous.	1923-24.	Total.	Particulars.	Previous.	1923-24.	Total.
	Rs.	Rs.	Rs.		Rs.	Rs.	Rs.
<b>CAPITAL ACCOUNT.</b>				<b>REVENUE ACCOUNT.</b>			
1. Capitalized abatement of Land Revenue .. ..	..	..	..	1. Capitalized abatement of Land Revenue .. ..	..	21	21
2. Leave and Pension Allowances ..	1,833	..	1,833	2. Leave and Pension Allowances ..	548	888	1,436
3. Audit and Accounts Establishment.. ..	..	..	..	3. Audit and Accounts Establishment .. ..	215	298	513
Total ..	1,833	..	1,833	Total ..	763	1,207	1,970

## INDUS CANALS RIGHT BANK.

No. 6.—Statement comparing Capital Cost to end of 1923-24 with sanctioned Estimates.

Particulars.	Charges against closed sanctions.			Current sanctions.			Total charges to date against old and current sanctions.
	Expenditure against construction estimate.	Expenditure against open Capital sanctions.	Total.	Charges to date.	Amount of sanctioned estimate.	Unspent balance of estimate.	
1	2	3	4	5	6	7	8
	Rs.	Rs.	Rs.	Rs.	Rs.	Rs.	Rs.
<b>DIRECT CHARGES.</b>							
Works ..	73,467	...	73,467	...	...	...	73,467
Establishment ..	13,087	...	13,087	...	...	...	13,087
Tools and Plant ..	373	...	373	...	...	...	373
Total ..	86,927	...	86,927	...	...	...	86,927
Less—Receipts on Capital Account ..	...	...	...	...	...	...	...
Net Total ..	86,927	...	86,927	...	...	...	86,927
<b>INDIRECT CHARGES.</b>							
Capitalized abatement of Land Revenue ..	...	...	...	...	...	...	...
Leave and Pension Allowances ..	1,833	...	1,833	...	...	...	1,833
Total ..	1,833	...	1,833	...	...	...	1,833
<b>GRAND TOTAL..</b>	<b>88,760</b>	...	<b>88,760</b>	...	...	...	<b>88,760</b>

## INDUS CANALS LEFT BANK.

## CANAL PROJECT.

No. 2.—Capital Account for, and to end of, 1923-24.

Heads of Account.	Direct Charges.			Cost of construction as now estimated (Construction estimate closed during 1921-22).	Expenditure against closed estimates.
	Previous.	1923-24.	Total.		
1	2	3	4	5	6
<b>I.—WORKS.</b>					
Unclassifiable outlay .. ..	Rs. 2,09,896	Rs. ..	Rs. 2,09,896	Rs. 2,09,896	Rs. 2,09,896
Total I.—Works .. ..	2,09,896	..	2,09,896	2,09,896	2,09,896
<b>II.—ESTABLISHMENT.</b>					
1 and 2. Direction and Accounts .. ..	42,557	..	42,557	42,557	42,557
3. Executive .. ..					
4. Medical .. ..					
5. Special Survey .. ..					
Total Establishment .. ..	42,557	..	42,557	42,557	42,557
<b>III.—TOOLS AND PLANT.</b>					
	525	..	525	525	525
Grand Total .. ..	2,52,978	..	2,52,978	2,52,978	2,52,978
V.—Less—Receipts on Capital Account.	..	..	..	..	..
Net Outlay .. ..	2,52,978	..	2,52,978	2,52,978	2,52,978
<i>Apportionment.</i>					
Chargeable to 15—Other Revenue expenditure.	2,52,978	..	2,52,978	2,52,978	2,52,978
Total .. ..	2,52,978	..	2,52,978	2,52,978	2,52,978

Previous outlay to end of the year 1921-22 brought forward in the previous column of the Administrative Accounts for the year 1922-23 as the Canal has been reclassified under the head "55—Construction of Irrigation Works—Productive"—vide G.R. (P.W.D.) No. 1606, dated 20th July 1923,



INDUS CANALS LEFT BANK

CANAL PROJECT.

No. 3.—Revenue Account for, and to end of, 1923-24.

Receipts.	TOTAL.			Charges.	TOTAL.		
	Previous.	1923-24.	Total.		Previous.	1923-24.	Total.
	Rs.	Rs.	Rs.		Rs.	Rs.	Rs.
<b>I.—DIRECT RECEIPTS.</b>				<b>I.—EXTENSIONS AND IMPROVEMENTS.</b>			
1. Water rates from Irrigation ..	652	1,349	2,001	1. Head Works ..	10,874	3,374	14,248
6. Other canal produce ..	15	19	34	2. Main Canals and Branches ..			
9. Rents of buildings ..	...	15	15	3. Distributaries.			
10. Fines ..	348	656	1,004	4. Drainage and Protective Works.			
11. Miscellaneous receipts ..	199	610	809	Total ..	10,874	3,374	14,248
Total ..	1,214	2,649	3,863	<b>II.—MAINTENANCE AND REPAIRS.</b>			
<b>II.—INDIRECT RECEIPTS.</b>				1. Head Works ..	30,778	48,019	78,797
Irrigation share of Land Revenue collected in the Civil Department.	1,07,092	1,06,426	2,13,518	2. Main Canals and Branches ..			
4 per cent. on 9/10ths of the proceeds from sales of occupancy rights per Govt. of India Nos. 53 and 58-A. I., dated respectively 20th June and 1st August 1889 communicated in Government Resolution No. 1209, dated 10th July and No. 1913, dated 7th November 1889 ..	2,389	2,477	4,866	3. Distributaries..			
				4. Drainage and Protective Works.			
Total ..	1,09,481	1,08,903	2,18,384	Total ..	30,778	01	78,797
				<b>III.—COMPENSATION.</b>			
				<b>IV.—ESTABLISHMENT.</b>			
				1 and 2. Direction and Accounts	7,573	11,613	19,186
				3. Executive ..			
Total ..	1,09,481	1,08,903	2,18,384	Total ..	7,573	11,613	19,186
Total Receipts ..	1,10,695	1,11,552	2,22,247	<b>V.—TOOLS AND PLANT ..</b>	899	65	964
Carried over ..	1,10,695	1,11,552	2,22,247	Carried over ..	50,124	63,071	1,13,195

## INDUS CANALS LEFT BANK.

## CANAL PROJECT.

No. 3.—Revenue Account for, and to end of, 1923-24.

Receipts.	TOTAL.			Charges.	TOTAL.		
	Previous	1923-24.	Total.		Previous.	1922-23.	Total.
	Rs.	Rs.	Rs.		Rs.	Rs.	Rs.
Brought forward..	1,10,695	1,11,552	2,22,247	Brought forward..	59,124	63,071	1,13,195
<i>Note.</i> —Loss to the canal on account of difference between assessment of water-rates on jaghir lands and assessment at the ordinary rates in force for Government lands noted here per Government of India Letter No. 233-1., dated 14th June 1883, communicated under Government Resolution No. 400, dated 11th August 1883  To end of 1922-23. Rs. 1,375 Loss for 1923-24 .. 164 Total .. Rs. 1,539				Profit and Loss—			
				VI.—REFUNDS OF REVENUE.			
				Less Receipts on Revenue Account.	39	..	39
				Total ..	50,085	63,071	1,13,156
				Share of collection charges in the Civil Department.	6,486	6,506	12,992
				Total Direct Charges ..	56,571	69,577	1,26,148
				Indirect charges debitable to Revenue Account as per Account No. 5 ..	1,477	2,140	3,617
				Total Charges ..	58,048	71,717	1,29,765
				Balance Net Revenue ..	52,647	39,835	92,482
	GRAND TOTAL..	1,10,695	1,11,552	2,22,247	GRAND TOTAL ..	1,10,695	1,11,552

*N.B.*—Construction estimate closed during 1921-1922.  
G.R. (P.W.D.) No. 1606, dated 20th July 1923.

Old work originally classed under "Works for which only Revenue Accounts are kept" has been reclassified under the head "55, Construction of Irrigation Work" according to the instructions given in para. 18 of the Government of India, P.W.D. Circular No. 3 P.W. dated 24th September 1921.

INDUS CANALS LEFT BANK.

No. 4.—Interest Account for, and to end of, 1923-24.

	Amount. Rs.		Amount. Rs.
Total interest charges to end of 1922-23 .. .. .	9,364	Net Revenue realized to end of 1922-23 as per No. 3 .. .. .	52,647
Interest charges for the year 1923-24 .. .. .	9,457	Net Revenue realized during 1923-24 as per No. 3 .. .. .	39,835
On Rs. 2,08,774 outlay to end of the year 1916-17 at the average rate 3.3252 per cent. ..Rs. 6,942		Total Net Revenue realized to end of the year as per No. 3 .. .. .	92,482
On subsequent outlay Rs. 44,204 (from 1917-18 to 1921-22) at the average rate 5.69 per cent. .. .. .Rs. 2,515		Balance net interest charges .. .. .	— 73,661
Total .. .. .	18,821	Total .. .. .	18,821

No. 5.—Account of Indirect Charges for, and to end of, year 1923-24.

Particulars.	Previous.	1923-24.	Total.	Particulars.	Previous.	1923-24.	Total.
	Rs.	Rs.	Rs.		Rs.	Rs.	Rs.
<b>CAPITAL ACCOUNT.</b>				<b>REVENUE ACCOUNT.</b>			
1. Capitalized abatement of Land Revenue .. .. .	..	..	..	1. Capitalized abatement of Land Revenue .. .. .	..	..	..
2. Leave and Pension Allowances .. .. .	5,960	..	5,960	2. Leave and Pension Allowances .. .. .	1,060	1,626	2,686
3. Audit and Accounts Establishment .. .. .	..	..	..	3. Audit and Accounts Establishment .. .. .	417	514	931
Total .. .. .	5,960	..	5,960	Total .. .. .	1,477	2,140	3,617

## INDUS CANALS LEFT BANK.

No. 6.—Statement comparing Capital Cost to end of 1923-24 with sanctioned estimates.

Particulars.	Charges against closed sanctions.			Current sanctions.			Total charges to date against old and current sanctions.
	Expenditure against construction estimate.	Expenditure against open Capital sanctions.	Total.	Charges to date.	Amount of sanctioned estimate.	Unspent balance of estimate.	
1	2	3	4	5	6	7	8
<b>DIRECT CHARGES.</b>	Rs.	Rs.	Rs.	Rs.	Rs.	Rs.	Rs.
Works ..	2,09,896	...	2,09,896	...	...	...	2,09,896
Establishment ..	42,557	...	42,557	...	...	...	42,557
Tools and Plant ..	525	...	525	...	...	...	525
Total ..	2,52,978	..	2,52,978	..	...	...	2,52,978
Less—Receipt on Capital Accounts ..	..	..	..	..	...	...	..
Net Total ..	2,52,978	...	2,52,978	...	...	...	2,52,978
<b>INDIRECT CHARGES.</b>							
Capitalized abatement of Land Revenue ..	...	...	...	...	...	...	...
Leave and Pension Allowances ..	5,960	...	5,960	...	...	...	5,960
Total ..	5,960	...	5,960	...	...	...	5,960
<b>GRAND TOTAL ..</b>	<b>2,58,938</b>	...	<b>2,58,938</b>	...	...	...	<b>2,58,938</b>

## SIND CANALS AND BRANCHES.

## CANAL PROJECT.

No. 2.—Revenue Account for, and to end of, 1923-24.

Heads of Account.	Direct Charges.			Cost of Construction as now estimated. (Construction estimate closed during 1921-22.)	Expenditure against closed estimates.
	Previous.	1923-24.	Total.		
1	2	3	4	5	6
<b>I.—WORKS.</b>	Rs.	Rs.	Rs.	Rs.	Rs.
(2) MAIN CANALS AND BRANCHES.					
D. Regulators .. ..	..	3,806	3,806	4,132	..
Total Main Canals and Branches ..	..	3,806	3,806	4,132	..
Unclassified outlay .. ..	7,44,183	..	7,44,183	7,44,183	7,44,183
Total I—Works ..	7,44,183	3,806	7,47,989	7,48,315	7,44,183
<b>II.—ESTABLISHMENT.</b>					
1 and 2. Direction and Accounts ..	72,955	860	73,815	73,843	72,955
3. Executive .. ..					
4. Medical .. ..					
5. Special Survey .. ..					
Total Establishment ..	72,955	860	73,815	73,843	72,955
<b>III.—TOOLS AND PLANT</b> ..	1,044	5	1,049	1,106	1,044
<b>IV.—Suspense Accounts</b> ..	..	..	..	..	..
Grand Total ..	8,18,182	4,671	8,22,853	8,23,264	8,18,182
<b>V.—Less—Receipts on Capital Account</b> ..	..	..	..	..	..
Net Outlay ..	8,18,182	4,671	8,22,853	8,23,264	8,18,182

## SIND CANALS AND BRANCHES.

## CANAL PROJECT.

No. 2—Revenue Account for, and to end of, 1923-24.

Heads of Account.	Direct Charges.			Cost of Construction as now estimated. (Construction estimate closed during 1921-22.)	Expenditure against closed estimates.
	Previous.	1923-24.	Total.		
1	2	3	4	5	6
	Rs.	Rs.	Rs.	Rs.	Rs.
<i>Apportionment.</i>					
Chargeable to 55, Construction of Irrigation Works.	..	4,671	4,671	5,082	..
Chargeable to 15, Other Revenue Expenditure.	8,18,182	..	8,18,182	8,18,182	8,18,182
Total ..	8,18,182	4,671	8,22,853	8,23,264	8,18,182

Previous outlay to end of the year 1921-22 brought forward in the previous column of Administrative Accounts for the year 1922-23 as the Canal has been reclassified under the head 55, Construction of Irrigation Works. Productive G.R. (P.W.D.) No. 1606, dated 20th July 1923.

SIND CANALS AND BRANCHES.

No. 3.—Revenue Account for, and to end of, 1923-24.

Receipts.	TOTAL.			Charges.	TOTAL.		
	Previous.	1923-24.	Total.		Previous.	1923-24.	Total.
	Rs.	Rs.	Rs.		Rs.	Rs.	Rs.
<b>I.—DIRECT RECEIPTS.</b>				<b>I.—EXTENSIONS AND IMPROVEMENTS.</b>			
1. Water-rates from Irrigation..	2,829	3,392	6,221	1. Head Works..	6,121	156	6,277
5. Plantations ..	9	16	25	2. Main Canals and Branches ..			
6. Other canal produce ..	438	595	1,033	3. Distributaries.			
9. Rents of buildings ..	18	3	21	4. Drainage and Protective Works.			
10. Fines ..	80	810	890	Total ..	6,121	156	6,277
11. Miscellaneous receipts ..	1,281	860	2,141	<b>II.—MAINTENANCE AND REPAIRS.</b>			
Total ..	4,655	5,676	10,331	1. Head Works	61,793	57,972	1,19,765
<b>II.—INDIRECT RECEIPTS.</b>				2. Main Canals and Branches ..			
Irrigation share of Land Revenue collected in the Civil Department.	3,12,754	2,38,177	5,50,931	3. Distributaries.			
4 per cent. on 9/10ths of the proceeds from sales of occupancy rights per Govt. of India Nos. 53 and 53-A. I., dated respectively 20th June and 1st August 1889, communicated in Government Resolution No. 1209, dated 10th July, and No. 1913, dated 7th November 1889 ..	8,609	9,043	17,652	4. Drainage and Protective Works.			
Total ..	3,21,363	2,47,220	5,68,583	Total ..	61,793	57,972	1,19,765
<b>Total Receipts ..</b>	<b>3,26,018</b>	<b>2,52,896</b>	<b>5,78,914</b>	<b>III.—COMPENSATION ..</b>	..	..	..
<b>Carried over ..</b>	<b>3,26,018</b>	<b>2,52,896</b>	<b>5,78,914</b>	<b>IV.—ESTABLISHMENT.</b>			
				1 and 2. Direction and Accounts	12,347	13,135	25,482
				3. Executive ..			
				Total ..	12,347	13,135	25,482
				<b>V.—TOOLS AND PLANT ..</b>	1,402	73	1,475
				Carried over ..	81,663	71,336	1,52,999

## SIND CANALS AND BRANCHES.

No. 3.—Revenue Account for, and to end of, 1923-24.

Receipts.	TOTAL.			Charges.	TOTAL.			
	Previous.	1923-24.	Total.		Previous.	1923-24.	Total.	
	Rs.	Rs.	Rs.		Rs.	Rs.	Rs.	
Brought forward ..	3,26,018	2,52,896	5,78,914	Brought forward..	81,663	71,336	1,52,999	
<p><i>Note.</i>—Loss to the canal on account of difference between assessment of water-rates on jaghir lands and assessment at the ordinary rates in force for Government lands noted here per Government of India Letter No. 233-I., dated 14th June 1883, communicated under Government Resolution No. 400, dated 11th August 1883.</p> <p>To end of 1922-23 Rs. 6,211 Loss for 1923-24 Rs. 6,043 Total..Rs. 12,254</p>				VI.—REFUNDS OF REVENUE.	..	..	..	
				Suspense Account.	..	..	..	
				Total ..	81,663	71,336	1,52,999	
				Share of Collection Charges in the Civil Department.	18,938	14,543	33,481	
				Total Direct Charges ..	1,00,601	85,879	1,86,480	
				Indirect Charges debitable to Revenue Account as per Account No. 5 ..	2,408	2,420	4,828	
				Total Charges ..	1,03,009	88,299	1,91,308	
				Balance Net Revenue ..	2,23,009	1,64,597	3,87,606	
	GRAND TOTAL..	3,26,018	2,52,896	5,78,914	GRAND TOTAL.	3,26,018	2,52,896	5,78,914

Construction Estimate closed during 1921-1922, G.R. No. 1606, dated 20th July 1923.



SIND CANALS AND BRANCHES.

CANAL PROJECT.

No. 4.—Interest Account for, and to end of, 1923-24.

	Amount Rs.		Amount Rs.
Total interest charges to end of 1922-1923 .. .. .	29,383	Net Revenue realized to end of 1922-1923 as per No. 3 ..	2,23,009
Interest charges for the year 1923-1924 .. .. .	29,728	Net Revenue realized during 1923-1924 as per No. 3 .. ..	1,64,597
On Rs. 7,17,153 outlay to end of the year 1916-17 at the average rate 3.3252 per cent. .. Rs. 23,847		Total Net Revenue realized to end of the year as per No. 3 .. .. .	3,87,606
On subsequent outlay Rs. 1,03,346 (from 1917-18 to 1922-23 and half of 1923-24) at the average rate 5.69 per cent. .. .. 5,881		Balance net interest charges ..	—3,28,495
Total ..	59,111	Total ..	59,111

No. 5.—Account of Indirect Charges for, and to end of, 1923-24.

Particulars.	Previous.	1923-24.	Total.	Particulars.	Previous.	1923-24.	Total.
<b>CAPITAL ACCOUNT.</b>	Rs.	Rs.	Rs.	<b>REVENUE ACCOUNT.</b>	Rs.	Rs.	Rs.
1. Capitalized abatement of Land Revenue .. .. .	..	..	..	1. Capitalized abatement of Land Revenue .. .. .	..	..	..
2. Leave and Pension Allowances ..	10,217	120	10,337	2. Leave and Pension Allowances ..	1,729	1,839	3,568
3. Audit and Accounts Establishment .. .. .	..	38	38	3. Audit and Accounts Establishment .. .. .	679	581	1,260
Total ..	10,217	158	10,375	Total ..	2,408	2,420	4,828

## SIND CANALS AND BRANCHES.

No. 6.—Statement comparing Capital Cost to end of 1923-24 with sanctioned Estimates.

Particulars.	Charges against closed sanctions.			Current sanctions.			Total charges to date against old and current sanctions.
	Expenditure against construction Estimate.	Expenditure against open Capital sanctions.	Total.	Charges to date.	Amount of sanctioned Estimate.	Unspent balance of Estimate.	
1	2	3	4	5	6	7	8
	Rs.	Rs.	Rs.	Rs.	Rs.	Rs.	Rs.
<b>DIRECT CHARGES.</b>							
Works ..	7,44,183	...	7,44,183	3,805	4,132	326	7,47,989
Establishment ..	72,955	...	72,955	860	888	28	73,815
Tools and Plant ..	1,044	...	1,044	5	62	57	1,049
<b>Total ..</b>	<b>8,18,182</b>	<b>...</b>	<b>8,18,182</b>	<b>4,671</b>	<b>5,082</b>	<b>411</b>	<b>8,22,853</b>
Less—Receipts on Capital Account ..	...	...	...	...	...	...	...
<b>Net Total ..</b>	<b>8,18,182</b>	<b>...</b>	<b>8,18,182</b>	<b>4,671</b>	<b>5,082</b>	<b>411</b>	<b>8,22,853</b>
<b>INDIRECT CHARGES.</b>							
Capitalized abatement of Land Revenue ..	...	...	...	...	...	...	...
Leave and Pension Allowances ..	10,217	...	10,217	120	125	5	10,337
Audit & Accounts ..	...	...	...	38	42	4	38
<b>Total ..</b>	<b>10,217</b>	<b>...</b>	<b>10,217</b>	<b>158</b>	<b>167</b>	<b>9</b>	<b>10,375</b>
<b>GRAND TOTAL ..</b>	<b>8,28,399</b>	<b>...</b>	<b>8,28,399</b>	<b>4,829</b>	<b>5,249</b>	<b>420</b>	<b>8,33,228</b>

## RAJIB, CHITI AND GARANG CANALS.

## CANAL PROJECT.

## No. 2.—Capital Account for, and to end of, 1923-24.

Heads of Account.	Direct Charges.			Cost of Construction as now estimated. (Construction estimate closed during 1921-22.)	Expenditure against closed estimates.
	Previous.	1923-24.	Total.		
1	2	3	4	5	6
	Rs.	Rs.	Rs.	Rs.	Rs.
K. Buildings .. ..	(a) 4,775	..	4,775	4,825	..
L. Earth-work .. ..	..	5,701	5,701	11,079	..
Total Main Canals and Branches ..	4,775	5,701	10,476	15,904	..
Unclassified outlay ..	2,33,447	..	2,33,447	2,33,447	2,33,447
Total I—Works ..	{ 2,33,447 (a) 4,775 }	5,701	2,43,923	2,49,351	2,33,447
II.—ESTABLISHMENT.					
1 and 2. Direction and Accounts ..	} 26,239 (a) 868	1,288	28,395	29,658	26,239
3. Executive .. ..		..	..	..	..
4. Medical .. ..		..	..	..	..
5. Special Survey .. ..		..	..	..	..
Total Establishment ..	{ 26,239 (a) 868 }	1,288	28,395	29,658	26,239
III.—TOOLS AND PLANT					
..	{ -170 (a) 99 }	7	64	68	-170
Grand Total ..	{ 2,59,516 (a) 5,742 }	6,996	{ 2,66,512 5,742 }	2,79,077	2,59,516
V.—Less—Receipts on Capital Account	..	..	..	..	..
Net Outlay, ..	{ 2,59,516 (a) 5,742 }	6,996	2,72,254	2,79,077	2,59,516

(a) Expenditure in the Chiti Canal incorporated in this Project, as it is a part of the Project.

## RAJIB, CHITI AND GARANG CANALS.

## CANAL PROJECT.

No. 2.—Capital Account for, and to end of, 1923-24.

Heads of Account.	Direct Charges.			Cost of Construction as now estimated. (Construction estimate closed during 1921-22.)	Expenditure against closed estimates.
	Previous.	1923-24.	Total.		
1	2	3	4	5	6
	Rs.	Rs.	Rs.	Rs.	Rs.
<i>Apportionment.</i>					
Chargeable to 15—Other Revenue Expenditure.	2,59,516	..	2,59,516	2,59,516	2,59,516
Chargeable to 55—Construction of Irrigation Works—Provincial.	5,742	6,996	12,738	19,561	..
Total ..	{ 2,59,516 (a) 5,742 }	6,996	2,72,254	2,79,077	2,59,516

(a) Chiti Canal.

Previous outlay to end of the year 1921-22 brought forward in previous column as the Canals have been reclassified under the head 55, Construction of Irrigation Works as per G. R. (P. W. D.) No. 1606 dated 20th July 1923,

RAJIB, CHITI AND GARANG CANALS.

No. 3.—Revenue Account for, and to end of, 1923-24.

Receipts.	TOTAL.			Charges.	TOTAL.		
	Previous.	1923-24.	Total.		Previous.	1923-24.	Total.
	Rs.	Rs.	Rs.		Rs.	Rs.	Rs.
<b>I.—DIRECT RECEIPTS.</b>				<b>I.—EXTENSIONS AND IMPROVEMENTS.</b>			
1. Water-rates from Irrigation ..	614	818	1,432				
6. Other canal produce ..	98	228	326	<b>II.—MAINTENANCE AND REPAIRS.</b>			
10. Fines ..	153	79	232	1. Head Works ..			
11. Miscellaneous receipts ..	98	126	224	2. Main Canals and Branches ..			
<b>Total ..</b>	<b>963</b>	<b>1,251</b>	<b>2,214</b>	3. Distributaries ..	17,277	10,586	27,863
				4. Drainage and Protective Works. }			
<b>II.—INDIRECT RECEIPTS.</b>				<b>Total ..</b>	<b>17,277</b>	<b>10,586</b>	<b>27,863</b>
Irrigation share of Land Revenue collected in the Civil Department.	1,02,058	87,433	1,89,491				
4 per cent. on 9/10ths of the proceeds from sales of occupancy rights per Govt. of India Nos. 53 & 58-A.I., dated respectively 20th June and 1st August 1889, communicated in Government Resolutions No. 1209, dated 10th July, and No. 1913, dated 7th November 1889 ..	2,010	2,016	4,026	<b>IV.—ESTABLISHMENT.</b>			
				1. and 2. Direction and Accounts }	3,141	2,392	5,533
				3. Executive .. }			
<b>Total ..</b>	<b>1,04,068</b>	<b>89,449</b>	<b>1,93,517</b>	<b>Total ..</b>	<b>3,141</b>	<b>2,392</b>	<b>5,533</b>
<b>Total, Receipts ..</b>	<b>1,05,031</b>	<b>90,700</b>	<b>1,95,731</b>	<b>V.—TOOLS AND PLANT</b>	<b>357</b>	<b>13</b>	<b>370</b>
<b>Carried over ..</b>	<b>1,05,031</b>	<b>90,700</b>	<b>1,95,731</b>	<b>Carried over ..</b>	<b>20,775</b>	<b>12,991</b>	<b>33,766</b>

## RAJIB, CHITI AND GARANG CANALS.

No. 3.—Revenue Account for, and to end of, 1923-24.

Receipts.	TOTAL.			Charges.	TOTAL.		
	Previous.	1923-24.	Total.		Previous.	1923-24.	Total.
	Rs.	Rs.	Rs.		Rs.	Rs.	Rs.
Brought forward ..	1,05,031	90,700	1,95,731	Brought forward..	20,775	12,991	33,766
<i>Note.</i> —Loss to the canal on account of difference between assessment of water-rates on jaghir lands and assessment at the ordinary rates in force for Government lands noted here per Government of India Letter No. 233-I., dated 14th June 1883, communicated under Government Resolution No. 400, dated 11th August 1883.				VI.—REFUNDS OF REVENUE.			
				Suspense Account	..	..	..
				Total ..	20,775	12,991	33,766
				Share of Collection Charges in the Civil Department.	6,161	5,302	11,463
				Direct Charges ..	26,936	18,293	45,229
				Indirect Charges debitable to Revenue Account as per Account No.5.	613	441	1,054
				Total Charges ..	27,549	18,734	46,283
				Balance Net Revenue ..	77,482	71,966	1,49,448
				GRAND TOTAL .	1,05,031	90,700	1,95,731
To end of 1922-23 ..	Rs. 2,022						
Loss for 1923-24..	840						
Total ..	2,862						
GRAND TOTAL .	1,05,031	90,700	1,95,731	GRAND TOTAL .	1,05,031	90,700	1,95,731

*N.B.*—Construction Estimate closed during 1921-22: vide G. R. No. 1606, dated 20th July 1923.

Old work originally classed under Works, for which only Revenue Accounts are kept has been re-classified under the head 55 Construction of Irrigation Works according to the instructions given in para. 18 of the Government of India, P.W.D., Circular No. 3-P. W., dated 24th September 1921.

RAJIB, CHITI AND GARANG CANALS.

CANAL PROJECT.

No. 4.—Interest Account for, and to end of, 1923-24.

	Amount. Rs.		Amount. Rs.
Total interest charges to end of 1922-23 .. .. .	8,819	Net Revenue realized to end of 1922-23 as per No. 3 .. .. .	77,482
	(a) 157		
Interest charges for the year 1923-24 .. .. .	9,362	Net Revenue realized during 1923-24 as per No. 3 .. .. .	71,966
On Rs. 2,50,772 outlay to end of the year 1916-17 at the average rate 3.3252 per cent. .. Rs. 8,339		Total Net Revenue realized to end of the year as per No. 3 .. .. .	1,49,448
On subsequent outlay Rs. 17,984 (from 1917-18 to 1922-23 and half of 1923-24) at the average rate 5.69 per cent. .. .. . Rs. 1,023		Balance net interest charges .. .. .	-1,31,110
Total .. .. .	18,338	Total .. .. .	18,338

(a) Chiti Canal.

No. 5.—Account of Indirect Charges for, and to end of, year 1923-24.

Particulars.	Previous.	1923-24.	Total.	Particulars.	Previous.	1923-24.	Total.
	Rs.	Rs.	Rs.		Rs.	Rs.	Rs.
<b>CAPITAL ACCOUNT.</b>				<b>REVENUE ACCOUNT.</b>			
1. Capitalized abatement of Land Revenue .. .. .	..	..	..	1. Capitalized abatement of Land Revenue .. .. .	..	..	..
2. Leave and Pension Allowances .. .. .	3,670	180	3,972	2. Leave and Pension Allowances .. .. .	440	335	775
	(a) 122						
3. Audit and Account Establishment .. .. .	(a) 48	57	105	3. Audit and Accounts Establishment .. .. .	173	106	
Total .. .. .	3,670	237	4,077	Total .. .. .	613	441	1,054
	(a) 170						

(a) Please see note (a) under 2 Capital Account (Chiti Canal).

## RAJIB, CHITI AND GARANG CANALS.

No. 6.—Statement comparing Capital Cost to end of 1923-24 with sanctioned Estimates.

Particulars.	Charges against closed sanctions.			Current sanctions.			Total charges to date against old and current sanctions.
	Expenditure against construction estimate.	Expenditure against open Capital sanctions.	Total.	Charges to date.	Amount of sanctioned Estimate.	Unspent balance of Estimate.	
1	2	3	4	5	6	7	8
	Rs.	Rs.	Rs.	Rs.	Rs.	Rs.	Rs.
<b>DIRECT CHARGES.</b>							
Works ..	2,33,447	...	2,33,447	10,476	15,904	5,428	2,43,923
Establishment ..	26,239	...	26,239	2,156	3,419	1,263	28,395
Tools and Plant ..	-170	...	-170	106	238	132	-64
Suspense Accounts ..	...	...	...	...	...	...	...
Total ..	2,59,516	...	2,59,516	12,738	19,561	6,823	2,72,254
Less—Receipts on Capital Account ..	...	...	...	...	...	...	...
Net Total ..	2,59,516	...	2,59,516	12,738	19,561	6,823	2,72,254
<b>INDIRECT CHARGES.</b>							
Capitalized abatement of Land Revenue ..	...	...	...	...	725	725	...
Leave and Pension Allowances ..	3,670	...	3,670	302	485	183	3,972
Audit and Accounts ..	...	...	...	105	159	54	105
Total ..	3,670	...	3,670	407	1,369	962	4,077
<b>GRAND TOTAL..</b>	<b>2,63,186</b>	<b>...</b>	<b>2,63,186</b>	<b>13,145</b>	<b>20,930</b>	<b>7,785</b>	<b>2,76,331</b>

Estimate for the Chiti Canal sanctioned in G. R. (P. W. D.) No. 3273, dated 3rd January 1923 .. Rs. 6,134  
 Estimates for the Chiti sanctioned in G. R. (P. W. D.) No. 3786, dated 8th June 1924. 14,796

20,930



CANALS IN ROHRI.

CANAL PROJECT.

No. 2.—Capital Account for, and to end of, 1923-24.

Heads of Account.	Direct Charges.			Cost of Construction as now estimated (Construction estimate closed during 1921-22).	Expenditure against closed estimates.
	Previous.	1923-24.	Total.		
1	2	3	4	5	6
<b>I.—WORKS.</b>	Rs.	Rs.	Rs.	Rs.	Rs.
<b>1) MAIN CANALS AND BRANCHES.</b>					
Buildings .. .. .	(a) 11,114	1,593	12,707	14,235	..
<b>Total Main Canals and Branches ..</b>	<b>11,114</b>	<b>1,593</b>	<b>12,707</b>	<b>14,235</b>	<b>..</b>
Unclassified outlay ..	1,47,284	..	1,47,284	1,47,284	1,47,284
<b>Total I.—Works ..</b>	<b>1,47,284</b> <b>11,114</b> }	<b>1,593</b>	<b>1,95,991</b>	<b>1,61,519</b>	<b>1,47,284</b>
<b>II.—ESTABLISHMENT.</b>					
1. and 2. Direction and Accounts ..	19,175	332	19,507	} 22,236	19,175
3. Executive .. .. .	(a) 2,038	..	2,038		
4. Medical .. .. .					
5. Special Survey .. .. .					
<b>Total, Establishment ..</b> {	<b>19,175</b> <b>(a) 2,038</b> }	<b>332</b>	<b>21,545</b>	<b>22,236</b>	<b>19,175</b>
<b>III.—TOOLS AND PLANT.</b> {	<b>76</b> <b>(a) 302</b> }	<b>14</b>	<b>240</b>	<b>138</b>	<b>-76</b>
<b>IV.—Suspense Accounts ..</b>	<b>..</b>	<b>..</b>	<b>..</b>	<b>..</b>	<b>..</b>
<b>Grand Total ..</b>	<b>1,66,383</b> <b>13,454</b>	<b>1,939</b> <b>..</b>	<b>1,81,776</b> <b>..</b>	<b>1,83,893</b> <b>..</b>	<b>1,66,383</b> <b>..</b>
<b>V.—Less—Receipts on Capital Account</b>	<b>..</b>	<b>..</b>	<b>..</b>	<b>..</b>	<b>..</b>
<b>Net Outlay ..</b> {	<b>1,66,383</b> <b>13,454</b> }	<b>1,939</b>	<b>1,81,776</b>	<b>1,83,893</b>	<b>1,66,383</b>

(a) Expenditure on the Arore Canal incorporated in this account as it forms part of this Project.

PUBLIC WORKS DEPARTMENT, IRRIGATION BRANCH,  
CANALS IN ROHRI.

## CANAL PROJECT.

No. 2.—Capital Account for, and to end of, 1923-24.

Heads of Account.  1	Direct Charges.			Cost of Construction as now estimated Construction estimate closed during 1921-22).  5	Expenditure against closed estimates.
	Previous.  2	1923-24.  3	Total.  4		
	Rs.	Rs.	Rs.	Rs.	Rs.
<i>Apportionment.</i>					
Chargeable to 55—Construction of Irrigation Works.	(a) 13,454	1,939	15,393	} 1,83,893	1,66,383
Chargeable to 15—Other Revenue expenditure.	(b) 1,66,383	..	1,66,383		
Total ..	1,66,383 13,454	1,939 ..	1,81,776 ..	1,83,893 ..	1,66,383 ..

(a) Arore Canal.

(b) Previous outlay to end of the year 1921-22 brought forward as the Canal has been re-classified under the head 55.—Construction of Irrigation Works—Productive—vide G. R. (P. W. D.) No. 1606, dated 19th July 1923.

CANALS IN ROHRI.

No. 3.—Revenue Account for, and to end of, 1923-24.

Receipts.	TOTAL.			Charges.	TOTAL.		
	Previous.	1923-24	Total.		Previous.	1923-24.	Total.
<b>I.—DIRECT RECEIPTS.</b>	Rs.	Rs.	Rs.	<b>I.—EXTENSIONS AND IMPROVEMENTS.</b>	Rs.	Rs.	Rs.
1. Water-rates from Irrigation ..	1,552	1,344	2,896	1. Head Works..			
5. Plantations ..	11	13	24	2. Main Canals and Branches ..			
6. Other Canal produce ..	1,498	929	2,427	3. Distributaries.	481	281	762
9. Rents of buildings ..	3	1	4	4. Drainage and Protective Works.			
10. Fines ..	262	1,543	1,805	Total ..	481	281	762
11. Miscellaneous receipts ..	690	727	1,417	<b>II.—MAINTENANCE AND REPAIRS.</b>			
12. Deduct refunds ..		6	6	1. Head Works ..			
Total ..	4,016	4,551	8,567	2. Main Canals and Branches ..			
<b>II.—INDIRECT RECEIPTS.</b>				3. Distributaries.	80,167	1,20,812	2,00,979
Irrigation share of Land Revenue collected in the Civil Department.	1,64,859	1,45,184	3,10,043	4. Drainage and Protective Works.			
4 per cent. on 9-10ths of the proceeds from sales of occupancy rights per Govt. of India Nos. 53 and 58-A. I., dated respectively the 20th June and 1st August 1889, communicated in Government Resolutions No. 1209, dated 10th July and No. 1913, dated 7th November 1889 ..	4,644	4,645	9,289	Total ..	80,167	1,20,812	2,00,979
Total ..	1,69,503	1,49,829	3,19,332	<b>IV.—ESTABLISHMENT.</b>			
Total, Receipts ..	1,73,519	1,54,380	3,27,899	1. and 2. Direction and Accounts.	14,662	27,362	42,024
Carried over ..	1,73,519	1,54,380	3,27,899	3. Executive ..			
				Total ..	14,662	27,362	42,024
				<b>V.—TOOLS AND PLANT ..</b>	4,540	1,943	6,483
				Carried over ..	99,850	1,50,398	2,50,244

## CANALS IN ROHRI.

No. 3.—Revenue Account for, and to end of, 1923-24.

Receipts.	TOTAL.			Charges.	TOTAL.		
	Previous.	1923-24.	Total.		Previous.	1923-24.	Total.
	Rs.	Rs.	Rs.		Rs.	Rs.	Rs.
Brought forward..	1,73,519	1,54,380	3,27,899	Brought forward..	99,850	1,50,398	2,50,248
<i>Note.</i> —Loss to the canal on account of difference between assessment of water-rates on jaghir lands and assessment at the ordinary rates in force for Government lands noted here per Government of India letter No. 233-1., dated 14th June 1883, communicated under Government Resolution No. 400, dated 11th August 1883.				VI.—REFUNDS OF REVENUE.			
				Less Receipts on Revenue Accounts	2,875	1,791	4,666
				Total ..	96,975	1,48,607	2,45,582
				Share of Collection Charges in the Civil Department.	9,957	8,893	18,850
				Total Direct Charges ..	1,06,932	1,57,500	2,64,432
				Indirect Charges debitable to Revenue Account as per Account No. 5 ..	2,859	5,042	7,901
				Total Charges ..	1,09,791	1,62,542	2,72,333
				Balance Net Revenue ..	63,728	—8,162	55,566
				GRAND TOTAL..	1,73,519	1,54,380	3,27,899
	To end of 1922-23 .. Rs. 26,058 Loss for 1923-24 .. 24,800 Total .. 50,858						

*N.B.*—Construction Estimate closed during 1921-1922: *vide* G.R. No. 1606, dated 19th July 1923.

Old work originally classed under "Works" for which only Revenue Accounts are kept, has been re-classified under the head "55.—Construction of Irrigation Work" according to the instructions given in paragraph 18 of Government of India P.W.D. Circular No. 3-P. W., dated 24th September 1921.

CANALS IN ROHRI.

No. 4.—Interest Account for, and to end of, 1923-24.

	Amount. Rs.		Amount. Rs.
Total interest charges to end of 1922-23 .. .. .	6,593 (a) 369	Net Revenue realized to end of 1922-23 as per No. 3.. ..	63,728
Interest charges for the year 1923-24 .. .. .	7,517	Net Revenue realized during 1923-24 as per No. 3 .. .. .	— 8,162
On Rs. 1,17,144 outlay to end of the year 1916-17 at the average rate 3·3252 per cent. .. Rs. 3,895	..	Total Net Revenue realized to end of the year as per No. 3 .. .. .	55,566
On subsequent outlay Rs. 63,662 (from 1917-18 to 1922-23 and half of 1923-24) at the average rate 5·69 per cent. .. Rs. 3,622	..	Balance net interest charges ..	— 41,087
Total ..	14,479	Total ..	14,479

(a) Interest charges on the Capital outlay of the Arore Canal.

No. 5.—Account of Indirect Charges for, and to end of, year 1923-24 (a) Arore Canal.

Particulars.	Previous.	1923-24.	Total.	Particulars.	Previous.	1923-24.	Total.
	Rs.	Rs.	Rs.		Rs.	Rs.	Rs.
<b>CAPITAL ACCOUNT.</b>				<b>REVENUE ACCOUNT.</b>			
1. Capitalized abatement of Land Revenue .. .. .	..	..	..	1. Capitalized abatement of Land Revenue .. .. .	..	..	..
2. Leave and Pension Allowances ..	{ 2,684 (a) 285	46	3,015	2. Leave and Pension Allowances ..	2,053	3,831	5,884
3. Audit and Accounts Establishment .. .. .	(a) 111	16	127	3. Audit and Accounts Establishment .. .. .	806	1,211	2,017
Total ..	{ 2,684 (a) 396	62	3,142	Total ..	2,859	5,042	7,901

(a) Please see note (a) under 2 Capital Accounts.

## CANALS IN ROHRI.

No. 6.—Statement comparing Capital Cost to end of 1923-24 with sanctioned estimates.

Particulars.	Charges against closed sanctions.			Current sanctions.			Total charges to date against old and current sanctions
	Expenditure against construction estimate.	Expenditure against open capital sanctions.	Total.	Charges to date.	Amount of sanctioned estimate.	Unspent balance of estimate.	
1	2	3	4	5	6	7	8
	Rs.	Rs.	Rs.	Rs.	Rs.	Rs.	Rs.
<b>DIRECT CHARGES.</b>							
Works ..	1,47,284	...	1,47,284	12,707	14,235	1,528	1,59,991
Establishment ..	19,175	...	19,175	2,370	3,061	691	21,545
Tools and Plant ..	-76	...	-76	316	214	-102	240
<b>Total ..</b>	<b>1,66,383</b>	<b>...</b>	<b>1,66,383</b>	<b>15,393</b>	<b>17,510</b>	<b>2,117</b>	<b>1,81,776</b>
<i>Less—Receipts on Capital Account ..</i>	...	...	...	...	...	...	...
<b>Net Total ..</b>	<b>1,66,383</b>	<b>...</b>	<b>1,66,383</b>	<b>15,393</b>	<b>17,510</b>	<b>2,117</b>	<b>1,81,776</b>
<b>INDIRECT CHARGES.</b>							
Capitalized abatement of Land Revenue ..	...	...	...	...	...	...	..
Leave and Pension Allowances ..	2,684	...	2,684	331	428	97	3,015
Audit and Accounts ..	...	...	...	127	143	16	127
<b>Total ..</b>	<b>2,684</b>	<b>...</b>	<b>2,684</b>	<b>458</b>	<b>571</b>	<b>113</b>	<b>3,142</b>
<b>GRAND TOTAL ..</b>	<b>1,69,067</b>	<b>...</b>	<b>1,69,067</b>	<b>15,851</b>	<b>18,081</b>	<b>2,230</b>	<b>1,84,918</b>

Estimates sanctioned for the Arore Canal in G. Rs. (P. W. D.), No. 3274, dated 3rd January 1923 and No. 3274, dated 27th March 1923 .. .. . Rs. 14,397

Estimate for the Luniwah approved by Government in G. M. No. 3,576, dated 12th March 1924 .. .. . 3,684

---

18,081

WESTERN NARA AND PRITCHARD CANAL.

CANAL PROJECT.

No. 2.—Capital Account for, and to end of, 1923-24.

Heads of Account.	Direct Charges.			Cost of construction as now estimated (Construction estimate closed during 1921-22.)	Expenditure against closed estimates.
	Previous.	1923-24.	Total.		
1	2	3	4	5	6
<b>I.—WORKS.</b>	Rs.	Rs.	Rs.	Rs.	Rs.
Unclassified outlay ...	(a) 16,47,206	..	16,47,206	16,47,206	16,47,206
Total I—Works ...	16,47,206	..	16,47,206	16,47,206	16,47,206
<b>II.—ESTABLISHMENT.</b>					
1 and 2. Direction and Accounts ..	(a) 3,71,150	..	3,71,150	3,71,150	3,71,150
3. Executive ..					
4. Medical .. ..					
Total Establishment ..	3,71,150	..	3,71,150	3,71,150	3,71,150
III.—TOOLS AND PLANT ..	(a) 12,614	..	12,614	12,614	12,614
IV.—Suspense Accounts ..	..	..	..	..	..
Grand Total ..	(a) 20,30,970	..	20,30,970	20,30,970	20,30,970
V.—Less—Receipts on Capital Account Net Outlay ..	20,30,970	..	20,30,970	20,30,970	20,30,970

## PUBLIC WORKS DEPARTMENT, IRRIGATION BRANCH.

## WESTERN NARA AND PRITCHARD CANAL.

## CANAL PROJECT.

## No. 2.—Capital Account for, and to end of, 1923-24.

Heads of Account.  1	Direct Charges.			Cost of Construction as now estimated (Construction estimate closed during 1921-22.)  5	Expenditure against closed estimates.  6
	Previous.  2	1923-24.  3	Total.  4		
	Rs.	Rs.	Rs.	Rs.	Rs.
<i>Apportionment.</i>					
Chargeable to 15—Other Revenue expenditure .. ..	20,30,970	..	20,30,970	20,30,970	20,30,970
Chargeable to 55—Construction of Irrigation Works .. ..	..	..	..	..	..
Total ..	20,30,970	..	20,30,970	20,30,970	20,30,970

(a) Previous Capital outlay brought forward as the work has been reclassified under the head 55—Construction of Irrigation Works—(Productive), *vide* G.R. (P.W.D.) No. 1606 dated 30th November 1923.



WESTERN NARA AND PRITCHARD CANAL.

No. 3.—Revenue Account for, and to end of, 1923-24.

Receipts.	TOTAL.			Charges.	TOTAL.		
	Previous.	1923-24.	Total.		Previous.	1923-24.	Total.
	Rs.	Rs.	Rs.		Rs.	Rs.	Rs.
<b>I.—DIRECT RECEIPTS.</b>				<b>I.—EXTENSIONS AND IMPROVEMENTS.</b>			
1. Water rates from Irrigation ..	...	6,209	6,209				
3. Sales of water ..	...	294	294				
5. Plantations ..	...	1,140	1,140	2. Main Canals and Branches ..	...	843	843
6. Other canal produce ..	...	793	793				
9. Rents of buildings ..	...	10	10	Total ..	...	843	843
10. Fines ..	...	1,019	1,019				
11. Miscellaneous receipts ..	...	5,322	5,322	<b>II.—MAINTENANCE AND REPAIRS.</b>			
12. Deduct—Refunds ..	...	1,101	1,101	2. Main Canals and Branches ..	...	2,84,392	2,84,392
Total ..	...	13,686	13,686	Total ..	...	2,84,392	2,84,392
<b>II.—INDIRECT RECEIPTS.</b>							
Irrigation share of Land Revenue collected in the Civil Department.	...	7,55,507	7,55,507				
4 per cent. on 9/10ths of the proceeds from sales of occupancy rights per Govt. of India Nos. 53 and 58-A. I., dated respectively 20th June and 1st August 1889, communicated in Government Resolution No. 1209, dated 10th July, and No. 1913, dated 7th November 1889..	...	12,466	12,466	<b>IV.—ESTABLISHMENT.</b>			
				1 and 2. Direction and Accounts. }	...	64,452	64,452
				3. Executive .. }			
Total ..	...	7,67,973	7,67,973	Total ..	...	64,452	64,452
Total, Receipts ..	...	7,81,659	7,81,659	<b>V.—TOOLS AND PLANT ..</b>	...	1,801	1,801
Carried over ..	..	7,81,659	7,81,659	Carried over ..	...	3,51,488	3,51,488

## WESTERN NARA AND PRITCHARD PROJECT.

No. 3.—Revenue Account for, and to end of, 1923-24.

Receipts.	TOTAL.			Charges.	TOTAL.		
	Previous.	1923-24.	Total.		Previous.	1923-24.	Total.
	Rs.	Rs.	Rs.		Rs.	Rs.	Rs.
Brought forward ..	..	7,81,659	7,81,659	Brought forward..	...	3,51,488	3,51,488
<i>Note.</i> —Loss to the canal on account of difference between assessment of water-rates on jaghir lands and assessment at the ordinary rates in force for Government lands noted here per Government of India Letter No. 233-1., dated 14th June 1883, communicated under Government Resolution No. 400, dated 11th August 1883.				Profit and Loss—			
				VI.—REFUNDS OF REVENUE.			
				Less receipt on Revenue Account ..	...	1,443	1,443
				Total ..	...	3,50,045	3,50,045
				Share of collection charges in the Civil Department.	...	45,730	45,730
				Total, Direct Charges ..	...	3,95,775	3,95,775
				Indirect charges debitable to Revenue Account as per Account No. 5 ..	...	11,875	11,875
				Total, Charges ..	...	4,07,650	4,07,650
				Balance Net Revenue ..	...	3,74,009	3,74,00
				GRAND TOTAL..	...	7,81,659	7,81,659
To end of 1922-23— Rs. ....							
Loss for 1923-24— Rs. 37,339							

N.B.—Construction Estimate closed during 1921-22, vide G. R. No. 1606, dated 30th November 1923.

WESTERN NARA AND PRITCHARD CANAL.

No. 4.—Interest Account for, and to end of, 1923-24.

	Amount Rs.		Amount Rs.
Total interest charges to end of 1922-23 .. ..	..	Net Revenue realized to end of 1922-23 as per No. 3 .. ..	..
Interest charges for the year 1923-24 .. ..	69,534	Net Revenue realized during 1923-24 as per No. 3 .. ..	3,74,009
On Rs. 19,46,406 capital outlay to end of 1916-17 at the average rate 3.3252 per cent. ..	Rs. 64,722	Total Net Revenue realized to end of the year as per No. 3 .. ..	3,74,009
On subsequent outlay Rs. 84,564 at the average rate 5.69 per cent. ..	4,812	Balance net interest charges .. ..	3,04,475
Total .. ..	69,534	Total .. ..	69,534

No. 5.—Account of Indirect Charges for, and to end of, 1923-24.

Particulars.	Previous.	1923-24.	Total.	Particulars.	Previous.	1923-24.	Total.
	Rs.	Rs.	Rs.		Rs.	Rs.	Rs.
<b>CAPITAL ACCOUNT.</b>				<b>REVENUE ACCOUNT.</b>			
1. Capitalized abatement of Land Revenue .. ..	..	..	..	1. Capitalized abatement of Land Revenue .. ..	..	..	..
2. Leave and Pension Allowances .. ..	(a)51,958	..	51,958	2. Leave and Pension Allowances .. ..	..	9,023	9,023
3. Audit and Accounts Establishment .. ..	..	..	..	3. Audit and Accounts Establishment .. ..	..	2,852	2,852
Total .. ..	51,958	..	51,958	Total .. ..	..	11,875	11,875

Please see note (a) under account No. 2,

## WESTERN NARA AND PRITCHARD CANAL.

No. 6.—Statement comparing Capital Cost to end of 1923-24 with sanctioned Estimates.

Particulars.	Charges against closed sanctions.			Current Sanctions.			Total charges to date against old and current sanctions.
	Expenditure against construction Estimate.	Expenditure against open Capital sanctions.	Total.	Charges to date.	Amount of sanctioned Estimate.	Unspent balance of Estimate.	
1	2	3	4	5	6	7	8
	Rs.	Rs.	Rs.	Rs.	Rs.	Rs.	Rs.
<b>DIRECT CHARGES.</b>							
Works ..	16,47,206	...	16,47,206	...	...	...	16,47,206
Establishment ..	3,71,150	...	3,71,150	...	...	...	3,71,150
Tools and Plant ..	12,614	...	12,614	...	...	...	12,614
Suspense Accounts ..	...	...	...	...	...	...	...
Total ..	20,30,970	...	20,30,970	...	...	...	20,30,970
Less—Receipts on Capital Account ..	...	...	...	...	...	...	...
Net Total ..	20,30,970	...	20,30,970	...	...	...	20,30,970
<b>INDIRECT CHARGES.</b>							
Capitalized abatement of Land Revenue ..	...	...	...	...	...	...	...
Leave and Pension Allowances ..	51,958	...	51,958	...	...	...	51,958
Total ..	51,958	...	51,958	...	...	...	51,958
<b>GRAND TOTAL..</b>	<b>20,82,928</b>	...	<b>20,82,928</b>	...	...	...	<b>20,82,928</b>

PHITTA CANAL.

CANAL PROJECT.

No. 2.—Capital Account for, and to end of, 1923-24.

Heads of Account.	Direct charges.			Cost of construction as now estimated (construction estimate closed during 1921-22).	Expenditure against closed estimates
	Previous.	1923-24.	Total.		
1	2	3	4	5	6
	Rs.	Rs.	Rs.	Rs.	Rs.
<b>I.—WORKS.</b>					
Unclassified outlay .. ..	(a) 21,582	..	21,582	21,582	21,582
Total, I—Works ..	21,582	..	21,582	21,582	21,582
<b>II.—ESTABLISHMENT.</b>					
1 and 2. Direction and Accounts ..	4,041	..	4,041	4,041	4,041
3. Executive .. ..					
Total, Establishment ..	4,041	..	4,041	4,041	4,041
<b>III.—TOOLS AND PLANT</b> ..	—53	..	—53	—53	—53
<b>IV.—Suspense Accounts</b> .. ..	..	..	..	..	..
Grand Total ..	25,570	..	25,570	25,570	25,570
<b>V.—Less—Receipts on Capital Account.</b>					
Net Outlay ..	25,570	..	25,570	25,570	25,570
<i>Apportionment.</i>					
Chargeable to 15, Other Revenue Expenditure, etc.	25,570	..	25,570	25,570	25,570
Chargeable to 55, Construction of Irrigation Works.	..	..	..	..	..
Total ..	25,570	..	25,570	25,570	25,570

(a) Previous Capital outlay brought forward as the work has been classified under the head 55, Construction of Irrigation Works (Productive), vide G. R. (P. W. D.) No. 1606, dated 30th November 1923.

130 PUBLIC WORKS DEPARTMENT, IRRIGATION BRANCH

PHITTA PROJECT.

No. 3.—Revenue Account for, and to end of, 1923-24.

Receipts.	TOTAL.			Charges.	TOTAL.		
	Previous.	1923-24.	Total.		Previous.	1923-24.	Total.
	Rs.	Rs.	Rs.		Rs.	Rs.	Rs.
<b>I.—DIRECT RECEIPTS.</b>				<b>II.—MAINTENANCE AND REPAIRS.</b>			
6. Other canal produce ..	...	10	10	2. Main Canals and Branches ..	...	3,763	3,763
11. Miscellaneous receipts ..	...	197	197	Total ..	...	3,763	3,763
Total ..	...	207	207				
<b>II.—INDIRECT RECEIPTS.</b>				<b>IV.—ESTABLISHMENT.</b>			
Irrigation share of Land Revenue collected in the Civil Department.	...	9,221	9,221	1 and 2. Direction and Accounts. }	...	850	850
4 per cent. on 9/10ths of the proceeds from sales of occupancy rights per Govt. of India Nos. 53 and 58-A, I., dated respectively 20th June and 1st August 1889, communicated in Government Resolution No. 1209, dated 10th July, and No. 1913, dated 7th November 1889 ..	...	503	503	3. Executive .. }	...	850	850
Total ..	...	9,724	9,724	Total ..	...	850	850
Total, Receipts ..	...	9,931	9,931	<b>V.—TOOLS AND PLANT ..</b>	...	5	5
				Total ..	...	4,618	4,618
				Share of collection charges in the Civil Department.	...	553	553
<i>Note.—Loss to the canal on account of difference between assessment of water-rates on jaghir lands and assessment at the ordinary rates in force for Government lands noted here per Government of India Letter No. 233-I., dated 14th June 1883, communicated under Government Resolution No. 400, dated 11th August 1883.</i>				Total, Direct Charges ..	...	5,171	5,171
To end of 1922-23—Rs. ...				Indirect charges debitable to Revenue Account as per Account No. 5 ..	...	157	157
Loss for 1923-24—Rs. 283.				Total, Charges ..	...	5,328	5,328
<b>GRAND TOTAL..</b>	...	9,931	9,931	Balance Net Revenue ..	...	4,603	4,603
				<b>GRAND TOTAL</b>	...	9,931	9,931

N.B.—Construction Estimate closed during 1921-22, vide G. R. No. 1606, dated 30th November 1923.

PHITTA CANAL.

CANAL PROJECT.

No. 4.—Interest Account for, and to end of, 1923-24.

	Amount Rs.		Amount Rs.
Total Interest charges to end of 1922-23 .. ..	..	Net Revenue realized to end of 1922-23 as per No. 3 .. ..	..
Interest charges for the year 1923-24 .. ..	875	Net Revenue realized during 1923-24 as per No. 3 .. ..	4,603
On capital outlay to end of 1916-17 Rs. 24,557 at the average rate 3.3252 per cent. ..	Rs. 817	Total Net Revenue realized to end of the year as per No. 3 ..	4,603
On subsequent outlay Rs. 1,013 at the average rate 5.69 per cent. ..	Rs. 58	Balance net interest charges ..	-3,728
Total ..	875	Total ..	875

No. 5.—Account of Indirect Charges for, and to end of, 1923-24.

Particulars.	Previous.	1923-24.	Total.	Particulars.	Previous.	1923-24.	Total.
	Rs.	Rs.	Rs.		Rs.	Rs.	Rs.
<b>CAPITAL ACCOUNT.</b>				<b>REVENUE ACCOUNT.</b>			
1. Capitalized abatement of Land Revenue ..	..	..	..	1. Capitalized abatement of Land Revenue ..	..	..	..
2. Leave and Pension Allowances ..	(a) 566	..	566	2. Leave and Pension Allowances ..	..	119	119
3. Audit and Accounts Establishment ..	..	..	..	3. Audit and Accounts Establishment ..	..	38	38
Total ..	566	..	566	Total ..	..	157	157

(a) Please see note (a) under No. 2—Capital Accounts.

## PHITTA CANAL.

## CANAL PROJECT.

No. 6.—Statement comparing Capital Cost to end of 1923-24 with sanctioned Estimates.

Particulars.	Charges against closed sanctions.			Current Sanctions.			Total charges to date against old and current sanctions.
	Expenditure against construction Estimate.	Expenditure against open Capital sanctions.	Total.	Charges to date.	Amount of sanctioned Estimate.	Unspent balance of Estimate.	
1	2	3	4	5	6	7	8
	Rs.	Rs.	Rs.	Rs.	Rs.	Rs.	Rs.
<b>DIRECT CHARGES.</b>							
Works ..	21,582	...	21,582	...	...	...	21,582
Establishment ..	4,041	...	4,041	...	...	...	4,041
Tools and Plant ..	—53	...	—53	...	...	...	—53
Total ..	25,570	...	25,570	...	...	...	25,570
Less—Receipts on Capital Account ..	...	...	...	...	...	...	...
Net Total ..	25,570	...	25,570	...	...	...	25,570
<b>INDIRECT CHARGES.</b>							
Capitalized abatement of Land Revenue ..	...	...	...	...	...	...	...
Leave and Pension Allowances ..	566	...	566	...	...	...	566
Total ..	566	...	566	...	.....	...	566
<b>GRAND TOTAL..</b>	26,136	...	26,136	...	...	...	26,136



MARVIWAH.

CANAL PROJECT.

No. 2.—Capital Account for, and to end of, 1923-24.

Heads of Account.	Direct Charges.			Cost of Construction as now estimated (Construction estimate closed during 1921-22).	Expenditure against closed estimates.
	Previous.	1923-24.	Total.		
1	2	3	4	5	6
<b>I.—WORKS.</b>					
	Rs.	Rs.	Rs.	Rs.	Rs.
Unclassified outlay ..	(a) 7,837	..	7,837	7,837	7,837
Total I—Works ..	7,837	..	7,837	7,837	7,837
<b>II.—ESTABLISHMENT.</b>					
1 and 2. Direction and Accounts ..	} (a) 1,632	..	1,632	1,632	1,632
3. Executive ..					
Total, Establishment ..	1,632	..	1,632	1,632	1,632
<b>III.—TOOLS AND PLANT</b> ..					
	(a) 38	..	38	38	38
<b>IV.—Suspense Accounts</b> ..					
	..	..	..	..	..
Grand Total ..	9,507	..	9,507	9,507	9,507
<b>V.—Less—Receipts on Capital Account</b>					
Net Outlay ..	9,507	..	9,507	9,507	9,507
<i>Apportionment.</i>					
Chargeable to 15—Other Revenue expenditure, etc.	9,507	..	9,507	9,507	9,507
Chargeable to 55—Construction of Irrigation Works.	..	..	..	..	..
Total ..	9,507	..	9,507	9,507	9,507

(a) Previous Capital outlay brought forward as the work has been reclassified under the head "55—Construction of Irrigation Works (Productive)," vide G. R. (P. W. D.), No. 1606, dated 30th November 1923.

## MARVIWAH.

No. 3.—Revenue Account for, and to end of, 1923-24.

Receipts.	TOTAL.			Charges.	TOTAL.		
	Previous.	1923-24.	Total.		Previous.	1923-24.	Total.
I.—DIRECT RECEIPTS ..	Rs. ...	Rs. ...	Rs. ...	I.—EXTENSIONS AND IMPROVEMENTS ..	Rs. ...	Rs. ...	Rs. ...
II.—INDIRECT RECEIPTS.				II.—MAINTENANCE AND REPAIRS.			
Irrigation share of Land Revenue collected in the Civil Department.	...	12,305	12,305	2. Main Canals and Branches ..	...	10,699	10,699
4 per cent. on 9/10ths of the proceeds from sales of occupancy rights per Govt. of India Nos. 53 and 58-A. I., dated respectively 20th June and 1st August 1889, communicated in Government Resolution No. 1209, dated 10th July, and No. 1913, dated 7th November 1889 ..	...	890	890	Total ..	...	10,699	10,699
Total ..	...	13,195	13,195	III.—COMPENSATION ..	...	...	...
Total Receipts ..	...	13,195	13,195	IV.—ESTABLISHMENT.			
				1 and 2. Direction and Accounts. }	...	2,420	2,420
				3. Executive ..			
				Total ..	...	2,420	2,420
				V.—TOOLS AND PLANT ..	...	13	13
				Total ..	....	13,132	13,132
				Share of collection charges in the Civil Department.	...	738	738
				Total direct charges ..	...	13,870	13,870
				Indirect charges debitable to Revenue Account as per Account No 5 ..	...	446	446
				Total charges ..	...	14,316	14,316
				Balance Net Revenue ..	...	-1,121	-1,121
				GRAND TOTAL ..	...	13,195	13,195

Note.—Loss to the canal on account of difference between assessment of water-rates on jaghir lands and assessment at the ordinary rates in force for Government lands noted here per Government of India Letter No. 233-I., dated 14th June 1883, communicated under Government Resolution No. 400, dated 11th August 1883.

To end of 1922-23  
Rs. ..

Loss for 1923-24.  
Rs. ..

MARVIWAH CANAL.

CANAL PROJECT.

No. 4.—Interest Account for, and to end of, 1923-24.

	Amount. Rs.		Amount. Rs.
Total interest charges to end of 1922-23 .. ..	..	Net Revenue realized to end of 1922-23 as per No. 3 .. ..	..
Interest charges for the year 1923-24 .. ..	316	Net Revenue realized during 1923-24 as per No. 3 .. ..	--1,121
On capital outlay Rs. 9,507 to end of 1916-17 at the average rate 3.325 per cent. Rs. 316 ..	..	Total Net Revenue realised to end of the year as per No. 3..	-1,121
		Balance net interest charges ..	1,437
<b>Total ..</b>	<b>316</b>	<b>Total ..</b>	<b>316</b>

No. 5.—Account of Indirect Charges for, and to end of, year 1923-24.

Particulars.	Previous.	1923-24.	Total.	Particulars.	Previous.	1923-24.	Total.
	Rs.	Rs.	Rs.		Rs.	Rs.	Rs.
<b>CAPITAL ACCOUNT.</b>				<b>REVENUE ACCOUNT.</b>			
1. Capitalized abatement of Land Revenue ..	..	..	..	1. Capitalized abatement of Land Revenue ..	..	..	..
2. Leave and Pension Allowances ..	(a) 230	..	230	2. Leave and Pension Allowances ..	..	339	339
3. Audit and Accounts Establishment ..	..	..	..	3. Audit and Accounts Establishment ..	..	107	107
<b>Total ..</b>	<b>230</b>	<b>..</b>	<b>230</b>	<b>Total ..</b>	<b>..</b>	<b>446</b>	<b>446</b>

(a) Please see note (a) under 2, Capital Account.

## MARVIWAH.

## CANAL PROJECT.

No. 6.—Statement comparing Capital Cost to end of 1923-24 with sanctioned estimates.

Particulars.	Charges against closed sanctions.			Current sanctions.			Total charges to date against old and current sanctions.
	Expenditure against construction estimate.	Expenditure against open capital sanctions.	Total.	Charges to date.	Amount of sanctioned estimate.	Unspent balance of estimate.	
1	2	3	4	5	6	7	8
	Rs.	Rs.	Rs.	Rs.	Rs.	Rs.	Rs.
<b>DIRECT CHARGES.</b>							
Works .. ..	7,837	..	7,837	..	..	..	7,837
Establishment ..	1,632	..	1,632	..	..	..	1,632
Tools and Plant ..	38	..	38	..	..	..	38
Total ..	9,507	..	9,507	..	..	..	9,507
Less—Receipts on Capital Account ..	..	..	..	..	..	..	..
Net total ..	9,507	..	9,507	..	..	..	9,507
<b>INDIRECT CHARGES.</b>							
Capitalized abatement of Land Revenue ..	..	..	..	..	..	..	..
Leave and Pension Allowances ..	230	..	230	..	..	..	230
Total ..	230	..	230	..	..	..	230
GRAND TOTAL ..	9,737	..	9,737	..	..	..	9,737

## GHARO MAHAMUDO.

## CANAL PROJECT.

## No. 2.—Capital Account for, and to end of, 1923-24.

Heads of Account.  1	Direct Charges.			Cost of Construction as now estimated (Construction estimate closed during 1921-22).  5	Expenditure against closed estimate.  6
	Previous.  2	1923-24.  3	Total.  4		
	Rs.	Rs.	Rs.	Rs.	Rs.
Unclassified outlay .. ..	(a) 79,028	..	79,028	79,028	79,028
Total I—Works .. ..	79,028	..	79,028	79,028	79,028
II.—ESTABLISHMENT.					
1 and 2. Direction and Accounts.. } 3. Executive .. .. }	(a) 26,735	..	26,735	26,735	26,735
Total, Establishment .. ..	26,735	..	26,735	26,735	26,735
III.—TOOLS AND PLANT .. ..	(a) 277	..	277	277	277
IV.—Suspense Accounts .. ..	..	..	..	..	..
Grand Total .. ..	(a) 1,06,040	..	1,06,040	1,06,040	1,06,040
V.—Less—Receipts on Capital Account .. ..	..	..	..	..	..
Net Outlay .. ..	1,06,040	..	1,06,040	1,06,040	1,06,040
Apportionment.					
Chargeable to 15—Other revenue expenditure .. ..	1,06,040	..	1,06,040	1,06,040	1,06,040
Chargeable to 55—Construction of Irrigation Works .. ..	..	..	..	..	..
Total .. ..	1,06,040	..	1,06,040	1,06,040	1,06,040

(a) Previous capital outlay brought forward as the work has been reclassified under the head 55—Construction of Irrigation Works (Productive) vide G. R. (P. W. D.) No. 1606, dated 30th November 1923.

## GHARO MAHAMUDO.

## CANAL PROJECT.

No. 3.—Revenue Account for, and to end of, 1923-24.

Receipts.	TOTAL.			Charges.	TOTAL.		
	Previous.	1923-24.	Total.		Previous.	1923-24.	Total.
	Rs.	Rs.	Rs.		Rs.	Rs.	Rs.
<b>I.—DIRECT RECEIPTS.</b>				<b>I—EXTENSIONS AND IMPROVEMENTS.</b>			
1. Water-rates from irrigation ..	..	4,822	4,822	2. Main Canals and Branches ..	..	5,216	5,215
5. Plantations ..	..	18	18				
6. Other canal produce ..	..	1,140	1,140				
10. Fines ..	..	473	473				
11. Miscellaneous receipts ..	..	397	397				
12. Deduct refunds ..	..	12	12	Total ..	..	5,216	5,216
Total ..	..	6,838	6,838	<b>II—MAINTENANCE AND REPAIRS.</b>			
				2. Main Canals and Branches ..	..	33,194	33,194
<b>II.—INDIRECT RECEIPTS.</b>				Total ..	..	33,194	33,194
Irrigation share of Land Revenue collected in the Civil Department. ..	..	1,57,310	1,57,310				
4 per cent. on 9/10ths of the proceeds from sales of occupancy rights per Govt. of India Nos. 53 and 58-A. I., dated respectively 20th June and 1st August 1889, communicated in Government Resolution No. 1209, dated 10th July, and No. 1913, dated 7th November 1889 ..	..	2,747	2,747	<b>III—COMPENSATION</b> ..	..	..	..
				<b>IV—ESTABLISHMENT.</b>			
				1 and 2. Direction and Accounts ..	..	27,195	27,195
				3. Executive ..	..		
Total ..	..	1,60,057	1,60,057	Total ..	..	27,195	27,195
Total receipts ..	..	1,66,895	1,66,895	<b>V.—TOOLS AND PLANT</b> ..	..	953	953
Carried over ..	..	1,66,895	1,66,895	Carried over ..	..	66,558	66,558

ADMINISTRATIVE ACCOUNTS FOR THE YEAR 1923-24.

139

GHARO MAHAMUDO

CANAL PROJECT.

No. 5.—Revenue Account for, and to end of, 1923-24.

Receipts.	TOTAL.			Charges.	TOTAL.		
	Previous.	1923-24.	Total.		Previous.	1923-24.	Total.
	Rs.	Rs.	Rs.		Rs.	Rs.	Rs.
Brought forward..	..	1,66,895	1,66,895	Brought forward..	..	66,558	66,558
<p><i>Note.</i>—Loss to the canal on account of difference between assessment of water-rates on jaghir lands and assessment at the ordinary rates in force for Government lands noted here per Government of India Letter No. 233-I, dated 14th June 1883, communicated under Government Resolution No. 400, dated 11th August 1883.</p>				Profit and Loss— VI.—REFUNDS OF REVENUE.			
				Suspense Account..	..	2,724	2,724
				Less—Receipts on revenue account..	..	454	454
				Total ..	..	68,828	68,828
				Share of collection charges in the Civil Department.	..	9,755	9,755
				Total direct charges ..	..	78,583	78,583
				Indirect charges debitable to Revenue Account as per Account No. 5 ..	..	4,191	4,191
				Total charges ..	..	82,774	82,774
				Balance Net Revenue ..	..	84,121	84,121
				GRAND TOTAL..	..	1,66,895	1,66,895
To end of 1922-23 .. ..	Rs.						
Loss for 1923-24 .. 41,028							
Total ..							
GRAND TOTAL..	..	1,66,895	1,66,895	GRAND TOTAL..	..	1,66,895	1,66,895

N.B.—Construction Estimate closed during 1921-22, vide G. R. No. 1606, dated 30th November 1923.

## GHARO MAHAMUDO.

## No. 4.—Interest Account for, and to end of, 1923-24.

	Amount.		Amount.
	Rs.		Rs.
Total interest charges to end of 1922-23 .. ..	..	Net Revenue realized to end of 1922-23 as per No. 3 .. ..	..
Interest charges for the year 1923-24 .. ..	3,840	Net Revenue realized during 1923-24 as per No. 3 .. ..	84,121
On Capital outlay to end of 1916-17 Rs. 92,729 at the average rate 3.3252 per cent. ..Rs. 3,083		Total Net Revenue realized to end of the year as per No. 3..	84,121
On subsequent outlay Rs. 13,311 at the average rate 5.69 per cent. ..Rs. 757		Balance net interest charges ..	— 80,281
Total ..	3,840	Total ..	3,840

## No. 5.—Account of Indirect Charges for, and to end of, 1923-24.

Particulars.	Previous.	1923-24.	Total.	Particulars.	Previous.	1923-24.	Total.
	Rs.	Rs.	Rs.		Rs.	Rs.	Rs.
<b>CAPITAL ACCOUNT.</b>				<b>REVENUE ACCOUNT.</b>			
1. Capitalized abatement of Land Revenue .. ..	..	..	..	1. Capitalized abatement of Land Revenue .. ..	..	..	..
2. Leave and Pension Allowances .. (a) 3,745	..	..	3,745	2. Leave and Pension Allowances .. ..	..	3,807	3,807
3. Audit and Accounts Establish-ment .. ..	..	..	..	3. Audit and Accounts Establish-ment .. ..	..	384	384
Total ..	3,745	..	3,745	Total ..	..	4,191	4,191

(a) Please see note (a) under No. 2—Capital Account.



GHARO MAHAMUDO.

No. 6.—Statement comparing Capital Cost to end of 1923-24 with sanctioned Estimates.

Particulars.	Charges against closed sanctions.			Current sanctions.			Total charges to date against old and current sanctions.
	Expenditure against construction estimate.	Expenditure against open capital sanctions.	Total.	Charges to date.	Amount of sanctioned estimate.	Unspent balance of estimate.	
1	2	3	4	5	6	7	8
	Rs.	Rs.	Rs.	Rs.	Rs.	Rs.	Rs.
<b>DIRECT CHARGES.</b>							
Works ..	79,028	..	79,028	..	..	..	79,028
Establishment ..	26,735	..	26,735	..	..	..	26,735
Tools and Plant ..	277	..	277	..	..	..	277
Total ..	1,06,040	..	1,06,040	..	..	..	1,06,040
Less Receipts on Capital Account ..	..	..	..	..	..	..	..
Net Total ..	1,06,040	..	1,06,040	..	..	..	1,06,040
<b>INDIRECT CHARGES.</b>							
Capitalized abatement of Land Revenue ..	..	..	..	..	..	..	..
Leave and Pension Allowances ..	3,745	..	3,745	..	..	..	3,745
Total ..	3,745	..	3,745	..	..	..	3,745
<b>GRAND TOTAL..</b>	<b>1,09,785</b>	<b>..</b>	<b>1,09,785</b>	<b>..</b>	<b>..</b>	<b>..</b>	<b>1,09,785</b>

## KARI SHUMALI.

## CANAL PROJECT.

No. 2.—Capital Account for, and to end of, 1923-24.

Heads of Account.	Direct Charges.			Cost of Construction as now estimated (Construction estimate closed during 1921-22.)	Expenditure against closed estimates.
	Previous.	1923-24.	Total.		
1	2	3	4	5	6
<b>I.—WORKS.</b>	Rs.	Rs.	Rs.	Rs.	Rs.
Unclassified outlay .. ..	(a) 10,823	..	10,823	10,823	10,823
Total I.—Works .. ..	10,823	..	10,823	10,823	10,823
<b>II.—ESTABLISHMENT</b>					
1 and 2. Direction and Accounts ..	} (a) 4,302	..	4,302	4,302	4,302
3. Executive .. ..					
Total, Establishment .. ..	4,302	..	4,302	4,302	4,302
<b>III.—TOOLS AND PLANT</b> .. ..	(a) 66	..	66	66	66
<b>IV.—Suspense Accounts</b> .. ..	..	..	..	..	..
Grand Total .. ..	(a) 15,191	..	15,191	15,191	15,191
<b>V.—Less Receipts on Capital Account</b>	..	..	..	..	..
Net Outlay .. ..	15,191	..	15,191	15,191	15,191
<i>Apportionment.</i>					
Chargeable to 15—Other Revenue Expenditure.	(a) 15,191	..	15,191	15,191	15,191
Chargeable to 55—Construction of Irrigation Works.	..	..	..	..	..
Total .. ..	15,191	..	15,191	15,191	15,191

(a) Previous Capital outlay brought forward as the canal has been reclassified under the head "55, Construction of Irrigation Works (Productive)" vide G. R. (P. W. D.) No. 1606, dated 30th November 1923.

KARI SHUMALI.

CANAL PROJECT.

No. 3.—Revenue Account for, and to end of, 1923-24.

Receipts.	TOTAL.			Charges.	TOTAL.		
	Previous.	1923-24.	Total.		Previous.	1923-24.	Total.
	Rs.	Rs.	Rs.		Rs.	Rs.	Rs.
<b>I. DIRECT RECEIPTS.</b>				<b>I EXTENSIONS AND IMPROVEMENTS.</b>			
1. Water - rates from Irrigation ..	..	2,146	2,146	2. Main Canals and Branches ..	..	263	263
5. Plantations ..	..	2	2				
6. Other canal produce ..	..	535	535				
10. Fines ..	..	12	12				
11. Miscellaneous receipts ..	..	75	75				
				Total ..	..	263	263
Total ..	..	2,770	2,770	<b>II. MAINTENANCE AND REPAIRS.</b>			
				2. Main Canals and Branches ..	..	17,282	17,282
<b>II. INDIRECT RECEIPTS.</b>							
Irrigation share of Land Revenue collected in the Civil Department.	..	65,393	65,393				
				Total ..	..	17,282	17,282
4 per cent. on 9/10ths of the proceeds from sales of occupancy rights per Govt. of India Nos. 53 and 58-A. I., dated respectively 20th June and 1st August 1889, communicated in Government Resolution No. 1209, dated 10th July, and No. 1913, dated 7th November 1889 ..	..	3,305	3,305	<b>III. COMPENSATION.</b>	..	..	..
				<b>IV. ESTABLISHMENT.</b>			
				1 and 2. Direction and Accounts ..	..	12,423	12,423
				3. Executive ..			
Total ..	..	68,698	68,698	Total ..	..	12,423	12,423
Total Receipts ..	..	71,468	71,468	<b>V. TOOLS AND PLANT</b> ..	..	228	228
Carried over ..	..	71,468	71,468	Carried over ..	..	30,196	30,196

## KARI SHUMALI,

## CANAL PROJECT.

No. 3.—Revenue Account for, and to end of, 1923-24.

Revenue Receipts.	TOTAL.			Charges.	TOTAL.			
	Previous.	1923-24.	Total.		Previous.	1923-24.	Total.	
	Rs.	Rs.	Rs.		Rs.	Rs.	Rs.	
Brought forward	..	71,468	71,468	Brought forward..	..	30,196	30,196	
<p>Note—Loss to the canal on account of difference between assessment of water-rates on jaghir lands and assessment at the ordinary rates in force for Government lands noted here per Government of India Letter No. 233-L, dated 14th June 1883, communicated under Government Resolution No. 400, dated 11th August 1883.</p> <p>To end of 1922-23 Rs. ..</p> <p>Loss for 1923-24 Rs. 14,545.</p>				Profit and Loss—				
				VI. REFUND OF REVENUE.				
				Total ..	..	30,196	30,196	
				Share of collection charges in the Civil Department.	..	4,053	4,053	
				Total direct charges ..	..	34,249	34,249	
				Indirect charges debitable to Revenue Account as per Account No. 5 ..	..	2,073	2,073	
				Total charges	..	36,322	36,322	
				Balance Net Revenue ..	..	35,146	35,146	
	GRAND TOTAL..	..	71,468	71,468	GRAND TOTAL.	..	71,468	71,468

N. B.—Construction Estimate closed during 1923-24. G. R. No. 1606 dated 30th November 1923.

KARI SHUMALI.

CANAL PROJECT.

No. 4.—Interest Account for, and to end of, 1923-24.

	Amount Rs.		Amount Rs.
Total interest charges to end of 1922-23 .. ..	..	Net Revenue realized to end of 1922-23 as per No. 3 .. ..	..
Interest charges for the year 1923-24 .. ..	623	Net Revenue realized during 1923-24 as per No. 3 .. ..	35,146
On capital outlay to end of 1916-17 Rs. 10,219 at the average rate 3.3252 per cent. ..Rs. 340		Total Net Revenue realized to end of the year as per No. 3 .. ..	35,146
On subsequent outlay Rs. 4,972 at the average rate 5.69 per cent. ..Rs. 283		Balance net interest charges .. ..	—34,523
Total ..	623	Total ..	623

No. 5.—Account of Indirect charges for, and to end of, year 1923-24.

Particulars.	Previous.	1923-24.	Total.	Particulars.	Previous.	1923-24.	Total.
	Rs.	Rs.	Rs.		Rs.	Rs.	Rs.
<b>CAPITAL ACCOUNT.</b>				<b>REVENUE ACCOUNT.</b>			
1. Capitalized abatement of Land Revenue .. ..	..	..	..	1. Capitalized abatement of Land Revenue .. ..	..	159	159
2. Leave and Pension Allowances .. ..	(a) 602	..	602	2. Leave and Pension Allowances .. ..	..	1,739	1,739
3. Audit and Accounts Establishment .. ..	..	..	..	3. Audit and Accounts Establishment .. ..	..	175	175
Total ..	602	..	602	Total ..	..	2,073	2,073

(a) Please see note (a) under 2, Capital Account.

## KARI SHUMALI.

## CANAL PROJECT.

No. 6.—Statement comparing Capital Cost to end of 1923-24 with sanctioned Estimates.

Particulars	Charges against closed sanctions.			Current sanctions.			Total charges to date against old and current sanctions.
	Expenditure against construction estimate.	Expenditure against open capital sanctions.	Total.	Charge to date.	Amount of sanctioned estimate.	Unspent balance of estimate.	
1	2	3	4	5	6	7	8
	Rs.	Rs.	Rs.	Rs.	Rs.	Rs.	Rs.
<b>DIRECT CHARGES.</b>							
Works .. .. .	10,823	..	10,823	..	..	..	10,823
Establishment ..	4,302	..	4,302	..	..	..	4,302
Tools and Plant ..	66	..	66	..	..	..	66
Total ..	15,191	..	15,191	..	..	..	15,191
Less—Receipts on Capital Account ..	..	..	..	..	..	..	..
Net Total ..	15,191	..	15,191	..	..	..	15,191
<b>INDIRECT CHARGES.</b>							
Capitalized abatement of Land Revenue ..	..	..	..	..	..	..	..
Leave and Pension Allowances ..	602	..	602	..	..	..	602
Total ..	602	..	602	..	..	..	602
<b>GRAND TOTAL..</b>	15,793	..	15,793	..	..	..	15,793

NASIRWAH.

CANAL PROJECT.

No. 2.—Capital Account for, and to end of, 1923-24.

Heads of Account. 1	Direct Charges.			Cost of Construction as now estimated. (Construction estimate closed during 1921-22). 5	Expenditure against closed estimates. 6
	Previous. 2	1923-24. 3	Total. 4		
<b>I.—WORKS.</b>	Rs:	Rs.	Rs.	Rs.	Rs.
Unclassified outlay ..	(a) 34,842	..	34,842	34,842	34,842
Total I—Works ..	34,842	..	34,842	34,842	34,842
<b>II.—ESTABLISHMENT.</b>					
1 and 2. Direction and Accounts ..	} (a) 10,840	..	10,840	10,840	10,840
3. Executive ..					
Total Establishment ..	10,840	..	10,840	10,840	10,840
<b>III.—TOOLS AND PLANT</b> ..	(a) —42	..	—42	—42	—42
Grand Total ..	(a) 45,640	..	45,640	45,640	45,640
Net Outlay ..	45,640	..	45,640	45,640	45,640
<i>Apportionment.</i>					
Chargeable to 15—Other Revenue Expenditure.	45,640	..	45,640	45,640	45,640
Total ..	45,640	..	45,640	45,640	45,640

(a) Previous capital outlay brought forward as the Canal has been reclassified under the head "55; Construction of Irrigation Works" (Productive), vide G. R. (P.W.D) No. 1606, dated 30th November 1923.

## NASIRWAH.

## CANAL PROJECT.

No. 3.—Revenue Account for, and to end of, 1923-24.

Receipts.	TOTAL.			Charges.	TOTAL.		
	Previous.	1923-24.	Total.		Previous.	1923-24.	Total
	Rs.	Rs.	Rs.		Rs.	Rs.	Rs.
<b>I.—DIRECT RECEIPTS.</b>				<b>I.—EXTENSIONS AND IMPROVEMENTS</b>	..	..	..
1. Water rates from Irrigation ..	..	31	31				
3. Sales of water ..	..	684	684				
5. Plantations ..	..	17	17				
6. Other canal produce ..	..	876	876				
10. Fines ..	..	36	36				
11. Miscellaneous receipts ..	..	78	78				
				<b>Total ..</b>			
				<b>II.—MAINTENANCE AND REPAIRS.</b>			
<b>Total ..</b>	..	1,722	1,722	2. Main Canals and Franches ..	..	12,847	12,847
<b>II.—INDIRECT RECEIPTS.</b>				<b>Total ..</b>	..	12,847	12,847
Irrigation share of Land Revenue collected in the Civil Department.	..	68,963	68,963				
				<b>III.—COMPENSATION</b>	..	..	..
4 per cent. on 9/10ths of the proceeds from sales of occupancy rights per Govt. of India Nos. 53 and 58-A. I., dated respectively 20th June and 1st August 1889, communicated in Government Resolution No. 1209, dated 10th July, and No. 1913, dated 7th November 1889 ..	..	1,492	1,492	<b>IV.—ESTABLISHMENT.</b>			
				1 and 2. Direction and Accounts ..	..	9,096	9,096
				3. Executive ..	..		
<b>Total ..</b>	..	70,455	70,455	<b>Total ..</b>	..	9,096	9,096
				<b>V.—TOOLS AND PLANT</b>	..	167	167
<b>Total Receipts ..</b>	..	72,177	72,177				
<b>Carried over ..</b>	..	72,177	72,177	<b>Carried over ..</b>	..	22,110	22,110



ADMINISTRATIVE ACCOUNTS FOR THE YEAR 1923-24.

149

NASIRWAH.

CANAL PROJECT.

No. 3.—Revenue Account for, and to end of, 1923-24.

Receipts.	TOTAL.			Charges.	TOTAL.		
	Previous.	1923-24.	Total.		Previous.	1923-24.	Total.
	Rs.	Rs.	Rs.		Rs.	Rs.	Rs.
Brought forward..	..	72,177	72,177	Brought forward..	..	22,110	22,110
<i>Note.</i> —Loss to the canal on account of difference between assessment of water-rates on jaghir lands and assessment at the ordinary rates in force for Government lands noted here per Government of India Letter No. 233-I, 14th June 1883, communicated under Government Resolution No. 400, dated 11th August 1883.				Total ..	..	22,110	22,110
				Share of collection charges in the Civil Department.	..	4,140	4,140
				Total direct charges ..	..	26,250	26,250
				Indirect charges debitable to Revenue Account as per Account No. 5 ..	..	1,401	1,401
				Total charges ..	..	27,651	27,651
To end of 1922-23.. Rs. ..				Balance Net Revenue ..	..	44,526	44,526
Loss for 1923-24.. Rs. 549				GRAND TOTAL..	..	72,177	72,177
GRAND TOTAL...	..	72,177	72,177	GRAND TOTAL..	..	72,177	72,177

N. B.—Construction Estimate closed during 1921-22. G. R. No. 1606, dated 30th November 1923.

## NASIRWAH.

## CANAL PROJECT.

## No. 4.—Interest Account for, and to end of, 1923-24.

	Amount Rs.		Amount Rs.
Total interest charges to end of 1922-23 .. ..	..	Net Revenue realized to end of 1922-23 as per No. 3.. ..	..
Interest charges for the year 1923-24 .. ..	1,747	Net Revenue realized during 1923-24 as per No. 3.. ..	44,526
On capital outlay to end of the year 1916-17 Rs. 35,920 at the average rate 3.3252 per cent. ..Rs. 1,194		Total Net Revenue realized to end of the year as per No. 3 .. ..	44,526
On subsequent outlay Rs. 9,720 at the average rate 5.69 per cent. .. 553		Balance net interest charges ..	-42,779
Total ..	1,747	Total ..	1,747

## No. 5.—Account of Indirect Charges for, and to end of, 1923-24.

Particulars.	Previous.	1923-24.	Total.	Particulars.	Previous.	1923-24.	Total.
	Rs.	Rs.	Rs.		Rs.	Rs.	Rs.
<b>CAPITAL ACCOUNT.</b>				<b>REVENUE ACCOUNT.</b>			
1. Capitalized abatement of Land Revenue .. ..	..	..	..	1. Capitalized abatement of Land Revenue .. ..	..	..	..
2. Leave and Pension Allowances .. (a) 1,517	..	..	1,517	2. Leave and Pension Allowances .. ..	..	1,273	1,273
3. Audit and Accounts Establishment .. ..	..	..	..	3. Audit and Accounts Establishment .. ..	..	128	128
Total ..	1,517	..	1,517	Total ..	..	1,401	1,401

(a) Please see note (a) under 2, Capital Account.

NASIRWAH.

CANAL PROJECT.

No. 6.—Statement comparing Capital Cost to end of 1923-24 with sanctioned Estimates.

Particulars.	Charges against closed sanctions.			Current sanctions.			Total charges to date against old and current sanctions.
	Expenditure against construction estimate.	Expenditure against open capital sanctions.	Total.	Charges to date.	Amount of sanctioned estimate.	Unspent balance of estimate.	
1	2	3	4	5	6	7	8
<b>DIRECT CHARGES.</b>	Rs:	Rs.	Rs.	Rs.	Rs.	Rs.	Rs.
Works .. ..	34,842	..	34,842	..	..	..	34,842
Establishment ..	10,840	..	10,840	..	..	..	10,840
Tools and Plant ..	—42	..	—42	..	..	..	—42
<b>Total ..</b>	<b>45,640</b>	<b>..</b>	<b>45,640</b>	<b>..</b>	<b>..</b>	<b>..</b>	<b>45,640</b>
Less—Receipts on Capital Account ..	..	..	..	..	..	..	..
<b>Net Total ..</b>	<b>45,640</b>	<b>..</b>	<b>45,640</b>	<b>..</b>	<b>..</b>	<b>..</b>	<b>45,640</b>
<b>INDIRECT CHARGES.</b>							
Capitalized abatement of Land Revenue ..	..	..	..	..	..	..	..
Leave and Pension Allowances ..	1,517	..	1,517	..	..	..	1,517
<b>Total ..</b>	<b>1,517</b>	<b>..</b>	<b>1,517</b>	<b>..</b>	<b>..</b>	<b>..</b>	<b>1,517</b>
<b>GRAND TOTAL...</b>	<b>47,157</b>	<b>..</b>	<b>47,157</b>	<b>..</b>	<b>..</b>	<b>..</b>	<b>47,157</b>

## INDUS CANALS (OTHER CANALS, FULELI DISTRICT).

## CANAL PROJECT.

No. 2.—Capital Account for, and to end of, 1923-24.

Heads of Account.	Direct Charges.			Cost of Construction as now estimated. (Construction estimate closed during 1921-22.)	Expenditure against closed estimates.
	Previous.	1923-24.	Total.		
1	2	3	4	5	6
I.—WORKS.	Rs.	Rs.	Rs.	Rs.	Rs.
Unclassified outlay .. ..	(a)86,169	..	86,169	86,169	86,169
Total I.—Works ..	86,169	..	86,169	86,169	86,169
II.—ESTABLISHMENT.					
1 and 2. Direction and Accounts ..	24,180	..	24,180	24,180	24,180
3. Executive .. ..					
Total Establishment ..	24,180	..	24,180	24,180	24,180
III.—TOOLS AND PLANT ..	797	..	797	797	797
IV.—Supense Accounts ..	..	..	..	..	..
Grand Total ..	1,11,146	..	1,11,146	1,11,146	1,11,146
V.—Less—Receipts on Capital Account .. ..	..	..	..	..	..
Net Outlay ..	1,11,146	..	1,11,146	1,11,146	1,11,146
Apportionment.					
Chargeable to 15—Other Revenue Expenditure, etc. ..	1,11,146	..	1,11,146	1,11,146	1,11,146
Chargeable to 55—Construction of Irrigation Works ..	..	..	..	..	..
Total ..	1,11,146	..	1,11,146	1,11,146	1,11,146

(a) Previous capital outlay brought forward as the work has been reclassified under the head 55, Construction of Irrigation Works (Productive): vide G.R. (P.W.D.) No. 1606 dated 30th November 1923.

INDUS CANALS (OTHER CANALS, FULELI DISTRICT).

No. 3.—Revenue Account for, and to end of, 1923-24.

Receipts.	TOTAL.		Total.	Charges.	TOTAL.		Total.
	Previous.	1923-24.			Previous.	1923-24.	
	Rs.	Rs.	Rs.		Rs.	Rs.	Rs.
<b>I.—DIRECT RECEIPTS.</b>				<b>I.—EXTENSIONS AND IMPROVEMENTS</b>			
1. Water rates from Irrigation ..	..	222	222	..	..	..	..
6. Other canal produce ..	..	646	646				
11. Miscellaneous receipts ..	..	185	185				
				Total ..	..	..	..
				<b>II.—MAINTENANCE AND REPAIRS.</b>			
				2. Main Canals and Branches ..	..	18,580	18,580
Total ..	..	1,053	1,053				
<b>II.—INDIRECT RECEIPTS.</b>							
Irrigation share of Land Revenue collected in the Civil Department.	..	70,262	70,262	Total ..	..	18,580	18,580
4 per cent. on 9/10ths of the proceeds from sales of occupancy rights per Govt. of India Nos. 53 and 58-A. I., dated respectively 20th June and 1st August 1889, communicated in Government Resolutions No. 1209, dated 10th July, and No. 1913, dated 17th November 1889..	..	1,214	1,214	<b>IV.—ESTABLISHMENT.</b>			
				1 and 2. Direction and Accounts ..	..	13,155	13,155
				3. Executive ..			
Total ..	..	71,476	71,476	Total ..	..	13,155	13,155
Total Receipts ..	..	72,529	72,529	<b>V.—TOOLS AND PLANT</b> ..	..	241	241
Carried over ..	..	72,529	72,529	Carried over ..	..	31,976	31,976

## INDUS CANALS (OTHER CANALS, FULELI DISTRICT).

No. 3.—Revenue Account for, and to end of, 1923-24.

Receipts.	TOTAL.		Total	Charges.	TOTAL.		Total.	
	Previous.	1923-24.			Previous.	1923-24.		
	Rs.	Rs.	Rs.		Rs.	Rs.	Rs.	
Brought forward..	..	72,529	72,529	Brought forward..	..	31,976	31,976	
<i>Note.</i> —Loss to the canal on account of difference between assessment of water-rates on jaghir lands and assessment at the ordinary rates in force for Government lands noted here per Government of India Letter No. 233-I, dated 14th June 1883, communicated under Government Resolution No. 400, dated 11th August 1883.				Total ..	..	31,976	31,976	
				Share of collection charges in the Civil Department.	..	4,229	4,229	
				Total direct charges ..	..	36,205	36,205	
				Indirect charges debitable to Revenue Account as per Account No. 5 ..	..	2,028	2,028	
				Total charges ..	..	38,233	38,233	
				Balance Net Revenue ..	..	34,296	34,296	
				GRAND TOTAL ..	..	72,529	72,529	
	To end of 1922-23 .. ..							
	Loss for 1923-24 .. 7,214							
	Total..							
GRAND TOTAL..	..	72,529	72,529	GRAND TOTAL ..	..	72,529	72,529	

N.B.—Construction Estimate closed during 1921-22 : G.R. No. 1606, dated 30th November 1923.

INDUS CANALS (OTHER CANALS, FULELI DISTRICT).

No. 4.—Interest Account for, and to end of, 1923-24.

	Amount Rs.		Amount Rs.
Total interest charges to end of 1922-23 .. ..	..	Net Revenue realized to end of 1922-23 as per No. 3.. ..	..
Interest charges for the year 1923-24 .. ..	4,661	Net Revenue realized during 1923-24 as per No. 3 .. ..	34,296
On captial outlay Rs. 70,344 to end of 1916-17 at the average rate 3.3252 per cent.. ..	2,339	Total Net Revenue realized to end of the year as per No. 3 .. ..	34,296
On subsequent outlay Rs. 40,802 at the average rate 5.69 per cent. .. ..	2,322	Balance net interest charges .. ..	-29,635
Total .. ..	4,661	Total .. ..	4,661

No. 5.—Account of Indirect Charges for, and to end of year, 1923-24.

Particulars.	Previous.	1923-24.	Total.	Particulars.	Previous.	1923-24.	Total.
	Rs.	Rs.	Rs.		Rs.	Rs.	Rs.
<b>CAPITAL ACCOUNT.</b>				<b>REVENUE ACCOUNT.</b>			
1. Capitalized abatement of Land Revenue .. ..	..	..	..	1. Capitalized abatement of Land Revenue .. ..	..	..	..
2. Leave and Pension Allowances .. ..	(a) 3,402	..	3,402	2. Leave and Pension Allowances .. ..	..	1,842	1,842
3. Audit and Accounts Establishment .. ..	..	..	..	3. Audit and Accounts Establishment .. ..	..	186	186
Total .. ..	3,402	..	3,402	Total .. ..	..	2,028	2,028

(a) Please see note (a) under 2 Capital account.

## INDUS CANALS (OTHER CANALS, FULELI CANALS DISTRICT).

No. 6.—Statement comparing Capital Cost to end of 1923-24 with sanctioned Estimates.

Particulars.	Charges against closed sanctions.			Current sanctions.			Total Charges to date against old and current sanctions.
	Expenditure against construction estimate.	Expenditure against open capital sanctions.	Total.	Charges to date.	Amount of sanctioned estimate.	Unspent balance of estimate.	
1	2	3	4	5	6	7	8
	Rs.	Rs.	Rs.	Rs.	Rs.	Rs.	Rs.
<b>DIRECT CHARGES.</b>							
Works .. ..	86,169	..	86,169	..	..	..	86,169
Establishment ..	24,180	..	24,180	..	..	..	24,180
Tools and Plant ..	797	..	797	..	..	..	797
<b>Total ..</b>	<b>1,11,146</b>	<b>..</b>	<b>1,11,146</b>	<b>..</b>	<b>..</b>	<b>..</b>	<b>1,11,146</b>
<i>Less—Receipts on Capital Account ..</i>	<i>..</i>	<i>..</i>	<i>..</i>	<i>..</i>	<i>..</i>	<i>..</i>	<i>..</i>
<b>Net Total ..</b>	<b>1,11,146</b>	<b>..</b>	<b>1,11,146</b>	<b>..</b>	<b>..</b>	<b>..</b>	<b>1,11,146</b>
<b>INDIRECT CHARGES.</b>							
Capitalized abatement of Land Revenue ..	..	..	..	..	..	..	..
Leave and Pension Allowances ..	3,402	..	3,402	..	..	..	3,402
<b>Total ..</b>	<b>3,402</b>	<b>..</b>	<b>3,402</b>	<b>..</b>	<b>..</b>	<b>..</b>	<b>3,402</b>
<b>GRAND TOTAL ..</b>	<b>1,14,548</b>	<b>..</b>	<b>1,14,548</b>	<b>..</b>	<b>..</b>	<b>..</b>	<b>1,14,548</b>



## DAMBHRO CANAL.

## CANAL PROJECT.

## No. 2.—Capital Account for, and to end of, 1923-24.

Heads of Account. .	Direct Charges.			Cost of Construction as now estimated. (Construction estimate closed during 1921-22.)	Expenditure against closed estimates.
	Previous.	1923-24.	Total.		
1	2	3	4	5	6
	Rs.	Rs.	Rs.	Rs.	Rs.
<b>I.—WORKS.</b>					
Unclassified outlay .. ..	(a) 40,671	..	40,671	40,671	40,671
Total I.—Works ..	40,671	..	40,671	40,671	40,671
<b>II.—ESTABLISHMENT.</b>					
1 and 2. Direction and Accounts ..	(a) 9,313	..	9,313	9,313	9,313
3. Executive .. ..					
Total Establishment ..	9,313	..	9,313	9,313	9,313
<b>III.—TOOLS AND PLANT</b> ..	(a) 530	..	530	530	530
<b>IV.—Suspense Accounts</b> ..	..	..	..	..	..
Grand Total ..	50,514	..	50,514	50,514	50,514
<b>V.—Less—Receipts on Capital Account.</b>	..	..	..	..	..
Net Outlay ..	50,514	..	50,514	50,514	50,514
<i>Apportionment.</i>					
Chargeable to 15—Other Revenue Expenditure, etc.	50,514	..	50,514	50,514	50,514
Chargeable to 55—Construction of Irrigation Works.	..	..	..	..	..
Total ..	50,514	..	50,514	50,514	50,514

(a) Previous capital outlay brought forward as the canal has been reclassified under the head 55, Construction of Irrigation Works (Productive): vide G.R. (P.W.D.) No. 1606, dated 30th November 1923.

## DAMBHRO CANAL.

## CANAL PROJECT.

No. 3.—Revenue Account for, and to end of, 1923-24.

Receipts.	TOTAL.			Charges.	TOTAL.		
	Previous.	1923-24.	Total.		Previous.	1923-24.	Total.
	Rs.	Rs.	Rs.		Rs.	Rs.	Rs.
<b>I.—DIRECT RECEIPTS.</b>				<b>I.—EXTENSIONS AND IMPROVEMENTS.</b>			
1. Water rates from Irrigation ..	..	111	111	2. Main Canals and Branches ..	..	797	797
6. Other canal produce ..	..	106	106				
11. Miscellaneous receipts ..	..	66	66				
<b>Total ..</b>	<b>..</b>	<b>283</b>	<b>283</b>	<b>Total ..</b>	<b>..</b>	<b>797</b>	<b>797</b>
<b>I—INDIRECT RECEIPTS.</b>				<b>II.—MAINTENANCE AND REPAIRS.</b>			
Irrigation share of Land Revenue collected in the Civil Department.	..	30,828	30,828	2. Main Canals and Branches ..	..	9,592	9,592
14 per cent. on 9/10ths of the proceeds from sales of occupancy rights per Govt. of India Nos. 53 and 58-A. I., dated respectively 20th June and 1st August 1889, communicated in Government Resolutions No. 1209, dated 10th July, and No. 1913, dated 7th November 1889 ..	..	529	529				
				<b>Total ..</b>	<b>..</b>	<b>9,592</b>	<b>9,592</b>
<b>Total ..</b>	<b>..</b>	<b>31,357</b>	<b>31,357</b>	<b>IV.—ESTABLISHMENT.</b>			
				1 and 2. Direction and Accounts ..	..	7,356	7,356
				3. Executive ..			
<b>Total ..</b>	<b>..</b>	<b>31,357</b>	<b>31,357</b>	<b>Total ..</b>	<b>..</b>	<b>7,356</b>	<b>7,356</b>
<b>Total Receipts ..</b>	<b>..</b>	<b>31,640</b>	<b>31,640</b>	<b>V.—TOOLS AND PLANT ..</b>	<b>..</b>	<b>135</b>	<b>135</b>
<b>Carried over ..</b>	<b>..</b>	<b>31,640</b>	<b>31,640</b>	<b>Carried over ..</b>	<b>..</b>	<b>17,880</b>	<b>17,880</b>

DAMBHRO CANAL.

CANAL PROJECT.

No. 3.—Revenue Account for, and to end of, 1923-24.

Receipts	TOTAL.			Charges.	TOTAL.		
	Previous.	1923-24.	Total.		Previous.	1923-24.	Total.
	Rs.	Rs.	Rs.		R	Rs.	Rs.
Brought forward ..	..	31,640	31,640	Brought forward ..	..	17,880	17,880
<i>Note.</i> —Loss to the canal on account of difference between assessment of water-rates on jaghir lands and assessment at the ordinary rates in force for Government lands noted here per Government of India Letter No. 233-1., dated 14th June 1883, communicated under Government Resolution No. 400, dated 11th August 1883.				Profit and Loss ..	..	..	..
				Total ..	..	17,880	17,880
				Share of collection charges in the Civil Department.	..	1,856	1,856
				Total direct charges ..	..	19,736	19,736
				Indirect charges debit-able to Revenue Account as per Account No. 5 ..	..	1,134	1,134
To end of 1922-23 ..				Total charges ..	..	20,870	20,870
Loss for 1923-24 Rs., 2,841.				Balance Net Revenue ..	..	10,770	10,770
GRAND TOTAL..	..	31,640	31,640	GRAND TOTAL..	..	31,640	31,640

N. B.—Construction Estimate closed during 1921-22. G. R. No. 1606, dated 30th November 1923.

## DAMBHRO CANAL.

## CANAL PROJECT.

## No. 4.—Interest Account for, and to end of, 1923-24.

	Amount Rs.		Amount Rs.
Total interest charges to end of 1922-23 .. ..	..	Net Revenue realized to end of 1922-23 as per No. 3 .. ..	..
Interest charges for the year 1923-24 .. ..	1,738	Net Revenue realized during 1923-24 as per No. 3 .. ..	10,770
On capital outlay Rs. 48,030 to end of 1916-17 at the average rate 3.32,52 per cent. ..Rs. 1,597		Total Net Revenue realized to end of the year as per No. 3 .. ..	10,770
On subsequent outlay Rs. 2,484 at the average rate 5.69 per cent. ..Rs. 141		Balance net interest charges ..	-9,032
Total ..	1,738	Total ..	1,738

## No. 5.—Account of Indirect Charges and to end of year 1923-24.

Particulars.	Previous.	1923-24.	Total.	Particulars.	Previous.	1923-24.	Total.
	Rs.	Rs.	Rs.		Rs.	Rs.	Rs.
<b>CAPITAL ACCOUNT.</b>				<b>REVENUE ACCOUNT.</b>			
1. Capitalized abatement of Land Revenue .. ..	..	..	..	1. Capitalized abatement of Land Revenue .. ..	..	..	..
2. Leave and Pension Allowances .. (a) 1,304	..	..	1,304	2. Leave and Pension Allowances .. ..	..	1,030	1,030
3. Audit and Accounts Establishment .. ..	..	..	..	3. Audit and Accounts Establishment .. ..	..	104	104
Total ..	1,304	..	1,304	Total ..	..	1,134	1,134

(a) Please see note (a) under 2 Capital Account.

## DAMBHRO CANAL

## CANAL PROJECT

No. 6.—Statement comparing Capital Cost to end of 1923-24 with sanctioned Estimates.

Particulars.	Charges against closed sanctions.			Current sanctions.			Total charges to date against old and current sanctions.
	Expenditure against construction estimate.	Expenditure against open capital sanctions.	Total.	Charges to date.	Amount of sanctioned estimate.	Unspent balance of estimate.	
1	2	3	4	5	6	7	8
	Rs.	Rs.	Rs.	Rs.	Rs.	Rs.	Rs.
<b>DIRECT CHARGES.</b>							
Works .. ..	40,671	..	40,671	..	..	..	40,671
Establishment ..	9,313	..	9,313	..	..	..	9,313
Tools and Plant ..	530	..	530	..	..	..	530
Suspense Accounts ..	..	..	..	..	..	..	..
Total ..	50,514	..	50,514	..	..	..	50,514
Less—Receipts on Capital Account ..	..	..	..	..	..	..	..
Net Total ..	50,514	..	50,514	..	..	..	50,514
<b>INDIRECT CHARGE.</b>							
Capitalized abatement of Land Revenue ..	..	..	..	..	..	..	..
Leave and Pension Allowances ..	1,304	..	1,304	..	..	..	1,304
Audit and Accounts ..	..	..	..	..	..	..	..
Total ..	1,304	..	1,304	..	..	..	1,304
<b>GRAND TOTAL..</b>	<b>51,818</b>	<b>..</b>	<b>51,818</b>	<b>..</b>	<b>..</b>	<b>..</b>	<b>51,818</b>

## LLOYD BARRAGE AND CANALS CONSTRUCTION.

## CANAL PROJECT.

No. 2.—Capital Account for, and to end of, 1923-24.

Heads of Account.	Direct Charges.			Cost of Construction as now estimated.	Expenditure against closed estimates.
	Previous.	1923-24.	Total.		
1	2	3	4	5	6
<b>I.—WORKS.</b>	Rs.	Rs.	Rs.	Rs.	Rs.
(1) HEAD WORKS.					
A. Preliminary Expenses ..	1,28,413	21,684	1,50,097	..	..
B. Land .. ..	..	6,90,235	6,90,235	2,96,885	..
C. Works .. ..	..	1,79,440	1,79,440	195,26,341	..
K. Buildings .. ..	..	1,14,426	1,14,426	a)16,86,724	..
O. Miscellaneous .. ..	..	253	253	..	..
P. Maintenance .. ..	..	493	493	..	..
<b>Total, Head Works ..</b>	<b>1,28,413</b>	<b>10,06,531</b>	<b>11,34,944</b>	<b>215,09,950</b>	<b>..</b>
(2) MAIN CANALS AND BRANCHES.					
A. Preliminary Expenses ..	7,69,716	2,35,193	10,04,909	3,47,331	..
B. Land .. ..	..	..	..	19,95,610	..
D. Regulators .. ..	..	..	..	53,86,650	..
E. Falls and Weirs .. ..	..	..	..	6,12,200	..
F. (1) Other Cross drainage works ..	..	..	..	5,88,231	..
G. Bridges .. ..	..	..	..	36,08,896	..
H. Escapes .. ..	..	492	492	14,82,777	..
K. Buildings .. ..	..	2,67,346	2,67,346	36,84,120	..
L. Earth-work .. ..	..	8,431	8,431	398,08,352	..
M. Plantations .. ..	..	..	..	5,70,861	..
O. Miscellaneous .. ..	..	550	550	5,21,954	..
P. Maintenance .. ..	..	..	..	11,27,304	..
Amount not allocated .. ..	..	..	..	211,88,172	..
<b>Total, Main Canals and Branches ..</b>	<b>7,69,716</b>	<b>5,12,012</b>	<b>12,81,728</b>	<b>8,09,22,458</b>	<b>..</b>
<b>Carried over ..</b>	<b>8,98,129</b>	<b>15,18,543</b>	<b>24,16,672</b>	<b>10,24,32,408</b>	<b>..</b>

(a) This figure includes an amount of Rs. 5,87,140 which will be realized on the salvage value of certain buildings on completion of the work.

## LLOYD BARRAGE AND CANALS CONSTRUCTION.

## CANAL PROJECT.

No. 2.—Capital Account for, and to end of, 1923-24.

Head of Account.	Direct Charges.			Cost of Construction as now estimated.	Expenditure against closed estimates.
	Previous.	1923-24.	Total.		
1	2	3	4	5	6
Brought forward ..	Rs. 8,98,129	Rs. 15,18,543	Rs. 24,16,672	Rs. 10,24,32,408	Rs. ..
(3) DISTRIBUTARIES.					
A. Preliminary Expenses ..	..	2,867	2,867	} 2,27,92,219	..
B. Land .. .. .	..	..	..		
C. Works .. .. .	..	..	..		
L. Earth-work .. .. .	..	..	..		
M. Plantations .. .. .	..	..	..		
O. Miscellaneous .. .. .	..	..	..		
P. Maintenance .. .. .	..	..	..		
Total, Distributaries ..	..	2,867	2,867	2,27,92,219	..
(4) DRAINAGE AND PROTECTIVE WORKS.					
A. Preliminary Expenses ..	..	14,444	14,444	41,869	..
B. Land .. .. .	..	..	..	6,31,789	..
C. Works .. .. .	..	..	..	2,78,850	..
L. Earth-work .. .. .	..	..	..	23,76,379	..
Total, Drainage and Protective Works ..	..	14,444	14,444	33,28,887	..
(6) Special Tools and Plant ..	..	8,33,293	8,33,293	32,46,083	..
Add—Unforeseen items on Barrage ..	..	..	..	2,55,00,000	..
Total I.—Works ..	8,98,129	23,69,147	32,67,276	15,72,99,597	..
II.—ESTABLISHMENT.					
1 and 2. Direction and Accounts ..	} 5,58,745	8,78,456	14,37,201	243,84,470	..
3. Executive .. .. .					
4. Medical .. .. .					
5. Special Survey .. .. .					
Total, Establishment ..	5,58,745	8,78,456	14,37,201	243,84,470	..
Carried over ..	14,56,874	32,47,603	47,04,477	18,16,84,067	..

## LLOYD BARRAGE AND CANALS CONSTRUCTION.

## CANAL PROJECT.

No. 2.—Capital Account for, and to end of, 1923-24.

Head of Account.	Direct Charges.			Cost of Construction as now estimated.	Expenditure against closed estimate.
	Previous.	1923-24.	Total.		
1	2	3	4	5	6
	Rs.	Rs.	Rs.	Rs.	Rs.
Brought forward ..	14,56,874	32,47,603	47,04,477	18,16,84,067	..
III.—TOOLS AND PLANT ..	1,48,000	4,01,123	5,49,123	167,10,677	..
IV.—Suspense Accounts ..	..	1,37,245	1,37,245	..	..
Grand Total ..	16,04,874	37,85,971	53,90,845	19,83,94,744	..
Deduct Salvage value of certain Buildings and Tools and Plant by the Barrage proper ..	..	..	..	(c) 74,64,680	..
	16,04,874	37,85,971	53,90,845	19,09,30,064	..
V— <del>Less</del> —Receipts on Capital Account.	269	5,768	6,037	1,26,95,500	..
Net Outlay ..	16,04,605	37,80,203	53,84,808	17,82,34,564	..
<i>Apportionment.</i>					
Chargeable to 55—Construction Irrigation Works Provincial ..	7,81,908	37,80,203	45,62,111	17,82,34,564	..
Chargeable to 49, Irrigation ..	12,599	..	12,599		
Chargeable to 43—Minor Works and Navigation ..	(b) 8,10,098	..	8,10,098		
Total ..	16,04,605	37,80,203	53,84,808	17,82,34,564	..

(b) Expenditure incurred on preliminary surveys and preparation of Project prior to December 1920, *vide* G. I. (P.W.D.) Despatch No. 23 (P. W.) dated 16th December 1920 now brought on to the capital account of the Project.

(c) This sum represents the estimated salvage value of buildings and Tools and Plant amounting to Rs. 587,140 and Rs. 68,77,540 respectively under I, Head Works (Barrage proper.)



LLOYD BARRAGE AND CANALS CONSTRUCTION.

CANAL PROJECT.

No. 4.—Interest Account, for, and to end of, 1923-24.

	Amount. Rs.		Amount. Rs.
Total interest charges to end of 1922-23 .. ..	44,445	Net Revenue realized to end of 1922-23 as per No. 3.. ..	..
Interest charges for the year 1923-24 .. ..	1,83,112	Net Revenue realized during 1923-24 as per No. 3 .. ..	..
On outlay Rs. 6,65,455 to end of 1916-17 at the average rate 3.3252 per cent. ..Rs. 22,128		Total Net Revenue realized to end of the year as per No. 3 .. ..	..
On subsequent outlay Rs. 28,29,252 at the average rate 5.69 per cent. ..Rs.1,60,984		Balance net interest charges ..	2,27,557
Total ..	2,27,557	Total ..	2,27,557

No. 5.—Account of Indirect Charges for, and to end of year, 1923-24.

Particulars.	Previous	1923-24.	Total.	Particulars.	Previous.	1923-24.	Total.
	Rs.	Rs.	Rs.		Rs.	Rs.	Rs.
<b>CAPITAL ACCOUNT.</b>				<b>REVENUE ACCOUNT.</b>			
1. Capitalized abatement of Land Revenue ..	..	35,620	35,620				
2. Leave and Pension Allowances ..	44,106	1,22,984	1,67,090				
3. Audit and Accounts Establishment ..	3,675	23,691	27,366				
4. Amounts not allocated ( <i>vide</i> Page 6 of Project Vol. XII) ..	4,434	..	4,434				
Total ..	52,215	1,82,295	2,34,510				

PUBLIC WORKS DEPARTMENT, IRRIGATION BRANCH.  
LLOYD BARRAGE AND CANALS CONSTRUCTION.

## CANAL PROJECT.

No. 6.—Statement comparing Capital Cost to end of 1923-24 with sanctioned Estimates.

Particulars.	Charges against closed sanctions.			Current sanctions.			Total charges to date against old and current sanctions.
	Expenditure against construction estimate.	Expenditure against open capital sanctions.	Total.	Charges to date.	Amount of sanctioned estimate.	Unspent balance of estimate.	
1	2	3	4	5	6	7	8
	Rs.	Rs.	Rs.	Rs.	Rs.	Rs.	Rs.
Works .. ..	..	..	..	32,67,276	15,72,99,597	15,40,32,321	32,67,276
Establishment .. ..	..	..	..	14,37,201	2,43,84,470	2,29,47,269	14,37,201
Tools and Plant .. ..	..	..	..	5,49,123	1,67,10,677	1,61,61,554	5,49,123
Suspense Accounts .. ..	..	..	..	1,37,245	..	-1,37,245	1,37,245
<b>Total ..</b>	..	..	..	<b>53,90,845</b>	<b>19,83,94,744</b>	<b>19,30,03,899</b>	<b>53,90,845</b>
Deduct Salvage value of certain buildings and Tools Plant of the Barrage Proper.	..	..	..	..	74,64,680	74,64,680	..
<b>Net Total ..</b>	..	..	..	<b>53,90,845</b>	<b>19,09,30,064</b>	<b>18,55,39,219</b>	<b>53,90,845</b>
Less—Receipt on Capital Account .. ..	..	..	..	6,037	1,26,95,500	1,26,89,463	6,037
<b>Net Total ..</b>	..	..	..	<b>53,84,808</b>	<b>17,82,34,564</b>	<b>17,28,49,756</b>	<b>53,84,808</b>
<b>INDIRECT CHARGES.</b>							
Capitalized abatement of Land Revenue .. ..	..	..	..	35,620	19,24,980	18,89,360	35,620
Leave and Pension Allowances .. ..	..	..	..	1,67,090	34,13,845	32,46,755	1,67,090
Audit and Account .. ..	..	..	..	27,366	..	— 27,366	27,366
Amount not allocated .. ..	..	..	..	4,434	..	— 4,434	4,434
<b>Total ..</b>	..	..	..	<b>2,34,510</b>	<b>53,38,825</b>	<b>51,04,315</b>	<b>2,34,510</b>
Deduct—Cost payable by the Khairpur State .. ..	..	..	..	..	25,846	25,846	..
<b>Net Total ..</b>	..	..	..	<b>2,34,510</b>	<b>53,12,979</b>	<b>50,78,469</b>	<b>2,34,510</b>
<b>GRAND TOTAL..</b>	..	..	..	<b>56,19,318</b>	<b>18,35,47,543</b>	<b>17,79,28,225</b>	<b>56,19,318</b>

Estimate amounting to Rs. 18,35,47,543 sanctioned by the Secretary of State in his telegram No. 1324 dated 7th April 1923 communicated by Government of India (P.W.D.) letter No. 92-I dated 30th May 1923, vide G.R. (P.W.D.) No. 947, dated 13th July 1923.

## GARKINO CANAL

## CANAL PROJECT.

No. 2.—Capital Account for, and to end of, 1923-24.

Heads of Account.	Direct Charges.			Cost of Construction as now estimated.	Expenditure against closed estimates.
	Previous.	1923-1924.	Total.		
1	2	3	4	5	6
	Rs.	Rs.	Rs.	Rs.	Rs.
<b>I.—WORKS.</b>					
<b>(2) MAIN CANALS AND BRANCHES.</b>					
A. Preliminary Expenses .. .. .	2,220	1,938	4,158	6,720	..
B. Land .. .. .	..	..	..	5,000	..
D. Regulators .. .. .	8,489	9,081	17,570	16,088	..
G. Bridges .. .. .	..	4,517	4,517	5,394	..
K. Buildings .. .. .	..	..	..	2,960	..
L. Earth-work .. .. .	6,978	9,632	16,610	31,286	..
O. Miscellaneous .. .. .	1,346	34,682	36,028	6,389	..
Total Main Canals and Branches ..	19,033	59,850	78,883	73,837	..
<b>(3) DISTRIBUTARIES.</b>					
C. Works .. .. .	..	3,133	3,133	28,237	..
Total Distributaries .. .. .	..	3,133	3,133	28,237	..
Total I.—Works .. .. .	19,033	62,983	82,016	1,02,074	..
<b>II.—ESTABLISHMENT.</b>					
1 and 2. Direction and Accounts ..	3,460	14,232	17,692	21,946	..
3. Executive .. .. .					
Total Establishment .. .. .	3,460	14,232	17,692	21,946	..
Carried over .. .. .	22,493	77,215	99,708	1,24,020	..

## GARKINO CANAL

## CANAL PROJECT.

No. 2.—Capital Account for, and to end of, 1923-24.

Heads of Account.	Direct Charges.			Cost of Construc- tions now estimated.	Expendi- ture against closed estimates.
	Previous.	1923-24.	Total.		
1	2	3	4	5	6
Brought forward ..	Rs. 22,495	Rs. 77,215	Rs. 99,708	Rs. 1,24,020	Rs. ..
III.—TOOLS AND PLANT ..	393	79	472	1,531	..
IV.—Suspense Accounts ..	..	..	..	..	..
Grand Total ..	22,886	77,294	1,00,180	1,25,551	..
V.—Less—Receipts on Capital Account ..	..	..	..	..	..
Net Outlay ..	22,886	77,294	1,00,180	1,25,551	..
<i>Apportionment.</i>					
Chargeable to 55—Construction of Irrigation Works Provincial ..	22,886	77,294	1,00,180	1,25,551	..
Total ..	22,886	77,294	1,00,180	1,25,551	..

GARKINO CANAL.

CANAL PROJECT.

No. 4.—Interest Account for, and to end of, 1923-24.

	Amount. Rs.		Amount. Rs.
Total interest charges to end of 1922-23 .. .. .	627	Net Revenue realized to end of 1922-1923 as per No. 3 .. .. .	..
Interests charges for the year 1923-1924 .. .. .	3,501	Net Revenue realized during 1923-1924 as per No. 3 .. .. .	..
On capital outlay during 1922-23 and half of 1923-1924 Rs. 61,533 at the average rate 5.69 per cent.	..	Total Net Revenue realized to end of the year as per No. 3 .. .. .	..
		Balance net interest charges ..	4,128
Total ..	4,128	Total ..	4,128

No. 5.—Account of Indirect Charges for, and to end of, year 1923-24.

Particulars.	1923-1924.		Total.	Particulars.	1923-1924.		Total.
	Previous.	Rs.			Rs.	Previous.	
<b>CAPITAL ACCOUNT.</b>				<b>REVENUE ACCOUNT.</b>			
1. Capitalized abatement of Land Revenue .. .. .	..	..	..				
2. Leave and Pension Allowances ..	484	1,992	2,476				
3. Audit and Accounts Establishment ..	190	630	820				
Total ..	674	2,622	3,296				

## GARKINO CANAL.

## CANAL PROJECT.

No. 6.—Statement comparing Capital Cost to end of 1923-24 with sanctioned Estimates.

Particulars.	Charges against closed sanctions.			Current sanctions.			Total charges to date against old and current sanctions.
	Expenditure against construction estimate.	Expenditure against open Capital sanctions.	Total.	Charges to date.	Amount of sanctioned Estimate.	Unspent balance of Estimate.	
1	2	3	4	5	6	7	8
	Rs.	Rs.	Rs.	Rs.	Rs.	Rs.	Rs.
<b>DIRECT CHARGES.</b>							
Works .. ..	..	..	..	82,016	1,02,074	20,058	82,016
Establishment ..	..	..	..	17,692	21,946	4,254	17,692
Tools and Plant ..	..	..	..	472	1,531	1,059	472
Suspense Accounts ..	..	..	..	..	..	..	..
Total ..	..	..	..	1,00,180	1,25,551	25,371	1,00,180
Less—Receipts on Capital Account ..	..	..	..	..	..	..	..
Net Total ..	..	..	..	1,00,180	1,25,551	25,371	1,00,180
<b>INDIRECT CHARGES.</b>							
Capitalized abatement of Land Revenue ..	..	..	..	..	..	..	..
Leave and Pension Allowances ..	..	..	..	2,476	3,070	594	2,476
Audit and Accounts ..	..	..	..	820	1,021	201	820
Total ..	..	..	..	3,296	4,091	795	3,296
<b>GRAND TOTAL..</b>	..	..	..	1,03,476	1,29,642	26,166	1,03,476

Revised Estimate sanctioned in G. R. (P.W.D.), No. 2965, dated 20th May 1924.

GADIKERI TANK.

TANK PROJECT.

No. 3.—Revenue Account for, and to end of, 1923-24.

Receipts.	TOTAL.			Charges.	TOTAL.		
	Previous.	1923-1924.	Total.		Previous.	1923-24.	Total.
	Rs.	Rs.	Rs.		Rs.	Rs.	Rs.
I.—DIRECT RECEIPTS.				I.—EXTENSIONS AND IMPROVEMENTS ..	..	..	..
1. Water-rates from Irrigation ..	8,959	..	8,959	II.—MAINTENANCE AND REPAIRS.			
6. Other canal produce ..	90	..	90	1. Head Works..	8,338	..	8,338
				2. Main Canals and Branches ..	1,298	345	1,643
				Total ..	9,636	345	9,981
Total ..	9,049	..	9,049	III.—COMPENSATION ..	..	..	..
II.—INDIRECT RECEIPTS.				IV.—ESTABLISHMENT.			
Irrigation share of Land Revenue collected in the Civil Department.	82,928	1,301	84,229	1 and 2. Direction and Accounts ..	3,442	592	4,034
				3. Executive ..			
				Total ..	3,442	592	4,034
				V.—TOOLS AND PLANT ..	117	12	129
				Profit and Loss—			
				VI.—REFUNDS OF REVENUE.	2,021	..	2,021
				Total ..	15,216	949	16,165
				Share of collection charges in the civil Department.	9,192	130	9,322
				Total Direct Charges ..	24,408	1,079	25,487
				Indirectible Charge debitable to Revenue Account as per Account No. 5 ..	492	86	578
Total ..	82,928	1,301	84,229	Total Charges ..	24,900	1,165	26,065
Total Receipts ..	91,977	1,301	93,278	Balance Net Revenue ..	67,077	136	67,213
GRAND TOTAL.	91,977	1,301	93,278	GRAND TOTAL.	91,977	1,301	93,278

N.B.—Last Capital Account detailed in the Administrative Accounts for 1905-06. Construction estimate closed on 31st March 1882—vide G.R. No. 1411, dated 12th September 1893, Completion report approved in G.R. No. 101, dated 18th January 1894.

## GADIKERI TANK.

## TANK PROJECT.

## No. 4.—Interest Account for, and to end of, 1923-24.

	Amount. Rs.		Amount. Rs.
Total interest charges to end of 1922-23 .. .. .	19,561	Net Revenue realized to end of 1922-23 as per No. 3 .. .. .	67,077
Interest charges for the year 1923-24 .. .. .	544	Net Revenue realized during 1923-24 as per No. 3 .. .. .	136
On Rs. 16,363 outlay to end of the year 1916-17 at the average rate 3.3252 per cent.		Total Net Revenue realized to end of the year as per No. 3 .. .. .	67,213
		Balance net interest charges .. .. .	-47,108
Total .. .. .	20,105	Total .. .. .	20,105

## No 5.—Account of Indirect Charges for, and to end of, year 1923-24.

Particulars.	Previous.	1923-24.	Total.	Particulars.	Previous.	1923-24.	Total.
					Rs.	Rs.	Rs.
CAPITAL ACCOUNT.				REVENUE ACCOUNT.			
				2. Leave and Pension Allowances .. .. .	481	83	564
				3. Audit and Accounts Establishment .. .. .	11	3	14
				Total .. .. .	492	86	578



MAVINKOP TANK.

TANK PROJECT.

No. 3.—Revenue Account for, and to end of, 1923-24.

Receipts.	TOTAL.			Charges.	TOTAL.		
	Previous.	1923-1924.	Total.		Previous.	1923-24.	Total.
	Rs.	Rs.	Rs.		Rs.	Rs.	Rs.
<b>I.—DIRECT RECEIPTS.</b>				<b>I.—EXTENSIONS AND IMPROVEMENTS.</b>			
5. Plantations ..	28	..	28	1. Head Works ..	1,440	..	1,440
6. Other canal produce.						2. Distributaries..	158
11. Miscellaneous receipts ..	169	..	169	Total ..	1,598	..	1,598
Total ..	197	..	197				
<b>II.—INDIRECT RECEIPTS.</b>				<b>II.—MAINTENANCE AND REPAIRS.</b>			
Irrigation share of Land Revenue collected in the Civil Department	67,251	1,978	69,229	1. Head Works ..	4,223	..	4,223
				2. Main Canals and Branches ..	2,723	138	2,868
				3. Distributaries..	348	..	343
				Total ..	7,294	138	7,432
				<b>III.—COMPENSATION</b> ..			
				<b>IV.—ESTABLISHMENT.</b>			
				1 and 2. Direction and Accounts	6,741	236	6,977
				3. Executive ..			
				Total ..	6,741	236	6,977
Total Receipts ..	67,448	1,978	69,426	<b>V.—TOOLS AND PLANT</b> ..	198	5	203
Carried over ..	67,498	1,978	69,426	Carried over ..	15,831	379	16,210

## MAVINKOP TANK.

## TANK PROJECT.

No. 3.—Revenue Account for, and to end of, 1923-24.

Receipts.	TOTAL.			Charges.	TOTAL.		
	Previous.	1923-1924.	Total.		Previous.	1923-1924.	Total.
	Rs.	Rs.	Rs.		Rs.	Rs.	Rs.
Brought forward ..	67,448	1,978	69,426	Brought forward ..	15,831	379	16,210
				Profit and Loss—	..	..	..
				VI.—REFUNDS OF REVENUE.	..	..	..
				Total ..	15,831	379	16,210
				Share of collection charges in the Civil Department.	6,734	198	6,932
				Total Direct Charges ..	22,565	577	23,142
				Indirect Charges debitable to Revenue Account as per Account No. 5 ..	956	34	990
				Total Charges ..	23,521	611	24,132
				Balance Net Revenue ..	43,927	1,367	45,294
GRAND TOTAL..	67,448	1,978	69,426	GRAND TOTAL..	67,448	1,978	69,426

N.B.—Last Capital Account detailed in the Administrative Accounts for 1901-1902.  
 Construction estimate closed on 31st March 1901—*vide* G.R. No. 1411, dated 12th September 1893.  
 Completion report approved in G.R. No. 1138, dated 16th July 1894.

MAVINKOP TANK.

TANK PROJECT.

No. 4.—Interest Account for, and to end of, 1923-24.

	Amount. Rs.		Amount. Rs.
Total interest charges to end of 1922-1923 .. .. .	48,094	Net Revenue realized to end of 1922-1923 as per No. 3 ..	43,927
Interest charges for the year 1923-1924 .. .. .	1,004	Net Revenue realized during 1923-1924 as per No. 3 .. .. .	1,367
On Rs. 30,185 outlay to end of the year 1916-1917 at the average rate 3·3252 per cent. .. .. .	Rs. ..	Total Net Revenue realized to end of the year as per No. 3 .. .. .	45,294
Subsequent outlay—Nil .. .. .	..	Balance net interest charges .. .. .	3,804
Total .. .. .	49,098	Total .. .. .	49,098

No. 5.—Account of Indirect Charges for, and to end of, year 1923-24.

Particulars.	Previous.	1923-1924.	Total.	Particulars.	Previous.	1923-1924.	Total.
	Rs.	Rs.	Rs.		Rs.	Rs.	Rs.
CAPITAL ACCOUNT.				REVENUE ACCOUNT.			
				1. Leave and Pension Allowances ..	944	33	977
				2. Audit and Accounts Establishment .. .. .	12	1	13
				Total .. .. .	956	34	990

## SHAHADA CHANNEL.

## CANAL PROJECT.

No. 2.—Capital Account for, and to end of, 1923-24.

Heads of Account.  1	Direct Charges.			Cost of Construction as now estimated. (Construction estimate closed during 1921-1922.)  5	Expenditure against closed estimates.  6
	Previous.  2	1923-1924.  3	Total  4		
I.—WORKS.	Rs.	Rs.	Rs.	Rs.	Rs.
(1) HEAD WORKS.					
O. Miscellaneous .. ..	..	40	40	..	..
Total Head Works ..	..	40	40	..	..
(2) MAIN CANALS AND BRANCHES.					
B. Land .. ..	..	156	156	4,000	..
D. Regulators .. ..	..	..	..	714	..
G. Bridges .. ..	..	1,186	1,186	1,973	..
L. Earth-work .. ..	..	..	..	2,374	..
O. Miscellaneous .. ..	..	91	91	604	..
Total Main Canals and Branches ..	..	1,433	1,433	9,665	..
Unclassified outlay ..	29,535 <sup>(a)</sup>	..	29,535	29,535	29,535
Total I.—Works ..	29,535	1,473	31,008	39,200	29,535
II.—ESTABLISHMENT.					
1 and 2. Direction and Accounts ..	} 32,161	344	32,505	34,239	32,161
3. Executive .. ..					
Total Establishment ..	32,161	344	32,505	34,239	32,161
III.—TOOLS AND PLANT ..	335	65	400	480	335
Grand Total ..	62,031	1,882	63,913	73,919	62,031
V.—Less—Receipts on Capital Account	..	..	..	..	..
Net Outlay ..	62,031	1,882	63,913	73,919	62,031

(a) Previous outlay incurred under 15 Other Revenue Expenditure, etc., has been brought forward in previous column.

SHAHADA CHANNEL.

CANAL PROJECT.

No. 2.—Capital Account for, and to end of, 1923-24.

Heads of Account.	Direct Charges.			Cost of Construction as now estimated. (Construction estimate closed during 1921-22.)	Expenditure against closed estimates.
	Previous.	1923-24.	Total.		
1	2	3	4	5	6
	Rs.	Rs.	Rs.	Rs.	Rs.
<i>Apportionment.</i>					
Chargeable to 55, Construction of Irrigation Works .. ..	..	1,882	1,882	} 73,919	62,031
Chargeable to 15, Other Revenue Expenditure .. ..	62,031	..	62,031		
Total ..	62,031	1,882	63,913	73,919	62,031

The canal has been reclassified under the head 55, Construction of Irrigation Works, etc., Productive : G.R. (P.W.D.) 1918, dated 9th June 1923.

## SHAHADA CHANNEL,

## CANAL PROJECT.

No. 3.—Revenue Account for, and to end of, 1923-24.

Receipts.	TOTAL.			Charges.	TOTAL.		
	Previous.	1923-24.	Total.		Previous.	1923-24.	Total.
	Rs.	Rs.	Rs.		Rs.	Rs.	Rs.
<b>I.—DIRECT RECEIPTS.</b>				<b>I.—EXTENSIONS AND IMPROVEMENTS.</b>			
1. Water-rates from Irrigation ..	3,203	5,317	8,520				
3. Sales of water ..	...	25	25	2. Main Canals and Branches ..	...	2,052	2,052
6. Other canal produce ..	14	17	31				
10. Fines ..	88	3	91	Total ..	...	2,052	2,052
11. Miscellaneous receipts ..	50	..	50	<b>II.—MAINTENANCE AND REPAIRS.</b>			
Deduct Refunds ..	..	71	71	1. Head Works ..	345	295	640
Total ..	3,355	5,291	8,646	2. Main Canals and Branches ..	10	75	85
<b>II.—INDIRECT RECEIPTS.</b>				3. Distributaries ..	9	..	9
Irrigation share of Land Revenue collected in the Civil Department.	5,561	5,958	11,519	Total ..	364	370	734
				<b>III.—COMPENSATION.</b>			
				<b>IV.—ESTABLISHMENT.</b>			
				1 and 2. Direction and Accounts ..	782	1,621	2,403
				3. Executive ..			
Total ..	5,561	5,958	11,519	Total ..	782	1,621	2,403
Total Receipts ..	8,916	11,249	20,165	<b>V.—TOOLS AND PLANT ..</b>	13	107	120
Carried over ..	8,916	11,249	20,165	Carried over ..	1,159	4,150	5,309

## SHAHADA CHANNEL.

## CANAL PROJECT.

No. 3.—Revenue Account for, and to end of, 1923-24.

Receipts.	TOTAL.			Charges.	TOTAL.		
	Previous.	1923-24.	Total.		Previous.	1923-24.	Total.
	Rs.	Rs.	Rs.		Rs.	Rs.	Rs.
Brought forward..	8,916	11,249	20,165	Brought forward..	1,159	4,150	5,309
				Profit and Loss—	..	..	..
				VI.—REFUNDS OF REVENUE..	..	..	..
				Total ..	1,159	4,150	5,309
				Share of Collection Charges in the Civil Department.	722	858	1,580
				Total Direct Charges ..	1,881	5,008	6,889
				Indirect Charges debitable to Revenue Account as per Account No. 5 ..	113	251	364
				Total Charges ..	1,994	5,259	7,253
				Balance Net Revenue ..	6,922	5,990	12,912
GRAND TOTAL..	8,916	11,249	20,165	GRAND TOTAL..	8,916	11,249	20,165

Old works originally classed under "Works for which only Revenue Accounts are kept" have been reclassified under the head "55—Construction of Irrigation Works"—according to the instructions given in paragraph 18 of the Government of India, P. W. D. Circular No. 3 P.W., dated 24th September 1921.

Construction estimate closed during 1921-22, vide G. R. (P. W. D.) No. 1918, dated 9th June 1923.

## SHAHADA CHANNEL.

## CANAL PROJECT.

No. 4.—Interest Account for, and to end of, 1923-24.

	Amount Rs.		Amount Rs.
Total interest charges to end of 1922-23 .. .. .	2,086	Net Revenue realized to end of 1922-23 as per No. 3 .. .. .	6,922
Interest charges for the year 1923-24 .. .. .	2,141	Net Revenue realized during 1923-24 as per No. 3 .. .. .	5,990
On Rs. 60,981 outlay to end of the year 1916-17 at the average rate 3.3252 per cent. .. Rs. 2,028	..	Total Net Revenue realized to end of the year as per No. 3 .. .. .	12,912
On subsequent outlay (from 1917-18 to 1922-23 and half of 1923-24 the average rate 5.69 per cent. .. Rs. 113	..	Balance net interest charges .. .. .	— 8,685
Total .. .. .	4,227	Total .. .. .	4,227

No. 5.—Account of Indirect Charges for, and to end of, 1923-24.

Particulars.	Previous.	1923-24.	Total.	Particulars.	Previous.	1923-24.	Total.
	Rs.	Rs.	Rs.		Rs.	Rs.	Rs.
<b>CAPITAL ACCOUNT.</b>				<b>REVENUE ACCOUNT.</b>			
1. Capitalized abatement of Land Revenue .. .. .	..	..	..	1. Capitalized abatement of Land Revenue .. .. .	..	..	..
2. Leave and Pension Allowances .. .. .	4,503	48	4,551	2. Leave and Pension Allowances .. .. .	109	227	336
3. Audit and Accounts Establishment .. .. .	..	15	15	3. Audit and Accounts Establishment .. .. .	4	24	28
Total .. .. .	4,503	63	4,566	Total .. .. .	113	251	364



## SHAHADA CHANNEL.

No. 6.—Statement comparing Capital Cost to end of 1923-24 with sanctioned Estimates.

Particulars.	Charges against closed sanctions.			Current sanctions.			Total charges to date against old and current sanctions.
	Expenditure against construction Estimate.	Expenditure against open Capital sanctions.	Total.	Charges to date.	Amount of sanctioned Estimate.	Unspent balance of Estimate.	
1	2	3	4	5	6	7	8
	Rs.	Rs.	Rs.	Rs.	Rs.	Rs.	Rs.
<b>DIRECT CHARGES.</b>							
Works .. ..	29,535	...	29,535	1,473	9,665	8,192	31,008
Establishment ..	32,161	...	32,161	344	2,078	1,734	32,505
Tools and Plant ..	335	...	335	65	145	80	400
Suspense Accounts ..	...	...	...	...	...	...	...
Total ..	62,031	...	62,031	1,882	11,888	10,006	63,913
Less—Receipts on Capital Account ..	...	...	...	...	...	...	...
Net Total ..	62,031	...	62,031	1,882	11,888	10,006	63,913
<b>INDIRECT CHARGES.</b>							
Capitalized abatement of Land Revenue ..	...	...	...	...	...	...	...
Leave and Pension Allowances ..	4,503	...	4,503	48	291	243	4,551
Audit's Accounts charges ..	...	...	...	15	97	82	15
Total ..	4,503	...	4,503	63	388	325	4,566
<b>GRAND TOTAL ..</b>	<b>66,534</b>	<b>...</b>	<b>66,534</b>	<b>1,945</b>	<b>12,276</b>	<b>10,331</b>	<b>68,479</b>

Estimate sanctioned in G. R. (P. W. D.) No. 4243, dated 11th August 1923.

## MAHIWAH CANAL

## CANAL PROJECT.

No. 2.—Capital Account for, and to end of, 1923-24.

Heads of Account.	Direct Charges.			Cost of Construction as now estimated (Construction estimate closed on 30th Aug. 1922.)	Expenditure against closed estimates.
	Previous.	1923-24.	Total.		
1	2	3	4	5	6
<b>I.—WORKS.</b>					
<b>(2) MAIN CANALS AND BRANCHES.</b>					
B. Land .. ..	Rs. 62,933	Rs. ..	Rs. 62,933	Rs. 62,933	Rs. 62,933
D. Regulators .. ..	1,61,299	3,904	1,65,203	1,65,582	1,53,899
E. Falls and Weirs .. ..	8,272	..	8,272	8,272	8,272
G. Bridges .. ..	44,200	..	44,200	44,200	44,200
K. Buildings .. ..	34,288	..	34,288	34,288	34,288
L. Earth-work .. ..	4,14,441	..	4,14,441	4,14,441	4,14,441
Total Main Canals and Branches ..	7,25,433	3,904	7,29,337	7,29,716	7,18,033
<b>(3) DISTRIBUTARIES.</b>					
C. Works .. ..	69,822	..	69,822	69,822	69,822
L. Earth-work .. ..	79,871	..	79,871	79,871	79,871
Total Distributaries ..	1,49,693	..	1,49,693	1,49,693	1,49,693
<b>(4) DRAINAGE AND PROTECTIVE WORKS.</b>					
B. Land .. ..	4,210	..	4,210	4,210	4,210
C. Works .. ..	50,954	..	50,954	50,954	50,954
L. Earth-work .. ..	2,04,631	..	2,04,631	2,04,631	2,04,631
Total Drainage and Protective Works..	2,59,795	..	2,59,795	2,59,795	2,59,795
Total I—Works ..	11,34,921	3,904	11,38,825	11,39,204	11,27,521
<b>II.—ESTABLISHMENT.</b>					
1 and 2. Direction and Accounts ..	} 2,45,149	882	2,46,031	2,46,389	{ 53,473 1,90,404
3. Executive .. ..					
Total Establishment ..	2,45,149	882	2,46,031	2,46,389	2,43,877
Carried over ..	13,80,070	4,786	13,84,856	13,85,593	13,71,398

MAHIWAH CANAL

CANAL PROJECT.

No. 2.—Capital Account for, and to end of, 1923-24.

Heads of Account.	Direct Charges.			Cost of Construction as now estimated (Construction estimate closed on 30th Aug. 1922.)	Expenditure against closed estimates.
	Previous.	1923-24.	Total.		
1	2	3	4	5	6
	Rs.	Rs.	Rs.	Rs.	Rs.
Brought forward ..	13,80,070	4,786	13,84,856	13,85,593	13,71,398
III.—TOOLS AND PLANT ..	9,644	5	9,649	9,676	9,500
Grand Total ..	13,89,714	4,791	13,94,505	13,95,269	13,80,898
V.—Less—Receipts on Capital Account	6	..	6	6	6
Net Outlay ..	13,89,708	4,791	13,94,499	13,95,263	13,80,892
<i>Apportionment.</i>					
Chargeable to 49—Irrigation, Imperial.	13,80,892	..	13,80,892	} 13,95,263	13,80,892
Chargeable to 55—Construction of Irrigation Works, Provincial ..	8,816	4,791	13,607		
Total ..	13,89,708	4,791	13,94,499	13,95,263	13,80,892

## MAHIWAH CANAL

## CANAL PROJECT.

No. 3.—Revenue Account for, and to end of, 1923-24.

Receipts.	TOTAL.			Charges.	TOTAL.		
	Previous.	1923-24.	Total.		Previous.	1923-24.	Total.
	Rs.	Rs.	Rs.		Rs.	Rs.	Rs.
<b>I.—DIRECT RECEIPTS.</b>				<b>I.—EXTENSIONS AND IMPROVEMENTS.</b>			
1. Water-rates from Irrigation ..	5,436	195	5,631	2. Main Canals and Branches ..	1,36,643	831	1,37,474
3. Sales of water ..	6	..	6	3. Distributaries.	12,329	..	12,329
5. Plantations ..	521	11	532	<b>Total ..</b>	<b>1,48,972</b>	<b>831</b>	<b>1,49,803</b>
6. Other canal produce ..	8,784	414	9,198				
9. Rents of buildings ..	398	..	398	<b>II.—MAINTENANCE AND REPAIRS.</b>			
10. Fines ..	11,402	849	12,251	2. Main Canals and Branches ..	9,75,313	1,29,226	11,04,539
11. Miscellaneous receipts ..	20,867	22	20,889	3. Distributaries..	8,189	..	8,189
Deduct refunds ..	...	1,086	1,086	<b>Total ..</b>	<b>9,83,502</b>	<b>1,29,226</b>	<b>11,12,728</b>
<b>Total ..</b>	<b>47,414</b>	<b>405</b>	<b>47,819</b>				
<b>II.—INDIRECT RECEIPTS.</b>				<b>III.—COMPENSATION.</b>			
Irrigation share of Land Revenue collected in the Civil Department	11,23,823	-2,386	11,21,437	<b>IV.—ESTABLISHMENT.</b>			
4 per cent. on 9/10ths of the proceeds from sales of occupancy rights per Govt. of India Nos. 53 and 58-A. I., dated respectively 20th June and 1st August 1889, communicated in Government Resolution No. 1209, dated 10th July, and No. 1913 dated 7th November 1889 ..	57,512	3,757	61,269	1 and 2. Direction and Accounts. 3. Executive. }	1,44,435	29,739	1,74,174
<b>Total ..</b>	<b>11,81,335</b>	<b>1,371</b>	<b>11,82,706</b>	<b>Total ..</b>	<b>1,44,435</b>	<b>29,739</b>	<b>1,74,174</b>
<b>Total Receipts ..</b>	<b>12,28,749</b>	<b>1,776</b>	<b>12,30,525</b>	<b>V.—TOOLS AND PLANT ..</b>	<b>9,973</b>	<b>175</b>	<b>10,148</b>
<b>Carried over ..</b>	<b>12,28,749</b>	<b>1,776</b>	<b>12,30,525</b>	<b>Carried over ..</b>	<b>12,86,882</b>	<b>1,59,971</b>	<b>14,46,853</b>

ADMINISTRATIVE ACCOUNTS FOR THE YEAR 1923-24. 185

MAHIWAH CANAL.

CANAL PROJECT.

No. 3.—Revenue Account for, and to end of, 1923-24.

Receipts.	TOTAL.			Charges.	TOTAL.		
	Previous	1923-24.	Total.		Previous.	1923-24.	Total.
	Rs.	Rs.	Rs.		Rs.	Rs.	Rs.
Brought forward..	12,28,749	1,776	12,30,525	Brought forward..	12,86,882	1,59,971	14,46,853
<i>Note.</i> —Loss to the canal on account of difference between assessment of water-rates on jaghir lands and assessment at the ordinary rates in force for Government lands noted here per Government of India Letter No. 233-I, dated 14th June 1883 communicated under Government Resolution No. 400, dated 11th August 1883.  To end of 1922-1923. Rs. 95,672  Loss for 1923-24. „ 8  Total..Rs. 95,680				Profit and Loss—			
				VI.—REFUNDS OF REVENUE	210	..	210
				Less receipts on Revenue account.	...	23	23
				Total ..	12,87,092	1,59,948	14,47,040
				Share of Collection Charges in the Civil Department	61,712	—156	61,556
				Total direct charges ..	13,48,804	1,59,792	15,08,596
				Indirect Charges debitable to Revenue Account as per Account No. 5 ..	25,168	5,464	30,632
				Total Charges	13,73,972	1,65,256	15,39,228
				Balance Net Revenue ..	—1,45,223	—1,63,480	—3,08,703
	GRAND TOTAL..	12,28,749	1,776	12,30,525	GRAND TOTAL..	12,28,749	1,776

*N.B.*—Construction Estimate closed on 30th August 1922 *vide* G. Memorandum No. S-47 dated 30th August 1922. Completion Report passed by the Finance Department, *vide* G. M. (P.W.D.) No. S-47-I, dated 30th August 1922.

## MAHIWAH CANAL.

## CANAL PROJECT.

## No. 4.—Interest Account for, and to end of, 1923-24.

	Amount Rs.		Amount Rs.
Total interest charges to end of 1922-1923 .. .. .	9,70,077	Net Revenue realized to end of 1922-1923 as per No. 3 .. .. .	-1,45,223
Interest charges for the year 1923-1924 .. .. .	46,551	Net Revenue realized during 1923-1924 as per No. 3 .. .. .	-1,63,480
On Rs. 13,81,060 outlay to end of the year 1916-17 at the average rate 3.3252 per cent. .. Rs. 45,923		Total Net Revenue realized to end of the year as per No. 3 .. .. .	-3,08,703
On subsequent outlay Rs. 11,043 at the average rate 5.69 per cent. Rs. 628		Balance net interest charges ..	13,25,331
Total ..	10,16,628	Total ..	10,16,628

## No. 5.—Account of Indirect Charges for, and to end of, year 1923-24.

Particulars.	Previous	1923-24.	Total.	Particulars.	Previous	1923-24.	Total.
	Rs.	Rs.	Rs.		Rs.	Rs.	Rs.
<b>CAPITAL ACCOUNT.</b>				<b>REVENUE ACCOUNT.</b>			
1. Capitalized abatement of Land Revenue ..	24,649	..	24,649	1. Capitalized abatement of Land Revenue ..	3,518	..	3,518
2. Leave and Pension Allowances ..	34,321	123	34,444	2. Leave and Pension Allowances ..	20,220	4,163	24,383
3. Audit and Accounts Establishment ..	74	39	113	3. Audit and Accounts Establishment ..	1,430	1,301	2,731
Total ..	59,044	162	59,206	Total ..	25,168	5,464	30,632

MAHIWAH CANAL.

CANAL PROJECT.

No. 6.—Statement comparing Capital Cost to end of 1923-24 with sanctioned Estimates.

Particulars.	Charges against closed sanctions.			Current sanctions.			Total charges to date against old and current sanctions.
	Expenditure against construction Estimate.	Expenditure against open Capital sanctions.	Total.	Charges to date.	Amount of sanctioned Estimate.	Unspent balance of Estimate.	
1	2	3	4	5	6	7	8
	Rs.	Rs.	Rs.	Rs.	Rs.	Rs.	Rs.
<b>DIRECT CHARGES.</b>							
Works ..	11,27,521	...	11,27,521	11,304	11,683	379	11,38,825
Establishment ..	2,43,877	...	2,43,877	2,154	2,512	358	2,46,031
Tools and Plant ..	9,500	...	9,500	149	176	27	9,649
<b>Total ..</b>	<b>13,80,898</b>	<b>...</b>	<b>13,80,898</b>	<b>13,607</b>	<b>14,371</b>	<b>764</b>	<b>13,94,505</b>
Less—Receipts on Capital Account ..	6	...	6	...	...	...	6
<b>Net Total ..</b>	<b>13,80,892</b>	<b>...</b>	<b>13,80,892</b>	<b>13,607</b>	<b>14,371</b>	<b>764</b>	<b>13,94,499</b>
<b>INDIRECT CHARGES.</b>							
Capitalized abatement of Land Revenue ..	24,649	...	24,649	...	...	...	24,649
Leave and Pension Allowances ..	34,143	...	34,143	301	352	51	34,444
Audit and Accounts ..	...	...	...	113	117	4	113
<b>Total ..</b>	<b>58,792</b>	<b>...</b>	<b>58,792</b>	<b>414</b>	<b>469</b>	<b>55</b>	<b>59,206</b>
<b>GRAND TOTAL..</b>	<b>14,39,684</b>	<b>...</b>	<b>14,39,684</b>	<b>14,021</b>	<b>14,840</b>	<b>819</b>	<b>14,53,705</b>

Estimates sanctioned in—

G. R. (P. W. D.) No. 3536, dated 30th January 1923	..	..	6,624
G. R. (P. W. D.) No. 3556, dated 12th February 1923	..	..	1,594
G. R. (P. W. D.) No. 3554, dated 12th February 1923	..	..	4,969
G. R. (P. W. D.) No. 3555, dated 12th February 1923	..	..	1,653

14,840

## DAD CANAL

## CANAL PROJECT.

No. 2.—Capital Account for, and to end of, 1923-24

Heads of Account.	Direct Charges.			Cost of Construction as now estimated (Construction estimate closed on 31st Mar. 1907.)	Expenditure against closed estimates.
	Previous.	1923-24.	Total.		
1	2	3	4	5	6
	Rs.	Rs.	Rs.	Rs.	Rs.
<b>(2) MAIN CANALS AND BRANCHES.</b>					
A. Preliminary Expenses ..	4,134	..	4,134	4,134	4,134
B. Land .. ..	39,338	..	39,338	39,338	39,338
D. Regulators .. ..	2,16,752	..	2,16,752	2,16,752	2,16,752
G. Bridges .. ..	91,352	..	91,352	91,352	91,352
H. Escapes .. ..	13,077	..	13,077	13,077	13,077
K. Buildings .. ..	92,801	1,164	93,965	93,965	93,965
L. Earth-work .. ..	14,18,551	..	14,18,551	14,18,551	14,18,551
O. Miscellaneous .. ..	7,086	..	7,086	7,086	7,086
Total Main Canals and Branches ..	18,83,091	1,164	18,84,255	18,84,255	18,84,255
<b>(3) DISTRIBUTARIES.</b>					
B. Land .. ..	2,600	..	2,600	5,738	20
C. Works .. ..	91,637	..	91,637	93,239	63,280
L. Earth-work .. ..	1,00,332	..	1,00,332	1,04,564	24,564
O. Miscellaneous .. ..	94,963	—829	94,134	80,329	—6,946
Total Distributaries	2,89,532	—829	2,88,703	2,83,870	80,918
<b>(4) DRAINAGE AND PROTECTIVE WORKS.</b>					
L. Earth-work .. ..	14,590	..	14,590	14,590	14,590
O. Miscellaneous .. ..	505	..	505	505	505
Total Drainage and Protective Works.	15,095	..	15,095	15,095	15,095
Total I—Works ..	21,87,718	335	21,88,053	21,83,220	19,80,268
Carried over ..	21,87,718	335	21,88,053	21,83,220	19,80,268



## DAD CANAL.

## CANAL PROJECT.

## No. 2.—Capital Account for, and to end of, 1923-24.

Heads of Account.	Direct Charges.			Cost of Construction as now estimated (Construction estimate closed on 31st Mar. 1907.)	Expenditure against closed estimates.
	Previous.	1923-24.	Total.		
1	2	3	4	5	6
	Rs.	Rs.	Rs.	Rs.	Rs.
Brought forward ..	21,87,718	335	21,88,053	21,83,220	19,80,268
<b>II.—ESTABLISHMENT.</b>					
1 and 2. Direction and Accounts ..	3,65,664	119	3,65,783	..	3,49,286
3. Executive .. ..					
4. Medical .. ..	..	..	..	3,90,705	
5. Special Survey .. ..	12,721	..	12,721	..	
Total Establishment...	3,78,385	119	3,78,504	3,90,705	
<b>III.—TOOLS AND PLANT</b> ..	19,509	5	19,514	19,291	17,255
<b>IV.—Suspense Accounts</b> ..	..	..	..	..	..
<b>Grand Total</b> ..	25,85,612	459	25,86,071	25,93,216	23,46,809
<b>V.—Less—Receipts on Capital Account</b>	34	..	34	34	34
Net Outlay ..	25,85,578	459	25,86,037	25,93,182	23,46,775
<i>Apportionment.</i>					
Chargeable to 49—Irrigation ..	25,57,892	..	25,57,892	25,93,182	23,46,775
Chargeable to 43—Minor Works and Navigation ..	3,827	..	3,827		
Chargeable to 55—Construction of Irrigation Works—Provincial ..	23,859	459	24,318		
<b>Total</b> ..	25,85,578	459	25,86,037	25,93,182	23,46,775

## DAD CANAL.

## CANAL PROJECT.

No. 3.—Revenue Account for, and to end of, 1923-24.

Receipts.	TOTAL.			Charges.	TOTAL.		
	Previous.	1923-1924.	Total.		Previous.	1923-1924.	Total.
	Rs.	Rs.	Rs.		Rs.	Rs.	Rs.
<b>I.—DIRECT RECEIPTS.</b>				<b>I.—EXTENSIONS AND IMPROVEMENTS</b>			
1. Water-rates from Irrigation ..	11,819	407	12,226	1. Head Works..	4,859	..	4,859
5. Plantations ..	8,120	510	8,630	2. Main Canals and Branches ..	86,856	3,888	90,744
6. Other canal produce ..	2,130	637	2,767	3. Distributaries .	16,585	395	16,980
8. Navigation ..	110	..	110	4. Average Expenditure before improvement ..	-90,735	-4,608	-95,343
9. Rents of buildings ..	4,165	81	4,246	Total ..	17,565	-325	17,240
10. Fines ..	4,475	5	4,480				
11. Miscellaneous receipts ..	10,817	771	11,588	<b>II—MAINTENANCE AND REPAIRS .</b>			
12. Deduct Refunds ..	-10	-5	15	1. Main Canals and Branches ..	13,72,046	72,697	14,44,743
Total ..	41,646	2,416	44,062	2. Distributaries.	57,200	9,726	66,926
				Total ..	14,29,246	82,423	15,11,669
<b>II.—INDIRECT RECEIPTS.</b>							
Irrigation share of Land Revenue collected in the Civil Department.	31,29,545	2,56,441	33,85,986	<b>III.—COMPENSATION</b> ..	..	..	..
4 per cent. on 9/10ths of the proceeds from sales of occupancy rights per Govt. of India Nos. 53 and 58-A. I., dated respectively 20th June and 1st August 1889, communicated in Government Resolution No. 1209, dated 10th July, and No. 1913, dated 7th November 1889.	1,35,035	8,775	1,43,810	<b>IV—ESTABLISHMENT.</b>			
Total ..	32,64,580	2,65,216	35,29,796	1. and 2. Direction and Accounts } 4,94,519	30,784	5,25,303	
				3. Executive ..			
Total Receipts ..	33,06,226	2,67,632	35,73,858	Total ..	4,94,519	30,784	5,25,303
Carried over ..	33,06,226	2,67,632	35,73,858	<b>V.—TOOLS AND PLANT</b> ..	15,525	1,275	16,800
				Carried over ..	19,56,855	1,14,157	20,71,012

ADMINISTRATIVE ACCOUNTS FOR THE YEAR 1923-24. 191

DAD CANAL.

CANAL PROJECT.

*No. 3.—Revenue Account for, and to end of, 1923-24.*

Receipts.	TOTAL.			Charges.	TOTAL.		
	Previous.	1923-24.	Total.		Previous.	1923-24.	Total.
	Rs.	Rs.	Rs.		Rs.	Rs.	Rs.
Brought forward..	33,06,226	2,67,632	35,73,858	Brought forward..	19,56,855	1,14,157	20,71,012
<i>Note.—Loss to the canal on account of difference between assessment of water-rates on jaghir lands and assessment at the ordinary rates in force for Government lands noted here per Government of India Letter No. 233-I., dated 14th June 1883, communicated under Government Resolution No. 400, dated 11th August 1883.</i>				Profit and Loss—			
				VI.—REFUNDS OF REVENUE.	518	..	518
				Suspense Account	1,465	..	1,465
				Deduct Recoveries on Revenue Account ..	248	14	262
				Total ..	19,58,590	1,14,143	20,72,733
				Share of Collection Charges in the Civil Department.	1,67,945	15,416	1,83,361
				Total direct charges.	21,26,535	1,29,559	22,56,094
				Indirect Charges debit to Revenue Account as per Account No. 5 ..	72,243	6,704	78,947
				Total Charges ..	21,98,778	1,36,263	23,35,041
				Balance Net Revenue ..	11,07,448	1,31,369	12,38,817
To end of 1922-1923 Rs. 4,36,647							
Loss for 1923-24 Rs. 21,719							
Total..Rs. 4,58,366							
GRAND TOTAL.	33,06,226	2,67,632	35,73,858	GRAND TOTAL.	33,06,226	2,67,632	35,73,858

*N. B.—Construction Estimate closed on 31st March 1907—vide G. R. No. 2191, dated 17th August 1908. Completion Report approved in G. R. No. 1054, dated 30th April 1910.*

192 PUBLIC WORKS DEPARTMENT, IRRIGATION BRANCH.

DAD CANAL.

CANAL PROJECT.

No. 4.—Interest Account for, and to end of, 1923-24.

	Amount Rs.		Amount Rs.
Total interest charges to end of 1922-1923 .. .. .	19,21,033	Net Revenue realized to end of 1922-1923 as per No. 3 ..	11,07,448
Interest charges for the year 1923-1924 .. .. .	86,201	Net Revenue realized during 1923-1924 as per No. 3 .. .. .	1,31,369
On Rs. 25,76,626 outlay to end of the year 1916-17 at the average rate 3·3252 per cent. .. Rs. 85,678		Total Net Revenue realized to to end of the year as per No. 3 .. .. .	12,38,817
On subsequent outlay (from 1917-18 to 1922-23 and half of 1923-24) Rs. 9,182 at the average rate 5·69 per cent. .. 523		Balance net interest charges ..	7,68,417
Total ..	20,07,234	Total ..	20,07,234

No. 5.—Account of Indirect Charges for, and to end of, year 1923-24.

Particulars.	Previous.	1923-24.	Total.	Particulars.	Previous.	1923-24.	Total.
	Rs.	Rs.	Rs.		Rs.	Rs.	Rs.
<b>CAPITAL ACCOUNT.</b>				<b>REVENUE ACCOUNT.</b>			
1. Capitalized abatement of Land Revenue ..	41,453	..	41,453	1. Capitalized abatement of Land Revenue ..	1,194	1,573	2,767
2. Leave and Pension Allowances ..	52,975	17	52,992	2. Leave and Pension Allowances ..	69,233	4,310	73,543
3. Audit and Accounts Establishment ..	174	3	177	3. Audit and Accounts Establishment ..	1,816	821	2,637
Total ..	94,602	20	94,622	Total ..	72,243	6,704	78,947

## DAD CANAL.

## CANAL PROJECT.

No. 6.—Statement comparing Capital Cost to end of 1923-24 with sanctioned Estimates.

Particulars.	Charges against closed sanctions.			Current Sanctions.			Total charges to date against old and current sanctions.
	Expenditure against construction Estimate.	Expenditure against open Capital sanctions.	Total.	Charges to date.	Amount of sanctioned Estimate.	Unspent balance of Estimate.	
1	2	3	4	5	6	7	8
	Rs.	Rs.	Rs.	Rs.	Rs.	Rs.	Rs.
<b>DIRECT CHARGES.</b>							
Works .. .. .	18,99,648	80,620	19,80,268	20,07,785	2,02,952	—4,833	21,88,053
Establishment ..	3,16,663	32,623	3,49,286	29,218	41,419	12,201	3,78,504
Tools and Plant ..	16,579	676	17,255	2,259	2,036	—223	19,514
Total ..	22,32,890	1,13,919	23,46,809	2,39,262	2,46,407	7,145	25,86,071
Less—Receipts on Capital Account ..	34	..	34	..	..	..	34
Net Total ..	22,32,856	1,13,919	23,46,775	2,39,262	2,46,407	7,145	25,86,037
<b>INDIRECT CHARGES.</b>							
Capitalized abatement of Land Revenue ..	40,168	1,110	41,278	175	3,025	2,850	41,453
Leave and Pension Allowances ..	44,333	4,565	48,898	4,094	5,799	1,705	52,992
Audit charges ..	...	200	200	—23	...	23	177
Total ..	84,501	5,875	90,376	4,246	8,824	4,578	94,622
<b>GRAND TOTAL ..</b>	<b>23,17,357</b>	<b>1,19,794</b>	<b>24,37,151</b>	<b>2,43,508</b>	<b>2,55,231</b>	<b>11,723</b>	<b>26,80,659</b>

Revised Estimate of the Ren Distributary sanctioned by the Government of India, vide No. 979- I. dated 29th June 1914, communicated in G. R. No. W. I. 9017 dated 12th August 1914 .. .. .

Rs.  
2,55,231

## NASRAT CANAL.

## CANAL PROJECT.

No. 2.—Capital Account for, and to end of, 1923-24.

Heads of Account.	Direct Charges.			Cost of Construction as now estimated. (Construction estimate closed on 31st Mar. 1907.)	Expenditure against closed estimates.
	Previous.	1923-24.	Total.		
1	2	3	4	5	6
	Rs.	Rs.	Rs.	Rs.	Rs.
<b>I.—WORKS.</b>					
<b>(2) MAIN CANALS AND BRANCHES.</b>					
A. Preliminary Expenses ..	1,653	..	1,653	1,653	1,653
B. Land .. ..	40,941	..	40,941	40,941	40,941
D. Regulators .. ..	1,84,574	..	1,84,574	1,84,574	1,84,574
G. Bridges .. ..	67,852	..	67,852	67,852	67,852
K. Buildings .. ..	69,315	..	69,315	69,315	69,315
L. Earth-work .. ..	9,78,967	..	9,78,967	9,78,967	9,78,967
O. Miscellaneous .. ..	4,430	..	4,430	4,430	4,430
Total Main Canals and Branches ..	13,47,732	..	13,47,732	13,47,732	13,47,732
<b>(3) DISTRIBUTARIES.</b>					
B. Land .. ..	576	..	576	576	576
C. Works .. ..	1,41,332	1,233	1,42,565	1,42,565	1,42,565
L. Earth-work .. ..	73,188	..	73,188	73,188	73,188
O. Miscellaneous .. ..	—20,644	24	—20,620	—20,620	—20,620
Total Distributaries ..	1,94,452	1,257	1,95,709	1,95,709	1,95,709
<b>(4) DRAINAGE AND PROTECTIVE WORKS.</b>					
L. Earth-work .. ..	4,398	..	4,398	4,398	4,398
O. Miscellaneous .. ..	377	..	377	377	377
Total Drainage and Protective Works.	4,775	..	4,775	4,775	4,775
Total I.—Works ..	15,46,959	1,257	15,48,216	15,48,216	15,48,216
Carried over ..	15,46,959	1,257	15,48,216	15,48,216	15,48,216

## NASRAT CANAL.

## CANAL PROJECT.

## No. 2.—Capital Account for, and to end of, 1923-24.

Heads of Account.	Direct Charges.			Cost of Construction as now estimated. (Construction estimate closed on 31st Mar. 1907.)	Expenditure against closed estimates.
	Previous.	1923-24.	Total.		
1	2	3	4	5	6
	Rs.	Rs.	Rs.	Rs.	Rs.
Brought forward ..	15,46,959	1,257	15,48,216	15,48,216	15,48,216
<b>II.—ESTABLISHMENT.</b>					
1, and 2. Direction and Accounts ..	2,51,905	445	2,52,350	2,52,350	2,52,350
3. Executive ..					
4. Special Survey ..					
Total Establishment ..	2,53,168	445	2,53,613	2,53,613	2,53,613
III.—TOOLS AND PLANT ..	6,878	16	6,894	6,894	6,894
IV.—Suspense Accounts ..	..	..	..	..	..
Grand Total ..	18,07,005	1,718	18,08,723	18,08,723	18,08,723
V.—Less—Receipts on Capital Account	158	..	158	158	158
Net Outlay ..	18,06,847	1,718	18,08,565	18,08,565	18,08,565
<i>Apportionment.</i>					
Chargeable to 49—Irrigation ..	18,04,834	..	18,04,834	18,04,834	18,04,834
Chargeable to 55—Construction of Irrigation Works—Provincial ..	2,013	1,718	3,731	3,731	3,731
Total ..	18,06,847	1,718	18,08,565	18,08,565	18,08,565

## NASRAT CANAL.

## CANAL PROJECT.

No. 3.—Revenue Account for, and to end of, 1923-24.

Receipts.	TOTAL.			Charges.	TOTAL.		
	Previous.	1923-24.	Total.		Previous.	1923-24.	Total.
	Rs.	Rs.	Rs.		Rs.	Rs.	Rs.
<b>I.—DIRECT RECEIPTS.</b>				<b>I.—EXTENSIONS AND IMPROVEMENTS.</b>			
1. Water-rates from Irrigation ..	—468	—121	—589				
3. Sales of water ..	98	..	102				
5. Plantations ..	3,745	27	3,770	1. Main Canals and Branches ..	81,295	2,805	84,100
6. Other canal produce ..	2,018	1,065	3,083	3. Distributaries.	23,286	..	23,286
8. Navigation ..	68	..	68				
9. Rents of buildings ..	3,226	47	3,273	Total ..	1,04,581	2,805	1,07,386
10. Fines ..	3,942	..	3,942				
11. Miscellaneous receipts ..	2,934	—155	2,779	<b>II.—MAINTENANCE AND REPAIRS.</b>			
12 Deduct Refunds.	300	..	300	1. Main Canals and Branches ..	13,84,490	77,331	14,61,821
Total ..	15,261	867	16,128				
<b>II.—INDIRECT RECEIPTS.</b>							
Irrigation share of Land Revenue collected in the Civil Department	29,23,716	1,51,292	30,75,008				
4 per cent. on 9/10ths of the proceeds from sales of occupancy rights per Govt. of India Nos. 53 and 58-A. I., dated respectively 20th June and 1st August 1889, communicated in Government Resolutions No. 1209, dated 10th July, and No. 1913, dated 7th November 1889 ..	1,91,937	13,931	2,05,868	<b>IV.—ESTABLISHMENT.</b>			
				1 and 2. Direction and Accounts	5,09,161	23,989	5,38,150
				3. Executive ..			
Total ..	31,15,653	1,65,223	32,80,876	Total ..	5,09,161	23,989	5,38,150
Total Receipts ..	31,30,914	1,66,090	32,97,004	<b>V.—TOOLS AND PLANT</b>	14,595	1,128	15,726
Carried over ..	31,30,914	1,66,090	32,97,004	Carried over ..	20,12,830	1,10,253	21,23,083



NASRAT CANAL

CANAL PROJECT.

No. 3.—Revenue Account for, and to end of, 1923-24.

Receipts.	TOTAL.			Charges.	TOTAL.		
	Previous.	1923-24.	Total.		Previous.	1923-24.	Total.
	Rs.	Rs.	Rs.		Rs.	Rs.	Rs.
Brought forward ..	31,30,914	1,66,090	32,97,004	Brought forward ..	20,12,830	1,10,253	21,23,083
<i>Note.</i> —Loss to the canal on account of difference between assessment of water-rates on jaghir lands and assessment at the ordinary rates in force for Government lands noted here per Government of India Letter No. 233-I., dated 14th June 1883, communicated under Government Resolution No. 400, dated 11th August 1883.				VI.—REFUNDS OF REVENUE.	98	..	98
				Suspense Account	—1,465	..	—1,465
				Deduct Recoveries on revenue accounts ..	204	..	204
				Total ..	20,11,259	1,10,253	21,21,512
				Share of Collection Charges in the Civil Department	1,74,800	9,072	1,83,872
				Total direct charges ..	21,86,059	1,19,325	23,05,384
				Indirect Charges debitable to Revenue Account as per Account No. 5 ..	73,144	4,862	78,006
				Total Charges ..	22,59,203	1,24,187	23,83,390
				Balance Net Revenue ..	8,71,711	41,903	9,13,614
<b>GRAND TOTAL.</b>	<b>31,30,914</b>	<b>1,66,090</b>	<b>32,97,004</b>	<b>GRAND TOTAL.</b>	<b>31,30,914</b>	<b>1,66,090</b>	<b>32,97,004</b>
To end of 1922-23... Rs. 32,219							
Loss for 1923-24 .. 985							
Total .. 33,204							

N.B.—Construction Estimate closed on 31st March 1907, vide G.R. No. 2191, dated 17th August 1908. Completion Report approved in G.R. No. 1064, dated 30th April 1910.

## NASRAT CANAL.

## CANAL PROJECT.

## No. 4.—Interest Account for, and to end of, 1923-24.

	Amount Rs.		Amount Rs.
Total interest charges to end of 1922-23 .. .. .	12,82,228	Net Revenue realized to end of 1922-23 as per No. 3 .. .. .	8,71,711
Interest charges for the year 1923-24 .. .. .	60,020	Net Revenue realized during 1923-24 as per No. 3 .. .. .	41,903
On Rs. 18,11,482 outlay to end of the year 1916-17 at the average rate 3.3252 per cent. .. Rs. 60,235		Total Net Revenue realized to end of the year as per No. 3 .. .. .	9,13,614
On subsequent outlay Rs.—3,776 at the average rate 5.69 per cent. Rs. —215		Balance net interest charges .. .. .	4,28,634
Total .. .. .	13,42,248	Total .. .. .	13,42,248

## No. 5.—Account of Indirect Charges for, and to end of, year 1923-24.

Particulars.	Previous.	1923-24.	Total.	Particulars,	Previous.	1923-24.	Total.
	Rs.	Rs.	Rs.		Rs.	Rs.	Rs.
<b>CAPITAL ACCOUNT.</b>				<b>REVENUE ACCOUNT.</b>			
1. Capitalized abatement of Land Revenue .. .. .	22,749	..	22,749	1. Capitalized abatement of Land Revenue .. .. .	33	3	36
2. Leave and Pension Allowances .. .. .	35,442	62	35,504	2. Leave and Pension Allowances .. .. .	71,284	4,058	75,342
3. Audit and Accounts Establishment .. .. .	15	13	28	3. Audit and Accounts Establishment .. .. .	1,827	801	2,628
Total .. .. .	58,206	75	58,281	Total .. .. .	73,144	4,862	78,006

NASRAT CANAL.

CANAL PROJECT.

No. 6.—Statement comparing Capital Cost to end of 1923-24 with sanctioned Estimates.

Particulars.	Charges against closed sanctions.			Current Sanctions.			Total charges to date against old and current sanctions.
	Expenditure against construction Estimate.	Expenditure against open Capital sanctions.	Total.	Charges to date.	Amount of sanctioned Estimate.	Unspent balance of Estimate.	
1	2	3	4	5	6	7	8
	Rs.	Rs.	Rs.	Rs.	Rs.	Rs.	Rs.
<b>DIRECT CHARGES.</b>							
Works .. .. .	15,71,638	—23,422	15,48,216	...	...	...	15,48,216
Establishment ..	2,23,469	30,144	2,53,613	...	...	...	2,53,613
Tools and Plant ..	5,046	1,848	6,894	...	...	...	6,894
<b>Total ..</b>	<b>18,00,153</b>	<b>8,570</b>	<b>18,08,723</b>	<b>...</b>	<b>...</b>	<b>...</b>	<b>18,08,723</b>
Less—Receipts on Capital Account ..	158	...	158	...	...	...	158
<b>Net Total ..</b>	<b>17,99,995</b>	<b>8,570</b>	<b>18,08,565</b>	<b>...</b>	<b>...</b>	<b>...</b>	<b>18,08,565</b>
<b>INDIRECT CHARGES.</b>							
Capitalized abatement of Land Revenue ..	15,098	7,651	22,749	...	...	...	22,749
Leave and Pension Allowances ..	31,285	4,219	35,504	...	...	...	35,504
Audit and Accounts ..	...	28	28	...	...	...	28
<b>Total ..</b>	<b>46,383</b>	<b>11,898</b>	<b>58,281</b>	<b>...</b>	<b>...</b>	<b>...</b>	<b>58,281</b>
<b>GRAND TOTAL ..</b>	<b>18,46,378</b>	<b>20,468</b>	<b>18,66,846</b>	<b>...</b>	<b>...</b>	<b>...</b>	<b>18,66,846</b>

## SUTTAH CANAL

## CANAL PROJECT.

No. 2.—Detailed Account of Capital Expenditure for, and to end of, 1923-24.

Heads of Account.	Direct Charges.			Cost of Construction as now estimated (Construction estimate closed on 31st Mar. 1910).	Expenditure against closed estimates.
	Previous	1923-24.	Total.		
1	2	3	4	5	6
	Rs.	Rs.	Rs.	Rs.	Rs.
<b>I.—WORKS.</b>					
<b>(2) MAIN CANALS AND BRANCHES.</b>					
B. Land .. ..	1,789	..	1,789	1,789	1,789
D. Regulators .. ..	70,889	..	70,889	70,889	70,889
G. Bridges .. ..	7,872	..	7,872	7,872	7,872
L. Earth-work .. ..	56,679	2,996	59,675	63,164	56,679
O. Miscellaneous .. ..	2,904	..	2,904	2,904	2,904
Total Main Canals and Branches ..	1,40,133	2,996	1,43,129	1,46,618	1,40,133
<b>II.—ESTABLISHMENT.</b>					
1 and 2. Direction and Accounts ..	6,917	} 677	32,496	33,213	{ 6,917
3. Executive .. ..	24,902				
Total Establishment ..	31,819	677	32,496	33,213	31,819
<b>III.—TOOLS AND PLANT</b> ..					
III.—TOOLS AND PLANT ..	2,076	4	2,080	2,173	2,076
<b>IV.—Suspense Accounts</b> ..					
IV.—Suspense Accounts ..	..	..	..	..	..
Grand Total ..	1,74,028	3,677	1,77,705	1,82,004	1,74,028
<b>V.—Less—Receipts on Capital Account</b> ..					
V.—Less—Receipts on Capital Account ..	..	..	..	..	..
Net Outlay ..	1,74,028	3,677	1,77,705	1,82,004	1,74,028

SUTTAH CANAL.

CANAL PROJECT.

No. 2.—Capital Account for, and to end of, 1923-24.

Heads of Account.	Direct Charges.			Cost of Construction as now estimated (Construction estimate closed on 31st Mar. 1910).	Expenditure against closed estimates.
	Previous.	1923-24.	Total.		
1	2	3	4	5	6
	Rs.	Rs.	Rs.	Rs.	Rs.
<i>Apportionment.</i>					
Chargeable to 43—Minor Works and Navigation ..	1,74,028	..	1,74,028	} 1,82,004	1,74,028
Chargeable to 55—Construction of Irrigation Works ..	..	3,677	3,677		
Total ..	1,74,028	3,677	1,77,705	1,82,004	1,74,028

## SUTTAH CANAL.

## CANAL PROJECT.

No. 3.—Revenue Account for, and to end of, 1923-24.

Receipts.	TOTAL.			Charges.	TOTAL.		
	Previous.	1923-24.	Total		Previous.	1923-24.	Total.
	Rs.	Rs.	Rs.		Rs.	Rs.	Rs.
<b>I.—DIRECT RECEIPTS.</b>				<b>I.—EXTENSIONS AND IMPROVEMENTS.</b>			
1. Water-rates from Irrigation ..	313	1	314	1. Main Canals and Branches ..	10,140	..	10,140
2. Plantations ..	1,272	6	1,278	2. Average Expenditure before improvements ..	-37,886	-1,994	-39,880
3. Other canal produce.							
4. Fines ..	159	..	159				
5. Miscellaneous receipts ..	-96	-40	-136				
<b>Total ..</b>	<b>1,648</b>	<b>-33</b>	<b>1,615</b>	<b>Total ..</b>	<b>-27,746</b>	<b>-1,994</b>	<b>-29,740</b>
<b>II.—INDIRECT RECEIPTS.</b>				<b>II.—MAINTENANCE AND REPAIRS.</b>			
Irrigation share of Land Revenue collected in the Civil Department.	2,46,373	23,138	2,69,511	1. Main Canals and Branches ..	1,87,632	6,356	1,93,988
4 per cent. on 9/10ths of the proceeds from sales of occupancy rights per Govt. of India Nos.53 and 58-A-I., dated respectively, 20th June and 1st August 1889, communicated in Government Resolution No. 1209, dated 10th July, and No. 1913 dated 7th November 1889 ..	10,154	921	11,075	<b>Total ..</b>	<b>1,87,632</b>	<b>6,356</b>	<b>1,93,988</b>
<b>Total ..</b>	<b>2,56,527</b>	<b>24,059</b>	<b>2,80,586</b>	<b>III.—COMPENSATION ..</b>	<b>..</b>	<b>..</b>	<b>..</b>
<b>Total Receipts ..</b>	<b>2,58,175</b>	<b>24,026</b>	<b>2,82,201</b>	<b>IV.—ESTABLISHMENT.</b>			
<b>Carried over ..</b>	<b>2,58,175</b>	<b>24,026</b>	<b>2,82,201</b>	1 and 2. Direction and Accounts ..	16,348	796	17,144
				3. Executive ..			
				<b>Total ..</b>	<b>16,348</b>	<b>796</b>	<b>17,144</b>
				<b>V.—TOOLS AND PLANT ..</b>	<b>1,087</b>	<b>4</b>	<b>1,091</b>
				<b>Total ..</b>	<b>1,77,321</b>	<b>5,162</b>	<b>1,82,483</b>
				<b>Carried over ..</b>	<b>1,77,321</b>	<b>5,162</b>	<b>1,82,483</b>

SUTTAH CANAL.

CANAL PROJECT.

Receipts.	TOTAL.			Charges.	TOTAL.		
	Previous.	1923-24.	Total.		Previous.	1923-24.	Total.
	Rs.	Rs.	Rs.		Rs.	Rs.	Rs.
Brought forward ..	2,58,175	24,026	2,82,201	Brought forward ..	177,321	5,162	1, 2,483
<i>Note.</i> —Loss to the canal on account of difference between assessment of water-rates on jaghir lands and assessment at the ordinary rates in force for Government lands noted here per Government of India Letter No. 233-I., dated 14th June 1883, communicated under Government Resolution No. 400, dated 11th August 1883.				Share of Collection Charges in the Civil Department.	14,648	1,387	16,035
				Total Direct charges ..	1,91,969	6,549	1,98,518
				Indirect Charges debitable to Revenue Account as per Account No. 5 ..	2,578	594	3,172
To end of Rs. 1922-23 .. 5,270				Total Charges ..	1,94,547	7,143	2,01,690
Loss for 1923-24 .. 149				Balance Net Revenue ..	63,628	16,883	80,511
Total .. 5,419				GRAND TOTAL.	2,58,175	24,026	2,82,201
GRAND TOTAL.	2,58,175	24,026	2,82,201	GRAND TOTAL.	2,58,175	24,026	2,82,201

*N.B.*—Construction Estimate closed on 31st March 1910, vide G. R., No. 299, dated 5th February 1910. Completion Report approved in G. R., No. 950 dated 9th May 1911.

## SUTTAH CANAL.

## CANAL PROJECT.

No. 4.—Interest Account for, and to end of, 1923-24.

	Amount. Rs.		Amount. Rs.
Total interest charges to end of 1922-23 .. .. .	1,09,258	Net Revenue realized to end of 1922-23 as per No. 3 .. .. .	63,628
Interest charges for the year 1923-24 .. .. .	5,892	Net Revenue realized during 1923-24 as per No. 3 .. .. .	16,883
On Rs. 1,74,028 outlay to end of the year 1916-17 at the average rate 3·3252 per cent. ..	Rs. 5,787	Total Net Revenue realized to end of the year as per No. 3 .. .. .	80,511
On subsequent outlay Rs. 1,839 at the average rate 5·69 per cent. ..	105	Balance net interest charges ..	34,639
Total ..	1,15,150	Total ..	1,15,150

No. 5.—Account of Indirect Charges for, and to end of, year 1923-24.

Particulars.	Previous.	1923-24.	Total.	Particulars.	Previous.	1923-24.	Total.
	Rs.	Rs.	Rs.		Rs.	Rs.	Rs.
<b>CAPITAL ACCOUNT.</b>				<b>REVENUE ACCOUNT.</b>			
1. Capitalized abatement of Land Revenue ..	1,597	..	1,597	1. Capitalized abatement of Land Revenue ..	..	439	439
2. Leave and Pension Allowances ..	4,454	95	4,549	2. Leave and Pension Allowances ..	2,288	111	2,399
3. Audit and Accounts Establishment ..	..	30	30	3. Audit and Accounts Establishment ..	290	44	334
Total ..	6,051	125	6,176	Total ..	2,578	594	3,172



## SUTTAH CANAL.

## CANAL PROJECT.

No. 6.—Statement comparing Capital Cost to end of 1923-24 with sanctioned estimates.

Particulars.	Charges against closed sanctions.			Current sanctions.			Total charges to date against old and current sanctions.
	Expenditure against construction estimate.	Expenditure against open Capital sanctions.	Total.	Charges to date.	Amount of sanctioned estimate.	Unspent balance of estimate.	
1	2	3	4	5	6	7	8
	Rs.	Rs.	Rs.	Rs.	Rs.	Rs.	Rs.
<b>DIRECT CHARGES.</b>							
Works .. .. .	1,40,077	56	1,40,133	2,996	6,485	3,489	1,43,129
Establishment ..	31,819	...	31,819	677	1,394	717	32,496
Tools and Plant ..	2,076	...	2,076	4	97	93	2,080
Total ..	1,73,972	56	1,74,028	3,677	7,976	4,299	1,77,705
Less—Receipts on Capital Account ..	...	...	...	...	...	...	...
Net Total ..	1,73,972	56	1,74,028	3,677	7,976	4,299	1,77,705
<b>INDIRECT CHARGES.</b>							
Capitalized abatement of Land Revenue ..	1,574	23	1,597	...	...	...	1,597
Leave and Pension Allowances ..	4,454	...	4,454	95	195	100	4,549
Audit and Accounts ..	...	...	...	30	65	35	30
Total ..	6,028	23	6,051	125	260	135	6,176
<b>GRAND TOTAL ..</b>	<b>1,80,000</b>	<b>79</b>	<b>1,80,079</b>	<b>3,802</b>	<b>8,236</b>	<b>4,434</b>	<b>1,83,881</b>

Estimate sanctioned in G. R. (P. W. D.), No. 4251, dated 13th November 1923.

## BHAGAR CANAL.

## CANAL PROJECT.

No. 2.—Capital Account for, and to end of, 1923-24.

Heads of Account.	Direct Charges.			Cost of construction as now estimated. (Construction estimate closed during 1921-22.)	Expenditure against closed estimates.
	Previous.	1923-24.	Total.		
1	2	3	4	5	6
I.—WORKS.	Rs.	Rs.	Rs.	Rs.	Rs.
(2) MAIN CANALS AND BRANCHES.					
D. Regulators .. ..	..	30,000	30,000	4,29,054	..
Total Main Canals and Branches ..	..	30,000	30,000	4,29,054	..
Unclassified outlay ..	1,94,567	..	1,94,567	1,94,567	1,94,567
Total I.—Works ..	1,94,567	30,000	2,24,567	6,23,621	1,94,567
II.—ESTABLISHMENT.					
1 and 2. Direction and Accounts ..	} 35,968	6,778	42,746	1,28,215	35,968
3. Executive .. ..					
4. Medical .. ..					
5. Special Survey .. ..					
Total Establishment ..	35,968	6,778	42,746	1,28,215	35,968
III.—TOOLS AND PLANT ..	335	37	372	6,771	335
Grand Total ..	2,30,870	36,815	2,67,685	7,58,607	2,30,870
V.—Less—Receipts on Capital Account	..	..	..	..	..
Net Outlay ..	2,30,870	36,815	2,67,685	7,58,607	2,30,870

(a) Previous outlay to end of the years 1921-22 brought forward as the canal has been reclassified under the head 55, Construction of Irrigation Works Unproductive G.R. (P.W.D.) No. 636, dated 18th July 1923.

BHAGAR CANAL.

CANAL PROJECT.

No. 2.—Capital Account for, and to end of, 1923-24.

Heads of Account.	Direct Charges.			Cost of construction as now estimated. (Construction estimate closed during 1921-22.)	Expenditure against closed estimates.
	Previous.	1923-24.	Total.		
1	2	3	4	5	6
	Rs.	Rs.	Rs.	Rs.	Rs.
<i>Apportionment.</i>					
Chargeable to 15, Other Revenue expenditure, etc.	2,30,870	..	2,30,870	} 7,58,607	2,30,870
Chargeable to 55—Construction of Irrigation Works.	..	36,815	36,815		
Total ..	2,30,870	36,815	2,67,685	7,58,607	2,30,870

## BHAGAR CANAL.

No. 3.—Revenue Account for, and to end of, 1923-24.

Receipts.	TOTAL			Charges.	TOTAL.		
	Previous.	1923-24.	Total.		Previous.	1923-24.	Total.
	Rs.	Rs.	Rs.		Rs.	Rs.	Rs.
<b>I.—DIRECT RECEIPTS.</b>				<b>I.—EXTENSIONS AND IMPROVEMENTS.</b>			
1. Water-rates from Irrigation ..	1,153	794	1,947	1. Head Works ..	1,700	..	1,700
5. Plantations ..	121	81	202	2. Main Canals and Branches ..			
6. Other canal produce ..	100	38	138	3. Distributaries ..			
8. Navigation ..	169	165	334	4. Drainage and Protective Works. }			
9. Rents of buildings ..	...	16	16	Total ..	1,700	..	1,700
10. Fines ..	10	..	10				
11. Miscellaneous receipts ..	3,086	859	3,945	<b>II.—MAINTENANCE AND REPAIRS.</b>			
Total ..	4,639	1,953	6,592	1. Head Works..	35,042	30,002	65,044
				2. Main Canals and Branches.			
				3. Distributaries ..			
				4. Drainage and Protective Works. }			
<b>II.—INDIRECT RECEIPTS.</b>				<b>III.—COMPENSATION.</b>			
Irrigation share of Land Revenue collected in the Civil Department.	72,854	74,279	1,47,133	<b>IV.—ESTABLISHMENT.</b>			
4 per cent. on 9-10ths of the proceed from sales of occupancy rights per Govt. of India Nos. 53 and 58-A. I., dated respectively 20th June and 1st August 1889, communicated in Government Resolution No. 1209, dated 10th July, and No. 1913, dated 7th November 1889.	1,537	1,627	3,164	1 and 2. Direction and Accounts. }	6,680	6,779	13,459
				3. Executive ..			
Total ..	74,391	75,906	1,50,297	Total ..	6,680	6,779	13,459
Total Receipts ..	79,030	77,859	1,56,889	<b>V.—TOOLS AND PLANTS.</b>	928	38	966
Carried over ..	79,030	77,859	1,56,889	Carried over ..	44,350	36,819	81,169

BHAGAR CANAL.

CANAL PROJECT.

No. 3.—Revenue Account for, and to end of, 1923-24.

Receipts.	TOTAL.			Charges.	TOTAL.		
	Previous.	1923-24.	Total.		Previous.	1923-24.	Total.
	Rs.	Rs.	Rs.		Rs.	Rs.	Rs.
Brought forward ..	79,030	77,859	1,06,889	Brought forward ..	44,350	36,819	81,169
<i>Note.</i> —Loss to the canal on account of difference between assessment of water-rates on jaghir lands and assessment at the ordinary rates in force for Government lands noted here per Government of India Letter No. 233-I., dated 14th June 1883, communicated under Government Resolution No. 400, dated 11th August 1883.				Less Receipts on Revenue Account.	169	..	169
				Total ..	44,181	36,819	81,000
				Share of Collection Charges in the Civil Department.	4,441	4,504	8,945
				Total Direct ..	48,622	41,323	89,945
				Indirect Charges debitable to Revenue Account as per Account No. 5 ..	1,302	1,451	2,753
				Total Charges ..	49,924	42,774	92,698
				Balance Net Revenue ..	29,106	35,085	64,191
				GRAND TOTAL.	79,030	77,859	1,56,889
	To end of 1922-23 ..	Rs. 5,056					
	Loss for 1923-24 ..	6,369					
Total ..	11,425						
GRAND TOTAL.	79,030	77,859	1,56,889	GRAND TOTAL.	79,030	77,859	1,56,889

Old work originally classed under 'Works for which only Revenue Accounts are kept, has been reclassified under the head '55, Construction of Irrigation Works' according to the instructions given in paragraph 18 of the Government of India, P.W.D., Circular No. 3-P.W., dated 24th September 1921.

## BAGHAR CANAL.

No. 4.—Interest Account for, and to end of, 1923-24.

	Amount Rs.		Amount Rs.
Total interest charges to end of 1922-23 .. .. .	7,810	Net Revenue realized to end of 1922-23 as per No. 3 .. .. .	29,106
Interest charges for the year 1923-24 .. .. .	8,870	Net Revenue realized during 1923-24 as per No. 3 .. .. .	35,085
On Rs. 2,24,709 outlay to end of the year 1916-17 at the average rate 3·3252 per cent. .. Rs. 7,472		Total Net Revenue realized to end of the year as per No. 3.	64,191
On subsequent outlay Rs. 24,568 at the average rate 5·69 per cent. .. 1,398		Balance net interest charges ..	-47,511
Total ..	16,680	Total ..	16,680

No 5.—Account of Indirect Charges for, and to end of, year 1923-24.

Particulars.	Previous.	1923-24.	Total.	Particulars.	Previous.	1923-24.	Total.
	Rs.	Rs.	Rs.		Rs.	Rs.	Rs.
<b>CAPITAL ACCOUNT.</b>				<b>REVENUE ACCOUNT.</b>			
1. Capitalized abatement of Land Revenue .. .. .	..	..	..	1. Capitalized abatement of Land Revenue .. .. .	..	202	202
2. Leave and Pension Allowances .. (a)5,034	949	5,983		2. Leave and Pension Allowances ..	935	949	1,884
3. Audit and Accounts Establishment .. .. .	..	300	300	3. Audit and Accounts Establishment .. .. .	367	300	667
Total ..	5,034	1,249	6,283	Total ..	1,302	1,451	2,753

Vide note under No. 2 Capital Account.

## BAGHAR CANAL.

No. 6.—Statement comparing Capital Cost to end of 1923-24 with sanctioned Estimates.

Particulars.	Charges against closed sanctions.			Current sanctions.			Total charges to date against old and current sanctions.
	Expenditure against construction Estimate.	Expenditure against open Capital sanctions.	Total.	Charges to date.	Amount of sanctioned Estimate.	Unspent balance of Estimate.	
1	2	3	4	5	6	7	8
	Rs.	Rs.	Rs.	Rs.	Rs.	Rs.	Rs.
<b>DIRECT CHARGES.</b>							
Works .. .. .	1,94,567	..	1,94,567	30,000	4,29,054	3,99,054	2,24,567
Establishment ..	35,968	...	35,968	6,778	92,247	85,469	42,746
Tools and Plant ..	335	...	335	37	6,436	6,399	372
Total ..	2,30,870	...	2,30,870	36,815	5,27,737	4,90,922	2,67,685
Less—Receipts on Capital Account ..	...	...	...	...	...	...	...
Net Total ..	2,30,870	...	2,30,870	36,815	5,27,737	4,90,922	2,67,685
<b>INDIRECT CHARGES.</b>							
Capitalized abatement of Land Revenue ..	...	...	...	...	...	...	...
Leave and Pension Allowances ..	5,034	...	5,034	949	12,915	11,966	5,983
Audit and Accounts ..	...	...	...	300	4,291	3,991	300
Total ..	5,034	...	5,034	1,249	17,206	15,957	6,283
<b>GRAND TOTAL ..</b>	<b>2,35,904</b>	<b>...</b>	<b>2,35,904</b>	<b>38,064</b>	<b>5,44,943</b>	<b>5,06,879</b>	<b>2,73,968</b>

Estimate sanctioned in Government Resolution (P. W. D.) No. 631, dated 3rd July 1923.

## DADU CANAL.

## CANAL PROJECT.

No. 2.—Capital Account for, and to end of, 1923-24.

Heads of Account.	Direct Charges.			Cost of Construction as now estimated. (Construction estimate closed during 1921-22).	Expenditure against closed estimates.
	Previous.	1923-24.	Total		
1	2	3	4	5	6
<b>I.—WORKS.</b>	Rs.	Rs.	Rs.	Rs.	Rs.
Unclassified outlay ..	(a) 23,324	..	23,324	23,324	23,324
Total I—Works ..	23,324	..	23,324	23,324	23,324
<b>II.—ESTABLISHMENT.</b>					
1 and 2. Direction and Accounts ..	} (a) 4,764	..	4,764	4,764	4,764
3. Executive ..					
Total, Establishment ..	4,764	..	4,764	4,764	4,764
<b>III.—TOOLS AND PLANT</b> ..	(a) 161	..	161	161	161
<b>IV.—Suspense Accounts</b> ..	..	..	..	..	..
Grand Total ..	28,249	..	28,249	28,249	28,249
<b>V.—Less—Receipts on Capital Account</b> ..	..	..	..	..	..
Net Outlay ..	28,249	..	28,249	28,249	28,249
<i>Apportionment.</i>					
Chargeable to 15 Other Revenue expenditure, etc.	28,249	..	28,249	28,249	28,249
Chargeable to 55, Construction of Irrigation Works—Provincial.	..	..	..	..	..
Total ..	28,249	..	28,249	28,249	28,249

(a) Previous capital outlay brought forward as the work has been reclassified under the head "55, Construction of Irrigation Works (Unproductive) vide G.R. (P.W.D.) No. 1606, dated 30th November 1923.



DADU CANAL,

CANAL PROJECT.

No. 3.—Revenue Account for, and to end of, 1923-24.

Receipts.	TOTAL			Charges.	TOTAL		
	Previous.	1923-24.	Total.		Previous.	1923-24.	Total.
	Rs.	Rs.	Rs.		Rs.	Rs.	Rs.
<b>I.—DIRECT RECEIPTS.</b>				<b>I.—EXTENSIONS AND IMPROVEMENTS.</b>			
3. Sales of water	...	1	1				
6. Other canal produce	...	16	16	<b>II.—MAINTENANCE AND REPAIRS.</b>			
11. Miscellaneous receipts	...	260	260	2. Main Canals and Branches	...	30,549	30,549
12. Deduct—refunds	...	4	4				
<b>Total ..</b>	...	<b>273</b>	<b>273</b>	<b>Total ..</b>	...	<b>30,549</b>	<b>30,549</b>
<b>II.—INDIRECT RECEIPTS.</b>				<b>III.—COMPENSATION</b>			
Irrigation share of Land Revenue collected in the Civil Department.	...	31,869	31,869				
4 per cent. on 9/10ths of the proceeds from sales of occupancy rights per Govt. of India Nos. 53 and 58-A. I., dated respectively 20th June and 1st August 1889, communicated in Government Resolution No. 1209, dated 10th July, and No. 1913, dated 7th November 1889	...	553	553	<b>IV.—ESTABLISHMENT.</b>			
				1 and 2. Direction and Accounts	...	6,903	6,903
				3. Executive	...		
<b>Total ..</b>	...	<b>32,422</b>	<b>32,422</b>	<b>Total ..</b>	...	<b>6,903</b>	<b>6,903</b>
<b>Total Receipts ..</b>	...	<b>32,695</b>	<b>32,695</b>	<b>V.—TOOLS AND PLANT ..</b>	...	<b>38</b>	<b>38</b>
Carried over ..	..	32,695	32,695	Carried over ..	..	37,490	37,490

214 PUBLIC WORKS DEPARTMENT, IRRIGATION BRANCH.

DADU CANAL.

CANAL PROJECT.

No. 3.—Revenue Account for, and to end of, 1923-24.

Receipts.	TOTAL			Charges.	TOTAL		
	Previous.	1923-24.	Total.		Previous	1923-24.	Total.
	Rs.	Rs.	Rs.		Rs.	Rs.	Rs.
Brought forward ..	..	32,695	32,695	Brought forward ..	..	37,490	37,490
<i>Note.</i> —Loss to the canal on account of difference between assessment of water-rates on jaghir lands and assessment at the ordinary rates in force for Government lands noted here per Government of India Letter No. 233-I., dated 14th June 1883, communicated under Government Resolution No. 400, dated 11th August 1883.				Share of collection charges in the Civil Department.	...	1,912	1,912
				Total direct charges.	...	39,402	39,402
				Indirect charges debitable to Revenue Account as per Account No. 5 ..	...	1,271	1,271
				Total charges. ..	...	40,673	40,673
				Balance Net Revenue ..	...	—7,978	—7,978
To end of 1922-23. Rs. ..							
Loss for 1923-24. Rs. 270							
GRAND TOTAL..	...	32,695	32,695	GRAND TOTAL..	...	32,695	32,665

N.B.—Construction Estimate closed during 1921-22, vide G. R. No. 1606, dated 30th November 1923.

DADU CANAL.

CANAL PROJECT.

No. 4.—Interest Account for, and to end of, 1923-24.

	Amount Rs.		Amount Rs.
Total interest charges to end of 1922-23 .. .. .	..	Net Revenue realized to end of 1922-23 as per No. 3 .. .. .	..
Interest charges for the year 1923-1924 .. .. .	940	Net Revenue realized during 1923-24 as per No. 3 .. .. .	—7,978
On Capital outlay to end of 1916-17 Rs. 28,218 at the average rate 3.3252 per cent. .. Rs. 938		Total Net Revenue realized to end of the year as per No. 3.	—7,978
On subsequent outlay Rs. 31 at the average rate 5.69 per cent. .. .. 2		Balance net interest charges .. .. .	8,918
Total .. .. .	940	Total .. .. .	940

No. 5.—Account of Indirect Charges for, and to end of, 1923-24.

Particulars.	Previous.	1923-24.	Total.	Particulars.	Previous.	1923-24.	Total.
	Rs.	Rs.	Rs.		Rs.	Rs.	Rs.
<b>CAPITAL ACCOUNT.</b>				<b>REVENUE ACCOUNT.</b>			
1. Capitalized abatement of Land Revenue .. .. .	..	..	..	1. Capitalized abatement of Land Revenue .. .. .	..	..	..
2. Leave and Pension Allowances .. .. .	(a) 666	..	666	2. Leave and Pension Allowances .. .. .	..	966	966
3. Audit and Accounts Establishment .. .. .	..	..	..	3. Audit and Accounts Establishment .. .. .	..	305	305
Total .. .. .	666	..	666	Total .. .. .	..	1,271	1,271

(a) Please see note (a) under 2, Capital Account.

## DADU CANAL.

No. 6.—Statement comparing Capital cost to end of 1923-24 with sanctioned Estimates.

Particulars.	Charges against closed sanctions.			Current Sanctions.			Total charges to date against old and current sanctions.
	Expenditure against construction Estimate.	Expenditure against open Capital sanctions.	Total.	Charges to date.	Amount of sanctioned Estimate.	Unspent balance of Estimate.	
1	2	3	4	5	6	7	8
	Rs.	Rs.	Rs.	Rs.	Rs.	Rs.	Rs.
<b>DIRECT CHARGES.</b>							
Works ..	23,324	...	23,324	...	...	...	23,324
Establishment ..	4,764	...	4,764	...	...	...	4,764
Tools and Plant ..	161	...	161	...	...	...	161
Suspense Accounts ..	...	...	...	...	...	...	...
Total ..	28,249	...	28,249	...	...	...	28,249
Less—Receipts on Capital Account ..	...	...	...	...	...	...	...
Net Total ..	28,249	...	28,249	...	...	...	28,249
<b>INDIRECT CHARGES.</b>							
Capitalized abatement of Land Revenue ..	...	...	...	...	...	...	...
Leave and Pension Allowances ..	666	...	666	...	...	...	666
Total ..	666	...	666	...	...	...	666
<b>GRAND TOTAL ..</b>	<b>28,915</b>	...	<b>28,915</b>	...	...	...	<b>28,915</b>

SEHARWAH CANAL.

CANAL PROJECT.

No. 2.—Capital Account for, and to end of, 1923-24.

Heads of Account.	Direct Charges.			Cost of Construction as now estimated.	Expenditure against closed estimates.
	Previous.	1923-24.	Total.		
1	2	3	4	5	6
	Rs.	Rs.	Rs.	Rs.	Rs.
<b>I.—WORKS.</b>					
<b>(1) HEAD WORKS.</b>					
C. Works .. .. .	..	..	..	50,000	..
Total Head Works ..	..	..	..	50,000	..
<b>(2) MAIN CANALS AND BRANCHES.</b>					
A. Preliminary Expenses .. .. .	..	..	..	4,768	..
B. Land .. .. .	..	..	..	12,803	..
D. Regulators .. .. .	..	..	..	70,765	..
G. Bridges .. .. .	..	..	..	23,853	..
K. Buildings .. .. .	24,126	—103	24,023	1,15,875	..
L. Earth-work .. .. .	..	..	..	2,39,839	..
P. Maintenance .. .. .	..	..	..	18,172	..
Total Main Canals and Branches ..	24,126	—103	24,023	4,86,075	..
<b>(3) DISTRIBUTARIES.</b>					
B. Land .. .. .	..	..	..	37,851	..
C. Works .. .. .	..	..	..	45,261	..
L. Earth-work .. .. .	..	..	..	2,29,216	..
O. Miscellaneous .. .. .	..	..	..	—1,64,506	..
P. Maintenance .. .. .	..	..	..	5,828	..
Total Distributaries ..	..	..	..	1,53,650	..
Total I—Works ..	24,126	—103	24,023	6,89,725	..
Carried over ..	24,126	—103	24,023	6,89,725	..

## SEHARWAH CANAL.

## CANAL PROJECT.

No. 2.—Capital Account for, and to end of, 1923-24.

Heads of Account.	Direct Charges.			Cost of Construction as now estimated.	Expenditure against closed estimates.
	Previous.	1923-24.	Total.		
1	2	3	4	5	6
Brought forward ..	Rs. 24,126	Rs. —103	Rs. 24,023	Rs. 6,89,725	
<b>II.—ESTABLISHMENT.</b>					
1 and 2. Direction and Accounts ..	} 3,892	—23	3,869	1,57,416	..
3. Executive ..					
Total Establishment ..	3,892	—23	3,869	1,57,416	..
III.—TOOLS AND PLANT ..	377	..	377	10,346	..
IV.—Suspense Accounts ..	..	..	..	..	..
Grand Total ..	28,395	—126	28,269	8,57,487	..
V.—Less—Receipts on Capital Account	..	..	..	..	..
Net Outlay ..	28,395	—126	28,269	8,57,487	..
<i>Apportionment.</i>					
Chargeable to 49—Irrigation ..	29,348	..	29,348	} 8,57,487	..
Chargeable to 55—Minor Works and Navigation Com. Irrigation ..	—953	—126	—1,079		
Total* ..	28,395	—126	28,269	8,57,487	..

SEHARWAH CANAL.

CANAL PROJECT.

No. 4.—Interest Account for, and to end of, 1923-24.

	Amount. Rs.		Amount. Rs.
Total interest charges to end of 1922-23 .. .. .	5,098	Net Revenue realized to end of 1922-23 as per No. 3 .. .. .	..
Interest charges for the year 1923-24 .. .. .	1,612	Net Revenue realized during 1923-24 as per No. 3 .. .. .	..
On Rs. 28,332 outlay from 1917-18 to end of 1922-23 and half of 1923-24 at the average rate 5.69 per cent.		Total Net Revenue realized to end of the year as per No. 3. .. .. .	..
		Balance net interest charges .. .. .	6,710
Total .. .. .	6,710	Total .. .. .	6,710

No. 5.—Account of Indirect Charges for, and to end of year, 1923-24.

Particulars.	Previous.	1923-24.	Total.	Particulars.	Previous.	1923-24.	Total.
	Rs.	Rs.	Rs.		Rs.	Rs.	Rs.
CAPITAL ACCOUNT.				REVENUE ACCOUNT.			
1. Capitalized abatement of Land Revenue .. .. .	..	..	..	1. Capitalized abatement of Land Revenue .. .. .	..	..	..
2. Leave and Pension Allowances .. .. .	545	—3	542	2. Leave and Pension Allowances .. .. .	..	..	..
3. Audit and Accounts Establishment .. .. .	—8	—1	—9	3. Audit and Accounts Establishment .. .. .	..	..	..
Total .. .. .	537	—4	533				

## SEHARWAH CANAL.

## CANAL PROJECT.

No. 6.—Statement comparing Capital Cost to end of 1923-24 with sanctioned Estimates.

Particulars.	Charges against closed Sanctions.			Current Sanctions.			Total charges to date against old and current sanctions.
	Expenditure against construction Estimate.	Expenditure against open Capital sanctions.	Total.	Charges to date.	Amount of sanctioned Estimate.	Unspent balance of Estimate.	
1	2	3	4	5	6	7	8
<b>DIRECT CHARGES.</b>							
Works ..	...	...	...	24,023	6,89,725	6,65,702	24,023
Establishment ..	...	...	...	3,869	1,57,416	1,53,547	3,869
Tools and Plant ..	...	...	...	377	10,346	9,969	377
Total ..	...	...	...	28,269	8,57,487	8,29,218	28,269
Less—Receipts on Capital Account ..	...	...	...	...	...	...	...
Net Total ..	...	...	...	28,269	8,57,487	8,29,218	28,269
<b>INDIRECT CHARGES.</b>							
Capitalized abatement of Land Revenue ..	...	...	...	...	...	...	...
Leave and Pension Allowances ..	...	...	...	542	22,038	496	542
Audit and Accounts ..	...	...	...	—9	...	9	—9
Total ..	...	...	...	533	22,038	505	533
<b>GRAND TOTAL ..</b>	...	...	...	28,802	8,79,525	8,29,723	28,802

Government of India (P.W.D.) No. 86-I., dated 15th March 1920, communicated in Government Resolution (P.W.D.) No. W-I.-11573, dated 7th June 1920.



NAULAKHI CANAL.

ABANDONED PROJECT.

No. 4.—Interest Account for, and to end of, 1923-24.

	Amount Rs.		Amount Rs.
Total interest charges to end of 1922-23 .. ..	3,478	Net Revenue realized to end of 1922-23 as per Part III .. ..	..
Interest charges for the year 1923-24 .. ..	170	Net Revenue realized during 1923-24 as per Part III .. ..	..
		Total Net Revenue realized to end of the year as per Part III .. ..	..
		Balance net interest charges ..	3,648
Total ..	3,648	Total ..	3,648

No. 5.—Account of Indirect Charges for, and to end of, year 1923-24.

Particulars.	Previous	1923-24.	Total.	Particulars.	Previous.	1923-24.	Total.
	Rs.	Rs.	Rs.		Rs.	Rs.	Rs.
<b>CAPITAL ACCOUNT.</b>				<b>REVENUE ACCOUNT.</b>			
1. Capitalized abatement of Land Revenue .. ..	..	..	..	1. Capitalized abatement of Land Revenue .. ..			
2. Leave and Pension Allowances ..	33	..	33	2. Leave and Pension Allowances ..			
3. Audit and Accounts Establishment .. ..	..	..	..	3. Audit and Accounts Establishment .. ..			
Total ..	33	..	33				

## NAULAKHI CANAL.

## ABANDONED PROJECT.

No. 6.—Statement comparing Capital Cost to end of 1923-24 with sanctioned Estimates.

Particulars.	Charges against closed sanctions.			Current sanctions.			Total charges to date against old and current sanctions.
	Expenditure against construction estimate.	Expenditure against open Capital sanctions.	Total.	Charges to date.	Amount of sanctioned Estimate.	Unspent balance of Estimate.	
1	2	3	4	5	6	7	8
<b>DIRECT CHARGES.</b>							
Works ..	...	...	...	4,876	9,72,019	9,67,143	4,876
Establishment ..	...	...	.....	236	2,31,493	2,31,257	236
Tools and Plant ..	...	...	...	...	14,423	14,423	...
Suspense Accounts ..	...	...	...	...	...	...	...
Total ..	...	...	...	5,112	12,17,935	12,12,823	5,112
Less—Receipts on Capital Account ..	...	...	...	...	...	...	...
Net Total ..	...	...	...	5,112	12,17,935	12,12,823	5,112
<b>INDIRECT CHARGES.</b>							
Capitalized abatement of Land Revenue ..	...	...	...	...	12,470	12,470	...
Leave and Pension allowances ..	...	...	...	33	32,149	32,116	33
Total ..	...	...	...	33	44,619	44,586	33
Grand Total ..	...	...	...	5,145	12,62,554	12,57,409	5,145

This project has been abandoned.

HATHMATI AND KHARICUT CANALS.

CANAL PROJECT.

No. 3.—Revenue Account for, and to end of, 1923-24.

Receipts.	TOTAL.			Charges.	TOTAL.		
	Previous.	1923-24.	Total.		Previous.	1923-24.	Total.
	Rs.	Rs.	Rs.		Rs.	Rs.	Rs.
<b>I.—DIRECT RECEIPTS.</b>				<b>I.—EXTENSIONS AND IMPROVEMENTS.</b>			
1. Water-rates from Irrigation ..	11,10,420	44,978	11,55,398	1. Head Works ..	18,761	..	18,761
3. Sales of water ..	1,733	12	1,745	2. Main Canals and Branches ..	77,483	1,293	78,776
4. Water-supply of towns ..	2,843	526	3,369	3. Distributaries ..	7,249	..	7,249
5. Plantations ..	83,958	9	89,867	<b>Total ..</b>	<b>1,03,493</b>	<b>1,293</b>	<b>1,04,786</b>
6. Other canal produce ..		5,900					
9. Rents of buildings ..	37	..	37	<b>II.—MAINTENANCE AND REPAIRS.</b>			
10. Fines ..	359	..	359	1. Head Works ..	1,05,055	3,498	1,08,553
11. Miscellaneous receipts ..	32,498	2,378	34,876	2. Main Canals and Branches ..	3,55,949	20,864	3,76,813
12. Deduct—Refunds ..	192	49	241	3. Distributaries ..	97,236	3,812	1,01,048
				4. Drainage and Productive Works.	4,402	..	4,402
				<b>Total ..</b>	<b>5,62,642</b>	<b>28,174</b>	<b>5,90,816</b>
<b>Total ..</b>	<b>12,31,656</b>	<b>53,754</b>	<b>12,85,410</b>	<b>III.—COMPENSATION ..</b>	<b>3,615</b>	<b>..</b>	<b>3,615</b>
<b>II.—INDIRECT RECEIPTS.</b>				<b>IV.—ESTABLISHMENT.</b>			
Irrigation share of Land Revenue collected in the Civil Department	..	..	..	1 and 2. Direction and Accounts ..	2,54,762	3,513	2,58,275
				3. Executive ..			
				<b>Total ..</b>	<b>2,54,762</b>	<b>3,513</b>	<b>2,58,275</b>
<b>Total Receipts ..</b>	<b>12,31,656</b>	<b>53,754</b>	<b>12,85,410</b>	<b>V. TOOLS AND PLANT ..</b>	<b>11,557</b>	<b>39</b>	<b>11,596</b>
<b>Carried over ..</b>	<b>12,31,656</b>	<b>53,754</b>	<b>12,85,410</b>	<b>Carried over ..</b>	<b>9,36,069</b>	<b>33,019</b>	<b>9,69,088</b>

## HATHMATI AND KHARICUT CANALS.

## CANAL PROJECT.

No. 3.—Revenue Account for, and to end of, 1923-24.

Receipts.	TOTAL.			Charges.	TOTAL.		
	Previous.	1923-24.	Total.		Previous.	1923-24.	Total.
	Rs.	Rs.	Rs.		Rs.	Rs.	Rs.
Brought forward ..	12,31,656,	53,754	12,85,410	Brought forward ..	9,36,069	33,019	9,69,088
				Profit and Loss ..	186	..	186
				VI.—REFUNDS OF REVENUE..	3,854	..	3,854
				Total ..	9,40,109	33,019	9,73,128
				Share of collection charges in the Civil Department.	55,553	2,249	57,802
				Total Direct Charges ..	9,95,662	35,268	10,30,930
				Indirect charges debitable to Revenue Account as per Account No. 5 ..	(a)—25 38,713	787	39,475
				Total Charges ..	10,34,350	36,055	10,70,405
				Balance Net Revenue ..	1,97,306	17,699	2,15,005
GRAND TOTAL..	12,31,656	53,754	12,85,410	GRAND TOTAL..	12,31,656	53,754	12,85,410

N.B.—Last Capital Account detailed in the Administrative Accounts for 1922-23.

Construction estimate of the Hathmati Canal closed in 1883-84 and that of the Kharicut Canal closed on 31st March 1893—vide also G.R. No. 2902 of 10th December 1907.

Completion report of the Kharicut Canal approved in G. R. No. 683 of 16th April 1894.

(a) Please see note (b) under No. 5, Revenue Account for 1922-23.

HATHMATI AND KHARICUT CANAL:

CANAL PROJECT.

No. 4.—Interest Account for, and to end of, 1923-24.

	Amount Rs.		Amount Rs.
Total interest charges to end of 1922-1923 .. ..	12,74,206	Net Revenue realized to end of 1922-1923, as per No. 3 ..	1,97,306
Interest charges for the year 1923-1924 .. ..	41,417	Net Revenue realized during 1923-1924 as per No. 3 ..	17,699
On Rs. 12,40,983 outlay to end of the year 1916-17 at the average rate 3.3252 per cent. ..Rs. 41,265		Total Net revenue realized to end of the year as per No. 3 .. ..	2,15,005
On subsequent outlay Rs. 2,665 at the average rate 5.69 per cent. Rs. 152		Balance net interest charges ..	11,00,618
Total ..	13,15,623	Total ..	13,15,623

No. 5.—Account of Indirect Charges for, and to end of, year 1923-1924.

Particulars.	Previous.	1923-1924.	Total.	Particulars.	Previous.	1923-1924.	Total.
CAPITAL ACCOUNT.				REVENUE ACCOUNT.			
				1. Capitalized abatement of Land Revenue ..	825	..	825
				2. Leave and Pension Allowances ..	37,301	492	37,793
				3. Audit and Accounts Establishment ..	562	295	857
				Total ..	38,688	787	39,475

## WANGROLI TANK.

## TANK PROJECT.

No. 3.—Revenue Account for, and to end of, 1923-1924.

Receipts.	TOTAL.			Charges.	TOTAL.		
	Previous.	1923-1924.	Total.		Previous.	1923-914.	Total.
	Rs.	Rs.	Rs.		Rs.	Rs.	Rs.
<b>I.—DIRECT RECEIPTS.</b>				<b>I.—EXTENSIONS AND IMPROVEMENTS.</b>			
1. Water-rates from Irrigation ..	54,881	1,594	56,475	1. Head Works ..	1,809	..	1,809
3. Sales of water ..	1,886	..	1,886	2. Main Canals and Branches ..	12,443	..	12,443
4. Water-supply of towns ..	46	..	46				
5. Plantations ..				<b>Total ..</b>	<b>14,252</b>	<b>..</b>	<b>14,252</b>
6. Other canal produce ..	849	251	1,100				
9. Rents of buildings ..	2	..	2	<b>II.—MAINTENANCE AND REPAIRS.</b>			
10. Fines ..	15	..	15	1. Head Works ..	36,299	1,211	37,510
11. Miscellaneous receipts ..	5,300	353	5,653	2. Main Canals and Branches ..	45,528	3,488	49,016
12. <i>Deduct</i> —Refunds ..	37	..	37				
<b>Total ..</b>	<b>62,942</b>	<b>2,198</b>	<b>65,140</b>	<b>Total ..</b>	<b>81,827</b>	<b>4,699</b>	<b>86,526</b>
				<b>III.—COMPENSATION ..</b>	<b>..</b>	<b>..</b>	<b>..</b>
<b>II.—INDIRECT RECEIPTS.</b>				<b>IV.—ESTABLISHMENT.</b>			
Irrigation share of Land Revenue collected in the Civil Department.	36,047	..	36,047	1 and 2. Direction and Accounts ..	30,555	560	31,115
				3. Executive ..			
<b>Total ..</b>	<b>36,047</b>	<b>..</b>	<b>36,047</b>	<b>Total ..</b>	<b>30,555</b>	<b>560</b>	<b>31,115</b>
<b>Total Receipts ..</b>	<b>98,989</b>	<b>2,198</b>	<b>1,01,187</b>	<b>V.—TOOLS AND PLANT ..</b>	<b>2,034</b>	<b>6</b>	<b>2,040</b>
<b>Carried over ..</b>	<b>98,989</b>	<b>2,198</b>	<b>1,01,187</b>	<b>Carried over ..</b>	<b>1,28,668</b>	<b>5,265</b>	<b>1,33,933</b>

WONGROLI TANK.

TANK PROJECT.

No. 3.—Revenue Account for, and to end of, 1923-24.

Receipts.	TOTAL.			Charges.	TOTAL.		
	Previous.	1923-24.	Total.		Previous.	1923-24.	Total.
	Rs.	Rs.	Rs.		Rs.	Rs.	Rs.
Brought forward ..	98,989	2,198	1,01,187	Brought forward ..	1,28,668	5,265	1,33,933
				VI—REFUNDS OF REVENUE..	103	..	103
				Total ..	1,28,771	5,265	1,34,036
				Share of collection charges in the Civil Department ..	6,491	80	6,571
				Total Direct Charges ..	1,35,262	5,345	1,40,607
				Indirect Charges debitable to Revenue Account as per Account No. 5 ..	4,424	125	4,549
				Total Charges ..	1,39,686	5,470	1,45,156
				Balance Revenue Net ..	-40,697	-3,272	-43,969
GRAND TOTAL	98,989	2,198	1,01,187	GRAND TOTAL..	98,989	2,198	1,01,187

N.B.—Last Capital Account detailed in the Administrative Accounts for 1922-1923.

Construction estimate closed on 31st March 1909—vide G. R. No. 902, dated 31st March 1909.

Completion report approved in G. R. No. 729, dated 19th March 1910.

## WANGROLI TANK.

## CANAL PROJECT.

## No. 4.—Interest Account for, and to end of, 1923-24.

	Amount Rs.		Amount Rs.
Total interest charges to end of 1922-1923 .. ..	1,41,430	Net Revenue realized to end of 1922-1923 as per Part III ..	—40,697
Interest charges for the year 1923-1924 .. ..	8,148	Net Revenue realized during 1923-1924 as per Part III .. ..	—3,272
On Rs. 2,38,960 outlay to end of the year 1916-17 at the average rate 3.3252 per cent. ..Rs. 7,946		Total Net Revenue realized to end of the year as per Part III .. ..	—43,969
On subsequent outlay Rs. 3,552 at the average rate 5.67 per cent. ..Rs. 202		Balance net interest charges ..	1,93,547
Total ..	1,49,578	Total ..	1,49,578

## No. 5.—Account of Indirect Charges for, and to end of, year 1923-24.

Particulars.	Previous.	1923-24.	Total.	Particulars.	Previous.	1923-24.	Total.
	Rs.	Rs.	Rs.		Rs.	Rs.	Rs.
<b>CAPITAL ACCOUNT.</b>				<b>REVENUE ACCOUNT.</b>			
1. Capitalized abatement of Land Revenue ..	46,793	..	46,793	1. Capitalized abatement of Land Revenue ..	19	..	19
2. Leave and Pension Allowances ..	3,972	..	3,972	2. Leave and Pension Allowances ..	4,276	78	4,354
3. Audit and Accounts Establishment ..	18	..	18	3. Audit and Accounts Establishment ..	129	47	1.6
Total ..	50,783	..	50,783	Total ..	4,424	125	4,549



TRANZA NAGRAMA TANK.

TANK PROJECT.

No. 3.—Revenue Account for, and to end of, 1923-24.

Receipts.	TOTAL.			Charges.	TOTAL.		
	Previous.	1923-1924.	Total.		Previous.	1923-1924.	Total.
	Rs.	Rs.	Rs.		Rs.	Rs.	Rs.
<b>I.—DIRECT RECEIPTS.</b>				<b>I.—EXTENSIONS AND IMPROVEMENTS</b>			
1. Water-rates from Irrigation ..	5,329	45	5,374	1. Head Works ..	6,055	..	6,055
5. Plantations ..	1	..	1	2. Main Canals and Branches ..	399	..	399
6. Other canal produce ..	2,390	14	2,404				
10. Fines ..	16	..	16				
11. Miscellaneous receipts ..	6,338	334	6,672	<b>Total ..</b>	<b>6,454</b>	<b>..</b>	<b>6,454</b>
				<b>II.—MAINTENANCE AND REPAIRS.</b>			
				1. Head Works ..	18,309	1,120	19,429
				2. Main Canals and Branches ..	11,230	1,280	12,510
<b>Total ..</b>	<b>14,074</b>	<b>395</b>	<b>14,467</b>	<b>Total ..</b>	<b>29,539</b>	<b>2,400</b>	<b>31,939</b>
<b>II.—INDIRECT RECEIPTS.</b>				<b>IV.—ESTABLISHMENT.</b>			
Irrigation share of Land Revenue collected in the Civil Department.	660	..	660	1 & 2. Direction and Accounts. } 3. Executive .. }	12,828	286	13,114
<b>Total ..</b>	<b>660</b>	<b>..</b>	<b>660</b>	<b>Total ..</b>	<b>12,828</b>	<b>286</b>	<b>13,114</b>
<b>Total Receipts ..</b>	<b>14,734</b>	<b>393</b>	<b>15,127</b>	<b>V.—TOOLS AND PLANT ..</b>	<b>796</b>	<b>3</b>	<b>799</b>
<b>Carried over ..</b>	<b>14,734</b>	<b>393</b>	<b>15,127</b>	<b>Carried over ..</b>	<b>49,617</b>	<b>2,689</b>	<b>52,306</b>

## TRANZA NAGRAMA TANK.

## TANK PROJECT.

No. 3.—Revenue Account for, and to end of, 1923-24.

Receipts.	TOTAL.			Charges.	TOTAL.		
	Previous.	1923-1924.	Total.		Previous.	1923-1924.	Total.
	Rs.	Rs.	Rs.		Rs.	Rs.	Rs.
Brought forward ..	14,734	393	15,127	Brought forward ..	49,617	2,689	52,306
				VI.—REFUNDS OF REVENUE.	199	..	199
				Total ..	49,816	2,689	52,505
				Share of collection charges in the Civil Department ..	383	2	385
				Total Direct Charges ..	50,199	2,691	52,890
				Indirect Charges debitable to Re- venue Account as per Account No. 5 ..	1,879	64	1,943
				Total Charges ..	52,078	2,755	54,833
				Balance Net Revenue ..	—37,344	—2,362	—39,706
GRAND TOTAL..	14,734	393	15,127	GRAND TOTAL..	14,734	393	15,127

*N.B.*—Last Capital Account detailed in the Administrative Accounts for 1913-1914.

Construction estimate closed on 30th June 1909—*vide* G.R. No. 2496, dated 12th October 1909.

Completion report appended in G.R. No. 1730, dated 6th August 1910.

TRANZA NAGRAMA TANK.

TANK PROJECT.

No. 4.—Interest Account for, and to end of, 1923-24.

	Amount Rs.		Amount Rs.
Total interest charges to end of 1922-23 .. .. .	1,56,129	Net Revenue realized to end of 1922-23 as per No. 3 ..	—37,344
Interest charges for the year 1923-24 .. .. .	7,915	Net Revenue realized during 1923-24 as per No. 3 ..	—2,362
On Rs. 2,38,032 outlay to end of the year 1916-17 at the average rate 3.3252 per cent. ..		Total Net Revenue realized to end of the year as per No. 3 ..	—39,706
		Balance net interest charges ..	2,03,750
Total ..	1,64,044	Total ..	1,64,044

No. 5.—Account of Indirect Charges for, and to end of, 1923-24.

Particulars.	Previous.	1923-24.	Total.	Particulars.	Previous.	1923-24.	Total.
CAPITAL ACCOUNT.				REVENUE ACCOUNT.	Rs.	Rs.	Rs.
				1. Capitalized abatement of Land Revenue ..	38	..	38
				2. Leave and Pension Allowances ..	1,795	40	1,835
				3. Audit and Accounts Establishment ..	46	24	70
				Total ..	1,879	64	1,943

232 PUBLIC WORKS DEPARTMENT, IRRIGATION BRANCH

SAVALI TANK.

TANK PROJECT.

No. 3.—Revenue Account for, and to end of, 1923-24.

Receipts.	TOTAL.			Charges.	TOTAL.		
	Previous.	1923-24.	Total.		Previous.	1923-24.	Total.
	Rs.	Rs.	Rs.		Rs.	Rs.	Rs.
<b>I.—DIRECT RECEIPTS.</b>				<b>I.—EXTENSIONS AND IMPROVEMENTS</b>			
1. Water-rates from Irrigation ..	53,306	2,999	56,205	1. Head Works ..	2,305	60	2,365
3. Sales of water ..	20	..	20	2. Main Canals and Branches ..	2,356	..	2,356
5. Plantations ..	65	..	65				
6. Other canal produce ..	807	175	982				
10. Fines ..	14	..	14	Total ..	4,661	60	4,721
11. Miscellaneous receipts ..	4,239	250	4,489				
12. Deduct Refunds ..	82	..	82	<b>II.—MAINTENANCE AND REPAIRS.</b>			
				1. Head Works ..	51,583	1,217	52,800
				2. Main Canals and Branches ..	22,708	3,092	25,800
Total ..	58,369	3,324	61,693	Total ..	74,291	4,309	78,600
<b>II.—INDIRECT RECEIPTS.</b>				<b>IV.—ESTABLISHMENT.</b>			
Irrigation share of Land Revenue collected in the Civil Department ..	2	..	2	1 and 2. Direction and Accounts ..	23,859	521	24,380
				3. Executive ..			
Total ..	2	..	2	Total ..	23,859	521	24,380
Total Receipts ..	58,371	3,324	61,695	<b>V.—TOOLS AND PLANT</b> ..	1,637	6	1,643
Carried over ..	58,371	3,324	61,695	Carried over ..	1,04,448	4,896	1,09,344

ADMINISTRATIVE ACCOUNTS FOR THE YEAR 1923-24. 233

SAVALI TANK.

TANK PROJECT.

No. 3.—Revenue Account for, and to end of, 1923-24.

Receipts.	TOTAL.			Charges.	TOTAL.		
	Previous.	1923-24.	Total.		Previous.	1923-24.	Total.
	Rs.	Rs.	Rs.		Rs.	Rs.	Rs.
Brought forward ..	58,371	3,324	61,695	Brought forward..	1,04,448	4,896	1,09,344
				VI.—REFUNDS OF REVENUE..	48	..	48
				Total ..	1,04,496	4,896	1,09,392
				Share of collection charges in the Civil Department ..	2,670	145	2,815
				Total direct charges.	1,07,166	5,041	1,12,207
				Indirect Charges debitable to Revenue Account as per No. 5 ..	3,834	117	4,001
				Total Charges ..	1,11,050	5,158	1,16,208
				Balance Net Revenue ..	—52,679	—1,834	—54,51
GRAND TOTAL..	58,371	3,324	61,695	GRAND TOTAL..	58,371	3,324	61,695

N.B.—Last Capital Account detailed in the Administrative Accounts for 1912-13.

Construction Estimate closed on 31st March 1910 *vide* G. R. No. 66, dated 12th January 1910.

Completion Report approved in G. R. No. 2577, dated 15th March 1912.

## SAVALI TANK.

## TANK PROJECT.

*No. 4.—Interest Account for, and to end of, 1923-24.*

	Amount Rs.		Amount Rs.
Total interest charges to end of 1922-23 .. ..	1,36,612	Net Revenue realized to end of 1922-23 as per No. 3 ..	—52,679
Interest charges for the year 1923-24 .. ..	7,787	Net Revenue realized during 1923-24 as per No. 3 ..	—1,834
On Rs. 2,34,179 outlay to end of the year 1916-17 at the average rate 3·3252 per cent.		Total Net Revenue realized to end of the year as per No. 3 .. ..	—54,513
		Balance net interest charges ..	1,98,912
Total ..	1,44,399	Total ..	1,44,399

*No. 5.—Account of Indirect Charges for, and to end of, 1923-24.*

Particulars.	Previous.	1923-24.	Total.	Particulars.,	Previous.	1923-24.	Total.
					Rs.	Rs.	Rs.
CAPITAL ACCOUNT.				REVENUE ACCOUNT.			
				1. Capitalized abatement of Land Revenue ..	449	..	449
				2. Leave and Pension Allowances ..	3,340	73	3,413
				3. Audit and Accounts Establishment ..	95	44	139
			Total ..	3,884	117	4,001	

SAHIAT TANK.

TANK PROJECT.

No. 3.—Revenue Account for, and to end of, 1923-24.

Receipts.	TOTAL.			Charges.	TOTAL.		
	Previous.	1923-24.	Total.		Previous.	1923-24.	Total.
	Rs.	Rs.	Rs.		Rs.	Rs.	Rs.
<b>I.—DIRECT RECEIPTS.</b>				<b>I.—EXTENSIONS AND IMPROVEMENTS.</b>			
1. Water-rates from Irrigation ..	15,691	2,675	18,366	1. Head Works ..	2,460	..	2,460
3. Sales of water ..	..	10	10	2. Main Canals and Branches ..	4,443	..	4,443
5. Plantations ..	15	..	15	3. Distributaries..	612	..	612
6. Other Canal produce ..	1,245	405	1,650				
11. Miscellaneous receipts ..	2,988	725	3,713	<b>Total ..</b>	<b>7,515</b>	<b>..</b>	<b>7,515</b>
				<b>II.—MAINTENANCE AND REPAIRS.</b>			
				1. Head Works ..	44,676	1,043	45,719
<b>Total ..</b>	<b>19,939</b>	<b>3,815</b>	<b>23,754</b>	2. Main Canals and Branches ..	32,218	3,190	35,408
				<b>Total ..</b>	<b>76,894</b>	<b>4,233</b>	<b>81,127</b>
<b>II.—INDIRECT RECEIPTS.</b>				<b>III.—COMPE N-SATION.</b> ..	..	..	..
Irrigation share of Land Revenue collected in the Civil Department ..	8,119	..	8,119	<b>IV.—ESTABLISHMENT.</b>			
				1 & 2. Direction and Accounts ..	25,004	505	25,509
				3. Executive ..			
<b>Total ..</b>	<b>8,119</b>	<b>..</b>	<b>8,119</b>	<b>Total ..</b>	<b>25,004</b>	<b>505</b>	<b>25,509</b>
<b>Total Receipts ..</b>	<b>28,058</b>	<b>3,815</b>	<b>31,873</b>	<b>V.—T O O L S AND PLANT</b> ..	1,769	5	1,774
<b>Carried over ..</b>	<b>28,058</b>	<b>3,815</b>	<b>31,873</b>	<b>Carried over ..</b>	<b>1,11,182</b>	<b>4,743</b>	<b>1,15,925</b>

236 PUBLIC WORKS DEPARTMENT, IRRIGATION BRANCH.

SAHIAT TANK.

TANK PROJECT.

No. 3.—Revenue Account for, and to end of, 1923-24.

Receipts.	TOTAL.			Charges.	TOTAL.		
	Previous.	1923-24.	Total.		Previous.	1923-24.	Total.
	Rs.	Rs.	Rs.		Rs.	Rs.	Rs.
Brought forward ..	28,058	3,815	31,873	Brought forward ..	1,11,182	4,743	1,15,925
				Profit and Loss—	..	..	..
				VI.—REFUND S OF REVENUE..	1	..	1
				Total ..	1,11,183	4,743	1,15,926
				Share of Collection charges in the Civil Depart- ment ..	1,595	134	1,729
				Total direct charges.	1,12,778	4,877	1,17,655
				Indirect Charges debitable to Re- venue Account as per No. 5 ..	3,595	113	3,708
				Total Charges ..	1,16,373	4,990	1,21,363
				Balance Net Re- venue ..	—88,315	—1,175	—89,490
GRAND TOTAL..	28,058	3,815	31,873	GRAND TOTAL..	28,058	3,815	31,873

N.B.—Last Capital Account detailed in the Administrative Accounts for 1911-12.

Construction Estimate closed on 31st March 1912 vide G.R. No. 2066, dated 18th October 1911.

Completion Report approved in G. R. No. 10160, dated 7th October 1913.



SAHIAT TANK.

TANK PROJECT.

No. 4.—Interest Account for, and to end of, 1923-24.

	Amount Rs.		Amount Rs.
Total interest charges to end of 1922-23 .. ..	73,867	Net Revenue realized to end of 1922-23 as per No. 3 ..	-88,315
Interest charges for the year 1923-24 .. ..	5,269	Net Revenue realized during 1923-24 as per No. 3 ..	-1,175
On Rs. 1,58,452 outlay to end of the year 1916-17 at the average rate 3.3252 per cent.		Total Net Revenue realized to end of the year as per No. 3 .. ..	-89,490
		Balance net interest charges ..	1,68,626
Total ..	79,136	Total ..	79,136

No. 5.—Account of Indirect Charges for, and to end of, 1923-24.

Particulars.	Previous.	1923-24.	Total.	Particulars.	Previous.	1923-24.	Total.
					Rs.	Rs.	Rs.
CAPITAL ACCOUNT.				REVENUE ACCOUNT.			
				1. Capitalised abatement of Land Revenue ..	..	..	..
				2. Leave and Pension Allowances ..	3,501	71	3,572
				3. Audit and Accounts Establishment ..	94	42	136
				Total ..	3,595	113	3,708

## FUTELAO TANK.

## TANK PROJECT.

No. 3.—Revenue Account for, and to end of, 1923-24.

Receipts.	TOTAL.			Charges.	TOTAL.		
	Previous.	1923-24.	Total.		Previous.	1923-24.	Total.
	Rs.	Rs.	Rs.		Rs.	Rs.	Rs.
<b>I.—DIRECT RECEIPTS.</b>				<b>I.—EXTENSIONS AND IMPROVEMENTS.</b>			
1. Water rates from Irrigation ..	674	265	939	1. Head Works ..	500	..	500
5. Plantations ..	26	..	26				
6. Other Canal produce ..	156	15	171				
11. Miscellaneous receipts ..	930	125	1,055	<b>Total ..</b>	<b>500</b>	<b>..</b>	<b>500</b>
				<b>II.—MAINTENANCE AND REPAIRS.</b>			
				1. Head Works ..	6,929	864	7,793
				2. Main Canals and Branches ..	3,832	434	4,266
<b>Total ..</b>	<b>1,786</b>	<b>405</b>	<b>2,191</b>	<b>Total ..</b>	<b>10,761</b>	<b>1,298</b>	<b>12,059</b>
<b>II.—INDIRECT RECEIPTS.</b>				<b>IV.—ESTABLISHMENT.</b>			
Irrigation share of Land Revenue collected in the Civil Department ..	..	..	..	1 & 2. Direction and Accounts ..	2,654	154	2,808
				3. Executive ..			
				<b>Total ..</b>	<b>2,654</b>	<b>154</b>	<b>2,808</b>
<b>Total Receipts ..</b>	<b>1,786</b>	<b>405</b>	<b>2,191</b>	<b>V.—TOOLS AND PLANT ..</b>	<b>212</b>	<b>2</b>	<b>214</b>
<b>Carried over ..</b>	<b>1,786</b>	<b>405</b>	<b>2,191</b>	<b>Carried over ..</b>	<b>14,127</b>	<b>1,454</b>	<b>15,581</b>

FUTELAO TANK.

TANK PROJECT.

No. 3.—Revenue Account for, and to end of, 1923-24.

Receipts.	TOTAL.			Charges.	TOTAL.		
	Previous.	1923-24.	Total.		Previous.	1923-24.	Total.
	Rs.	Rs.	Rs.		Rs.	Rs.	Rs.
Brought forward ..	1,786	405	2,191	Brought forward..	14,127	1,454	15,581
				Total ..	14,127	1,454	15,581
				Share of Collection Charges in the Civil Department ..	35	13	48
				Total Direct Charges	14,162	1,467	15,629
				Indirect Charges debitable to Re- venue as per No. 5 ..	400	35	435
				Total Charges ..	14,562	1,502	16,064
				Balance Net Revenue ..	-12,776	-1,097	-13,873
GRAND TOTAL..	1,786	405	2,191	GRAND TOTAL..	1,786	405	2,191

N.B.—Last Capital Account detailed in the Administrative Accounts for 1916-17.  
Construction Estimate closed on 30th November 1916.

## FUTELAO TANK.

## TANK PROJECT.

*No. 4.—Interest Account for, and to end of, 1923-24.*

	Amount Rs.		Amount Rs.
Total interest charges to end of 1922-23 .. ..	28,940	Net Revenue realized to end of 1922-23 as per No. 3 ..	-12,776
Interest charges for the year 1923-24 .. ..	3,570	Net Revenue realized during 1923-24 as per No. 3 .. ..	-1,097
On Rs. 1,07,356 outlay to end of the year 1916-17 at the average rate 3.3252 per cent. .. ..		Total Net Revenue realized to end of the year as per No. 3 .. ..	-13,873
		Balance net interest charges ..	46,383
Total ..	32,510	Total ..	32,510

*No. 5.—Account of Indirect Charges for, and to end of, 1923-24.*

Particulars.	Previous.	1923-24.	Total.	Particulars.	Previous.	1923-24.	Total.
					Rs.	Rs.	Rs.
CAPITAL ACCOUNT.				REVENUE ACCOUNT.			
				1. Capitalized abatement of Land Revenue ..	..	..	..
				2. Leave and Pension Allowances ..	372	22	394
				3. Audit and Accounts Establishment ..	28	13	41
				Total ..	400	35	435

## LOWER PANJHRA RIVER WORKS.

## TANK PROJECT.

No. 3.—Revenue Account for, and to end of, 1923-24.

Receipts.	TOTAL.			Charges.	TOTAL.		
	Previous.	1923-24.	Total.		Previous.	1923-24.	Total.
	Rs.	Rs.	Rs.		Rs.	Rs.	Rs.
<b>I.—DIRECT RECEIPTS.</b>				<b>I.—EXTENSIONS AND IMPROVEMENTS</b>			
1. Water-rates from Irrigation ..	4,64,788	13,998	4,78,786	1. Head Works ..	1,428	..	1,428
3. Sales of water ..	440	..	440	2. Main Canals and Branches ..	34,211	567	34,778
5. Plantations ..	29,381	..	32,012	3. Distributaries..	9,358	..	9,358
6. Other canal produce ..				2,631			
9. Rents of buildings ..	48	2	50	<b>Total ..</b>	<b>44,997</b>	<b>567</b>	<b>45,564</b>
10. Fines ..	503	..	503				
11. Miscellaneous receipts ..	6,510	9	6,519	<b>II.—MAINTENANCE AND REPAIRS.</b>			
12. Deduct Refunds.	-11	-11	-22	1. Head Works ..	36,507	405	36,912
				2. Main Canals and Branches ..	17,877	320	18,197
				3. Distributaries..	72,533	67	72,600
				4. Drainage and Protective Works .	2,728	..	2,728
<b>Total ..</b>	<b>5,01,659</b>	<b>16,629</b>	<b>5,18,288</b>	<b>Total ..</b>	<b>1,29,645</b>	<b>792</b>	<b>1,30,437</b>
<b>II.—INDIRECT RECEIPTS.</b>							
Irrigation share of Land Revenue collected in the Civil Department.	2,46,076	9,947	2,56,023	<b>IV.—ESTABLISHMENT.</b>			
				1. & 2. Direction and Accounts ..	1,10,812	909	1,11,721
				3. Executive ..			
<b>Total ..</b>	<b>2,46,076</b>	<b>9,947</b>	<b>2,56,023</b>	<b>Total ..</b>	<b>1,10,812</b>	<b>909</b>	<b>1,11,721</b>
<b>Total, Receipts ..</b>	<b>7,47,735</b>	<b>26,576</b>	<b>7,74,311</b>	<b>V.—TOOLS AND PLANT ..</b>	<b>3,235</b>	<b>60</b>	<b>3,295</b>
<b>Carried over ..</b>	<b>7,47,735</b>	<b>26,576</b>	<b>7,74,311</b>	<b>Carried over ..</b>	<b>2,88,689</b>	<b>2,328</b>	<b>2,91,017</b>

242 PUBLIC WORKS DEPARTMENT, IRRIGATION BRANCH.

LOWER PANJHRA RIVER WORKS.

TANK PROJECT.

No. 3.—Revenue Account for, and to end of, 1923-24.

Receipts.	TOTAL.			Charges.	TOTAL.		
	Previous.	1923-24.	Total.		Previous.	1923-24.	Total.
	Rs.	Rs.	Rs.		Rs.	Rs.	Rs.
Brought forward ..	7,47,735	26,576	7,74,311	Brought forward ..	2,88,689	2,328	2,91,017
				Profit and Loss ..	19	..	19
				VI.—REFUNDS OF REVENUE ..	3,896	..	3,896
				Suspense Account ..	140	..	140
				Total ..	2,92,744	2,328	2,95,072
				Share of collection charges in the Civil Department ..	64,101	2,174	66,275
				Total Direct Charges ..	3,56,845	4,502	3,61,347
				Indirect Charges debitable to Revenue Account as per Account No. 5 ..	16,121	141	16,262
				Total Charges ..	3,72,966	4,643	3,77,609
				Balance Net Revenue ..	3,74,769	21,933	3,96,702
GRAND TOTAL..	7,47,735	26,576	7,74,311	GRAND TOTAL..	7,47,735	26,576	7,74,311

N.B.—Last Capital Account detailed in the Administrative Accounts for 1898-99.

Construction Estimate closed on 31st March 1895—vide G. R. No. 148, dated 31st January 1899.

Completion Report approved in G. R. No. 1392, dated 3rd October 1896.

LOWER PANJHRA RIVER WORKS.

TANK PROJECT.

No. 4.—Interest Account for, and to end of, 1923-24.

	Amount Rs.		Amount Rs.
Total interest charges to end of 1922-23 .. ..	8,72,121	Net Revenue realized to end of 1922-23 as per No. 3 ..	3,74,769
Interest charges for the year 1923-24 .. ..	14,810	Net Revenue realized during 1923-24 as per No. 3 .. ..	21,933
On Rs. 4,43,382 outlay to end of the year 1916-17 at the average rate 3.3252 per cent.		Total Net Revenue realized to end of the year as per No. 3 .. ..	3,96,702
		Balance net interest charges ..	4,90,229
Total ..	8,86,931	Total ..	8,86,931

No. 5.—Account of Indirect Charges for, and to end of, 1923-24.

Particulars.	Previous.	1923-24.	Total.	Particulars.	Previous.	1923-24.	Total.
					Rs.	Rs.	Rs.
CAPITAL ACCOUNT.				REVENUE ACCOUNT.			
				1. Capitalized abatement of Land Revenue ..	94	..	94
				2. Leave and Pension Allowances ..	15,936	127	16,063
				3. Audit and Accounts Establishment ..	91	14	105
				Total ..	16,121	141	16,262

## HARTALA TANK.

## TANK PROJECT.

No. 3.—Revenue Account for, and to end of, 1923-24.

Receipts.	TOTAL.			Charges.	TOTAL.		
	Previous.	1923-24.	Total.		Previous.	1923-24.	Total.
	Rs.	Rs.	Rs.		Rs.	Rs.	Rs.
<b>I.—DIRECT RECEIPTS.</b>				<b>I.—EXTENSIONS AND IMPROVEMENTS.</b>			
1. Water-rates from Irrigation ..	18,552	94	18,646	1. Head Works ..	5,011	..	5,011
3. Sales of water ..	140	..	140	2. Main Canals and Branches ..	584	..	584
5. Plantations ..	27	246	273				
6. Other canal produce ..	13,598	150	13,748				
10. Fines ..	260	..	260	Total ..	5,595	..	5,595
11. Miscellaneous receipts ..	19,627	409	20,036				
				<b>II.—MAINTENANCE AND REPAIRS.</b>			
				1. Head Works ..	6,890	..	6,890
				2. Main Canals and Branches ..	797	500	1,297
				3. Distributaries..	1,342	..	1,342
Total ..	52,204	899	53,103	Total ..	9,029	500	9,529
<b>II.—INDIRECT RECEIPTS.</b>				<b>IV.—ESTABLISHMENT.</b>			
Irrigation share of Land Revenue collected in the Civil Department.	..	..	..	1. & 2. Direction and Accounts ..	9,669	335	10,004
				3. Executive ..			
				Total ..	9,669	335	10,004
Total, Receipts ..	52,204	899	53,103	<b>V.—TOOLS AND PLANT ..</b>	255	22	277
Carried over ..	52,204	899	53,103	Carried over ..	24,548	857	25,405



ADMINISTRATIVE ACCOUNTS FOR THE YEAR 1923-24.

245

HARTALA TANK.

TANK PROJECT.

No. 3.—Revenue Account for, and to end of, 1923-24.

Charges.	TOTAL.			Charges.	TOTAL.		
	Previous.	1923-24.	Total.		Previous.	1923-24.	Total.
	Rs.	Rs.	Rs.		Rs.	Rs.	Rs.
Brought forward ..	52,204	899	53,103	Brought forward..	24,548	857	25,405
				VI.—REFUNDS OF REVENUE ..	2,957	..	2,957
				Total ..	27,505	857	28,362
				Share of Collection charges in the Ci- vil Department ..	1,757	17	1,774
				Total Direct Charges ..	29,262	874	30,136
				Indirect Charges debitable to Re- venue Account as per Account No. 5	1,383	52	1,435
				Total Charges ..	30,645	926	31,571
				Balance Net Revenue ..	21,559	27	21,532
GRAND TOTAL..	52,204	899	53,103	GRAND TOTAL..	52,204	899	53,103

N.B.—Last Capital Account detailed in the Administrative Accounts for 1886-87.

Construction Estimate closed on 31st March 1887—vide G. R. No. 1411, dated 12th September 1893.

Completion Report approved in G. R. No. 1224, dated 31st July 1894.

## HARTALA TANK.

## TANK PROJECT.

*No. 4.—Interest Account for, and to end of, 1923-24.*

	Amount Rs.		Amount Rs.
Total interest charges to end of 1922-23 .. ..	92,354	Net Revenue realized to end of 1922-23 as per No. 3 .. ..	21,559
Interest charges for the year 1923-24 .. ..	1,594	Net Revenue realized during 1923-24 as per No. 3 .. ..	—27
On Rs. 47,948 outlay to end of the year 1916-17 at the average rate 3.3252 per cent.		Total Net Revenue realized to end of the year as per No. 3 .. ..	21,532
		Balance net interest charges ..	72,416
Total ..	93,948	Total ..	93,948

*No. 5.—Account of Indirect Charges for, and to end of, year 1923-24.*

Particulars.	Previous.	1923-24.	Total.	Particulars.	Previous.	1923-24.	Total.
CAPITAL ACCOUNT.				REVENUE ACCOUNT.			
				1. Capitalized abatement of Land Revenue .. ..	..	..	..
				2. Leave and Pension Allowances ..	1,369	47	1,416
				3. Audit and Accounts Establishment ..	14	5	19
				Total ..	13,83	52	1,435

MHASWA TANK.

TANK PROJECT.

No. 3.—Revenue Account for, and to end of, 1923-24.

Receipts.	TOTAL.			Charges.	TOTAL.		
	Previous.	1923-24.	Total.		Previous.	1923-24.	Total.
	Rs.	Rs.	Rs.		Rs.	Rs.	Rs.
<b>I.—DIRECT RECEIPTS.</b>				<b>I.—EXTENSIONS AND IMPROVEMENTS.</b>			
1. Water-rates from Irrigation ..	35,854	188	36,041	1. Head Works ..	6,774	..	6,774
3. Sales of water ..	14	..	14	2. Main Canals and Branches ..	4,037	..	4,037
5. Plantations ..	11,777	348	12,125	3. Distributaries ..	586	..	586
6. Other canal produce ..							
9. Rents of buildings ..	154	..	154				
10 Fines ..	5	..	5	<b>Total ..</b>	<b>11,397</b>	<b>..</b>	<b>11,397</b>
11. Miscellaneous receipts ..	16,301	1,258	17,559				
<b>Total ..</b>	<b>64,105</b>	<b>1,794</b>	<b>65,899</b>	<b>II.—MAINTENANCE AND REPAIRS.</b>			
				1. Head Works ..	4,347	..	4,347
				2. Main Canals and Branches ..	8,249	1,003	9,252
				3. Distributaries..	16,559	..	16,559
				<b>Total ..</b>	<b>29,155</b>	<b>1,003</b>	<b>30,158</b>
<b>II.—INDIRECT RECEIPTS.</b>							
Irrigation share of Land Revenue collected in the Civil Department.	..	..	..	<b>IV.—ESTABLISHMENT.</b>			
				1. & 2. Direction and Accounts ..	28,945	671	29,616
				3. Executive ..			
				<b>Total ..</b>	<b>28,945</b>	<b>671</b>	<b>29,616</b>
<b>Total, Receipts ..</b>	<b>64,105</b>	<b>1,794</b>	<b>65,899</b>	<b>V.—TOOLS AND PLANT ..</b>	1,375	44	1,419
Carried over ..	64,105	1,794	65,899	Carried over ..	70,872	1,718	72,590

248 PUBLIC WORKS DEPARTMENT, IRRIGATION BRANCH.

MHASWA TANK.

TANK PROJECT.

No. 3.—Revenue Account for, and to end of, 1923-24.

Receipts.	TOTAL.			Charges.	TOTAL.		
	Previous.	1923-24.	Total.		Previous.	1923-24.	Total.
	Rs.	Rs.	Rs.		Rs.	Rs.	Rs.
Brought forward ..	64,105	1,794	65,899	Brought forward ..	70,872	1,718	72,590
				Profit and Loss ..	149	..	149
				VI.—REFUNDS OF REVENUE ..	212	..	212
				Total ..	71,233	1,718	72,951
				Share of collection charges in the Civil Department.	1,821	9	1,830
				Total Direct Charges ..	73,054	1,727	74,781
				Indirect Charges debitable to Revenue Account as per Account No. 5 ..	4,363	104	4,467
				Total Charges ..	77,417	1,831	79,248
				Balance Net Revenue ..	-13,312	-37	-13,349
GRAND TOTAL..	64,105	1,794	65,899	GRAND TOTAL..	64,105	1,794	65,899

N.B.—Last Capital Account detailed in the Administrative Accounts for 1893-94.

Construction Estimate closed on 31st March 1887, vide G. R. No. 1411, dated 12th September 1893.

Completion Report approved in G. R. No. 1224, dated 31st July 1894.

MHASWA TANK.

TANK PROJECT.

No. 4.—Interest Account for, and to end of, 1923-24.

	Amount Rs.		Amount Rs.
Total interest charges to end of 1922-23 .. ..	2,24,190	Net Revenue realized to end of 1922-23 as per No. 3 .. ..	—13,312
Interest charges for the year 1923-24 .. ..	4,282	Net Revenue realized during 1923-24 as per No. 3 .. ..	—37
On Rs. 1,28,781 outlay to end of the year 1916-17 at the average rate 3.3252 per cent. .. ..	..	Total Net Revenue realized to end the year as per No. 3 .. ..	—13,349
		Balance net interest charges .. ..	2,41,821
Total .. ..	2,28,472	Total .. ..	2,28,472

No. 5.—Revenue Account for, and to end of, 1923-24.

Particulars.	Previous.	1923-24.	Total.	Particulars.	Previous.	1923-24.	Total.
CAPITAL ACCOUNT.				REVENUE ACCOUNT.			
				1. Capitalized abatement of Land Revenue .. ..	120	..	120
				2. Leave and Pension Allowances .. ..	4,212	94	4,306
				3. Audit and Accounts Establishment .. ..	31	10	41
				Total. .. ..	4,363	104	4,467

## JAMDA CANAL.

## CANAL PROJECT.

No. 2.—Capital Account for, and to end of, 1923-24.

Heads of Account.	Direct Charges.			Cost of Construction as now estimated (Construction estimate closed on 31st Mar. 1902).	Expenditure against closed estimate.
	Previous.	1923-24.	Total		
1	2	3	4	5	6
<b>I—WORKS.</b>					
<b>(1) HEAD WORKS.</b>					
B. Land .. ..	250	..	250	250	250
C. Works .. ..	95,149	..	95,149	95,149	95,149
K. Buildings .. ..	11,689	..	11,689	11,689	11,689
<b>Total Head Works ..</b>	<b>1,07,088</b>	<b>..</b>	<b>1,07,088</b>	<b>1,07,088</b>	<b>1,07,088</b>
<b>(2) MAIN CANALS AND BRANCHES.</b>					
A. Preliminary Expense ..	1,917	..	1,917	1,917	1,917
B. Land .. ..	1,905	..	1,905	1,905	1,905
F. River and hill torrent works ..	2,04,006	..	2,04,006	2,08,248	2,03,832
G. Bridges .. ..	31,947	..	31,947	34,297	31,947
H. Escapes .. ..	6,317	..	6,317	6,317	6,317
K. Buildings .. ..	8,431	..	8,431	8,431	8,431
L. Earth-work .. ..	3,55,087	..	3,55,087	3,55,087	3,55,087
M. Plantations .. ..	15,843	..	15,843	15,843	15,843
O. Miscellaneous .. ..	4,033	..	4,033	4,033	4,033
<b>Total Main Canals and Branches ..</b>	<b>6,29,486</b>	<b>..</b>	<b>6,29,486</b>	<b>6,36,078</b>	<b>6,29,312</b>
<b>(3) DISTRIBUTARIES.</b>					
A. Preliminary Expenses ..	70	..	70	70	70
B. Land .. ..	14	..	14	14	14
C. Works .. ..	28,835	..	28,835	28,487	26,656
L. Earth-work .. ..	21,285	..	21,285	21,868	21,232
O. Miscellaneous .. ..	1,857	..	1,857	1,857	1,857
<b>Total Distributaries ..</b>	<b>52,061</b>	<b>..</b>	<b>52,061</b>	<b>52,296</b>	<b>49,829</b>
<b>Total I Works ..</b>	<b>7,88,635</b>	<b>..</b>	<b>7,88,635</b>	<b>7,95,462</b>	<b>7,86,229</b>
<b>Carried over ..</b>	<b>7,88,635</b>	<b>..</b>	<b>7,88,635</b>	<b>7,95,462</b>	<b>7,86,229</b>

JAMDA CANAL.

CANAL PROJECT.

No. 2.—Capital Account for, and to end of, 1923-24.

Heads of Account.	Direct Charges.			Cost of Construction as now estimated (Construction estimate closed on 31st Mar. 1902).	Expenditure against closed estimates.
	Previous.	1923-24.	Total		
1	2	3	4	5	6
	Rs.	Rs.	Rs.	Rs.	Rs.
Brought forward ..	7,88,635		7,88,635	7,95,462	7,86,229
<b>II.—ESTABLISHMENT.</b>					
1 and 2. Direction and Accounts ..	} 1,92,310	..	1,92,310	1,93,918	{ 9,797
3. Executive ..					
Total, Establishment ..	1,92,310	.	1,92,310	1,93,918	1,91,841
II. TOOLS AND PLANT ..	13,212	.	13,212	13,267	13,129
Grand Total ..	9,94,157	..	9,94,157	10,02,647	9,91,199
V. Less—Receipts on Capital Account	21	..	21	21	21
Net Outlay ..	9,94,136	..	9,94,136	10,02,626	9,91,178
<i>Apportionment</i>					
Chargeable to 43—Minor Works and Navigation ..	9,91,178	..	9,91,178	} 10,02,626	9,91,178
Chargeable to 55—Construction of Irrigation Works—Provincial ..	2,958	..	2,958		
Total ..	9,94,136	..	9,94,136	10,02,626	9,91,178

## JAMDA CANAL.

## CANAL PROJECT.

No. 3.--Revenue Account for, and to end of, 1923-24.

Receipts.	TOTAL.			Charges.	TOTAL.		
	Previous.	1923-24.	Total.		Previous.	1923-24.	Total.
	Rs.	Rs.	Rs.		Rs.	Rs.	Rs.
I.—DIRECT RECEIPTS.				I.—EXTENSIONS AND IMPROVEMENTS.			
1. Water Rates from Irrigation ..	3,28,499	6,123	3,34,622	1. Head Works ..	8,605	..	8,605
3. Sales of water ..	212	..	212	2. Main Canals and Branches ..	25,507	98	25,605
5. Plantations ..	73,077	7 996	74,080	3. Distributaries ..	1,464	..	1,464
6. Other canal produce ..							
9. Rents of buildings ..	2,111	24	2,135				
10. Fines ..	153	..	153	Total ..	35,576	98	35,674
11. Miscellaneous receipts ..	2,789	16	2,805				
12. Deduct Refunds ..	114	58	172	II.—MAINTENANCE AND REPAIRS.			
				1. Head Works ..	20,097	41	20,138
				2. Main Canals and Branches ..	2,57,964	4,633	2,62,597
				3. Distributaries ..	16,415	48	16,463
Total ..	4,06,727	7,108	4,13,835	Total ..	2,94,476	4,722	2,99,198
II.—INDIRECT RECEIPTS.							
Irrigation share of Land Revenue collected in the Civil Department.	..	..	..	IV.—ESTABLISHMENT.			
				1 & 2. Direction and Accounts ..	2,39,865	3,226	2,43,091
				3. Executive ..			
				Total ..	2,39,865	3,226	2,43,091
Total ..	..	..	..				
Total Receipts ..	4,06,727	7,108	4,13,835	V.—TOOLS AND PLANT ..	6,867	213	7,080
Carried over ..	4,06,727	7,108	4,13,835	Carried over ..	5,76,784	8,259	5,85,043



JAMDA CANAL.

CANAL PROJECT.

No. 3.—Revenue Account for, and to end of, 1923-24.

Receipts.	TOTAL.			Charges.	TOTAL.		
	Previous.	1923-24.	Total.		Previous.	1923-24.	Total.
	Rs.	Rs.	Rs.		Rs.	Rs.	Rs.
Brought forward ..	4,06,727	7,108	4,13,835	Brought forward ..	5,76,784	8,259	5,85,043
				Profit and Loss—	84	..	84
				VI.—REFUNDS OF REVENUE ..	1,102	..	1,102
				Total ..	5,77,970	8,259	5,86,229
				Share of Collection charges in the Civil Department.	16,357	303	16,660
				Total Direct Charges	5,94,327	8,562	6,02,889
				Indirect Charges debitable to Re- venue Account as per Account No. 5 ..	37,158	500	37,658
				Total Charges ..	6,31,485	9,062	6,40,547
				Balance Net Revenue ..	—2,24,758	—1,954	—2,26,712
GRAND TOTAL	4,06,727	7,108	4,13,835	GRAND TOTAL	4,06,727	7,108	4,13,835

N.B.—Construction Estimate closed on 31st March 1902 *vide* G. R. No. 5163, dated 1st May 1915.

Completion Report approved in G. R. No. 5163, dated 1st May 1915.

## JAMDA CANAL.

## CANAL PROJECT.

*No. 4.—Interest Account for, and to end of, 1923-24.*

	Amount Rs.		Amount Rs.
Total interest charges to end of 1922-23 .. ..	20,91,068	Net Revenue realized to end of 1922-23 as per No. 3 ..	-2,24,758
Interest charges for the year 1923-24 .. ..	33,127	Net Revenue realized during 1923-24 as per No. 3 .. ..	-1,954
On Rs. 9,91,178 outlay to end of the year 1916-17 at the average rate 3.3252 per cent. Rs. 32,959		Total Net Revenue realized to end of the year as per No. 3 .. ..	-2,26,712
On subsequently outlay Rs. 2,958 at the average rate 5.69 per cent. Rs. 168		Balance net interest charges ..	23,50,907
Total ..	21,24,195	Total ..	21,24,195

*No. 5.—Account of Indirect Charges for, and to end of, 1923-24.*

Particulars.	Previous.	1923-24.	Total.	Particulars.	Previous.	1923-24.	Total.
	Rs.	Rs.	Rs.		Rs.	Rs.	Rs.
<b>CAPITAL ACCOUNT.</b>				<b>REVENUE ACCOUNT.</b>			
1. Capitalized abatement of Land Revenue ..	12,015	..	12,015	1. Capitalized abatement of Land Revenue ..	446	..	446
2. Leave and Pension Allowances ..	37,962	..	37,962	2. Leave and Pension Allowances ..	36,587	452	37,039
3. Audit and Accounts Establishment ..	24	..	24	3. Audit and Accounts Establishment ..	125	48	173
Total ..	50,001	..	50,001	Total ..	37,158	500	37,658

JAMDA CANAL.

CANAL PROJECT.

No. 6.—Statement comparing Capital Cost to end of 1923-24 with sanctioned estimates.

Particulars.	CHARGES AGAINST CLOSED SANCTIONS.			CURRENT SANCTIONS.			Total charges to date against old and current sanctions.
	Expenditure against construction estimate.	Expenditure against Open Capital sanctioned.	Total.	Charges to date.	Amount of sanctioned estimate.	Unspent balance of estimate.	
1	2	3	4	5	6	7	8
	Rs.	Rs.	Rs.	Rs.	Rs.	Rs.	Rs.
<b>DIRECT CHARGES.</b>							
Works .. ..	7,86,229	..	7,86,229	2,406	9,233	6,827	7,88,635
Establishment ..	1,91,841	..	1,91,841	469	2,077	1,608	1,92,310
Tools and Plant ..	13,129	..	13,129	83	138	55	13,212
Total ..	9,91,199	..	9,91,199	2,958	11,448	8,490	9,94,157
Less—Receipts on Capital Account ..	21	..	21	..	..	..	21
Net Total ..	9,91,178	..	9,91,178	2,958	11,448	8,490	9,94,136
<b>INDIRECT CHARGES.</b>							
Capitalized abatement of Land Revenue ..	12,015	..	12,015	..	..	..	12,015
Leave and Pension Allowances ..	37,896	..	37,896	66	291	225	37,962
Audit and Accounts ..	..	..	..	24	..	-24	24
Total ..	49,911	.	49,911	90	291	201	50,001
<b>GRAND TOTAL ..</b>	<b>10,41,089</b>	<b>..</b>	<b>10,41,089</b>	<b>3,048</b>	<b>11,739</b>	<b>8,691</b>	<b>10,44,137</b>

Sanction to schedule of incomplete works, G. R. (P. W. D.) No. 3631, dated 22nd April 1924.

## BHATODI TANK.

## TANK PROJECT.

No. 3.—Revenue Account for, and to end of, 1923-24.

Receipts.	TOTAL.			Charges.	TOTAL.		
	Previous.	1923-24.	Total.		Previous.	1923-24.	Total.
	Rs.	Rs.	Rs.		Rs.	Rs.	Rs.
<b>I.—DIRECT RECEIPTS.</b>				<b>I.—EXTENSIONS AND IMPROVEMENTS.</b>			
1. Water-rates from Irrigation ..	1,69,971	3,477	1,73,448	1. Head Works ..	4,216	2,946	7,162
3. Sales of water ..	16	..	16	2. Main Canals and Branches ..	9,324	360	9,684
5. Plantations ..	13,337	288	13,890				
6. Other canal produce ..		325					
9. Rents of buildings ..	202	12	214	<b>Total ..</b>	<b>13,540</b>	<b>3,306</b>	<b>16,846</b>
10. Fines ..	315	..	315	<b>II.—MAINTENANCE AND REPAIRS.</b>			
11. Miscellaneous receipts ..	31,272	2,793	34,065	1. Head Works ..	21,665	754	22,419
Deduct—Refunds ..	17	..	17	2. Main Canals and Branches ..	81,635	1,216	82,851
				3. Distributaries ..	5,768	525	6,293
<b>Total ..</b>	<b>2,15,096</b>	<b>6,835</b>	<b>2,21,931</b>	<b>Total ..</b>	<b>1,09,068</b>	<b>2,495</b>	<b>1,11,563</b>
<b>II.—INDIRECT RECEIPTS.</b>				<b>III.—COMPENSATION ..</b>	9	..	9
Irrigation share of Land Revenue collected in the Civil Department.	..	..	..	<b>IV.—ESTABLISHMENT.</b>			
Revenue on lands irrigated by percolation as per G. R. No. 1757 dated 16th Oct. 1891 ..	55,434	1,738	57,172	1 & 2. Direction and Accounts ..	86,720	3,883	90,603
Increased Land Revenue as per G. R. No. 203 dated 30th March 1878 ..	6,864	146	7,010	3. Executive ..			
<b>Total ..</b>	<b>62,298</b>	<b>1,884</b>	<b>64,182</b>	<b>Total ..</b>	<b>86,720</b>	<b>3,883</b>	<b>90,603</b>
<b>Total receipts ..</b>	<b>2,77,394</b>	<b>8,719</b>	<b>2,86,113</b>	<b>IV.—TOOLS AND PLANT ..</b>	2,292	257	2,549
<b>Carried over ..</b>	<b>2,77,394</b>	<b>8,719</b>	<b>2,86,113</b>	<b>Carried over ..</b>	<b>2,11,629</b>	<b>9,941</b>	<b>2,21,570</b>

## BHATODI TANK.

## TANK PROJECT.

## No. 3.—Revenue Account for, and to end of, 1923-24.

Receipts.	TOTAL.			Charges.	TOTAL.		
	Previous.	1923-24.	Total.		Previous.	1923-24.	Total.
	Rs.	Rs.	Rs.		Rs.	Rs.	Rs.
Brought forward ..	2,77,394	8,719	2,86,113	Brought forward ..	2,11,629	9,941	2,21,570
				VI.—REFUNDS OF REVENUE ..	1,265	..	1,265
				Total ..	2,12,894	9,941	2,22,835
				Share of Collection Charges in the Civil Department.	14,526	348	14,874
				Total, Direct Charges	2,27,420	10,289	2,37,709
				Indirect Charges debitable to Revenue Account as per Account No. 5 ..	12,626	602	13,228
				Total Charges ..	2,40,046	10,891	2,50,937
				Balance Net Revenue ..	37,348	—2,172	35,176
GRAND TOTAL ..	2,77,394	8,719	2,86,113	GRAND TOTAL..	2,77,394	8,719	2,86,113

N.B.—Last Capital Account detailed in the Administrative Accounts for, 1891-92.

Construction Estimate closed on 31st March 1892, *vide* G. R. No. 1411, dated 12th September 1893.

Completion Report approved in G. R. No. 1797, dated 19th November 1894.

## BHOTODI TANK.

## TANK PROJECT.

*No. 4.—Interest Account for, and to end of, 1923-24.*

	Amount Rs.		Amount Rs.
Total interest charges to end of 1922-23 .. ..	7,01,859	Net Revenue realised to end of 1922-23 as per No. 3 .. ..	37,348
Interest charges for the year 1923-24 .. ..	11,727	Net Revenue realized during 1923-24 as per No. 3 .. ..	-2,172
On Rs. 3,52,685 outlay to end of the year 1916-17 at the average rate of 3.3252 per cent.		Total Net Revenue realized to end of the year as per No. 3 .. ..	35,176
		Balance net interest charges .. ..	6,78,410
Total ..	7,13,586	Total ..	7,13,586

*No. 5.—Account of Indirect Charges for, and to end of, year 1923-24.*

Particulars.	Previous.	1923-24.	Total.	Particulars.	Previous.	1923-24.	Total.
CAPITAL ACCOUNT.				REVENUE ACCOUNT.	Rs.	Rs.	Rs.
				1. Capitalized abatement of Land Revenue .. ..	102	..	102
				2. Leave and Pension Allowances .. ..	12,463	544	13,007
				3. Audit and Accounts Establishment .. ..	61	58	119
				Total ..	12,626	602	13,228

EKRUK TANK.

TANK PROJECT.

No. 3.—Revenue Account for, and to end of, 1923-24.

Receipts.	TOTAL.			Charges.	TOTAL.		
	Previous.	1923-24.	Total.		Previous.	1923-24.	Total.
	Rs.	Rs.	Rs.		Rs.	Rs.	Rs.
<b>I.—DIRECT RECEIPTS.</b>				<b>I.—EXTENSIONS AND IMPROVEMENTS.</b>			
1. Water-rates from Irrigation ..	8,19,557	29,943	8,49,500	1. Head Works ..	8,519	356	8,875
3. Sales of water ..	8,29,486	1,01,198	9,30,684	2. Main Canals and Branches ..	50,097	..	50,097
4. Water-supply of towns ..	2,66,390	..	2,66,390	3. Distributaries ..	1,075	..	1,075
5. Plantations ..	2,09,755	487	2,16,863				
6. Other canal produce ..		6,621					
9. Rents of buildings ..	376	157	533	Total ..	59,691	356	60,047
10. Fines ..	52	136	188				
11. Miscellaneous receipts ..	32,052	788	32,840	<b>II.—MAINTENANCE AND REPAIRS.</b>			
12. Deduct—Refunds ..	116	1,552	1,668	1. Head Works ..	1,01,526	1,493	1,03,019
Total ..	21,57,552	1,37,778	22,95,330	2. Main Canals and Branches ..	2,82,429	5,658	2,88,087
				3. Distributaries ..	7,742	415	8,157
				Total ..	3,91,697	7,566	3,99,263
<b>II.—INDIRECT RECEIPTS.</b>							
Irrigation share of Land Revenue collected in the Civil Department	..	..	..	<b>III.—COMPENSATION</b> ..	69	..	69
				<b>IV.—ESTABLISHMENT.</b>			
				1 & 2. Direction and Accounts. } ..	2,74,297	5,302	2,79,599
				3. Executive ..			
				Total ..	2,74,297	5,302	2,79,599
Total, Receipts ..	21,57,552	1,37,778	22,95,330	<b>V.—TOOLS AND PLANT</b> ..	8,868	350	9,218
	21,57,552	1,37,778	22,95,330		7,34,622	13,574	7,48,196

## PUBLIC WORKS DEPARTMENT, IRRIGATION BRANCH.

## EKRUK TANK.

## TANK PROJECT.

No. 3.—Revenue Account for, and to end of, 1923-24.

Receipts.	TOTAL.			Charges.	TOTAL.		
	Previous.	1923-24.	Total.		Previous,	1923-24.	Total.
	Rs.	Rs.	Rs.		Rs.	Rs.	Rs.
Brought over ..	21,57,552	1,37,778	22,95,330	Brought over ..	7,34,622	13,574	7,48,196
				VI.—REFUNDS OF REVENUE.	1,157	..	1,157
				Suspense Account	—71	..	—71
				Total ..	7,35,708	13,574	7,49,282
				Share of collection charges in the Civil Department.	66,948	6,541	73,489
				Total, Direct Charges.	8,02,656	20,115	8,22,771
				Indirect Charges debitable to Revenue Account as per Account No. 5 ..	42,547	821	43,368
				Total Charges ..	8,45,203	20,936	8,66,139
				Balance Net Revenue ..	13,12,349	1,16,842	14,29,191
GRAND TOTAL..	21,57,552	1,37,778	22,95,330	GRAND TOTAL ..	21,57,552	1,37,778	22,95,330

N.B.—Last Capital Account detailed in the Administrative Accounts for 1895-96.

Construction Estimate closed on 31st March 1891—vide G. R. No. 1253, dated 8th July 1891.



EKRUK TANK.

TANK PROJECT.

No. 4.—Interest Account for, and to end of, 1923-24.

	Amount Rs.		Amount Rs.
Total interest charges to end of 1922-23 .. ..	24,75,386	Net Revenue realized to end of 1922-23 as per No. 3 ..	13,12,349
Interest charges for the year 1923-24 .. ..	40,837	Net Revenue realized during 1923-24 as per No. 3 ..	1,16,842
On Rs. 12,28,117 outlay to end of the year 1916-17 at the average rate 3.3252 per cent.		Total Net Revenue realized to end of the year as per No. 3 .. ..	14,29,191
		Balance net interest charges ..	10,87,032
Total ..	25,16,223	Total ..	25,16,223

No. 5.—Account of Indirect Charges for, and to end of, 1923-24.

Particulars.	Previous.	1923-24.	Total.	Particulars.	Previous	1923-24.	Total.
					Rs.	Rs.	Rs.
CAPITAL ACCOUNT.				REVENUE ACCOUNT.			
				1. Capitalized abatement of Land Revenue ..	..	..	..
				2. Leave and Pension Allowances ..	42,378	742	43,120
				3. Audit and Accounts Establishment ..	169	79	248
				Total ..	42,547	821	43,368

## KOREGAON TANK.

## TANK PROJECT.

No. 3.—Revenue Account for, and to end of, 1923-24.

Receipts.	TOTAL.			Charges.	TOTAL.		
	Previous.	1923-24.	Total.		Previous.	1923-24.	Total.
	Rs.	Rs.	Rs.		Rs.	Rs.	Rs.
I.—DIRECT RECEIPTS.				I.—EXTENSIONS AND IMPROVEMENTS.			
1. Water-rates from Irrigation ..	41,052	519	41,571	1. Head Works ..	11,498	..	11,498
5. Plantations ..	..	2	2,974	2. Main Canals and Branches ..	345	..	345
6. Other canal produce ..	2,832	140		3. Distributaries..	7	..	7
9. Rents of buildings ..	1	..	1				
11. Miscellaneous receipts ..	480	..	480				
				Total ..	11,850	..	11,850
Total ..	44,365	661	45,026	II.—MAINTENANCE AND REPAIRS.			
				1. Head Works ..	10,295	435	10,730
II.—INDIRECT RECEIPTS.				2. Main Canals and Branches ..	981	..	981
Irrigation share of Land Revenue collected in the Civil Department.	3,089	..	3,089	3. Distributaries..	9,715	467	10,182
				Total ..	20,991	902	21,893
				IV.—ESTABLISHMENT.			
				1 & 2. Direction and Accounts ..	20,011	604	20,615
				3. Executive ..			
				Total ..	20,011	604	20,615
Total ..	3,089	..	3,089	V.—TOOLS AND PLANT			
				..	853	40	893
Total Receipts ..	47,454	661	48,115	Carried over ..	53,705	1,546	55,251
Carried over ..	47,454	661	48,115				

ADMINISTRATIVE ACCOUNTS FOR THE YEAR 1923-24. 263

KOREGAON TANK.

TANK PROJECT.

No. 3.—Revenue Account for, and to end of, 1923-24.

Receipts.	TOTAL.			Charges.	TOTAL.		
	Previous.	1923-24.	Total.		Previous.	1923-24.	Total.
	Rs.	Rs.	Rs.		Rs.	Rs.	Rs.
Brought forward ..	47,454	661	48,115	Brought forward ..	53,705	1,546	55,251
				VI.—REFUNDS OF REVENUE ..	18	..	18
				Total ..	53,723	1,546	55,269
				Share of collection charges in the Civil Department.	2,403	26	2,429
				Total, Direct Charges.	56,126	1,572	57,698
				Indirect charges debitable to Revenue Account as per Account No. 5 ..	2,820	94	2,914
				Total, Charges ..	58,946	1,666	60,612
				Balance Net Revenue ..	—11,492	—1,005	—12,497
GRAND TOTAL...	47,454	661	48,115	GRAND TOTAL.	47,454	661	48,115

N.B.—Last Capital Account detailed in the Administrative Accounts for 1890-91.

Construction Estimate closed on 31st March 1892 vide G. R. No. 1411, dated 12th September 1893.

Completion Report approved in G. R. No. 654, dated 11th April 1894.

## KOREGAON TANK.

## TANK PROJECT.

*No. 3.—Interest Account for, and to end of, 1923-24.*

	Amount Rs.		Amount Rs.
Total interest charges to end of 1922-23 .. ..	69,607	Net Revenue realized to end of 1922-23 as per No. 3 ..	—11,492
Interest charges for the year 1923-24.	1,261	Net Revenue realized during 1923-24 as per No. 3 ..	—1,005
On Rs. 37,923 outlay to end of the year 1916-17 at the average rate 3.3252 per cent. .. ..		Total Net Revenue realized to end of the year as per No. 3 .. ..	—12,497
		Balance net interest charges ..	83,365
Total ..	70,868	Total ..	70,868

*No. 5.—Account of Indirect Charges for, and to end of, 1923-24.*

Particulars.	Previous.	1923-24.	Total.	Particulars.	Previous.	1923-24.	Total.
					Rs.	Rs.	Rs.
CAPITAL ACCOUNT.				REVENUE ACCOUNT.			
				1. Capitalized abatement of Land Revenue .. ..	..	..	..
				2. Leave and Pension Allowances	2,803	85	2,888
				3. Audit and Accounts Establishment ..	17	9	26
				Total ..	2,820	94	2,914

## ASHTI TANK.

## TANK PROJECT.

## No. 2.—Capital Account for, and to end of, 1923-24.

Heads of Account.	Direct Charges.			Cost of Construction as now estimated. (Construction estimate closed on 31st Mar. 1893).	Expenditure against closed estimate.
	Previous.	1923-24.	Total.		
1	2	3	4	5	6
<b>I.—WORKS.</b>	Rs.	Rs.	Rs.	Rs.	Rs.
<b>(1) HEAD WORKS.</b>					
A. Preliminary Expenses ..	601	..	601	601	601
B. Land .. ..	58,207	..	58,207	58,207	58,207
C. Masonry Works .. ..	2,189	2,153	4,342	4,342	4,342
K. Buildings .. ..	3,174	..	3,174	3,174	3,174
L. Earth-work .. ..	3,94,782	..	3,94,782	3,94,782	3,94,782
M. Plantations .. ..	4,828	..	4,828	4,828	4,828
O. Miscellaneous .. ..	784	..	784	784	784
<b>Total, Head Works ..</b>	<b>4,64,565</b>	<b>2,153</b>	<b>4,66,718</b>	<b>4,66,718</b>	<b>4,66,718</b>
<b>(2) MAIN CANALS AND BRANCHES.</b>					
A. Preliminary Expenses ..	3,400	..	3,400	3,400	3,400
B. Land .. ..	1,686	..	1,686	1,686	1,686
C (a). Regulators .. ..	16,433	..	16,433	16,433	16,433
C (c). River and Hill Torrent Works..	66,667	..	66,667	66,667	66,667
C (e). Bridges .. ..	2,652	..	2,652	2,652	2,652
L. Earth-work .. ..	37,186	..	37,186	37,186	37,186
M. Plantations .. ..	3,215	..	3,215	3,215	3,215
O. Miscellaneous .. ..	3,063	..	3,063	3,063	3,063
<b>Total, Main Canals and Branches ..</b>	<b>1,34,302</b>	<b>..</b>	<b>1,34,302</b>	<b>1,34,302</b>	<b>1,34,302</b>
<b>(3) DISTRIBUTARIES.</b>					
B. Land .. ..	361	..	361	361	361
C. Masonry Works .. ..	4,025	..	4,025	4,025	4,025
L. Earthwork .. ..	4,910	..	4,910	4,910	4,910
M. Plantations .. ..	43	..	43	43	43
O. Miscellaneous .. ..	3,219	..	3,219	3,219	3,219
<b>Total, Distributaries ..</b>	<b>12,558</b>	<b>..</b>	<b>12,558</b>	<b>12,558</b>	<b>12,558</b>
<b>Total I—Works ..</b>	<b>6,11,425</b>	<b>2,153</b>	<b>6,13,578</b>	<b>6,13,578</b>	<b>6,13,578</b>
<b>Carried over ..</b>	<b>6,11,425</b>	<b>2,153</b>	<b>6,13,578</b>	<b>6,13,578</b>	<b>6,13,578</b>

## ASHTI TANK.

## TANK PROJECT.

No. 2.—Capital Account for, and to end of, 1923-24.

Heads of Account.	Direct Charges.			Cost of Construction as now estimated. (Construction estimate closed on 31st Mar. 1893).	Expenditure against closed estimates.
	Previous.	1923-24.	Total.		
1	2	3	4	5	6
	Rs.	Rs.	Rs.	Rs.	Rs.
Brought over ..	6,11,425	2,153	6,13,578	6,13,578	6,13,578
<b>II.—ESTABLISHMENT.</b>					
1 and 2. Direction and Accounts ..	1,45,511	503	1,46,014	1,46,014	1,46,014
3. Executive ..					
Total II—Establishment ..	1,45,511	503	1,46,014	1,46,014	1,46,014
<b>III.—TOOLS AND PLANT</b> ..					
	8,198	95	8,293	8,293	8,293
Grand Total ..	7,65,134	2,751	7,67,885	7,67,885	7,67,885
V—Less Receipts on Capital Account ..	5,392	..	5,392	5,392	5,392
Net Outlay ..	7,59,742	2,751	7,62,493	7,62,493	7,62,493
<i>Apportionment.</i>					
Chargeable to 43—Minor Works and Navigation.	7,57,050	..	7,57,050	7,57,050	7,57,050
Chargeable to 55—Construction of Irrigation Works. Provincial.	2,692	2,751	5,443	5,443	5,443
Total ..	7,59,742	2,751	7,62,493	7,62,493	7,62,493

ASHTI TANK.

TANK PROJECT.

No. 3.—Revenue Account for, and to end of, 1923-24.

Receipts.	TOTAL.			Charges.	TOTAL.		
	Previous.	1923-24.	Total.		Previous.	1923-24.	Total.
	Rs.	Rs.	Rs.		Rs.	Rs.	Rs.
<b>I.—DIRECT RECEIPTS.</b>				<b>I.—EXTENSIONS AND IMPROVEMENTS.</b>			
1. Water-rates from Irrigation ..	3,75,223	16,431 (a) 243	3,91,654 243	1. Head Works ..	40,034	..	40,034
3. Sales of water ..	342	..	342	2. Main Canals and Branches ..	5,229	..	5,229
5. Plantations ..	64,237	36	64,663	3. Distributaries..	2,234	..	2,234
6. Other canal produce ..		390					
				Total ..	47,497	..	47,497
9. Rents of buildings ..	707	..	707				
10. Fines ..	25	..	25	<b>II.—MAINTENANCE AND REPAIRS.</b>			
11. Miscellaneous receipts ..	30,177	9,326	39,503	1. Head Works ..	47,760	1,160	48,920
12. Deduct Refunds ..	4	..	4	2. Main Canals and Branches ..	72,439	1,991	74,430
				3. Distributaries..	7,645	404	8,049
Total ..	4,70,707	26,183 243	4,96,890 243	Total ..	1,27,844	3,555	1,31,399
<b>II.—INDIRECT RECEIPTS.</b>				<b>II.—COMPENSATION</b> ..	15	..	15
				<b>IV.—ESTABLISHMENT.</b>			
				1 and 2. Direction and Accounts ..	92,779	2,379	95,158
				3. Executive ..			
				Total ..	92,779	2,379	95,158
Total Receipts ..	4,70,707	26,426	4,97,133	<b>V.—TOOLS AND PLANT</b> ..	3,743	157	3,900
Carried over ..	4,70,707	26,426	4,97,133	Carried over ..	2,71,878	6,091	2,77,969

## PUBLIC WORKS DEPARTMENT, IRRIGATION BRANCH.

## ASHTI TANK.

## TANK PROJECT.

No. 3.—Revenue Account for, and to end of, 1923-24.

Receipts.	TOTAL.			Charges.	TOTAL.		
	Previous.	1923-24.	Total.		Previous.	1923-24.	Total.
Brought forward..	4,70,707	26,426	4,97,133	Brought forward..	2,71,878	6,091	2,77,969
				VI.—REFUNDS OF REVENUE ..	1,029	..	1,029
				Total ..	2,72,907	6,091	2,78,998
				Share of Collection Charges in the Civil Department.	20,270	{ 821 (a) 243 }	21,334
				Total Direct Charges.	2,93,177	7,155	3,00,332
				Indirect Charges debitable to Revenue Account as per No. 5 ..	13,275	268	13,543
				Total Charges ..	3,06,452	7,423	3,13,875
				Balance Net Revenue ..	1,64,255	19,003	1,83,258
GRAND TOTAL.	4,70,707	26,426	4,97,133	GRAND TOTAL.	4,70,707	26,426	4,97,133

N.B.—Last Capital Account detailed in the Administrative Accounts for 1901-02.

Construction Estimate closed on 31st March 1893—vide G.R. No. 1411, dated 12th September 1893.

Completion Report approved in G.R. No 490, dated 15th March 1894.

(a) Amount adjusted by credits to water rates and debits *per contra* on account of collection charges for the revenue realized by the Miraj State.



ASHTI TANK.

TANK PROJECT.

No. 4.—Interest Account for, and to end of, 1923-24.

	Amount Rs.		Amount Rs.
Total interest charges to end of 1922-1923 .. ..	12,20,253	Net Revenue realized to end of 1922-1923 as per No. 3 ..	1,64,255
Interest charges for the year 1923-1924 .. ..	25,405	Net Revenue realized during 1923-1924 as per No. 3 ..	19,003
On Rs. 7,57,050 outlay to end of the year 1916-17 at the average rate 3.3252 per cent. .. Rs. 25,174		Total Net Revenue realized to end of the year as per No. 3 .. ..	1,83,258
On subsequent outlay (from 1917-18 to 1922-23 and half of 1923-24) Rs. 4,067 at 5.69 per cent. .. Rs. 231		Balance net interest charges ..	10,62,400
Total ..	12,45,658	Total ..	12,45,658

No. 5.—Account of Indirect Charges for, and to end of, 1923-24.

Particulars.	Previous.			1923-1924.			Total.
	Rs.	Rs.	Rs.	Rs.	Rs.	Rs.	
<b>CAPITAL ACCOUNT.</b>							
1. Capitalized abatement of Land Revenue ..	52,311	..	52,311	1. Capitalized abatement of Land Revenue ..	107	..	107
2. Leave and Pension Allowances ..	26,790	70	26,860	2. Leave and Pension Allowances ..	13,051	232	13,283
3. Audit and Accounts Establishment. ..	22	22	44	3. Audit and Accounts Establishment ..	117	36	153
Total ..	79,123	92	79,215	Total ..	13,275	268	13,543

## ASHTI TANK.

## TANK PROJECT.

No. 6.—Statement comparing Capital Cost to end of 1923-24 with sanctioned Estimates.

Particulars.	Charges against closed sanctions.			Current sanctions.			Total charges to date against old and current sanctions.
	Expenditure against construction estimate.	Expenditure against open Capital sanctions.	Total.	Charges to date.	Amount of sanctioned Estimate.	Unspent balance of Estimate.	
1	2	3	4	5	6	7	8
	Rs.	Rs.	Rs.	Rs.	Rs.	Rs.	Rs.
<b>DIRECT CHARGES.</b>							
Works .. ..	6,05,284	8,294	6,13,578	..	..	..	6,13,578
Establishment ..	1,44,175	1,839	1,46,014	..	..	..	1,46,014
Tools and Plant ..	8,122	171	8,293	..	..	..	8,293
Total ..	7,57,581	10,304	7,67,885	..	..	..	7,67,885
Less—Receipts on Capital Account ..	5,392	..	5,392	..	..	..	5,392
Net Total ..	7,52,189	10,304	7,62,493	..	..	..	7,62,493
<b>INDIRECT CHARGES.</b>							
Capitalized abatement of Land Revenue ..	52,311	..	52,311	..	..	..	52,311
Leave and Pension Allowances ..	26,603	257	26,860	..	..	..	26,860
Audit and Accounts ..	..	44	44	..	..	..	44
Total ..	78,914	301	79,215	..	..	..	79,215
<b>GRAND TOTAL</b> ..	8,31,103	10,605	8,41,708	..	..	..	8,41,708

PATHRI TANK.

TANK PROJECT.

No. 3.—Revenue Account for, and to end of, 1923-24.

Receipts.	TOTAL.			Charges.	TOTAL.		
	Previous.	1923-1924.	Total.		Previous.	1923-1924.	Total.
	Rs.	Rs.	Rs.		Rs.	Rs.	Rs.
<b>I.—DIRECT RECEIPTS.</b>				<b>I.—EXTENSIONS AND IMPROVEMENTS.</b>			
1. Water-rates from Irrigation ..	77,134	98	77,232	1. Head Works..	4,999	..	4,999
3. Sales of water.	15,184	4,304	19,488	2. Main Canals and Branches ..	463	..	463
5. Plantations ..	3,046	18	3,364	Total ..	5,462	..	5,462
6. Other canal produce ..		300					
9. Rents of buildings ..	1	..	1	<b>II.—MAINTENANCE AND REPAIRS.</b>			
11. Miscellaneous receipts ..	1,298	55	1,353	1. Head Works..	9,167	978	10,145
Total ..	96,663	4,775	1,01,438	2. Main Canals and Branches ..	10,136	2,082	12,218
				3. Distributaries..	1,810	62	1,872
				Total ..	21,113	3,122	24,235
<b>II.—INDIRECT RECEIPTS.</b>							
Irrigation share of Land Revenue collected in the Civil Department.	...	..	...	<b>IV.—ESTABLISHMENT.</b>			
				1 and 2. Direction and Accounts ..	12,163	2,090	14,253
				3. Executive ..			
				Total ..	12,163	2,090	14,253
Total Receipts ..	96,663	4,775	1,01,438	<b>V.—TOOLS AND PLANT</b>	1,378	138	1,516
Carried over ..	96,663	4,775	1,01,438	Carried over ..	40,116	5,350	45,466

## PUBLIC WORKS DEPARTMENT, IRRIGATION BRANCH.

## PATHRI TANK.

## TANK PROJECT.

No. 3.—Revenue Account for, and to end of, 1923-24.

Receipts.	TOTAL.			Charges.	TOTAL.		
	Previous.	1923-1924.	Total.		Previous.	1923-1924.	Total.
	Rs.	Rs.	Rs.		Rs.	Rs.	Rs.
Brought over ..	96,663	4,775	1,01,438	Brought over ..	40,116	5,350	45,466
				VI.—REFUNDS OF REVENUE.	4	..	4
				Suspense Account ..	—46	..	—46
				Total ..	40,074	5,350	45,424
				Share of Collection Charges in the Civil Department.	4,592	220	4,812
				Total Direct Charges ..	44,666	5,570	50,236
				Indirect Charges debitable to Revenue Account as per Account No. 5 ..	1,794	324	2,118
				Total Charges ..	46,460	5,894	52,354
				Balance Net Revenue ..	50,203	—1,119	49,084
GRAND TOTAL.	96,663	4,775	1,01,438	GRAND TOTAL.	96,663	4,775	1,01,438

*N.B.*—Last Capital Account detailed in the Administrative Accounts for 1915-16.

Construction Estimate closed on 31st March 1902: *vide* G.R. No. 1654, dated 6th July 1902.

Completion Report approved in G.R. No. 2452, dated 22nd November 1910.

PATHRI TANK.

TANK PROJECT.

No. 4.—Interest Account for, and to end of, 1923-24.

	Amount Rs.		Amount Rs.
Total interest charges to end of 1922-23 .. .. .	4,29,885	Net Revenue realized to end of 1922-23 as per No. 3 .. .. .	50,203
Interest charges for the year 1923-24 .. .. .	20,876	Net Revenue realized during 1923-24 as per No. 3 .. .. .	-1,119
On Rs. 6,27,825 outlay to end of the year 1916-17 at the average rate 3.3252 per cent. .. .. .		Total Net Revenue realized to end of the year as per No. 3 .. .. .	49,084
		Balance net interest charges .. .. .	4,01,677
Total .. .. .	4,50,761	Total .. .. .	4,50,761

No. 5.—Account of Indirect Charges for, and to end of, year 1923-24.

Particulars.	Previous.	1923-24.	Total.	Particulars.	Previous.	1923-24.	Total.
	Rs.	Rs.	Rs.		Rs.	Rs.	Rs.
CAPITAL ACCOUNT.				REVENUE ACCOUNT.			
				1. Capitalized abatement of Land Revenue .. .. .	..	..	..
				2. Leave and Pension Allowances .. .. .	1,703	293	1,996
				3. Audit and Accounts Establishment .. .. .	91	31	122
				Total .. .. .	1,794	324	2,118

## KRISHNA CANAL.

## CANAL PROJECT.

No. 2.—Capital Account for, and to end of, 1923-24.

Heads of Account.	Direct Charges.			Cost of Construction as now estimated. (Construction estimate closed on 31st Mar. 1892.)	Expenditure against closed estimates.
	Previous.	1923-24.	Total.		
1	2	3	4	5	6
<b>I.—WORKS.</b>	Rs.	Rs.	Rs.	Rs.	Rs.
(1) HEAD WORKS.					
A. Preliminary Expenses ..	633	..	633	633	633
C. Works ..	2,04,990	771	2,05,761	2,07,072	1,45,889
K. Buildings ..	1,430	..	1,430	1,430	1,430
Total Head Works ..	2,07,053	771	2,07,824	2,09,135	1,47,952
(2) MAIN CANALS AND BRANCHES.					
A. Preliminary Expenses ..	1,649	..	1,649	1,649	1,649
B. Land ..	16,740	..	16,740	16,740	16,740
F. River and hill torrent works ..	1,95,671	..	1,95,671	1,95,671	1,95,671
G. Bridges ..	32,208	..	32,208	32,208	32,208
K. Buildings ..	12,100	..	12,100	12,100	12,100
L. Earth-work ..	2,32,717	..	2,32,717	2,32,717	2,32,717
M. Plantations ..	882	..	882	882	882
O. Miscellaneous ..	513	..	513	513	513
P. Maintenance ..	3,423	..	3,423	3,423	3,423
Total Main Canals and Branches ..	4,95,903	..	4,95,903	4,95,903	4,95,903
(3) DISTRIBUTARIES.					
B. Land ..	562	..	562	562	562
C. Works ..	16,279	..	16,279	16,279	16,279
L. Earth-work ..	12,442	..	12,442	12,442	12,442
M. Plantations ..	2,897	..	2,897	2,897	2,897
Total Distributaries ..	32,180	..	32,180	32,180	32,180
Total I.—Works ..	7,35,136	771	7,35,907	7,37,218	6,76,035
Carried over ..	7,35,136	771	7,35,907	7,37,218	6,76,035

KRISHNA CANAL.

CANAL PROJECT.

No. 2—Capital Account for, and to end of, 1923-24.

Heads of Account.	Direct Charges.			Cost of Construction as now estimated. (Construction estimate closed on 31st Mar. 1892.)	Expenditure against closed estimates.
	Previous.	1923-24.	Total.		
1	2	3	4	5	6
	Rs.	Rs.	Rs.	Rs.	Rs.
Brought forward ..	7,35,136	771	7,35,907	7,37,218	6,76,035
<b>II.—ESTABLISHMENT.</b>					
1 and 2. Direction and Accounts ..	36,686	} 180	1,55,453	1,55,459	{ 33,980
3. Executive ..	1,18,587				
Total Establishment ..	1,55,273	180	1,55,453	1,55,459	1,42,520
<b>III.—TOOLS AND PLANT</b>					
..	2,568	34	2,602	2,585	1,682
Grand Total ..	8,92,977	985	8,93,962	8,95,262	8,20,237
<b>V.—Less—Receipts on Capital Account</b>					
..	..	..	..	..	..
Net Outlay ..	8,92,977	985	8,93,962	8,95,262	8,20,237
<i>Apportionment.</i>					
Chargeable to 49—Irrigation ..	8,18,545	..	8,18,545	8,18,545	8,18,545
Chargeable to 43—Minor Works and Navigation ..	74,432	..	74,432	} 76,717	1,692
Chargeable to 55—Construction of Irrigation Works ..	..	985	985		
Total ..	8,92,977	985	8,93,962	8,95,262	8,20,237

## KRISHNA CANAL.

## CANAL PROJECT.

No. 3.—Revenue Account for, and to end of, 1923-24.

Receipts.	TOTAL.			Charges.	TOTAL.		
	Previous.	1923-24	Total.		Previous.	1923-24.	Total.
	Rs.	Rs.	Rs.		Rs.	Rs.	Rs.
<b>I.—DIRECT RECEIPTS.</b>				<b>I.—EXTENSIONS AND IMPROVEMENTS.</b>			
1. Water-rates from Irrigation ..	19,44,152	{ 72,639 (a) 2,513 }	20,19,304	1. Head Works.	3,753	..	3,753
3. Sales of water	70	24	94	2. Main Canals and Branches ..	12,945	4,921	17,866
4. Water-supply of towns ..	6,232	..	6,232	..			
5. Plantations ..		..		3. Distributaries..	565	..	565
6. Other canal produce ..	88,291	273	88,564	Total ..	17,263	4,921	22,184
9. Rents of buildings ..	2,773	3	2,776	<b>II.—MAINTENANCE AND REPAIRS.</b>			
11. Miscellaneous receipts ..	425	..	425	1. Head Works ..	16,811	35	16,846
12. Deduct Refunds ..	3,146	5	3,151	2. Main Canals and Branches ..	3,58,200	7,581	3,65,781
Total ..	20,38,797	75,447	21,14,244	3. Distributaries..	24,680	..	24,680
<b>II.—INDIRECT RECEIPTS.</b>				4. Drainage and Protective Works.	395	..	395
Irrigation share of Land Revenue collected in the Civil Department	...	..	..	Total ..	4,00,086	7,616	4,07,702
				<b>III.—COMPENSATION</b> ..	21,839 (a)	404	22,243
				<b>IV.—ESTABLISHMENT.</b>			
				1 and 2. Direction and Accounts ..	2,55,307	8,391	2,63,698
				3. Executive ..			
				Total ..	2,55,307	8,391	2,63,698
<b>Total Receipts ..</b>	<b>20,38,797</b>	<b>75,447</b>	<b>21,14,244</b>	<b>V.—TOOLS AND PLANT</b> ..	6,946	555	7,501
<b>Carried over ..</b>	<b>20,38,797</b>	<b>75,447</b>	<b>21,14,244</b>	<b>Carried over ..</b>	<b>7,01,441</b>	<b>21,887</b>	<b>7,23,328</b>



KRISHNA CANAL

CANAL PROJECT.

No. 3.—Revenue Account for, and to end of, 1923-24.

Receipts.	TOTAL.			Charges.	TOTAL.		
	Previous.	1923-24.	Total.		Previous.	1923-24.	Total.
	Rs.	Rs.	Rs.		Rs.	Rs.	Rs.
Brought forward ..	20,38,797	75,447	21,14,244	Brought forward ..	7,01,441	21,887	7,23,328
(a) Amount adjusted by credit to water-rates and debit <i>per contra</i> on account of the following charges recovered by the Native States from water-rate collection—				Profit and Loss—			
Loss of assessment on account of land taken up for the Canals, debited to III.—Compensation—				VI.—REFUNDS OF REVENUE ..	1,632	..	1,632
Rs.				Total ..	7,03,073	21,887	7,24,960
Sangli State .. 252				Share of Collection Charges in the Civil Department	1,21,819	{ 2,505 (a) 2,109 }	1,26,433
Pant Pratinidhi 152				Total Direct charges ..	8,24,892	26,501	8,51,393
404				Indirect Charges debitable to Revenue Account as per Account No. 5 ..	41,842	1,300	43,142
Collection charges—				Total Charges ..	8,66,734	27,801	8,94,535
Rs.				Balance Net Revenue ..	11,72,063	47,646	12,19,709
Pant Pratinidhi—							
For recovery of water-rates 1,696							
Sangli State—							
For recovery of water-rates [413							
2,109							
Total .. 2,513							
GRAND TOTAL.	20,38,797	75,447	21,14,244	GRAND TOTAL.	20,38,797	75,447	21,14,244

N.B.—Construction Estimate closed on 31st March 1892, *vide* G. R. N 777, dated 14th May 1892.  
Completion Report approved in G.R. No. 119, dated 22nd January 1894.

## KRISHNA CANAL.

## CANAL PROJECT.

No. 4.—Interest Account for, and to end of, 1923-24.

	Amount Rs.		Amount Rs.
Total interest charges to end of 1922-23 .. .. .	17,40,137	Net Revenue realized to end of 1922-23 as per No. 3 .. .. .	11,72,063
Interest charges for the year 1923-24 .. .. .	29,722	Net Revenue realized during 1923-24 as per No. 3 .. .. .	47,646
On Rs. 8,92,960 outlay to end of the year 1916-17 at the average rate 3.3252 per cent. .. Rs. 29,693		Total Net Revenue realized to end of the year as per No. 3 .. .. .	12,19,709
On subsequent outlay (from 1917-18 to 1922-23 and half of 1923-24) Rs. 509 at the average rate 5.69 per cent. .. .. . Rs. 29		Balance net interest charges .. .. .	5,50,150
Total .. .. .	17,69,859	Total .. .. .	17,69,859

No. 5.—Account of Indirect Charges for, and to end of, 1923-24.

Particulars.	Previous.	1923-24.	Total.	Particulars.	Previous.	1923-24.	Total.
	Rs.	Rs.	Rs.		Rs.	Rs.	Rs.
<b>CAPITAL ACCOUNT.</b>				<b>REVENUE ACCOUNT.</b>			
1. Capitalized abatement of Land Revenue .. .. .	21,822	..	21,822	1. Capitalized abatement of Land Revenue .. .. .	64	..	64
2. Leave and Pension Allowances .. .. .	29,660	25	29,685	2. Leave and Pension Allowances .. .. .	41,529	1,175	42,704
3. Audit and Accounts Establishment .. .. .	..	8	8	3. Audit and Accounts Establishment .. .. .	249	125	374
Total .. .. .	51,482	33	51,515	Total .. .. .	41,842	1,300	43,142

## KRISHNA CANAL.

## CANAL PROJECT.

No. 6.—Statement comparing Capital Cost to end of 1923-24 with sanctioned Estimates.

Particulars.	Charges against closed sanctions.			Current sanctions.			Total charges to date against old and current sanctions.
	Expenditure against construction Estimate.	Expenditure against open Capital sanctions.	Total.	Charges to date.	Amount of sanctioned Estimate.	Unspent balance of Estimate.	
1	2	3	4	5	6	7	8
	Rs.	Rs.	Rs.	Rs.	Rs.	Rs.	Rs.
<b>DIRECT CHARGES.</b>							
Works ..	6,60,941	15,094	6,76,035	59,872	61,183	1,311	7,35,907
Establishment ..	1,39,464	3,056	1,42,520	12,933	12,939	6	1,55,453
Tools and Plant ..	1,682	...	1,682	920	903	—17	2,602
Total ..	8,02,087	18,150	8,20,237	73,725	75,025	1,300	8,93,962
Less—Receipts on Capital Account ..	...	...	...	...	...	...	...
Net Total ..	8,02,087	18,150	8,20,237	73,725	75,025	1,300	8,93,962
<b>INDIRECT CHARGES.</b>							
Capitalized abatement of Land Revenue ..	17,222	4,600	21,822	...	...	...	21,822
Leave and Pension Allowances ..	27,446	428	27,874	1,811	1,811	...	29,685
Audit and Accounts Establishment ..	...	...	...	8	...	—8	8
Total ..	44,668	5,028	49,696	1,819	1,811	—8	51,515
<b>GRAND TOTAL ..</b>	<b>8,46,755</b>	<b>23,178</b>	<b>8,69,933</b>	<b>75,544</b>	<b>76,836</b>	<b>1,292</b>	<b>9,45,477</b>

N.B.—Estimate sanctioned in Government of India (P. W. D.) No. 333-I., dated 30th March 1916, communicated in Government Order (P. W. D.) No. W. I.—4725 dated 4th May 1916.

## MHASWAD TANK.

## TANK PROJECT.

No. 3.—Revenue Account for, and to end of, 1923-24.

Receipts.	TOTAL.			Charges.	TOTAL.		
	Previous.	1923-24.	Total.		Previous.	1923-24.	Total.
	Rs.	Rs.	Rs.		Rs.	Rs.	Rs.
<b>I.—DIRECT RECEIPTS.</b>				<b>I.—EXTENSIONS AND IMPROVEMENTS.</b>			
1. Water-rates from Irrigation ..	10,07,967	57,579 (a) 178	10,65,724	1. Head Works ..	20,755	..	20,755
3. Sales of water ..	670	9	670	2. Main Canals ..	2,678	1,156	3,834
4. Water-supply of towns ..	29,846	..	29,846	3. Distributaries.	3,572	..	3,572
5. Plantations ..		1,871		Total ..	27,005	1,156	28,161
6. Other canal produce ..	39,147	2,525	43,547				
9. Rents of buildings ..	1,316	..	1,316	<b>II.—MAINTENANCE AND REPAIRS.</b>			
10. Fines ..	185	..	185	1. Head Works ..	70,171	1,248	71,419
11. Miscellaneous Receipts ..	58,509	5,305	63,814	2. Main Canals and Branches ..	1,21,591	2,581	1,24,172
Deduct Refunds ..	7,208	14,120	21,328	3. Distributaries ..	84,341	2,142	86,483
Total ..	11,30,432	53,355	11,83,787	Total ..	2,76,103	5,971	2,82,074
<b>II.—INDIRECT RECEIPTS.</b>				<b>III.—COMPENSATION</b> ..	75	..	75
Irrigation Share of Land Revenue collected in the Civil Department.	...	..	...	<b>IV.—ESTABLISHMENT.</b>			
				1 and 2. Direct- ion and Accounts } 239,299	239,299	6,738	2,46,037
				3. Executive ..			
				Total ..	2,39,299	6,738	2,46,037
Total Receipts ..	11,30,432	53,355	11,83,787	<b>V.—TOOLS AND PLANT</b> ..	6,947	200	7,147
Carried over ..	11,30,432	53,355	11,83,787	Carried over ..	5,49,429	14,065	5,63,494

ADMINISTRATIVE ACCOUNTS FOR THE YEAR 1923-24.

281

MHASWAD TANK.

TANK PROJECT.

No. 3.—Revenue Account for, and to end of, 1923-24.

Receipts.	TOTAL.			Charges.	TOTAL.		
	Previous.	1923-24.	Total.		Previous.	1923-24.	Total.
	Rs.	Rs.	Rs.		Rs.	Rs.	Rs.
Brought forward..	11,30,432	53,355	11,83,787	Brought forward..	5,49,429	14,065	5,63,494
				VI.—REFUNDS OF REVENUE ..	423	..	423
				Total ..	5,49,852	14,065	5,63,917
				Share of Collection Charges in the Civil Department	52,198	{ (a) 2,550 } 178	54,926
				Total Direct Charges ..	6,02,050	16,793	6,18,843
				Indirect Charges debitable to Revenue Account as per Account No. 5 ..	33,770	1,014	34,784
				Total Charges ..	6,35,820	17,807	6,53,627
				Balance Net Revenue ..	4,94,612	35,548	5,30,160
GRAND TOTAL..	11,30,432	53,355	11,83,787	GRAND TOTAL ..	11,30,432	53,355	11,83,787

N.B.—Last Capital Account detailed in the Administrative Accounts for 1906-07.

Construction Estimate closed on 31st March 1901, vide G.R. No. 1197, dated 10th June 1901.

Completion Report approved in G.R. No. 1106 dated 22nd April 1903.

(a) Amount adjusted by credit to water-rates and debit *per contra* on account of collection charges for the revenue realized by the Aundh State.

Note.—Loss of revenue due to concession granted for wheat cultivation during the Rabi season 1916-17, vide G. R. No. A-I-12327, dated 18th December 1917, Rs. 2,494.

## MHASWAD TANK.

## TANK PROJECT.

No. 4.—Interest Account for, and to end of, 1923-24.

	Amount Rs.		Amount Rs.
Total interest charges to end of 1922-23 .. .. .	30,05,431	Net Revenue realized to end of 1922-23 as per No. 3.. ..	4,94,612
Interest charges for the year 1923-24 .. .. .	66,688	Net Revenue realized during 1923-24 as per No. 3 .. .. .	35,548
On Rs. 20,05,553 outlay to end of the year 1916-17 at the average rate 3'3252 per cent. ..		Total Net Revenue realized to end of the year as per No. 3 .. .. .	5,30,160
		Balance net interest charges ..	25,41,959
Total ..	30,72,119	Total ..	30,72,119

No. 5.—Account of Indirect Charges for, and to end of, year 1923-24.

Particulars.	Previous.	1923-24.	Total.	Particulars.	Previous.	1923-24.	Total.
	Rs.	Rs.			Rs.	Rs.	
CAPITAL ACCOUNT.				REVENUE ACCOUNT.			
				1. Capitalized abatement of Land Revenue ..	58	..	58
				2. Leave and Pension Allowances ..	33,501	943	34,444
				3. Audit and Accounts Establishment ..	211	71	282
				Total ..	33,770	1,014	34,748

## REWARI CANAL.

## CANAL PROJECT.

No. 3.—Revenue Account for, and to end of, 1923-24.

Receipts.	TOTAL.			Charges.	TOTAL.		
	Previous.	1923-24.	Total.		Previous.	1923-24.	Total.
	Rs.	Rs.	Rs.		Rs.	Rs.	Rs.
<b>I.—DIRECT RECEIPTS.</b>				<b>I.—EXTENSIONS AND IMPROVEMENTS.</b>			
1. Water - rates from Irrigation ..	2,02,169	2,142	2,04,311				
3. Sales of water ..	11	..	11	1. Head Works..	510	..	510
5. Plantations ..	7,395	675	8,070	2. Main Canals and Branches ..	3,706	..	3,706
6. Other canal produce ..							
9. Rents of buildings ..	962	39	1,001	<b>Total ..</b>	<b>4,216</b>	<b>..</b>	<b>4,216</b>
10. Fines ..	101	..	101	<b>II.—MAINTENANCE AND REPAIRS.</b>			
11. Miscellaneous receipts ..	13	..	13	1. Head Works..	1,901	..	1,901
<b>Total ..</b>	<b>2,10,651</b>	<b>2,856</b>	<b>2,13,507</b>	2. Main Canals and Branches ..	61,089	1,498	62,587
				3. Distributaries ..	406	..	406
<b>II.—INDIRECT RECEIPTS.</b>				<b>Total ..</b>	<b>63,396</b>	<b>1,498</b>	<b>64,894</b>
Irrigation share of Land Revenue collected in the Civil Department.	...	..	...				
				<b>IV.—ESTABLISHMENT.</b>			
				1 and 2. Direction and Accounts	42,982	1,002	43,984
				3. Executive ..			
<b>Total ..</b>	<b>...</b>	<b>..</b>	<b>...</b>	<b>Total ..</b>	<b>42,982</b>	<b>1,002</b>	<b>43,984</b>
<b>Total Receipts ..</b>	<b>2,10,651</b>	<b>2,856</b>	<b>2,13,507</b>	<b>V.—TOOLS AND PLANT</b>	<b>2,117</b>	<b>66</b>	<b>2,183</b>
<b>Carried over ..</b>	<b>210,651</b>	<b>2,856</b>	<b>2,13,507</b>	<b>Carried over ..</b>	<b>1,12,711</b>	<b>2,566</b>	<b>1,15,277</b>

## PUBLIC WORKS DEPARTMENT, IRRIGATION BRANCH.

## REWARI CANAL.

## CANAL PROJECT.

No. 3.—Revenue Account for, and to end of, 1923-24.

Receipts.	TOTAL.			Charges.	TOTAL.		
	Previous.	1923-24.	Total.		Previous.	1923-24.	Total.
	Rs.	Rs.	Rs.		Rs.	Rs.	Rs.
Brought forward..	2,10,651	2,856	2,13,507	Brought forward..	1,12,711	2,566	1,15,277
				Profit and Loss—			
				VI.—REFUND S			
				OF REVENUE..	19	..	19
				Total ..	1,12,730	2,566	1,15,296
				Share of Collection			
				Charges in the	10,073	107	10,180
				Civil Department.			
				Total Direct			
				Charges ..	1,22,803	2,673	1,25,476
				Indirect Charges			
				debitable to			
				Revenue Account			
				as per Account			
				No. 5 ..	7,129	155	7,284
				Total, Charges ..	1,29,932	2,828	1,32,760
				Balance Net			
				Revenue ..	80,719	28	80,747
GRAND TOTAL.	2,10,651	2,856	2,13,507	GRAND TOTAL.	2,10,651	2,856	2,13,507

*N.B.*—Last Capital Account detailed in the Administrative Accounts for 1895-96.

Construction Estimate closed on 31st March 1893, *vide* G.R. No. 1411, dated 12th September 1893

Completion Report approved in G.R. No. 489, dated 15th March 1895.



REWARI CANAL.

CANAL PROJECT.

No. 4.—Interest Account for, and to end of, 1923-24.

	Amount Rs.		Amount Rs.
Total interest charges to end of 1922-23 .. .. .	1,19,242	Net Revenue realized to end of 1922-23 as per No. 3 .. .. .	80,719
Interest charges for the year 1923-24 on Rs. 56,771 outlay to end of the year 1916-17 at the average rate 3.3252 per cent. . .	1,888	Net Revenue realized during 1923-24 as per No. 3 .. .. .	28
		Total Net Revenue realized to end of the year as per No. 3 .. .. .	80,747
		Balance net interest charges .. .. .	40,383
Total ..	1,21,130	Total ..	1,21,130

No. 5.—Account of Indirect Charges for, and to end of, year 1923-24.

Particulars.	Previous.	1923-24.	Total.	Particulars.	Previous.	1923-24.	Total.
	Rs.	Rs.	Rs.		Rs.	Rs.	Rs.
CAPITAL ACCOUNT.				REVENUE ACCOUNT.			
				1. Capitalized abatement of Land Revenue .. .. .	..	..	..
				2. Leave and Pension Allowances .. .. .	7,081	140	7,221
				3. Audit and Accounts Establishment .. .. .	48	15	63
				Total .. .. .	7,129	155	7,284

## UPPER MAN RIVER WORKS.

## TANK PROJECT.

No. 3.—Revenue Account for, and to end of, 1923-24.

Receipts.	TOTAL.			Charges.	TOTAL.		
	Previous.	1923-24.	Total.		Previous.	1923-24.	Total.
	Rs.	Rs.	Rs.		Rs.	Rs.	Rs.
<b>I—DIRECT RECEIPTS.</b>				<b>I.—EXTENSIONS AND IMPROVEMENTS.</b>			
1. Water - r at es from Irrigation ..	1,66,040	4,395	1,70,435	1. Head Works..	23,556	..	23,556
3. Sales of water ..	6	..	6	2. Main Canals and Branches ..	4,142	..	4,142
5. Plantations ..	8,662	56	8,718	3. Distributaries ..	170	..	170
6. Other canal produce ..							
9. Rents of buildings ..	1,002	34	1,036	Total ..	27,868	..	27,868
10. Fines ..	3	..	3	<b>II.—MAINTENANCE AND REPAIRS.</b>			
11. Miscellaneous receipts ..	446	476	916	1. Head Works..	17,462	30	17,492
Total ..	1,76,153	4,961	1,81,114	2. Main Canals and Branches ..	11,634	1,704	13,338
				3. Distributaries ..	74,514	—196	74,318
<b>14—INDIRECT RECEIPTS.</b>				Total ..	1,03,610	1,536	1,05,148
Irrigation share of Land Revenue collected in the Civil Department.	...	..	...	<b>III.—COMPENSATION.</b>	1	..	1
				<b>IV.—ESTABLISHMENT.</b>			
				1 and 2. Direction and Accounts ..	62,272	1,029	63,301
				3. Executive ..			
				Total ..	62,272	1,029	63,301
<b>Total Receipts ..</b>	<b>1,76,153</b>	<b>4,961</b>	<b>1,81,114</b>	<b>V.—TOOLS AND PLANT</b> ..	3,935	68	4,003
<b>Carried over ..</b>	<b>1,76,153</b>	<b>4,961</b>	<b>1,81,114</b>	<b>Carried over ..</b>	<b>1,97,686</b>	<b>2,635</b>	<b>2,00,321</b>

UPPER MAN RIVER WORKS.

TANK PROJECT.

No. 3.—Revenue Account for, and to end of, 1923-24.

Receipts.	TOTAL.			Charges.	TOTAL.		
	Previous.	1923-24.	Total.		Previous.	1923-24.	Total.
	Rs.	Rs.	Rs.		Rs.	Rs.	Rs.
Brought forward..	1,76,153	4,961	1,81,114	Brought forward..	1,97,686	2,635	2,00,321
				Profit and Loss—			
				VI.—REFUNDS			
				OF REVENUE..	167	..	167
				Total ..	1,97,853	2,635	2,00,488
				Share of Collection			
				Charges in the	8,297	244	8,541
				Civil Department.			
				Total, Direct	2,06,150	2,879	2,09,029
				Charges ..			
				Indirect Charges			
				debitable to	9,346	159	9,505
				Revenue Account			
				as per Account			
				No. 5. ..			
				Total Charges ..	2,15,496	3,038	2,18,534
				Balance Net			
				Revenue ..	— 39,343	1,923	— 37,420
GRAND TOTAL.	1,76,153	4,961	1,81,114	GRAND TOTAL.	1,76,153	4,961	1,81,114

N.B.—Last Capital Account detailed in the Administrative Accounts for 1906-07.

Construction Estimate closed on 31st March 1892; vide G.R. No. 1411, dated 12th September 1893.

Completion Report approved in G.R. No. 815, date 22nd May 1895.

## PUBLIC WORKS DEPARTMENT, IRRIGATION BRANCH.

## UPPER MAIN RIVER WORKS.

## TANK PROJECT.

*No. 4.—Interest Account for, and to end of, 1923-24.*

	Amount Rs.		Amount Rs.
Total interest charges to end of 1922-23 .. ..	7,04,331	Net Revenue realized to end of 1922-23 as per No. 3 ..	—39,343
Interest charges for the year 1923-24 .. ..	13,827	Net Revenue realized during 1923-24 as per No. 3 ..	1,923
On Rs. 4,15,835 outlay to end of the year 1916-17 at the average rate 3,3252 per cent.		Total Net Revenue realized to end of the year as per No. 3 .. ..	—37,420
		Balance net interest charges ..	7,55,578
Total ..	7,18,158	Total ..	—7,18,158

*No. 5.—Account of Indirect Charges for, and to end of, 1923-24.*

Particulars.	Previous.	1923-24.	Total.	Particulars.	Previous.	1923-24.	Total.
	Rs.	Rs.	Rs.		Rs.	Rs.	Rs.
<b>CAPITAL ACCOUNT.</b>				<b>REVENUE ACCOUNT.</b>			
				1. Capitalized abatement of Land Revenue ..	24	..	24
				2. Leave and Pension Allowances ..	9,232	144	9,376
				3. Audit and Accounts Establishment ..	90	15	105
				Total ..	9,346	159	9,505

## YERLA RIVER IRRIGATION WORKS.

## TANK PROJECT.

No. 2.—Capital Account for, and to end of, 1923-24.

Heads of Account.	Direct Charges.			Cost of Construction as now estimated. (Construction estimate closed on 31st Mar. 1895.)	Expenditure against closed estimates.
	Previous.	1923-24.	Total.		
1	2	3	4	5	6
	Rs.	Rs.	Rs.	Rs.	Rs.
<b>I.—WORKS.</b>					
<b>(1) HEAD WORKS.</b>					
A. Preliminary Expenses ..	299	..	299	299	299
B. Land .. ..	38,999	..	38,999	38,999	38,999
Works .. ..	3,94,464	..	3,94,464	3,94,464	3,94,464
K. Buildings .. ..	7,747	4,240	11,987	14,162	7,747
M. Plantations .. ..	3,675	..	3,675	3,675	3,675
O. Miscellaneous .. ..	886	..	886	886	886
P. Maintenance .. ..	271	..	271	271	271
<b>Total, Head Works ..</b>	<b>4,46,341</b>	<b>4,240</b>	<b>4,50,581</b>	<b>4,52,756</b>	<b>4,46,341</b>
<b>(2) MAIN CANALS AND BRANCHES.</b>					
A. Preliminary Expenses ..	1,021	..	1,021	1,021	1,021
B. Land .. ..	3,518	..	3,518	3,518	3,518
C. Masonry Works .. ..	32,646	..	32,646	32,646	32,646
C (c). River and Hill Torrent Works	6,518	..	6,518	6,518	6,518
L. Earth-work .. ..	62,876	..	62,876	62,876	62,876
M. Plantations .. ..	229	..	229	229	229
O. Miscellaneous .. ..	2,704	..	2,704	2,704	2,704
P. Maintenance .. ..	899	..	899	899	899
<b>Total, Main Canals and Branches ..</b>	<b>1,10,411</b>	<b>..</b>	<b>1,10,411</b>	<b>1,10,411</b>	<b>1,10,411</b>
<b>Carried over ..</b>	<b>5,56,752</b>	<b>4,240</b>	<b>5,60,992</b>	<b>5,63,167</b>	<b>5,56,752</b>

## PUBLIC WORKS DEPARTMENT, IRRIGATION BRANCH.

## YERLA RIVER IRRIGATION WORKS.

## TANK PROJECT.

No. 2.—Capital Account for, and to end of, 1923-24.

Heads of Account.	Direct Charges.			Cost of Construction as now estimated (Construction estimate closed on 31st Mar. 1895).	Expenditure against closed estimates.
	Previous.	1923-24.	Total.		
1	2	3	4	5	6
Brought over ..	Rs. 5,56,752	Rs. 4,240	Rs. 5,60,992	Rs. 5,63,167	Rs. 5,56,752
(3) DISTRIBUTARIES.					
A. Preliminary Expenses ..	244	..	244	244	244
B. Land ..	747	..	747	747	747
C. Masonry Works ..	21,948	..	21,948	21,948	21,948
K. Buildings ..	1,048	..	1,048	1,048	1,048
L. Earth-work ..	13,953	..	13,953	13,953	13,953
M. Plantations ..	459	..	459	459	459
O. Miscellaneous ..	1,023	..	1,023	1,023	1,023
Total Distributaries ..	39,422	..	39,422	39,422	39,422
Total I.—Works ..	5,96,174	4,240	6,00,414	6,02,589	5,96,174
II.—ESTABLISHMENT.					
1 and 2. Direction and Accounts ..	1,25,456	991	1,26,447	1,26,835	1,25,456
3. Executive ..					
Total II.—Establishment ..	1,25,456	991	1,26,447	1,26,835	1,25,456
III.—TOOLS AND PLANT ..	8,291	188	8,479	8,387	8,291
Grand Total ..	7,29,921	5,419	7,35,340	7,37,811	7,29,921
V.—Less Receipts on Capital Account ..	2,365	..	2,365	2,365	2,365
Net Outlay ..	7,27,556	5,419	7,32,975	7,35,446	7,27,556

YERLA RIVER IRRIGATION WORKS.

TANK PROJECT.

No. 2.—Capital Account for, and to end of, 1923-24.

Heads of Account.	Direct Charges.			Cost of Construction as now estimated (Construction estimate closed on 31st Mar. 1895).	Expenditure against closed estimates.
	Previous.	1923-24.	Total.		
1	2	3	4	5	6
	Rs.	Rs.	Rs.	Rs.	Rs.
<i>Apportionment.</i>					
Chargeable to 43—Minor Works and Navigation ..	7,19,542	..	7,19,542	..	} 7,27,556
Chargeable to 55—Construction of Irrigation Works Provincial ..	8,014	5,419	13,433	7,35,446	
Total ..	7,27,556	5,419	7,32,975	7,35,446	7,27,556

## YERLA RIVER IRRIGATION WORKS.

## TANK PROJECT.

No. 3.—Revenue Account for, and to end of, 1923-24.

Receipts.	TOTAL.			Charges.	TOTAL.		
	Previous.	1923-24.	Total.		Previous.	1923-24.	Total.
	Rs.	Rs.	Rs.		Rs.	Rs.	Rs.
<b>I.—DIRECT RECEIPTS.</b>				<b>I.—EXTENSIONS AND IMPROVEMENTS.</b>			
1. Water-rates from Irrigation ..	4,98,451	12,732	5,11,183	2. Head Works ..	50,517	203	50,720
3. Sales of water ..	23	..	23	2. Main Canals and Branches ..	16,888	1,457	18,345
5. Plantation ..	31,705	..	33,070	Total ..	67,405	1,660	69,065
6. Other produce canal ..		1,365					
9. Rents of buildings ..	935	3	938	<b>II.—MAINTENANCE AND REPAIRS.</b>			
10. Fines ..	120	..	120	1. Head Works ..	42,095	2,456	44,551
11. Miscellaneous receipts ..	1,892	520	2,412	2. Main Canals and Branches ..	1,37,925	5,698	1,43,623
12. Deduct Refunds ..	80	3	83	3. Distributaries ..	28,749	408	29,157
Total ..	5,33,046	14,617	5,47,663	Total ..	2,08,769	8,562	2,17,331
<b>II.—INDIRECT RECEIPTS.</b>				<b>IV.—ESTABLISHMENT.</b>			
Irrigation share of Land Revenue collected in the Civil Department ..	...	..	...	1 and 2. Direction and Accounts ..	1,26,043	6,841	1,32,884
				3. Executive ..			
				Total ..	1,26,043	6,841	1,32,884
Total Receipts ..	5,33,046	14,617	5,47,663	<b>V.—TOOLS AND PLANT ..</b>	5,780	452	6,232
Carried over ..	5,33,046	14,617	5,47,663	Carried over ..	4,07,997	17,515	4,25,512



ADMINISTRATIVE ACCOUNTS FOR THE YEAR 1923-24.

293

YERLA RIVER IRRIGATION WORKS.

TANK PROJECT.

No. 3.—Revenue Account for, and to end of, 1923-24.

Receipts	TOTAL.			Charges.	TOTAL.		
	Previous.	1923-24.	Total.		Previous.	1923-24.	Total.
	Rs.	Rs.	Rs.		Rs.	Rs.	Rs.
Brought forward..	5,33,046	14,617	5,47,663	Brought forward..	4,07,997	17,515	4,25,512
				IV.—REFUNDS OF REVENUE ..	71	..	71
				Total ..	4,08,068	17,515	4,25,583
				Share of Collection Charges in the Civil Department	24,915	.637	25,552
				Total Direct Charges ..	4,32,983	18,152	4,51,135
				Indirect Charges debitable to Revenue Account as per Account No. 5 ..	19,099	1,060	20,159
				Total Charges ..	4,52,082	19,212	4,71,294
				Balance Net Revenue ..	80,964	— 4,595	76,369
GRAND TOTAL..	5,33,046	14,617	5,47,663	GRAND TOTAL..	5,33,046	14,617	5,47,663

N.B.—Construction Estimate closed on 31st March 1896, vide G. R. No. 666, dated 12th May 1896.

Completion Report approved in G. R. No. 1419, dated 8th October 1897.

## YERLA RIVER IRRIGATION WORKS.

## TANK PROJECT.

## No. 4.—Interest Account for, and to end of, 1923-24.

	Amount Rs.		Amount Rs.
Total interest charges to end of 1922-1923 .. .. .	11,53,843	Net Revenue realized to end of 1922-1923 as per No. 3 .. .. .	80,964
Interest charges for the year 1923-1924 .. .. .	24,536	Net Revenue realized during 1923-24 as per No. 3 .. .. .	-4,595
On Rs. 7,19,542 outlay to end of the year 1916-17 at the average rate 3.3252 per cent. .. Rs. 23,926		Total Net Revenue realized to end of the year as per No. 3 .. .. .	76,369
On subsequent outlay Rs. 10,723 (from 1917-18 to 1922-23 and half of 1923-24) at 5.69 per cent. .. .. .	610	Balance net interest charges .. .. .	11,02,010
Total .. .. .	11,78,379	Total .. .. .	11,78,379

## No. 5.—Account of Indirect Charges for, and to end of, year 1923-24.

Particulars.	Previous.	1923-24.	Total.	Particulars.	Previous.	1923-24.	Total.
	Rs.	Rs.	Rs.		Rs.	Rs.	Rs.
<b>CAPITAL ACCOUNT.</b>				<b>REVENUE ACCOUNT.</b>			
1. Capitalized abatement of Land Revenue .. .. .	22,684	..	22,684	1. Capitalized abatement of Land Revenue .. .. .	..	..	..
2. Leave and Pension Allowances .. .. .	22,822	139	22,961	2. Leave and Pension Allowances .. .. .	18,850	958	19,808
3. Audit and Accounts Establishment .. .. .	65	42	107	3. Audit and Accounts Establishment .. .. .	249	102	351
Total .. .. .	45,571	181	45,752	Total .. .. .	19,099	1,060	20,159

## YERLA RIVER IRRIGATION WORKS.

## TANK PROJECT.

No. 6.—Statement comparing Capital Cost to end of 1923-24 with sanctioned Estimates.

Particulars.	Charges against closed sanctions.			Current Sanctions.			Total charges to date against old and current sanctions.
	Expenditure against construction Estimate.	Expenditure against open Capital sanctions.	Total.	Charges to date.	Amount of sanctioned Estimate.	Unspent balance of Estimate.	
1	2	3	4	5	6	7	8
	Rs.	Rs.	Rs.	Rs.	Rs.	Rs.	Rs.
<b>DIRECT CHARGES.</b>							
Works ..	5,27,482	68,692	5,96,174	4,240	6,415	2,175	6,00,414
Establishment ..	1,10,120	15,336	1,25,456	991	1,379	388	1,26,447
Tools and Plant ..	7,965	326	8,291	188	96	—92	8,479
Total ..	6,45,567	84,354	7,29,921	5,419	7,890	2,471	7,35,340
Less—Receipts on Capital Account ..	2,365	...	2,365	...	...	...	2,365
Net Total ..	6,43,202	84,354	7,27,556	5,419	7,890	2,471	7,32,975
<b>INDIRECT CHARGES.</b>							
Capitalized abatement of Land Revenue ..	22,368	316	22,684	...	...	...	22,684
Leave and Pension Allowances ..	20,675	2,147	22,822	139	193	54	22,961
Audit and Accounts Establishment ..	...	65	65	42	64	22	107
Total ..	43,043	2,528	45,571	181	257	76	45,752
<b>GRAND TOTAL ..</b>	<b>6,86,245</b>	<b>86,882</b>	<b>7,73,127</b>	<b>5,600</b>	<b>8,147</b>	<b>2,547</b>	<b>7,78,727</b>

Estimate sanctioned in G. R. (P. W. D.) No. 3934, dated 23rd July 1923.

CHIKLI CANAL.

CANAL PROJECT.

No. 3—Revenue Account for, and to end of, 1923-24.

Receipts.	TOTAL.			Charges.	TOTAL.		
	Previous.	1923-24.	Total.		Previous.	1923-24.	Total.
	Rs.	Rs.	Rs.		Rs.	Rs.	Rs.
<b>I.—DIRECT RECEIPTS.</b>				<b>I.—EXTENSIONS AND IMPROVEMENTS.</b>			
1. Water-rates from Irrigation ..	71,315	1,376	72,691	1. Head Works..	1,516	..	1,516
3. Sales of water ..	1	2	3	2. Main Canals and Branches ..	2,172	..	2,172
5. Plantations ..	6,021	511	6,532	Total ..	3,688	..	3,688
6. Other canal produce ..							
9. Rents of buildings ..	50	..	50				
11. Miscellaneous receipts ..	80	..	80	<b>II.—MAINTENANCE AND REPAIRS.</b>			
Total ..	77,467	1,889	79,356	1. Head Works..	1,690	18	1,708
<b>II.—INDIRECT RECEIPTS.</b>				2. Main Canals and Branches. ..	34,868	523	35,391
Irrigation share of Land Revenue collected in the Civil Department.	...	..	...	Total ..	36,558	541	37,099
				<b>IV.—ESTABLISHMENT.</b>			
				1 and 2. Direction and Accounts } 23,644	23,644	362	24,006
				3. Executive. .. }			
				Total ..	23,644	362	24,006
<b>Total Receipts ..</b>	<b>77,467</b>	<b>1,889</b>	<b>79,356</b>	<b>V.—TOOLS AND PLANT</b>	690	24	714
<b>Carried over ..</b>	<b>77,467</b>	<b>1,889</b>	<b>79,356</b>	<b>Carried over ..</b>	<b>64,580</b>	<b>927</b>	<b>65,507</b>

ADMINISTRATIVE ACCOUNTS FOR THE YEAR 1923-24. 297

CHIKLI CANAL.

CANAL PROJECT.

No. 3.—Revenue Account for, and to end of, 1923-24.

Receipts.	TOTAL.			Charges.	TOTAL.		
	Previous.	1923-24.	Total.		Previous.	1923-24.	Total.
	Rs.	Rs.	Rs.		Rs.	Rs.	Rs.
Brought over ..	77,467	1,889	79,356	Brought over ..	64,580	927	65,507
				Profit and Loss—			
				VI.—REFUNDS			
				OF REVENUE..	158	..	158
				Total ..	64,738	927	65,665
				Share of Collection			
				Charges in the			
				Civil Department.	3,571	65	3,640
				Total Direct			
				Charges ..	68,309	996	69,305
				Indirect Charges			
				debitable to			
				Revenue Account			
				as per Account			
				No. 5. ..	3,893	56	3,949
				Total Charges ..	72,202	1,052	73,254
				Balance Net			
				Revenue. ..	5,265	837	6,102
GRAND TOTAL.	77,467	1,889	79,356	GRAND TOTAL.	77,467	1,889	79,356

N.B.—Last Capital Account detailed in the Administrative Accounts for 1882-1883.

Construction Estimate closed on 31st March 1883, vide G. R. No. 1411, dated 12th September 1893.

Completion Report approved in G. R. No. 489, dated 15th March 1895.

## CHIKLI CANAL.

## CANAL PROJECT.

No. 4.—Interest Account for, and to end of, 1923-24.

	Amount Rs.		Amount Rs.
Total interest charges to end of 1922-1923 .. .. .	1,10,490	Net Revenue realized to end of 1922-1923 as per No. 3 .. .. .	5,265
Interest charges for the year 1923-1924 on Rs. 53,803 outlay to end of the year 1916-17 at the average rate 3.3252 per cent ..	1,789	Net Revenue realized during 1923-1924 as per No. 3 .. .. .	837
		Total Net Revenue realized to end of the year as per No. 3 .. .. .	6,102
		Balance net interest charges ..	1,06,177
Total ..	1,12,279	Total	1,12,279

No. 5.—Account of Indirect Charges for, and to end of, year 1923-24.

Particulars.	Previous.	1923-24.	Total.	Particulars.	Previous.	1923-24.	Total.
	Rs.	Rs.	Rs.		Rs.	Rs.	Rs.
CAPITAL ACCOUNT.				REVENUE ACCOUNT.			
				1. Capitalized abatement of Land Revenue ..	..	..	..
				2. Leave and Pension Allowances ..	3,854	51	3,905
				3. Audit and Accounts Establishment ..	39	5	44
				Total ..	3,893	56	3,949

## MAINI TANK.

## TANK PROJECT.

No. 2.—Capital Account for, and to end of, 1923-24.

Heads of Account.	Direct Charges.			Cost of Construction as now estimated (Construction estimate closed on 31st March 1892).	Expenditure against closed estimates.
	Previous.	1923-24.	Total.		
1	2	3	4	5	6
	Rs.	Rs.	Rs.	Rs.	Rs.
<b>I.—WORKS.</b>					
<b>(1) HEAD WORKS.</b>					
B. Land .. ..	2,985	..	2,985	2,985	2,985
C Works .. ..	2,50,291	3,000	2,53,291	2,56,997	2,50,291
K. Buildings .. ..	1,399	..	1,399	1,399	1,399
L. Earth-work .. ..	43,438	..	43,438	43,438	43,438
M. Plantations .. ..	21	..	21	21	21
Total, Head Works ..	2,98,134	3,000	3,01,134	3,04,840	2,98,134
<b>(3) DISTRIBUTARIES.</b>					
A. Preliminary Expenses ..	739	..	739	739	739
B. Land .. ..	703	..	703	703	703
C. Masonry Works .. ..	23,495	..	23,495	23,495	23,495
L. Earth-work .. ..	18,787	..	18,787	18,787	18,787
O. Miscellaneous .. ..	1,195	..	1,195	1,195	1,195
Total, Distributaries ..	44,919	..	44,919	44,919	44,919
Total, I—Works ..	3,43,053	3,000	3,46,053	3,49,759	3,43,053
<b>II.—ESTABLISHMENT.</b>					
1 and 2. Direction and Accounts ..	15,894	} 702	1,16,802	1,17,542	1,16,100
3. Executive .. ..	1,00,206				
Total, II—Establishment ..	1,16,100	702	1,16,802	1,17,542	1,16,100
Carried over ..	4,59,153	3,702	4,62,855	4,67,301	4,59,153

## PUBLIC WORKS DEPARTMENT, IRRIGATION BRANCH.

## MAINI TANK.

## TANK PROJECT.

No. 2.—Capital Account for, and to end of, 1923-24.

Heads of Account.	Direct Charges.			Cost of Construction as now estimated (Construction estimate closed on 31st Mar. 1892).	Expenditure against closed estimates.
	Previous.	1923-24.	Total.		
1	2	3	4	5	6
	Rs.	Rs.	Rs.	Rs.	Rs.
Brought forward ..	4,59,153	3,702	4,62,855	4,67,301	4,59,153
III.—TOOLS AND PLANT ..	3,512	133	3,645	3,613	3,512
Grand Total ..	4,62,665	3,835	4,66,500	4,70,914	4,62,665
V.—Less—Receipts on Capital Account	540	..	540	540	540
Net Outlay ..	4,62,125	3,835	4,65,960	4,70,374	4,62,125
<i>Apportionment.</i>					
Chargeable to 43—Minor Works and Navigation ..	4,62,125	..	4,62,125	} 4,70,374	4,62,125
Chargeable to 55—Construction of Irrigation Works—Provincial ..	..	3,835	3,835		
Total ..	4,62,125	3,835	4,65,960	4,70,374	4,62,125



MAINI TANK.

TANK PROJECT.

No. 3.—Revenue Account for, and to end of, 1923-24.

Receipts.	TOTAL.			Charges.	TOTAL.		
	Previous.	1923-24.	Total.		Previous.	1923-24.	Total.
	Rs.	Rs.	Rs.		Rs.	Rs.	Rs.
<b>I.—DIRECT RECEIPTS.</b>				<b>I.—EXTENSIONS AND IMPROVEMENTS.</b>			
1. Water-rates from Irrigation	2,70,160	6,771	2,76,931	1. Head Works..	19,288	..	19,288
5. Plantations ..	10,177	..	10,574	2. Main Canals and Branches ..	4,461	..	4,461
6. Other canal produce. ..		397		..	3. Distributaries ..	123	..
9. Rents of buildings ..	322	4	326	Total ..	23,872	..	23,872
10. Fines ..	54	..	54	<b>II.—MAINTENANCE AND REPAIRS.</b>			
11. Miscellaneous receipts ..	266	1,919	2,185	1. Head Works..	17,421	134	17,555
12. Deduct Refunds ..	13	..	13	2. Main Canals and Branches ..	5,986	2,171	8,157
Total ..	2,80,966	9,091	2,90,057	3. Distributaries	70,582	197	70,779
<b>II.—INDIRECT RECEIPTS.</b>				Total ..	93,989	2,502	96,491
Irrigation share of Land Revenue collected in the Civil Department.	...	..	...	<b>IV—ESTABLISHMENT.</b>			
				1 and 2. Direction and Accounts	58,228	1,675	59,903
				3 Executive ..			
				Total ..	58,228	1,675	59,903
Total Receipts ..	2,80,966	9,091	2,90,057	<b>V.—TOOLS AND PLANT</b>	31,64	111	3,275
Carried over ..	2,80,966	9,091	2,90,057	Carried over ..	1,79,253	4,288	1,83,541

## MAIN TANK.

## TANK PROJECT.

No. 3.—Revenue Account for, and to end of, 1923-24.

Receipts.	TOTAL.			Charges.	TOTAL.		
	Previous.	1923-24.	Total.		Previous.	1923-24.	Total.
	Rs.	Rs.	Rs.		Rs.	Rs.	Rs.
Brought over ..	2,80,966	9,091	2,90,057	Brought over ..	1,79,253	4,288	1,83,541
				VI—REFUNDS OF REVENUE	104	..	101
				Total ..	1,79,357	4,288	1,83,645
				Share of Collection- Charges in the Civil Department.	13,513	338	13,851
				Total, Direct Charges ..	1,92,870	4,626	1,97,496
				Indirect Charge- debitable to Revenue Account as per Account No. 5 ..	8,917	260	9,177
				Total Charges ..	2,01,787	4,886	2,06,673
				Balance Net Revenue ..	79,179	4,205	83,384
GRAND TOTAL.	2,80,966	9,091	2,90,057	GRAND TOTAL.	2,80,966	9,091	2,90,057

N.B.—Last Capital Account detailed in the Administrative Accounts for 1906-07.

Construction Estimate closed on 31st March 1892, vide G. R. No. 1611, dated 12th September 1893,  
Completion Report approved in G. R. No. 815, dated 22nd May 1895.

MAINI TANK.

TANK PROJECT.

No. 4.—Interest Account for, and to end of, 1923-24.

	Amount Rs.		Amount Rs.
Total interest charges to end of 1922-1923 .. .. .	7,56,755	Net Revenue realized to end of 1922-1923 as per No. 3 .. .. .	79,179
Interest charges for the year 1923-1924 .. .. .	15,476	Net Revenue realized during 1923-1924 as per No. 3 .. .. .	4,205
On Rs. 4,62,125 outlay to end of the year 1916-17 at the average rate 3.3252 per cent. .. Rs. 15,367		Total Net Revenue realized to end of the year as per No. 3 .. .. .	83,384
On subsequent outlay (half of 1923-24) Rs. 1,917 at the average rate 5.69 per cent. .. Rs. 109		Balance net interest charges .. .. .	6,88,847
Total .. .. .	7,72,231	Total .. .. .	7,72,231

No. 5.—Account of Indirect Charges for, and to end of, year 1923-24.

Particulars.	Previous.	1923-24.	Total.	Particulars.	Previous.	1923-24.	Total.
	Rs.	Rs.	Rs.		Rs.	Rs.	Rs.
<b>CAPITAL ACCOUNT.</b>				<b>REVENUE ACCOUNT.</b>			
1. Capitalized abatement of Land Revenue ..	3,875	..	3,875	1. Capitalized abatement of Land Revenue ..	288	..	288
2. Leave and Pension Allowances ..	21,650	98	21,748	2. Leave and Pension Allowances ..	8,526	235	8,761
3. Audit and Accounts Establishment ..	..	30	30	3. Audit and Accounts Establishment ..	103	25	128
Total ..	25,525	128	25,653	Total ..	8,917	260	9,177

## MAINI TANK.

## TANK PROJECT.

No. 6.—Statement comparing Capital Cost to end of 1923-24 with sanctioned Estimates.

Particulars.	Charges against closed sanctions.			Current Sanctions.			Total charges to date against old and current sanctions.
	Expenditure against construction Estimate.	Expenditure against open Capital sanctions.	Total.	Charges to date	Amount of sanctioned Estimate.	Unspent balance of Estimate.	
1	2	3	4	5	6	7	8
	Rs.	Rs.	Rs.	Rs.	Rs.	Rs.	Rs.
<b>DIRECT CHARGES.</b>							
Works ..	2,65,538	77,515	3,43,053	3,000	6,706	3,706	3,46,053
Establishment ..	98,303	17,797	1,16,100	702	1,442	740	1,16,802
Tools and Plant ..	3,315	197	3,512	133	101	— 32	3,645
Total ..	3,67,156	95,509	4,62,665	3,835	8,249	4,414	4,66,500
Less—Receipts on Capital Account ..	540	...	540	...	...	...	540
Net Total ..	3,66,616	95,509	4,62,125	3,835	8,249	4,414	4,65,960
<b>INDIRECT CHARGES.</b>							
Capitalized abatement of Land Revenue ..	3,074	801	3,875	...	...	...	3,875
Leave and Pension Allowances ..	19,158	2,492	21,650	98	202	104	21,748
Audit and Accounts Establishment ..	...	...	...	30	67	37	30
Total ..	22,232	3,293	25,525	128	269	141	25,653
<b>GRAND TOTAL ..</b>	<b>3,88,848</b>	<b>98,802</b>	<b>4,87,650</b>	<b>3,963</b>	<b>8,518</b>	<b>4,555</b>	<b>4,91,613</b>

Estimate sanctioned in G. R. (P. W. D.), No. 4619, dated 29th September 1923.

MUCHKUNDI TANK.

TANK PROJECT.

No. 3.—Revenue Account for, and to end of, 1923-24.

Receipts.	TOTAL.			Charges.	TOTAL.		
	Previous.	1923-24.	Total.		Previous.	1923-24.	Total.
	Rs.	Rs.	Rs.		Rs.	Rs.	Rs.
<b>I.—DIRECT RECEIPTS.</b>				<b>I.—EXTENSIONS AND IMPROVEMENTS.</b>			
1. Water-rates from Irrigation ..	1,855	523	2,378	1. Head Works ..	410	..	410
3. Sales of water ..	330	..	330	2. Main Canals and Branches ..	511	..	511
5. Plantations ..	16,543	18	16,561	Total ..	921	..	921
6. Other canal produce.							
10. Fines ..	1	49	50	<b>II.—MAINTENANCE AND REPAIRS.</b>			
11. Miscellaneous receipts ..	4,294	..	4,294	1. Head Works	5,084	..	5,084
Total ..	23,023	590	23,613	2. Main Canals and Branches ..	8,445	2,122	10,567
<b>II.—INDIRECT RECEIPTS.</b>				Total ..	13,529	2,122	15,651
Irrigation share of Land Revenue collected in the Civil Department				<b>IV.—ESTABLISHMENT.</b>			
				1 and 2. Direction and Accounts	6,398	3,640	10,038
				3. Executive ..			
				Total ..	6,398	3,640	10,038
				<b>V.—TOOLS AND PLANT ..</b>	358	76	434
Total Receipts ..	23,023	590	23,613	Carried over ..	21,206	5,838	27,044
Carried over ..	23,023	590	23,613				

## PUBLIC WORKS DEPARTMENT, IRRIGATION BRANCH.

## MUCHKUNDI TANK.

## TANK PROJECT.

No. 3.—Revenue Account for, and to end of, 1923-24.

Receipts.	TOTAL.			Charges.	TOTAL.		
	Previous.	1923-24.	Total.		Previous.	1923-24.	Total.
	Rs.	Rs.	Rs.		Rs.	Rs.	Rs.
Brought over ..	23,023	590	23,613	Brought over ..	21,206	5,838	27,044
				VI.—REFUNDS OF REVENUE.	..	..	..
				Total ..	21,206	5,838	27,044
				Share of Collection Charges in the Civil Department.	114	20	143
				Total Direct Charges ..	21,320	5,867	27,187
				Indirect Charges debitable to Revenue Account as per Account No. 5 ..	912	531	1,443
				Total Charges ..	22,232	6,398	28,630
				Balance Net Revenue ..	791	—5,808	—5,017
GRAND TOTAL.	23,023	590	23,613	GRAND TOTAL.	23,023	590	23,613

*N.B.*—Last Capital Account detailed in the Administrative Accounts for 1890-91.

Construction Estimate closed on 31st March 1891, *vide* G. R. No. 1411, dated 12th September 1893,  
Completion Report approved in G. R. No. 662, dated 12th April 1894.

MUCHKUNDI TANK.

TANK PROJECT.

No. 4.—Interest Account for, and to end of, 1923-24.

	Amount Rs.		Amount Rs.
Total interest charges to end of 1922-23 .. .. .	2,13,665	Net Revenue realized to end of 1922-23 as per No. 3 .. .. .	791
Interest charges for the year 1923-24 .. .. .	4,663	Net Revenue realized during 1923-24 as per No. 3 .. .. .	—5,808
On Rs. 1,40,217 outlay to end of the year 1916-17 at the average rate 3.3252 per cent.		Total Net Revenue realized to end of the year as per No. 3 .. .. .	—5,017
		Balance net interest charges .. .. .	2,23,345
Total ..	2,18,328	Total ..	2,18,328

No. 5.—Account of Indirect Charges for, and to end of, 1923-24.

Particulars.	Previous.	1923-24.	Total.	Particulars.	Previous.	1923-24.	Total.
	Rs.	Rs.	Rs.		Rs.	Rs.	Rs.
CAPITAL ACCOUNT.				REVENUE ACCOUNT.			
				1. Capitalized abatement of Land Revenue .. .. .	..	..	..
				2. Leave and Pension Allowances .. .. .	893	510	1,403
				3. Audit and Accounts Establishment .. .. .	19	21	40
				Total .. .. .	912	531	1,443

## GOKAK CANAL, FIRST SECTION AND STORAGE WORKS.

## CANAL PROJECT.

No. 3.—Revenue Account for, and to end of, 1923-24.

Receipts.	TOTAL.			Charges.	TOTAL.		
	Previous.	1923-24.	Total.		Previous.	1923-24.	Total.
	Rs.	Rs.	Rs.		Rs.	Rs.	Rs.
<b>I.—DIRECT RECEIPTS.</b>				<b>I.—EXTENSIONS AND IMPROVEMENTS.</b>			
1. Water-rates from Irrigation ..	9,71,564	47,673	10,19,237	1. Head Works..	25,893	..	25,893
3. Sales of water ..	8,805	397	9,202	2. Main Canals and Branches ..	1,410	17	1,427
5. Plantations ..	38,610	..	39,947	Total ..	27,303	17	27,320
6. Other canal produce ..				1,337			
7. Water-power ..	4,37,846	14,313	4,52,159				
9. Rents of buildings ..	954	19	973	<b>II.—MAINTENANCE AND REPAIRS.</b>			
10. Fines ..	44	..	44	1. Head Works..	80,803	2,620	83,423
11. Miscellaneous receipts ..	30,873	3,946	34,819	2. Main Canals and Branches ..	42,588	2,479	45,067
12. <i>Deduct</i> —Refunds ..	40	48	88	3. Distributaries.	27,349	28	27,377
Total ..	14,88,656	67,637	15,56,293	4. Drainage and Protective Works.	30	..	30
				Total ..	1,50,770	5,127	1,55,897
<b>II.—INDIRECT RECEIPTS.</b>							
Irrigation share of Land Revenue collected in the Civil Department.	..	..	..	<b>IV.—ESTABLISHMENT.</b>			
				1 and 2. Direction and Accounts ..	1,41,233	8,821	1,50,054
				3. Executive ..			
				Total ..	1,41,233	8,821	1,50,054
Total Receipts ..	14,88,656	67,637	15,56,293	<b>V.—TOOLS AND PLANT ..</b>	12,271	184	12,455
Carried over ..	14,88,656	67,637	15,56,293	Carried over ..	3,31,577	14,149	3,45,726



ADMINISTRATIVE ACCOUNTS FOR THE YEAR 1923-24.

309

GOKAK CANAL, FIRST SECTION AND STORAGE WORKS.

CANAL PROJECT.

No. 3.—Revenue Account for, and to end of, 1923-24.

Receipts.	TOTAL.			Charges.	TOTAL.		
	Previous.	1923-24.	Total.		Previous.	1923-24.	Total.
	Rs.	Rs.	Rs.		Rs.	Rs.	Rs.
Brought over ..	14,88,656	67,637	15,56,293	Brought over ..	3,31,577	14,145	3,45,726
				VI.—REFUNDS OF REVENUE ..	3,436	..	3,436
				Total ..	3,35,013	14,145	3,49,162
				Share of Collection Charges in the Civil Department.	53,574	2,465	56,039
				Total Direct Charges ..	3,88,587	16,614	4,05,201
				Indirect Charges debitable to Revenue Account as per Account No. 5 ..	20,070	1,288	21,358
				Total Charges ..	4,08,657	17,902	4,26,559
				Balance Net Revenue ..	10,79,999	49,735	11,29,734
GRAND TOTAL.	14,88,656	67,637	15,56,293	GRAND TOTAL.	14,88,656	67,637	15,56,293

N.B.—Last Capital Account detailed in the Administrative Accounts for 1906-07 and No. 6 in 1909-10.  
Construction Estimate closed on 31st March 1897, vide G. R. No. 1393, dated 2nd October 1897.  
Completion Report approved in G. R. No. 327, dated 10th February 1900.

## GOKAK CANAL, FIRST SECTION AND STORAGE WORKS.

## CANAL PROJECT.

No. 4.—Interest Account for, and to end of, 1923-24.

	Amount Rs.		Amount Rs.
Total interest charges to end of 1922-23 .. .. .	16,47,816	Net Revenue realized to end of 1922-23 as per No. 3 .. .. .	10,79,999
Interest charges for the year 1923-24 .. .. .	43,286	Net Revenue realized during 1923-24 as per No. 3 .. .. .	49,735
On Rs. 13,01,750 outlay to end of the year 1916-17 at the average rate 3.3252 per cent.		Total Net Revenue realized to end of the year as per No. 3 .. .. .	11,29,734
		Balance net interest charges .. .. .	5,61,368
Total ..	16,91,102	Total ..	16,91,102

No. 5.—Account of Indirect Charges for, and to end of, 1923-24.

Particulars.	Previous.	1923-24.	Total.	Particulars.	Previous	1923-24.	Total.
	Rs.	Rs.	Rs.		Rs.	Rs.	Rs.
CAPITAL ACCOUNT.				REVENUE ACCOUNT.			
				1. Capitalized abatement of Land Revenue .. .. .	..	2	2
				2. Leave and Pension Allowances .. .. .	19,772	1,235	21,007
				3. Audit and Accounts Establishment .. .. .	298	51	349
			Total ..	20,070	1,288	21,358	

DAMBAL TANK.

TANK PROJECT.

No. 3.—Revenue Account for, and to end of, 1923-24.

Receipts.	TOTAL.			Charges.	TOTAL.		
	Previous.	1923-24.	Total.		Previous.	1923-24.	Total.
	Rs.	Rs.	Rs.		Rs.	Rs.	Rs.
<b>I.—DIRECT RECEIPTS.</b>				<b>I.—EXTENSIONS AND IMPROVEMENTS.</b>			
1. Water-rates from Irrigation ..	23,030	337	23,367	1. Head Works ..	634	..	634
5. Plantations ..	15,418	..	16,143	<b>Total ..</b>	<b>634</b>	<b>..</b>	<b>634</b>
6. Other canal produce ..		725					
11. Miscellaneous receipts ..	390	560	950	<b>II.—MAINTENANCE AND REPAIRS.</b>			
<b>Total ..</b>	<b>38,838</b>	<b>1,622</b>	<b>40,460</b>	1. Head Works ..	14,898	..	14,898
<b>II.—INDIRECT RECEIPTS.</b>				2 Main Canals and Branches ..	4,575	500	5,075
Irrigation share of Land Revenue collected in the Civil Department.	35,762	916	37,678	3. Distributaries.	670	..	670
				<b>Total ..</b>	<b>20,143</b>	<b>500</b>	<b>20,643</b>
				<b>IV.—ESTABLISHMENT.</b>			
				1 and 2. Direction and Account	19,944	858	20,802
				3. Executive ..			
<b>Total ..</b>	<b>36,762</b>	<b>916</b>	<b>37,678</b>	<b>Total ..</b>	<b>19,944</b>	<b>858</b>	<b>20,802</b>
<b>Total Receipts ..</b>	<b>75,600</b>	<b>2,538</b>	<b>78,138</b>	<b>V.—TOOLS AND PLANT ..</b>	<b>297</b>	<b>18</b>	<b>315</b>
<b>Carried over ..</b>	<b>75,600</b>	<b>2,538</b>	<b>78,138</b>	<b>Carried over ..</b>	<b>41,018</b>	<b>1,376</b>	<b>42,394</b>

312 PUBLIC WORKS DEPARTMENT, IRRIGATION BRANCH.

DAMBAL TANK.

TANK PROJECT.

No. 3.—Revenue Account for, and to end of, 1923-24.

Receipts.	TOTAL.			Charges.	TOTAL.		
	Previous.	1923-24.	Total.		Previous.	1923-24.	Total.
	Rs.	Rs.	Rs.		Rs.	Rs.	Rs.
Brought over ..	75,600	2,538	78,138	Brought over ..	41,018	1,376	42,394
				Profit and Loss—			
				VI.—REFUNDS OF REVENUE ..	126	..	126
				Total ..	41,144	1,376	42,520
				Share of Collection Charges in the Civil Department.	5,009	108	5,117
				Total Direct Charges ..	46,153	1,484	47,637
				Indirect Charges debitable to Revenue Account as per Account No. 5 ..	2,948	125	3,073
				Total Charges ..	49,101	1,609	50,710
				Balance Net Revenue ..	26,459	929	27,428
GRAND TOTAL..	75,600	2,538	78,138	GRAND TOTAL..	75,600	2,538	78,138

N.B.—Last Capital Account detailed in the Administrative Accounts for 1885-86.

Construction Estimate closed on 31st March 1886, vide G.R. No. 1411, dated 12th September 1893.

Completion Report approved in G.R. No. 1138, dated 16th July 1894.

DAMBAL TANK.

TANK PROJECT.

No. 4.—Interest Account for, and to end of, 1923-24.

	Amount Rs.		Amount Rs.
Total interest charges to end of 1922-23 .. .. .	1,04,220	Net Revenue realized to end of 1922-23 as per No. 3 .. .. .	26,499
Interest charges for the year 1923-24 .. .. .	2,023	Net Revenue realized during 1923-24 as per No. 3 .. .. .	929
On Rs. 60,847 outlay to end of the year 1916-17 at the average rate 3.3252 per cent. .. .. .		Total Net Revenue realized to end of the year as per No. 3 .. .. .	27,428
		Balance net interest charges .. .. .	78,815
Total .. .. .	1,06,243	Total .. .. .	1,06,243

No. 5.—Account of Indirect Charges for, and to end of, 1923-24.

Particulars.	Previous.	1923-24.	Total.	Particulars.	Previous.	1923-24.	Total.
CAPITAL ACCOUNT.				REVENUE ACCOUNT.	Rs.	Rs.	Rs.
				1. Capitalized abatement of Land Revenue .. .. .	124	..	124
				2. Leave and Pension Allowances .. .. .	2,800	120	2,920
				3. Audit and Accounts Establishment .. .. .	24	5	29
				Total .. .. .	2,948	125	3,073

## MEDLERI TANK.

## TANK PROJECT.

No. 3—Revenue Account for, and to end of, 1923-24.

Receipts.	TOTAL.			Charges.	TOTAL.		
	Previous.	1923-24.	Total.		Previous.	1923-24.	Total.
	Rs.	Rs.	Rs.		Rs.	Rs.	Rs.
<b>I.—DIRECT RECEIPTS.</b>				<b>I.—EXTENSIONS AND IMPROVEMENTS.</b>			
1. Water-rates from Irrigation.	21,019	1,120	22,139	1. Head Works ..	141	..	141
5. Plantations ..	2,229	..	2,254	<b>Total ..</b>	<b>141</b>	<b>..</b>	<b>141</b>
6. Other canal produce.				25			
11. Miscellaneous receipts ..	108	5	113				
<b>Total ..</b>	<b>23,356</b>	<b>1,150</b>	<b>24,506</b>	<b>II.—MAINTENANCE AND REPAIRS.</b>			
<b>II.—INDIRECT RECEIPTS.</b>				1. Head Works ..	13,862	..	13,862
Irrigation share of Land Revenue collected in the Civil Department	...	..	...	2. Main Canals and Branches ..	2,235	391	2,626
				3. Distributaries..	2,191	..	2,191
				<b>Total ..</b>	<b>18,288</b>	<b>391</b>	<b>18,679</b>
				<b>IV.—ESTABLISHMENT.</b>			
				1 and 2. Direction and Accounts	16,183	671	16,854
				3. Executive ..			
				<b>Total ..</b>	<b>16,183</b>	<b>671</b>	<b>16,854</b>
<b>Total, Receipts ..</b>	<b>23,356</b>	<b>1,150</b>	<b>24,506</b>	<b>V.—TOOLS AND PLANT</b>	162	14	176
<b>Carried over ..</b>	<b>23,356</b>	<b>1,150</b>	<b>24,506</b>	<b>Carried over ..</b>	<b>34,774</b>	<b>1,076</b>	<b>35,850</b>

ADMINISTRATIVE ACCOUNTS FOR THE YEAR 1923-24.

315

MEDLERI TANK.

TANK PROJECT.

No. 3.—Revenue Account for, and to end of, 1923-24.

Receipts.	TOTAL			Charges.	TOTAL		
	Previous.	1923-24.	Total.		Previous.	1923-24.	Total.
	Rs.	Rs.	Rs.		Rs.	Rs.	Rs.
Brought forward ..	23,356	1,150	24,506	Brought forward ..	34,774	1,076	35,850
				VI.—REFUNDS OF REVENUE..	299	..	299
				Total ..	35,073	1,076	36,149
				Share of Collection Charges in the Civil Department.	1,051	56	1,107
				Total Direct Charges ..	36,124	1,132	37,256
				Indirect Charges debitable to Revenue Account as per Account No. 5 ..	2,283	98	2,381
				Total Charges ..	38,407	1,230	39,637
				Balance Net Revenue ..	-15,051	-80	-15,131
GRAND TOTAL	23,356	1,150	24,506	GRAND TOTAL	23,356	1,150	24,506

N.B.—Last Capital Account detailed in the Administrative Account for 1885-86.

Construction Estimate closed on 31st March 1886, *vide* G.R., No. 1411, dated 12th September 1893.

Completion Report approved in G.R. No. 1138, dated 16th July 1894.

## MEDLERI TANK.

## TANK PROJECT.

*No. 4.—Interest Account for, and to end of, 1923-24.*

	Amount Rs.		Amount. Rs.
Total interest charges to end of 1922-23 .. .. .	1,24,908	Net Revenue realized to end of 1922-1923 as per No. 3 ..	—15,051
Interest charges for the year 1923-24 .. .. .	2,605	Net Revenue realized during 1923-1924 as per No. 3 .. .. .	—80
On Rs. 78,354 outlay to end of the year 1916-17 at the average rate 3.3252 per cent. ..		Total Net Revenue realized to end of the year as per No. 3 .. .. .	—15,131
		Balance net interest charges ..	1,42,644
Total ..	1,27,513	Total ..	1,27,513

*No. 5.—Account of Indirect Charges for, and to end of, 1923-24.*

Particulars.	Previous.	1923-24.	Total.	Particulars.	Previous.	1923-24.	Amount Rs.
					Rs.	Rs.	Rs.
CAPITAL ACCOUNT.				REVENUE ACCOUNT.			
				1. Capitalized abatement of Land Revenue ..	..	..	..
				2. Leave and Pension Allowances ..	2,264	94	2,358
				3. Audit and Accounts Establishment ..	19	4	23
				Total ..	2,283	98	2,381



MADAG TANK.

TANK PROJECT.

No. 3.—Revenue Account for, and to end of, 1923-24.

Receipts.	TOTAL.			Charges.	TOTAL.		
	Previous.	1923-24.	Total.		Previous.	1923-24.	Total.
	Rs.	Rs.	Rs.		Rs.	Rs.	Rs.
<b>I.—DIRECT RECEIPTS.</b>				<b>I.—EXTENSIONS AND IMPROVEMENTS.</b>			
1. Water-rates from Irrigation ..	1,10,360	640	1,11,000	Main Canals and Branches ..	1,537	..	1,537
5. Plantations ..	8,280	242	8,914	Total ..	1,537	..	1,537
6. Other canal produce ..		392					
11. Miscellaneous receipts ..	359	34	393				
Total ..	1,18,999	1,308	1,20,307	<b>II.—MAINTENANCE AND REPAIRS.</b>			
<b>II.—INDIRECT RECEIPTS.</b>				1. Head Works ..	2,687	..	2,687
Irrigation share of Land Revenue collected in the Civil Department	...	..	...	2. Main Canals and Branches ..	51,914	799	52,713
				Total ..	54,601	799	55,400
				<b>III.—COMPENSATION</b> ..	..	..	..
				<b>IV.—ESTABLISHMENT.</b>			
				1 and 2. Direction and Accounts } ..	39,834	1,371	41,205
				3. Executive ..			
				Total ..	39,834	1,371	41,205
				<b>V.—TOOLS AND PLANT</b> ..	774	29	803
Total Receipts ..	1,18,999	1,308	1,20,307	Carried over ..	96,746	2,199	98,945
Carried over ..	118,999	1,308	1,20,307				

## MADAG TANK.

## TANK PROJECT.

No. 3.—Revenue Account for, and to end of, 1923-24.

Receipts.	TOTAL.			Charges.	TOTAL.		
	Previous.	1923-24.	Total.		Previous.	1923-24.	Total.
	Rs.	Rs.	Rs.		Rs.	Rs.	Rs.
Brought forward ..	1,18,999	1,308	1,20,307	Brought forward ..	96,746	2,199	98,945
				VI—REFUNDS OF REVENUE.			
				Total ..	96,746	2,199	98,945
				Share of collection charges in the Civil Department.	5,543	32	5,575
				Total Direct Charges ..	1,02,289	2,231	1,04,520
				Indirect Charges debitable to Revenue Account as per Account No. 5 ..	6,226	200	6,426
				Total Charges ..	1,08,515	2,431	1,10,946
				Balance Net Revenue ..	10,484	—1,123	9,361
GRAND TOTAL..	1,18,999	1,308	1,20,307	GRAND TOTAL..	1,18,999	1,308	1,20,307

N.B.—Last Capital Account detailed in the Administrative Accounts for 1888-89.

Construction estimate closed on 31st March 1889—vide G. R. No. 1411, dated 12th Septem. 1883,

Completion report approved in G. R. No. 1138, dated 16th July 1894.

MADAG TANK.

TANK PROJECT.

No. 4.—Interest Account for, and to end of, 1923-24.

	Amount. Rs.		Amount. Rs.
Total interest charges to end of 1922-23 .. .. .	3,45,627	Net Revenue realized to end of 1922-23 as per No. 3 ..	10,484
Interest charges for the year 1923-24 .. .. .	5,362	Net Revenue realized during 1923-1924 as per No. 3 ..	-1,123
On Rs. 1,61,248 outlay to end of the year 1916-17 at the average rate 3.3252 per cent.		Total Net Revenue realized to end of the year as per No. 3 ..	9,361
		Balance net interest charges ..	3,41,628
Total ..	3,50,989	Total ..	3,50,989

No. 5.—Account of Indirect Charges for, and to end of, year 1923-24.

Particulars.	Previous.	1923-24.	Total.	Particulars.	Previous.	1923-24.	Total.
CAPITAL ACCOUNT.				REVENUE ACCOUNT.			
				1. Capitalized abatement of Land Revenue ..	..	..	..
				2. Leave and Pension Allowances ..	6,209	192	6,401
				3. Audit and Accounts Establishment ..	17	8	25
				Total ..	6,226	200	6,426

## ASUNDI TANK.

## TANK PROJECT.

No. 3.—Revenue Account for, and to end of, 1923-24.

Receipts.	TOTAL.			Charges.	TOTAL.		
	Previous.	1923-24.	Total.		Previous.	1923-24.	Total.
	Rs.	Rs.	Rs.		Rs.	Rs.	Rs.
<b>I.—DIRECT RECEIPTS.</b>				<b>I.—EXTENSIONS AND IMPROVEMENTS.</b>			
1. Water - rates from Irrigation ..	19,839	904	20,743				
5. Plantations ..		..		Head Works ..	219	..	219
6. Other canal produce ..	2,925	10	2,935	Total ..	219	..	219
10. Fines ..	19	..	19				
11. Miscellaneous receipts ..	45	8	53				
Total receipts ..	22,828	922	23,750	<b>II.—MAINTENANCE AND REPAIRS.</b>			
<b>II.—INDIRECT RECEIPTS.</b>				1. Head Works ..	23,567	..	23,567
Irrigation share of Land Revenue collected in the Civil Department.	23,141	687	23,828	2. Main Canals and Branches ..	1,512	391	1,903
				3. Distributaries..	2,043	..	2,043
				Total ..	27,122	391	27,513
				<b>III.—COMPENSATION.</b>	..	..	..
				<b>IV.—ESTABLISHMENT</b> ..	..	..	..
				1 and 2. Direction and Accounts	23,160	671	23,831
				3. Executive ..			
				Total ..	23,160	671	23,831
Total ..	23,141	687	23,828	<b>V.—TOOLS AND PLANT</b> ..	612	14	626
Total Receipts ..	45,969	1,609	47,578	Carried over ..	51,113	1,076	52,189
Carried over ..	45,969	1,609	47,578				

ASUNDI TANK.

TANK PROJECT.

No. 3.—Revenue Account for, and to end of, 1923-24.

Receipts.	TOTAL.			Charges.	TOTAL.		
	Previous.	1923-24.	Total.		Previous.	1923-24.	Total.
	Rs.	Rs.	Rs.		Rs.	Rs.	Rs.
Brought forward ..	45,969	1,609	47,578	Brought forward ..	51,113	1,076	52,189
				VI.—REFUNDS OF REVENUE..	..	..	..
				Total ..	51,113	1,076	52,189
				Share of collection charges in the Civil Department.	3,328	114	3,442
				Total Direct Charges ..	54,441	1,190	55,631
				Indirect Charges debitable to Revenue Account as per Account No. 5 ..	3,258	98	3,356
				Total Charges ..	57,699	1,288	58,987
				Balance Net Revenue ..	— 11,730	321	— 11,409
GRAND TOTAL.	45,969	1,609	47,578	GRAND TOTAL.	45,969	1,609	47,578

N.B.—Last Capital Account detailed in the Administrative Accounts for 1889-1880.

Construction estimate closed on 31st March 1890—vide G. R. No. 1411, dated 12th September 1893.

Completion report approved in G. R. No. 1138, dated 16th July 1894.

## ASUNDI TANK.

## TANK PROJECT.

*No. 4.—Interest Account for, and to end of, 1923-24.*

	Amount Rs.		Amount Rs.
Total interest charges to end of 1922-1923 .. .. .	91,474	Net Revenue realized to end of 1922-1923 as per No. 3 ..	-11,730
Interest charges for the year 1923-1924 .. .. .	2,020	Net Revenue realized during 1923-1924 as per No. 3 ..	321
On Capital outlay Rs. 60,741 to end of the year 1916-17 at the average rate 3.3252 per cent. .. .. .		Total Net Revenue realized to end of the year as per No. 3 .. .. .	-11,409
Subsequent outlay .. Nil.		Balance net interest charges ..	1,04,903
Total ..	93,494	Total ..	93,494

*No. 5.—Account of Indirect Charges for, and to end of, year 1923-24.*

Particulars.	Previous.	1923-24.	Total.	Particulars.	Previous.	1923-24.	Total.
CAPITAL ACCOUNT.				REVENUE ACCOUNT.	Rs.	Rs.	Rs.
				1. Capitalized abatement of Land Revenue ..	9	..	9
				2. Leave and Pension Allowances ..	3,243	94	3,337
				3. Audit and Accounts Establishment ..	6	4	10
				Total ..	3,258	98	3,356

DHARMA CANAL.

CANAL PROJECT.

No. 3.—Revenue Account for, and to end of, 1923-24.

Receipts.	TOTAL.			Charges.	TOTAL.		
	Previous.	1923-24.	Total.		Previous.	1923-24.	Total.
	Rs.	Rs.	Rs.		Rs.	Rs.	Rs.
<b>I.—DIRECT RECEIPTS.</b>				<b>I.—EXTENSIONS AND IMPROVEMENTS.</b>			
1. Water-rates from Irrigation ..	23,120	2,097	25,217				
6. Other canal produce ..	40	..	40	2. Main Canals and Branches ..	787	..	787
11. Miscellaneous receipts ..	712	..	712	Total ..	787	..	787
Deduct Refunds ..	169	94	263				
Total ..	23,703	2,003	25,706	<b>II.—MAINTENANCE AND REPAIRS.</b>			
				1. Head Works ..	7,717	..	7,717
<b>II.—INDIRECT RECEIPTS.</b>				2. Main Canals and Branches ..	6,612	—282	6,330
Irrigation share of Land Revenue collected in the Civil Department.	1,97,254	20,765	2,18,019	4. Average Expenditure before improvement ..	—11,120	..	—11,120
Average Indirect Revenue as per G. R. No. A.I.-1650, dated 16th August 1911 ..	—2,31,560	—23,156	—2,54,716	Total ..	3,209	—282	2,927
				<b>III.—COMPENSATION.</b>			
				<b>IV.—ESTABLISHMENT.</b>			
				1 and 2. Direction and Accounts }	12,007	1,429	13,436
				3. Executive .. }			
Total ..	—34,306	—2,391	—36,697	Total ..	12,007	1,429	13,436
Total, Receipts ..	—10,60	—383	—10,991	<b>V.—TOOLS AND PLANT</b>	550	40	590
Carried over ..	—10,60	—388	—10,991	Carried over ..	16,553	1,187	17,740

324 PUBLIC WORKS DEPARTMENT, IRRIGATION BRANCH.

DHARMA CANAL.

CANAL PROJECT.

No. 3.—Revenue Account for, and to end of, 1923-24.

Receipts.	TOTAL.			Charges.	TOTAL.		
	Previous.	1923-24.	Total.		Previous.	1923-24.	Total.
	Rs.	Rs.	Rs.		Rs.	Rs.	Rs.
Brought forward..	—10,603	—388	—10,991	Brought forward..	16,553	1,187	17,740
				IV.—REFUNDS OF REVENUE.	434	..	434
				Total ..	16,987	1,187	18,174
				Share of collection charges in the Civil Department.	— 2,241	— 134	— 2,375
				Total Direct Charges ..	14,746	1,053	15,799
				Indirect Charges debitable to Revenue Account as per Account No. 5 ..	1,689	197	1,886
				Total Charges..	16,435	1,250	17,685
				Balance Net Revenue ..	— 27,038	— 1,638	— 28,676
GRAND TOTAL.	—10,603	—388	—10,991	GRAND TOTAL.	— 10,603	— 388	— 10,991

N.B.—Last Capital Account detailed in the Administrative Account for 1922-23.



DHARMA CANAL.

CANAL PROJECT.

No. 4.—Interest Account for, and to end of, 1923-24.

	Amount. Rs.		Amount. Rs.
Total interest charges to end of 1922-23 .. .. .	35,741	Net Revenue realized to end of 1922-1923 as per No. 3 .. .. .	—27,038
Interest charges for the year 1923-24 .. .. .	3,411	Net Revenue realized during 1923-1924 as per No. 3 .. .. .	—1,638
On Rs. 85,536 outlay to end of the year 1916-17 at the average rate 3.3252 per cent. .. Rs. 2,844		Total Net Revenue realized to end of the year as per No. 3 .. .. .	—28,676
On subsequent outlay Rs. 9,973 (from 1917-18 to 1922-23) at the average rate 5.69 per cent. .. .. .	567	Balance net interest charges .. .. .	67,829
Total .. .. .	39,153	Total .. .. .	39,153

No. 5.—Account of Indirect Charges for, and to end of, year 1923-24.

Particulars.	Previous.	1923-24.	Total.	Particulars.	Previous.	1923-24.	Total.
	Rs.	Rs.			Rs.	Rs.	
CAPITAL ACCOUNT.				REVENUE ACCOUNT.			
				1. Capitalized abatement of Land Revenue .. .. .			
				2. Leave and Pension Allowances .. .. .	1,682	200	1,882
				3. Audit and Accounts Establishment .. .. .	7	—3	4
			Total .. .. .	1,689	197	1,886	

## KADWA RIVER WORKS.

## CANAL PROJECT.

No. 2.—Detailed Account of Capital Expenditure for, and to end of, 1923-24.

Heads of Account.	Direct Charges.			Cost of Construction as now estimated. Construction estimate closed on 31st March 1908).	Expenditure against closed estimates.
	Previous.	1923-24.	Total.		
1	2	3	4	5	6
	Rs.	Rs.	Rs.	Rs.	Rs.
<b>I.—WORKS.</b>					
<b>(1) HEAD WORKS.</b>					
A. Preliminary Expenses ..	3,681	..	3,681	3,681	3,681
B. Land ..	4,387	..	4,387	4,387	4,387
C. Works ..	5,88,247	..	5,88,247	5,88,247	5,88,247
K. Buildings ..	8,283	..	8,283	8,283	8,283
M. Plantations ..	820	..	820	820	820
O. Miscellaneous ..	211	..	211	211	211
P. Maintenance ..	5,653	..	5,653	5,653	5,653
Total, Head Works ..	6,11,282	..	6,11,282	6,11,282	6,11,282
<b>(2) MAIN CANALS AND BRANCHES.</b>					
A. Preliminary Expenses ..	1,109	..	1,109	1,109	1,109
B. Land ..	2,719	..	2,719	2,719	2,719
D. Regulators ..	564	..	564	564	564
E. Falls and Weirs ..	435	..	435	435	435
F. River and hill torrent works ..	52,436	..	52,436	52,436	52,436
G. Bridges ..	6,435	..	6,435	6,435	6,435
K. Buildings ..	..	954	954	3,145	..
L. Earth-work ..	56,950	..	56,950	56,950	56,950
M. Plantations ..	1,297	..	1,297	1,297	1,297
O. Miscellaneous ..	1,508	..	1,508	1,508	1,508
P. Maintenance ..	2,899	..	2,899	2,899	2,899
Total, Main Canals and Branches ..	1,26,352	954	1,27,306	1,29,497	1,26,352
Carried over ..	7,37,634	954	7,38,588	7,40,779	7,37,634

## KADWA RIVER WORKS.

## CANAL PROJECT.

No. 2.—Capital Account for, and to end of, 1923-24.

Heads of Account.	Direct Charges.			Cost of Construction as now estimated. (Construction estimate closed on 31st March 1908)	Expenditure against closed estimates.
	Previous.	1923-24.	Total.		
1	2	3	4	5	6
	Rs.	Rs.	Rs.	Rs.	Rs.
Brought over ..	17,37,634	954	7,38,588	7,40,779	7,37,634
(3) DISTRIBUTARIES.					
A. Preliminary Expenses ..	453	..	453	453	453
B. Land .. ..	2,075	..	2,075	2,075	2,075
C. Works .. ..	7,994	..	7,994	7,994	7,994
L. Earth-work .. ..	11,787	..	11,787	11,787	11,787
M. Plantations .. ..	66	..	66	66	66
O. Miscellaneous .. ..	516	..	516	516	516
Total, Distributaries ..	22,891	..	22,891	22,891	22,891
Total I.—Works ..	7,60,525	954	7,61,479	7,63,670	7,60,525
II.—ESTABLISHMENT.					
1 and 2. Direction and Accounts ..	35,613	} 262	1,89,063	1,89,477	} 35,613
3. Executive .. ..	1,53,188				
Total, Establishment ..	1,88,801	262	1,89,063	1,89,477	1,88,801
III.—TOOLS AND PLANT ..	22,555	27	22,582	22,602	22,555
Grand Total ..	9,71,881	1,243	9,73,124	9,75,749	9,71,881
V.—Less—Receipts on Capital Account	140	..	140	140	140
Net Outlay..	9,71,741	1,243	9,72,984	9,75,609	9,71,741

## KADWA RIVER WORKS.

## CANAL PROJECT.

No. 2.—Capital Account for, and to end of, 1923-24.

Heads of Account.	Direct Charges.			Cost of Construction as now estimated. (Construction estimate closed on 31st March 1908).	Expenditure against closed estimates.
	Previous.	1923-24.	Total.		
1	2	3	4	5	6
	Rs.	Rs.	Rs.	Rs.	Rs.
<i>Apportionment.</i>					
Chargeable to 49—Irrigation ..	5,90,224	..	5,90,224	5,90,224	5,90,224
Chargeable to 43—Minor Works and Navigation ..	3,81,517	..	3,81,517	3,81,517	3,81,517
Chargeable to 55—Construction of Irrigation Works ..	..	1,243	1,243	3,868	..
Total ..	9,71,741	1,243	9,72,984	9,75,609	9,71,741

KADWA RIVER WORKS.

CANAL PROJECT.

No. 3.—Revenue Account for, and to end of, 1923-24.

Receipts.	TOTAL			Charges.	TOTAL.		
	Previous.	1923-24.	Total.		Previous.	1923-24.	Total.
	Rs.	Rs.	Rs.		Rs.	Rs.	Rs.
<b>I.—DIRECT RECEIPTS.</b>				<b>I—EXTENSIONS AND IMPROVEMENTS.</b>			
1 Water-rates from Irrigation ..	7,25,545	48,307	7,73,852	1 Head Works ..	10,525	31	10,556
3 Sales of water.	456	..	456	2 Main Canals and Branches ..	35,495	280	35,775
5 Plantations ..	35,656	48	37,685	3 Distributaries	342	..	342
6 Other canal produce		1,981					
9 Rents of buildings ..	535	16	551	Total ..	46,362	311	46,673
10 Fines ..	1,213	..	1,213				
11 Miscellaneous receipts ..	8,617	650	9,267	<b>II—MAINTENANCE AND REPAIRS.</b>			
12 Deduct—Refunds ..	50	..	50	1 Head Works ..	75,921	2,216	78,137
Total ..	7,71,972	51,002	8,22,974	2 Main Canals and Branches ..	1,67,698	5,950	1,73,648
				3 Distributaries.	15,572	..	15,572
<b>II—INDIRECT RECEIPTS.</b>				Total ...	2,59,191	8,166	2,67,357
Irrigation share of Land Revenue collected in the Civil Department	...	..	...				
Enhanced Revenue as per G.R. No. 428 dated 6th August 1875 ..	28,509	594	29,103	<b>III—COMPENSATION.</b>			
				<b>IV—ESTABLISHMENT.</b>			
				1 and 2 Direction and Accounts	3,01,354	8,015	3,09,369
				3 Executive ..			
Total ..	28,509	594	29,103	Total ..	3,01,354	8,015	3,09,369
Total Receipts ..	8,00,481	51,596	8,52,077	<b>V—TOOLS AND PLANT</b>	8,419	238	8,657
Carried over ..	8,00,481	51,596	8,52,077	Carried over ..	6,15,326	16,730	6,32,056

## PUBLIC WORKS DEPARTMENT, IRRIGATION BRANCH.

## KADWA RIVER WORKS.

## TANK PROJECT.

No. 3.—Revenue Account for, and to end of, 1923-24.

Receipts.	TOTAL.			Charges.	TOTAL.		
	Previous.	1923-24.	Total.		Previous.	1923-24.	Total.
	Rs.	Rs.	Rs.		Rs.	Rs.	Rs.
Brought forward..	8,00,481	51,596	8,52,077	Brought forward..	6,15,326	16,730	6,32,056
				VI—REFUNDS OF REVENUE..	528	..	528
				Total ..	6,15,854	16,730	6,32,584
				Share of Collection Charges in the Civil Department.	36,446	2,415	38,861
				Total Direct Charges ..	6,52,300	19,145	6,71,445
				Indirect Charges debitable to Revenue Account as per Account No. 5 ..	43,507	1,207	44,714
				Total Charges ..	6,95,807	20,352	7,16,159
				Balance Net Revenue ..	1,04,674	31,244	1,35,918
GRAND TOTAL..	8,00,481	51,596	8,52,077	GRAND TOTAL..	8,00,481	51,596	8,52,077

*N.B.*—Construction Estimate closed on 31st March 1908 *vide* G. R. No. 2245, dated 25th August 1908.  
Completion Report approved in G. R. No. 1041, dated 29th April 1910.

*Note.*—Loss of revenue due to concessions granted for wheat cultivation during the Rabi season 1916-17 under G.R. No. A.I.—12327, dated 18th December 1917, Rs. 2,460.

KADWA RIVER WORKS.

No. 4.—Interest Account for, and to end of, 1923-24.

	Amount. Rs.		Amount. Rs.
Total interest charges to end of 1922-1923 .. .. .	13,08,183	Net Revenue realized to end of 1922-1923 as per No. 3 .. .. .	1,04,674
Interest charges for the year 1923-1924 .. .. .	32,347	Net Revenue realized during 1923-1924 as per No. 3 .. .. .	31,244
On Rs. 9,71,741 outlay to end of the year 1916-17 at the average rate 3.3252 per cent. ..	Rs. 32,312	Total Net Revenue realized to end of the year as per No. 3 .. .. .	1,35,918
On subsequent outlay (half of 1923-24) 621 at the average rate 5.69 per cent. .. .. .	Rs. 35	Balance net interest charges .. .. .	12,04,612
Total .. .. .	13,40,530	Total .. .. .	13,40,530

No. 5.—Account of Indirect Charges for, and to end of, year 1923-24.

Particulars.	Previous.	1923-24.	Total.	Particulars.	Previous.	1923-24.	Total.
	Rs.	Rs.	Rs.		Rs.	Rs.	Rs.
<b>CAPITAL ACCOUNT.</b>				<b>REVENUE ACCOUNT.</b>			
1. Capitalized abatement of Land Revenue ..	31,133	..	31,133	1. Capitalized abatement of Land Revenue ..	11	..	11
2. Leave and Pension Allowances ..	31,317	37	31,354	2. Leave and Pension Allowances ..	43,147	1,122	44,269
3. Audit and Accounts Establishment ..	..	12	12	3. Audit and Accounts Establishment ..	349	85	434
Total .. .. .	62,450	49	62,499	Total .. .. .	43,507	1,207	44,714

## KADWA RIVER WORKS.

## CANAL PROJECT.

No. 6.—Statement comparing Capital Cost to end of 1923-24 with sanctioned Estimates.

Particulars.	Charges against closed sanctions.			Current sanctions.			Total charges to date against old and current sanctions.
	Expenditure against construction Estimate.	Expenditure against open Capital sanctions.	Total.	Charges to date.	Amount of sanctioned Estimate.	Unspent balance of Estimate.	
1	2	3	4	5	6	7	8
<b>DIRECT CHARGES.</b>							
Works ..	7,46,803	13,722	7,60,525	954	3,145	2,191	7,61,479
Establishment ..	1,86,147	2,654	1,88,801	262	676	414	1,89,063
Tools and Plant ..	20,282	2,273	22,555	27	47	20	22,582
Suspense Accounts ..	...	...	...	...	...	...	...
Total ..	9,53,232	18,649	9,71,881	1,243	3,868	2,625	9,73,124
Less—Receipts on Capital Account ..	140	...	140	...	...	...	140
Net Total ..	9,53,092	18,649	9,71,741	1,243	3,868	2,625	9,72,984
<b>INDIRECT CHARGES.</b>							
Capitalized abatement of Land Revenue ..	5,688	25,445	31,133	...	...	...	31,133
Leave and Pension Allowances ..	30,945	372	31,317	37	95	58	31,354
Audit and Accounts Establishments ..	...	...	...	12	31	19	12
Total ..	36,633	25,817	62,450	49	126	77	62,499
<b>GRAND TOTAL..</b>	<b>9,89,725</b>	<b>44,466</b>	<b>10,34,191</b>	<b>1,292</b>	<b>3,994</b>	<b>2,702</b>	<b>10,35,483</b>

Estimate sanctioned in G.R. (P.W.D.) No. 4940, dated 11th December 1923.



## CHANKAPUR TANK.

## TANK PROJECT.

No. 2.—Capital Account for, and to end of, 1923-24.

Heads of Account.	Direct Charges.			Cost of Construction as now estimated (Construction estimate closed on 31st March 1910).	Expenditure against closed estimates.
	Previous.	1923-24.	Total.		
1	2	3	4	5	6
	Rs.	Rs.	Rs.	Rs.	Rs.
<b>I.—WORKS.</b>					
<b>(1) HEAD WORKS.</b>					
A. Preliminary Expenses ..	7,678	..	7,678	7,678	7,678
B. Land .. ..	19,056	..	19,056	19,056	19,056
C. Masonry Works .. ..	8,82,680	..	8,82,680	8,82,680	8,82,680
K. Buildings .. ..	12,505	1,642	14,147	14,147	14,147
L. Earth-work .. ..	1,16,773	..	1,16,773	1,16,773	1,16,773
P. Maintenance .. ..	5,610	..	5,610	5,610	5,610
Total, Head Works ..	10,44,302	1,642	10,45,944	10,45,944	10,45,944
<b>(2) MAIN CANALS AND BRANCHES.</b>					
A. Preliminary Expenses ..	1,289	..	1,289	1,289	1,289
B. Land .. ..	10,165	332	10,497	10,497	10,497
C. Masonry Works .. ..	1,72,312	..	1,72,312	1,72,312	1,72,312
C(b). Falls and Weirs .. ..	392	..	392	392	392
C(c). River and hill torrent works ..	71,143	..	71,143	71,143	71,143
C(e). Bridges .. ..	718	..	718	718	718
K. Buildings .. ..	13,037	2,819	15,856	15,856	15,856
L. Earth-work .. ..	1,71,277	..	1,71,277	1,71,277	1,71,277
M Plantations .. ..	5,183	..	5,183	5,183	5,183
O. Miscellaneous .. ..	4,281	..	4,281	4,281	4,281
P. Maintenance .. ..	506	..	506	506	506
Total, Main Canals and Branches ..	4,50,303	3,151	4,53,454	4,53,454	4,53,454
Carried over ..	14,94,605	4,793	14,99,398	14,99,398	14,99,398

## CHANKAPUR TANK.

## TANK PROJECT.

No. 2.—Capital Account for, and to end of, 1923-24.

Heads of Account.	Direct Charges.			Cost of Construction as now estimated (Construction estimate closed on 31st March 1910).	Expenditure against closed estimates.
	Previous.	1923-24.	Total.		
1	2	3	4	5	6
	Rs.	Rs.	Rs.	Rs.	Rs.
Brought forward ..	14,94,605	4,793	14,99,398	14,99,398	14,99,398
(3) DISTRIBUTARIES.					
A. Preliminary Expenses ..	8,433	..	8,433	8,433	8,433
B. Land .. ..	3,221	..	3,221	3,221	3,221
C. Masonry Works .. ..	5,373	..	5,373	5,373	5,373
K. Buildings .. ..	3,271	..	3,271	3,271	3,271
L. Earth-work .. ..	7,794	..	7,794	7,794	7,794
O. Miscellaneous .. ..	58,202	..	58,202	58,202	58,202
Total Distributaries ..	86,294	..	86,294	86,294	86,294
Total I.—Works ..	15,80,899	4,793	15,85,692	15,85,692	15,85,692
II.—ESTABLISHMENT.					
1 and 2. Direction and Accounts ..	3,35,680	1,316	3,36,996	3,36,996	3,36,996
3. Executive .. ..					
Total II.—Establishment ..	3,35,680	1,316	3,36,996	3,36,996	3,36,996
III.—TOOLS AND PLANT ..	61,004	135	61,139	61,139	61,139
Grand Total ..	19,77,583	6,244	19,83,827	19,83,827	19,83,827
V.—Less—Receipts on Capital Account	2,132	..	2,132	2,132	2,132
Net Outlay ..	19,75,451	6,244	19,81,695	19,81,695	19,81,695

CHANKAPUR TANK.

TANK PROJECT.

No. 2.—Capital Account for, and to end of, 1923-24.

Heads of Account.	Direct Charges.			Cost of Construction as now estimated (Construction estimate closed on 31st March 1910).	Expenditure against closed estimates.
	Previous.	1923-24.	Total.		
1	2	3	4	5	6
	Rs.	Rs.	Rs.	Rs.	Rs.
<i>Apportionment.</i>					
Chargeable to 35—Construction of Protective Irrigation Works ..	18,93,561	..	18,93,561	18,93,561	18,93,561
Chargeable to 43—Minor Works and Navigation ..	34,316	..	34,316	34,316	34,316
Chargeable to 55—Construction of Irrigation Works—Provincial ..	47,574	6,244	53,818	53,818	53,818
Total ..	19,75,451	6,244	19,81,695	19,81,695	19,81,695

## CHANKAPUR TANK.

## TANK PROJECT.

No. 3.—Revenue Account for, and to end of, 1923-24.

Receipts.	TOTAL.			Charges.	TOTAL.		
	Previous.	1923-24.	Total.		Previous.	1923-24.	Total.
	Rs.	Rs.	Rs.		Rs.	Rs.	Rs.
<b>I.—DIRECT RECEIPTS.</b>				<b>I.—EXTENSIONS AND IMPROVEMENTS.</b>			
1. Water-rates from Irrigation ..	2,10,399	53,234	2,63,633	1. Head Works ..	7,867	..	7,867
3. Sales of water ..	31	25	56	2. Main Canals and Branches ..	17,111	2,690	19,801
5. Plantations ..	1,383	201	1,843				
6. Other canal produce ..		259					
9. Rents of buildings ..	289	..	289	<b>Total ..</b>	<b>24,978</b>	<b>2,690</b>	<b>27,668</b>
10. Fines ..	414	44	458	<b>II.—MAINTENANCE AND REPAIRS.</b>			
11. Miscellaneous receipts ..	2,622	147	2,769	1. Head Works ..	50,409	..	50,409
12. Deduct Refunds ..	6	29	35	2. Main Canals and Branches ..	47,746	12,867	60,613
				3. Distributaries..	6,780	..	6,780
<b>Total ..</b>	<b>2,15,132</b>	<b>53,881</b>	<b>2,69,013</b>	<b>Total ..</b>	<b>1,04,935</b>	<b>12,867</b>	<b>1,17,802</b>
<b>II.—INDIRECT RECEIPTS.</b>				<b>IV.—ESTABLISHMENT.</b>			
Irrigation share of Land Revenue collected in the Civil Department.	..	..	..	1. & 2. Direction and Accounts ..	90,599	14,709	1,05,308
				3. Executive ..			
				<b>Total ..</b>	<b>90,599</b>	<b>14,709</b>	<b>1,05,308</b>
<b>Total, Receipts ..</b>	<b>2,15,132</b>	<b>53,881</b>	<b>2,69,013</b>	<b>V.—TOOLS AND PLANT ..</b>	<b>4,535</b>	<b>437</b>	<b>4,972</b>
<b>Carried over ..</b>	<b>2,15,132</b>	<b>53,881</b>	<b>2,69,013</b>	<b>Carried over ..</b>	<b>2,25,047</b>	<b>30,703</b>	<b>2,55,750</b>

## CHANKAPUR TANK.

## TANK PROJECT.

## No. 3.—Revenue Account for, and to end of, 1923-24.

Receipts.	TOTAL.			Charges.	TOTAL.		
	Previous.	1923-24.	Total.		Previous.	1923-24.	Total.
Brought forward..	2,15,132	53,881	2,69,013	Brought forward..	Rs. 2,25,047	Rs. 30,703	Rs. 2,55,750
				VI.—REFUNDS OF REVENUE..	40	..	40
				Total ..	2,25,087	30,703	2,55,790
				Share of collection charges in the Civil Department.	10,543	2,664	13,207
				Total Direct Charges	2,35,630	33,367	2,68,997
				Indirect Charges debitable to Revenue Account as per Account No. 5 ..	12,954	2,215	15,169
				Total Charges ..	2,48,584	35,582	2,84,166
				Balance Net Revenue ..	—33,452	18,299	—15,153
GRAND TOTAL..	2,15,132	53,881	2,69,013	GRAND TOTAL..	2,15,132	53,881	2,69,013

N.B.—Construction Estimate closed on 31st March 1910—vide G.R. No. 872, dated 1st April 1910.

Completion Report approved in G.R. No. 443, dated 3rd March 1911.

Note.—Loss of Revenue due to concessions granted for wheat cultivation during the Rabi season 1916-17, vide G. R. No. A.I.-12327, dated 18th December 1917. Rs. 4,385.

## CHANKAPUR TANK.

## TANK PROJECT.

*No. 4.—Interest Account for, and to end of, 1923-24.*

	Amount Rs.		Amount Rs.
Total interest charges to end of 1922-23 .. .. .	10,50,404	Net Revenue realized to end of 1922-23 as per No. 3 ..	-3,345
Interest charges for the year 1923-24	69,044	Net Revenue realized during 1923-24 as per No. 3..	18,299
On Rs. 18,41,062 outlay to end of the year 1916-17 at the average rate 3.3252 per cent. Rs. 61,219		Total Net Revenue realized to end of the year as per No. 3 .. .. .	-15,153
On subsequent outlay Rs. 1,37,501 (from 1917-18 to 1922-23 and half of 1923-24 at the average rate 5.69 per cent.) ..Rs. 7,825		Balance net interest charges ..	11,34,601
Total ..	11,19,448	Total ..	11,19,448

*No. 5.—Account of Indirect Charges for, and to end of, year 1923-24.*

Particulars.	Previous.	1923-24.	Total.	Particulars.	Previous.	1923-24.	Total.
	Rs.	Rs.	Rs.				
<b>CAPITAL ACCOUNT.</b>				<b>REVENUE ACCOUNT.</b>			
1. Capitalized abatement of Land Revenue ..	20,010	23	20,033	1. Capitalized abatement of Land Revenue ..	..	..	..
2. Leave and Pension Allowances ..	47,634	184	47,818	2. Leave and Pension Allowances ..	12,683	2,059	14,742
3. Audit and Accounts Establishment ..	369	48	417	3. Audit and Accounts Establishment ..	271	156	427
Total ..	68,013	255	68,268	Total ..	12,954	2,215	15,169

## CHANKAPUR TANK.

## TANK PROJECT.

No. 6.—Statement comparing Capital Cost to end of 1923-24 with sanctioned Estimates.

Particulars.	Charges against closed sanctions.			Current sanctions.			Total charges to date against old and current sanctions.
	Expenditure against construction estimate.	Expenditure against open capital sanctions.	Total.	Charges to date.	Amount of sanctioned estimate.	Unspent balance of estimate.	
1	2	3	4	5	6	7	8
	Rs.	Rs.	Rs.	Rs.	Rs.	Rs.	Rs.
<b>DIRECT CHARGES.</b>							
Works .. ..	12,04,069	3,81,623	15,85,692	..	..	..	15,85,692
Establishment ..	2,51,351	85,645	3,36,996	..	..	..	3,36,996
Tools and Plant ..	62,947	—1,808	61,139	..	..	..	61,139
Total ..	15,18,367	4,65,460	19,83,827	..	..	..	19,83,827
Less—Receipts on Capital Account ..	2,132	..	2,132	..	..	..	2,132
Net Total ..	15,16,235	4,65,460	19,81,695	..	..	..	19,81,695
<b>INDIRECT CHARGES.</b>							
Capitalized abatement of Land Revenue ..	16,235	3,798	20,033	..	..	..	20,033
Leave and Pension Allowances ..	35,829	11,989	47,818	..	..	..	47,818
Audit and Accounts Establishment ..	..	417	417	..	..	..	417
Total ..	52,064	16,204	68,268	..	..	..	68,268
<b>GRAND TOTAL ..</b>	<b>15,68,299</b>	<b>4,81,664</b>	<b>20,49,963</b>	<b>..</b>	<b>..</b>	<b>..</b>	<b>20,49,963</b>

## PRAVARA RIVER WORKS—LAKH CANAL.

## CANAL PROJECT.

No. 3.—Revenue Account for, and to end of, 1923-24.

Receipts.	TOTAL.			Charges.	TOTAL.		
	Previous.	1923-24.	Total.		Previous.	1923-24.	Total.
	Rs.	Rs.	Rs.		Rs.	Rs.	Rs.
<b>I.—DIRECT RECEIPTS.</b>				<b>I.—EXTENSIONS AND IMPROVEMENTS.</b>			
1. Water-rates from Irrigation ..	64,817	964	65,781	1. Head Works ..	629	..	629
3. Sales of water ..	59	..	59	2. Main Canals and Branches ..	500	138	638
5. Plantations ..	16,104	185	17,231				
6. Other canal produce ..		942					
9. Rents of buildings ..	92	..	92	Total ..	1,129	138	1,267
10. Fines ..	273	..	273	<b>II.—MAINTENANCE AND REPAIRS.</b>			
11. Miscellaneous receipts ..	711	..	711	1. Head Works ..	11,118	303	11,421
Total ..	82,056	2,091	84,147	2. Main Canals and Branches ..	1,47,398	1,246	1,48,644
				3. Distributaries..	5,750	77	5,827
				Total ..	1,64,266	1,626	1,65,892
<b>II.—INDIRECT RECEIPTS.</b>				<b>IV.—ESTABLISHMENT.</b>			
Irrigation share of Land Revenue collected in the Civil Department ..	..	..	..	1 & 2. Direction and Accounts ..	1,59,724	1,669	1,61,393
Revenue for Galper land treated as Land Revenue, vide G.R. No. 1829, dated 23rd Nov. 1893 ..	7,101	225	7,326	3. Executive ..			
Total ..	7,101	225	7,326	Total ..	1,59,724	1,669	1,61,393
<b>Total Receipts ..</b>	<b>89,157</b>	<b>2,316</b>	<b>91,473</b>	<b>V.—TOOLS AND PLANT ..</b>	<b>3,103</b>	<b>50</b>	<b>3,153</b>
<b>Carried over ..</b>	<b>89,157</b>	<b>2,316</b>	<b>91,473</b>	<b>Carried over ..</b>	<b>3,28,222</b>	<b>3,483</b>	<b>3,31,705</b>



ADMINISTRATIVE ACCOUNTS FOR THE YEAR 1923-24. 341

PRAVARA RIVER WORKS—LAKH CANAL.

CANAL PROJECT.

No. 3.—Revenue Account for, and to end of, 1923-24.

Receipts.	TOTAL.			Charges.	TOTAL.		
	Previous.	1923-24.	Total.		Previous.	1923-24.	Total.
	Rs.	Rs.	Rs.		Rs.	Rs.	Rs.
Brought forward ..	89,157	2,316	91,473	Brought forward ..	3,28,222	3,483	3,31,705
				VI.—REFUNDS OF REVENUE..	116	..	116
				Total ..	3,28,338	3,483	3,31,821
				Share of collection charges in the Civil Department.	3,960	71	4,031
				Total Direct Charges	3,32,298	3,554	3,35,852
				Indirect Charges debitable to Revenue Account as per Account No. 5 ..	24,090	252	24,342
				Total Charges ..	3,56,388	3,806	3,60,194
				Balance Net Revenue ..	—2,67,231	—1,490	—2,68,721
GRANDTOTAL..	89,157	2,316	91,473	GRAND TOTAL..	89,157	2,316	91,473

N.B.—Last Capital Account detailed in the Administrative Accounts for 1894-95.

Construction estimate closed on 31st March 1894—vide G.R. No. 1707, dated 2nd November 1894, Completion report approved in G.R. No. 87, dated 20th January 1896 and No. 1187, dated 17th August 1896.

Note.—Loss of revenue due to concessions granted for wheat cultivation during the Rabi season 1916-17—vide G.R. No. A.I.-12327, dated 18th December 1917—Rs. 250.

## PRAVARA RIVER WORKS—LAKH CANAL.

## CANAL PROJECT.

## No. 4.—Interest Account for, and to end of, 1923-24.

	Amount Rs.		Amount Rs.
Total interest charges to end of 1922-23 .. ..	7,28,518	Net Revenue realized to end of 1922-23 as per No. 3 .. ..	-2,67,231
Interest charges for the year 1923-24 .. ..	11,720	Net Revenue realized during 1923-24 as per No. 3 .. ..	-1,490
On Rs. 3,52,446 outlay to end of the year 1916-17 at the average rate 3·3252 per cent.		Total Net Revenue realized to end of the year as per No. 3 .. ..	-2,68,721
Subsequent outlay Nil		Balance net interest charges .. ..	10,08,959
Total ..	7,40,238	Total ..	7,40,238

## No. 5.—Account of Indirect Charges for, and to end of, 1923-24.

Particulars.	Previous.	1923-24.	Total.	Particulars.	Previous.	1923-24.	Total.
	Rs.	Rs.	Rs.		Rs.	Rs.	Rs.
<b>CAPITAL ACCOUNT.</b>				<b>REVENUE ACCOUNT.</b>			
1. Capitalized abatement of Land Revenue .. ..	..	..	..	1. Capitalized abatement of Land Revenue .. ..	..	..	..
2. Leave and Pension Allowances .. ..	..	..	..	2. Leave and Pension Allowances .. ..	24,018	234	24,252
3. Audit and Accounts Establishment .. ..	..	..	..	3. Audit and Accounts Establishment .. ..	72	18	90
Total ..	..	..	..	Total ..	24,090	252	24,342

## GODAVARI CANAL.

## CANAL PROJECT.

No. 2.—Capital Account for, and to end of, 1923-24.

Heads of Account.	Direct Charges.			Cost of Construction as now estimated. (Construction estimate closed on 31st Mar. 1916).	Expenditure against closed estimates.
	Previous.	1923-24.	Total.		
<b>I.—WORKS.</b>	Rs.	Rs.	Rs.	Rs.	Rs.
<b>(1) HEAD WORKS.</b>					
A. Preliminary Expenses ..	5,480	..	5,480	5,460	5,480
B. Land .. ..	9,49,617	—8,423	9,41,194	9,17,341	9,15,341
C. Works .. ..	32,30,861	515	32,31,376	32,46,203	32,13,451
K. Buildings .. ..	51,463	..	51,463	42,777	42,777
O. Miscellaneous .. ..	152	..	152	152	152
P. Maintenance .. ..	18,007	..	18,007	18,007	18,007
<b>Total Head Works ..</b>	<b>42,55,580</b>	<b>—7,908</b>	<b>42,47,672</b>	<b>42,29,960</b>	<b>41,95,208</b>
<b>(2) MAIN CANALS AND BRANCHES.</b>					
A. Preliminary Expenses ..	29,652	..	29,652	29,652	29,652
B. Land .. ..	1,07,788	..	1,07,788	1,06,806	1,06,542
D. Regulators .. ..	29,752	..	29,752	30,011	28,177
F. River and hill torrent works ..	11,01,009	..	11,01,009	11,04,340	10,86,087
G. Bridges .. ..	1,07,162	3,099	1,10,261	1,14,449	99,113
H. Escapes .. ..	20,437	..	20,437	20,431	18,989
K. Buildings .. ..	1,94,855	11,803	2,06,658	2,17,015	1,92,664
L. Earth-work .. ..	17,66,609	400	17,67,009	17,62,178	17,35,594
M. Plantations .. ..	8,907	..	8,907	8,907	8,907
O. Miscellaneous .. ..	15,350	..	15,350	12,680	12,680
P. Maintenance .. ..	16,033	..	16,033	16,318	15,318
<b>Total Main Canals and Branches ..</b>	<b>33,97,554</b>	<b>15,302</b>	<b>34,12,856</b>	<b>34,22,787</b>	<b>33,33,723</b>
<b>(3) DISTRIBUTARIES.</b>					
A. Preliminary Expenses ..	12,030	606	12,636	13,483	8,762
B. Land .. ..	28,063	..	28,063	30,081	26,513
C. Works .. ..	1,11,137	..	1,11,137	1,10,729	1,00,642
L. Earth-work .. ..	1,74,380	..	1,74,380	1,73,917	1,73,319
O. Miscellaneous .. ..	2,09,157	..	2,09,157	2,04,266	1,65,968
<b>Total Distributaries ..</b>	<b>5,34,767</b>	<b>606</b>	<b>5,35,373</b>	<b>5,32,476</b>	<b>4,75,204</b>
<b>Carried over ..</b>	<b>81,87,901</b>	<b>8,000</b>	<b>81,95,901</b>	<b>81,85,223</b>	<b>80,04,135</b>

## GODAVARI CANAL.

## CANAL PROJECT.

No. 2.—Capital Account for, and to end of, 1923-24.

Heads of Account.	Direct Charges.			Cost of construction as now estimated. (Construction estimate closed on 31st Mar. 1892).	Expenditure against closed estimate.
	Previous.	1923-24.	Total.		
1	2	3	4	5	6
Brought forward..	Rs. 81,87,901	Rs. 8,000	Rs. 81,95,901	Rs. 81,85,223	Rs. 80,04,135
Liabilities on completed works ..	..	..	..	3,967	..
Total I.—Works ..	81,87,901	8,000	81,95,901	81,89,190	80,04,135
II.—ESTABLISHMENT.					
2. Direction and Accounts ..	} 13,31,886	2,197	13,34,083	13,04,675	12,69,074
3. Executive ..					
Total Establishment ..	13,31,886	2,197	13,34,083	13,04,675	12,69,074
III.—TOOLS AND PLANT ..	2,26,974	225	2,27,199	2,27,196	2,24,714
IV.—Suspense Accounts ..	..	..	..	2,245	2,245
Grand Total ..	97,46,761	10,422	97,57,183	97,23,306	95,00,168
V.—Les.—Receipts on Capital Account.	2,026	..	2,026	2,026	2,026
Net Outlay ..	97,44,735	10,422	97,55,157	97,21,280	94,98,142
<i>Apportionment.</i>					
Chargeable to 35—Construction of Protective Irrigation Works ..	96,67,046	..	96,67,046	} 97,21,280	94,98,142
Chargeable to 55—Construction of Irrigation Works—Provisional ..	77,689	10,422	88,111		
Total ..	97,44,735	10,422	97,55,157	97,21,280	94,98,142

GODAVARI CANAL.

CANAL PROJECT.

No. 3.—Revenue Account for, and to end of, 1923-24.

Receipts.	TOTAL.			Charges.	TOTAL.		
	Previous.	1923-24.	Total.		Previous.	1923-24.	Total.
	Rs.	Rs.	Rs.		Rs.	Rs.	Rs.
<b>I.—DIRECT RECEIPTS.</b>				<b>I.—EXTENSIONS AND IMPROVEMENTS.</b>			
1. Water-rates from Irrigation ..	32,91,145	5,41,160	38,32,305	1. Head Works ..	13,325	1,067	14,392
2. Sales of Water..	17,591	4,542	22,133	2. Main Canals and Branches ..	56,808	633	57,441
3. Water-sup ply of towns ..	3,233	..	3,233	3. Distributaries .	5,461	923	6,384
4. Plantations ..	3,159	265	3,424				
5. Other canal produce ..	5,598	1,174	6,772	<b>Total ..</b>	<b>75,594</b>	<b>2,623</b>	<b>78,217</b>
6. Navigation ..	78	24	102				
7. Rents of . build-ings ..	4,817	1,341	6,158	<b>II.—MAINTENANCE AND REPAIRS.</b>			
8. Fines ..	5,516	1,497	7,013	1. Head Works ..	1,11,696	10,986	1,22,682
9. Miscellane o u s receipts ..	88,940	8,515	97,455	2. Main Canals and Branches ..	6,68,782	71,917	7,40,699
10. Deduct — Re-funds ..	1,222	2,077	3,299	3. Distributaries .	99,990	26,172	1,26,162
<b>Total ..</b>	<b>34,18,855</b>	<b>5,56,441</b>	<b>39,75,296</b>	<b>Total ..</b>	<b>8,80,468</b>	<b>1,09,075</b>	<b>9,89,543</b>
				<b>III.—COMPENSA-TION,</b>			
<b>II.—INDIRECT RECEIPTS.</b>				<b>IV.—ESTABLISH-MENT.</b>			
Irrigation share of Land Revenue collected in the Civil Department.	..	..	..	1 & 2. Direction and Accounts ..	6,23,037	1,05,609	7,28,646
				<b>Total ..</b>	<b>6,23,037</b>	<b>1,05,609</b>	<b>7,28,646</b>
<b>Total Receipts ..</b>	<b>34,18,855</b>	<b>5,56,441</b>	<b>39,75,296</b>	<b>V.—TOOLS AND PLANT</b>	<b>19,800</b>	<b>3,240</b>	<b>23,040</b>
<b>Carried over ..</b>	<b>34,18,855</b>	<b>5,56,441</b>	<b>39,75,296</b>	<b>Carried over ..</b>	<b>15,98,899</b>	<b>2,20,547</b>	<b>18,19,446</b>

## GODAVARI CANAL.

## CANAL PROJECT.

No. 3.—Revenue Account for, and to end of, 1923-24.

Receipts.	TOTAL.			Charges.	TOTAL.		
	Previous.	1923-24.	Total.		Previous.	1923-24.	Total.
	Rs.	Rs.	Rs.		Rs.	Rs.	Rs.
Brought forward ..	34,18,855	5,56,441	39,75,296	Brought forward ..	15,98,899	2,20,547	18,19,446
				VI.—REFUNDS OF REVENUE.	43,571	..	43,571
				Less receipts on Revenue Accounts	95	101	196
				Total ..	16,42,375	2,20,446	18,62,821
				Share of collection charges in the Civil Department.	1,68,090	27,426	1,95,516
				Total Direct Charges	18,10,465	2,47,872	20,58,337
				Indirect Charges debitable to Revenue Account as per Account No. 5 ..	89,554	15,902	1,05,456
				Total Charges ..	19,00,019	2,63,774	21,63,793
				Balance Net Revenue ..	15,18,836	2,92,667	18,11,503
GRAND TOTAL .	34,18,855	5,56,441	39,75,296	GRAND TOTAL.	34,18,855	5,56,441	39,75,296

N.B.—Construction estimate closed on 31st March 1916—vide G.O. No. A.I.—3470, dated 28th March 1916.

Note.—Loss of Revenue due to concessions granted for wheat cultivation during the Rabi season 1916-17—vide G.R. No. A.I.—12327, dated 18th December 1917—Rs. 31,760.

GODAVARI CANAL.

CANAL PROJECT.

No. 4.—Interest Account for, and to end of, 1923-24.

	Amount. Rs.		Amount. Rs.
Total interest charges to end of 1922-23 .. ..	40,23,201	Net Revenue realized to end of 1922-23 as per No. 3 ..	15,18,836
Interest charges for the year 1923-24 .. ..	3,29,618	Net Revenue realized during 1923-24 as per No. 3 .. ..	2,92,667
On Rs. 95,21,042 outlay to end of the year 1916-17 at the average rate 3.3252 per cent... 3,16,594		Total Net Revenue realized to end of the year as per No. 3 .. ..	18,11,503
On subsequent outlay Rs. 2,28,904 at the average rate 5.69 per cent. .. .. 13,024		Balance net interest charges ..	25,41,316
Total ..	43,52,819	Total ..	43,52,819

No. 5.—Account of Indirect Charges for, and to end of, year 1923-24.

Particulars.	Previous.	1923-24.	Total.	Particulars.	Previous.	1923-24.	Total.
	Rs.	Rs.	Rs.		Rs.	Rs.	Rs.
<b>CAPITAL ACCOUNT.</b>				<b>REVENUE ACCOUNT.</b>			
1. Capitalized abatement of Land Revenue ..	3,11,151	175	3,11,326	1. Capitalized abatement of Land Revenue ..	..	..	..
2. Leave and Pension Allowances ..	1,86,461	308	1,86,769	2. Leave and Pension Allowances..	87,223	14,785	1,02,008
3. Audit and Accounts Establishment ..	603	80	683	3. Audit and Accounts Establishment ..	2,331	1,117	3,448
Total ..	4,98,215	563	4,98,778	Total ..	554	15,902	1,05,456

## GODAVARI CANAL.

## CANAL PROJECT.

No. 6.—Statement comparing Capital Cost to end of 1923-24 with sanctioned Estimates.

Particulars.	Charges against closed sanctions.			Current sanctions.			Total charges to date against old and current sanctions.
	Expenditure against construction estimate.	Expenditure against open capital sanctions.	Total.	Charges to date.	Amount of sanctioned estimate.	Unspent balance of estimate.	
1	2	3	4	5	6	7	8
<b>DIRECT CHARGES.</b>	Rs.	Rs.	Rs.	Rs.	Rs.	Rs.	Rs.
Works ..	78,92,733	1,11,402	80,04,135	1,91,766	1,85,055	—6,711	81,95,901
Establishment ..	12,40,613	28,461	12,69,074	65,009	35,601	—29,408	13,34,083
Tools and Plant ..	2,21,997	2,717	2,24,714	2,485	2,482	—3	2,27,199
Suspense Account ..	2,245	..	2,245	—2,245	..	2,245	..
Total ..	93,57,588	1,42,580	95,00,168	2,57,015	2,23,138	—33,877	97,57,183
Less—Receipts on Capital Account ..	2,026	..	2,026	..	..	..	2,026
Net Total ..	93,55,562	1,42,580	94,98,142	2,57,015	2,23,138	—33,877	97,55,157
<b>INDIRECT—CHARGES.</b>							
Capitalized abatement of Land Revenue ..	3,07,005	..	3,07,005	4,321	5,867	1,546	3,11,326
Leave and Pension Allowances ..	1,73,684	3,984	1,77,668	9,101	4,985	—4,116	1,86,769
Audit and Accounts ..	..	538	538	145	218	73	683
Total ..	4,80,689	4,522	4,85,211	13,567	11,070	—2,497	4,98,778
<b>GRAND TOTAL ..</b>	<b>98,36,251</b>	<b>1,47,102</b>	<b>99,83,353</b>	<b>2,70,582</b>	<b>2,34,208</b>	<b>—36,374</b>	<b>1,02,53,935</b>

Extract Paragraph 1 of Government of India (P.W.D.) letter No. 594-I., dated 31st October 1917 communicated under

G.M. (P.W.D.) No. 1—109, dated 5th January 1918	..	..	Rs. 2,00,549
G.R. (P.W.D.) No. 5085, dated 13th May 1918	..	..	4,641
Do. No. 10321, dated 24th August 1918	..	..	1,362
Do. No. 3241, dated 8th October 1923	..	..	13,546
Do. No. 2992, dated 12th November 1923	..	..	14,110
Total ..	..	..	2,34,208



PRAVARA RIVER CANAL.

CANAL PROJECT.

No. 2.—Capital Account for, and to end of, 1923-24.

Heads of Account.	Direct Charges.			Cost of Construction as now estimated.	Expenditure against closed estimates.
	Previous.	1923-24.	Total.		
1	2	3	4	5	6
<b>I.—WORKS.</b>					
<b>(1) HEAD WORKS.</b>					
A. Preliminary Expenses ..	Rs. 5,649	Rs. ..	Rs. 5,649	Rs. 7,834	
B. Land .. ..	87,555	2,519	90,074	1,10,512	
C. Works .. ..	51,31,535	3,78,960	55,10,495	56,31,711	
K. Buildings .. ..	84,399	10,205	94,604	98,965	
O. Miscellaneous .. ..	1,47,668	26,344	1,74,012	1,89,274	
P. Maintenance .. ..	60,101	5,718	65,819	90,795	
<b>Total Head Works ..</b>	<b>55,16,907</b>	<b>4,23,746</b>	<b>59,40,653</b>	<b>61,29,091</b>	
<b>(2) MAIN CANALS AND BRANCHES.</b>					
A. Preliminary Expenses ..	12,760	..	12,760	13,677	
B. Land .. ..	62,454	201	62,655	84,787	
D. Regulators .. ..	50,014	..	50,014	50,350	
E. Falls and Weirs .. ..	15,649	..	15,649	15,648	
F. River and hill torrent works ..	4,77,748	..	4,77,748	4,77,750	
G. Bridges .. ..	1,10,135	..	1,10,135	1,10,146	
H. Escapes .. ..	20,160	..	20,160	20,161	
K. Buildings .. ..	2,38,053	65,940	3,03,993	4,28,523	
L. Earth-work .. ..	15,88,877	..	15,88,877	15,90,908	
M. Plantations .. ..	78,746	6,372	85,118	1,06,203	
O. Miscellaneous .. ..	31,600	852	32,452	35,203	
P. Maintenance .. ..	34,219	..	34,219	38,341	
<b>Total Main Canals and Branches ..</b>	<b>27,20,415</b>	<b>73,365</b>	<b>27,93,780</b>	<b>29,71,697</b>	
<b>(3) DISTRIBUTARIES.</b>					
A. Preliminary Expenses ..	11,523	..	11,523	15,969	
B. Land .. ..	66,856	13,125	79,981	94,319	
C. Works .. ..	2,91,528	—2,699	2,88,829	4,22,058	
L. Earth-work .. ..	1,96,530	4,560	2,01,090	..	
O. Miscellaneous .. ..	3,20,002	412	3,20,414	6,47,433	
P. Maintenance .. ..	1,050	625	1,675	..	
<b>Total Distributaries ..</b>	<b>8,87,489</b>	<b>16,023</b>	<b>9,03,512</b>	<b>11,79,779</b>	
<b>Carried over ..</b>	<b>91,24,811</b>	<b>5,13,134</b>	<b>96,37,945</b>	<b>1,02,80,567</b>	

## PRAVARA RIVER CANAL.

## CANAL PROJECT.

No. 2.—Capital Account for, and to end of, 1923-24.

Heads of Account.	Direct Charges.			Cost of Construction as now estimated.	Expenditure against closed estimates.
	Previous.	1923-24.	Total.		
1	2	3	4	5	6
Brought forward ..	Rs. 91,24,811	Rs. 5,13,134	Rs. 96,37,945	Rs. 1,02,80,567	Rs.
(5) WATER COURSES.					
C. Works .. ..	39,415	40,053	79,468	..	
L. Earth-work .. ..	21,323	33,591	54,914	..	
O. Miscellaneous .. ..	33,118	20,698	53,816	..	
P. Maintenance .. ..	112	4,467	4,579	..	
Total Water Courses ..	93,968	98,809	1,92,777	..	
Special Tools and Plant ..	5,37,895	—6,118	5,31,777	4,06,135	
Total I.—Works ..	97,56,674	6,05,825	1,03,62,499	1,06,86,702	
II. ESTABLISHMENT.					
1 and 2. Direction and Accounts ..	} 22,65,478	1,66,314	24,31,792	24,04,508	
3. Executive .. ..					
Total Establishment ..	22,65,478	1,66,314	24,31,792	24,04,508	
III. TOOLS AND PLANT ..	2,82,127	17,325	2,99,452	3,20,601	
IV. Suspense Accounts ..	4	7	11	..	
Grand Total ..	1,23,04,283	7,89,471	1,30,93,754	1,34,11,811	
V—Less—Receipts on Capital Account ..	15,712	12,971	28,683	9,320	
Net Outlay ..	1,22,88,571	7,76,500	1,30,65,071	1,34,02,491	
Apportionment.					
Chargeable to 35—Construction of Protective Irrigation Works—Imperial ..	96,49,879	..	96,49,879	} 1,34,02,491	
Chargeable to 43—Minor Works and Navigation .. ..	22,623	..	22,623		
Chargeable to 43—Famine Relief ..	5,13,868	..	5,13,868		
Chargeable to 55—Construction of Irrigation Works—Provincial ..	21,02,201	7,76,500	28,78,701		
Total ..	1,22,88,571	7,76,500	1,30,65,071	1,34,02,491	

PRAVARA RIVER.

CANAL PROJECT.

No. 3.—Revenue Account for, and to end of, 1923-24.

Receipts.	TOTAL.			Charges.	TOTAL.		
	Previous.	1923-24.	Total.		Previous.	1923-24.	Total.
	Rs.	Rs.	Rs.		Rs.	Rs.	Rs.
<b>I.—DIRECT RECEIPTS.</b>				<b>I.—EXTENSIONS AND IMPROVEMENTS.</b>			
1. Water-rates from Irrigation ..	2,18,508	1,10,776	3,29,284				
3. Sales of water ..	169	36	205	2. Main Canals and Branches ..	5,498	990	6,488
5. Plantations ..	6,538	2,378	8,916				
6. Other canal produce ..	1,467	174	1,641	Total ..	5,498	990	6,488
9. Rents of buildings ..	791	13	804				
10. Fines ..	299	1	300	<b>II.—MAINTENANCE AND REPAIRS.</b>			
11. Miscellaneous receipts ..	3,028	442	3,470	1. Head Works ..	..	5	5
12. Deduct refunds ..	..	210	210	2. Main Canals and Branches ..	1,41,742	25,666	1,67,408
				3. Distributaries	14,892	4,171	19,063
Total ..	2,30,800	1,13,610	3,44,410	Total ..	1,56,634	29,842	1,86,476
				<b>IV.—ESTABLISHMENT.</b>			
<b>II.—INDIRECT RECEIPTS.</b>				1 & 2. Direction and Accounts ..	1,07,828	29,151	1,36,97
Irrigation share of Land Revenue collected in the Civil Department.	..	..	..				
				Total ..	1,07,828	29,151	1,36,979
Total Receipts ..	2,30,800	1,13,610	3,44,410	<b>V.—TOOLS AND PLANT</b>	3,530	885	4,415
Carried over ..	2,30,800	1,13,610	3,44,410	Carried over ..	2,73,490	60,868	3,34,358

352 PUBLIC WORKS DEPARTMENT, IRRIGATION BRANCH.

PRAVARA RIVER.

CANAL PROJECT.

No. 3.—Revenue Account for, and to end of, 1923-24.

Receipts.	TOTAL.			Charges.	TOTAL.		
	Previous.	1923-24.	Total.		Previous.	1923-24.	Total.
Brought forward..	2,30,800	1,13,610	3,44,410	Brought forward..	Rs. 2,73,490	Rs. 60,868	Rs. 3,34,358
				VI.—REFUNDS OF REVENUE.	462	..	462
				Less receipts on Revenue Account.	..	19	19
				Total ..	2,73,952	60,849	3,34,801
				Share of collection charges in the Civil Department.	10,936	5,539	16,475
				Total Direct charges.	2,84,888	66,388	3,51,276
				Indirect Charges debitable to Revenue Account as per No. 5 ..	15,513	4,389	19,902
				Total Charges ..	3,00,401	70,777	3,71,178
				Balance Net Revenue ..	—69,601	42,833	—26,768
GRAND TOTAL.	2,30,800	1,13,610	3,44,410	GRAND TOTAL.	2,30,800	1,13,610	3,44,410

Note.—Loss of revenue due to concessions granted for wheat cultivation during the Rabi season 1916-17—vide G.R. No. A.I.—12327, dated 18th December 1917—Rs. 732.

PRAVARA RIVER CANAL.

CANAL PROJECT.

No. 4.—Interest Account for, and to end of, 1923-24.

	Amount Rs.		Amount Rs.
Total interest charges to end of 1922-23 .. ..	30,13,530	Net Revenue realized to end of 1922-23 as per No. 3 ..	—69,601
Interest charges for the year 1923-24 .. ..	5,66,567	Net Revenue realized during 1923-24 as per No. 3 ..	42,833
On Rs. 65,43,657 outlay to end of the year 1916-17 at the average rate 3.3252 per cent., Rs. 2,17,590		Total Net Revenue realized to end of the year as per No. 3 .. ..	—26,768
On subsequent outlay .. .., 3,48,977		Balance net interest charges ..	36,06,865
	5,66,567		
Total ..	35,80,097	Total ..	35,80,097

No. 5.—Account of Indirect Charges for, and to end of, 1923-24.

Particulars.	Previous.	1923-24.	Total.	Particulars.	Previous.	1923-24.	Total.
	Rs.	Rs.	Rs.		Rs.	Rs.	Rs.
<b>CAPITAL ACCOUNT.</b>				<b>REVENUE ACCOUNT.</b>			
1. Capitalized abatement of Land Revenue ..	66,531	3,141	69,672	1. Capitalized abatement of Land Revenue ..	..	..	..
2. Leave and Pension Allowances ..	3,17,167	23,284	3,40,451	2. Leave and Pension Allowances ..	15,097	4,081	19,178
3. Audit and Accounts Establishment ..	16,355	6,068	22,413	3. Audit and Accounts Establishment ..	416	308	724
Total ..	4,00,053	32,483	4,32,536	Total ..	15,513	4,389	19,902

## PRAVARA RIVER CANAL.

## CANAL PROJECT.

No. 6.—Statement comparing Capital Cost to end of 1923-24 with sanctioned Estimates.

Particulars.	Charges against closed sanctions.			Current Sanctions.			Total charges to date against old and current sanctions.
	Expenditure against construction Estimate.	Expenditure against open capital sanctions.	Total.	Charges to date.	Amount of sanctioned Estimate.	Unspent balance of Estimate.	
	2	3	4	5	6.	7	8
<b>DIRECT CHARGES.</b>	Rs.	Rs.	Rs.	Rs.	Rs.	Rs.	Rs.
Works ..	..	..	..	1,03,62,499	1,06,86,702	3,24,203	103,62,499
Establishment ..	..	..	..	24,31,792	24,04,508	—27,284	24,31,792
Tools and Plant ..	..	..	..	2,99,452	3,20,601	21,149	2,99,452
Suspense Accounts ..	..	..	..	11	..	—11	11
Total ..	..	..	..	130,93,754	134,11,811	3,18,057	130,93,754
Less—Receipts on Capital Account ..	..	..	..	28,683	9,320	—19,363	28,683
Net Total ..	..	..	..	130,65,071	134,02,491	3,37,420	130,65,071
<b>INDIRECT CHARGES.</b>							
Capitalized abatement of Land Revenue ..	..	..	..	69,672	3,10,343	2,40,671	69,672
Leave and Pension Allowances ..	..	..	..	3,40,451	3,36,632	—3,819	3,40,451
Audit and Accounts Establishment ..	..	..	..	22,413	..	—22,413	22,413
Total ..	..	..	..	4,32,536	6,46,975	2,14,439	4,32,536
<b>GRAND TOTAL ..</b>	..	..	..	1,34,97,607	140,49,466	5,51,859	134,97,607

Second Revised estimate for the Pravara River Canal Project as sanctioned by the Secretary of State communicated in Government of India's No. 1711 of 24th June 1922, vide Government Resolution No. 2215, dated 30th October 1922, Rs. 1,50,83,481.

*Deduct*—Estimate of the undermentioned works, as their separate accounts have been prepared as one account for the whole project has been kept in abeyance pending the new project is completed sufficiently to give water to the other canals, vide Government of India's No. 1951-I of 18th September 1908, communicated in Government Resolution No. 2721 of 20th October 1908 :—

	Rs.
Maladevi Tank ..	3,14,574
Pravara Left Bank Canal ..	3,47,550
Lakh Canal ..	3,71,891
	10,34,015
Net amount shown in this account	1,40,49,466

PARSUL TANK.

TANK PROJECT.

No. 3.—Revenue Account for, and to end of, 1923-24.

Receipts.	TOTAL.			Charges.	TOTAL.						
	Previous.	1923-24.	Total.		Previous.	1923-24.	Total.				
<b>I.—DIRECT RECEIPTS.</b>	Rs.	Rs.	Rs.	<b>I.—EXTENSIONS AND IMPROVEMENTS.</b>	Rs.	Rs.	Rs.				
1. Water rates from Irrigation ..	91,217	1,310	92,527	1. Head Works ..	3,707	..	3,707				
5. Plantations ..	691	..	786	Total ..	3,707	..	3,707				
6. Other canal produce ..		95									
7. Water power ..	1,199	..	1,199					<b>II.—MAINTENANCE AND REPAIRS.</b>	9,383	648	10,031
9. Rents of buildings ..	1	..	1								
10. Fines ..	22	2	24	1. Head Works ..	16	..	16				
11. Miscellaneous receipts ..	538	35	573	2. Main Canals and Branches ..	4,246	..	4,246				
Total ..	93,668	1,442	95,110	Total ..	13,645	648	14,293				
<b>II.—INDIRECT RECEIPTS.</b>	.			<b>IV.—ESTABLISHMENT.</b>							
Irrigation share of Land Revenue collected in the Civil Department.	..	..	..	1 & 2. Direction and Accounts ..	23,861	613	24,474				
				3. Executive ..							
Total ..	..	..	..	Total ..	23,861	613	24,474				
Total Receipts ..	93,668	1,442	95,110	<b>V.—TOOLS AND PLANT</b>	994	18	1,012				
Carried over ..	93,668	1,442	95,110	Carried over ..	42,207	1,279	43,486				

## PUBLIC WORKS DEPARTMENT, IRRIGATION BRANCH.

## PARSUL TANK.

## TANK PROJECT.

No. 3.—Revenue Account for, and to end of, 1923-24.

Receipts.	TOTAL.			Charges.	TOTAL.		
	Previous.	1923-24.	Total.		Previous.	1923-24.	Total.
	Rs.	Rs.	Rs.		Rs.	Rs.	Rs.
Brought forward ..	93,668	1,442	95,110	Brought forward..	42,207	1,279	43,486
				VI.—REFUNDS OF REVENUE ..	177	..	177
				Total ..	42,384	1,279	43,663
				Share of collection charges in the Civil Department.	4,562	66	4,628
				Total Direct Charges	46,946	1,345	48,291
				Indirect Charges debitable to Revenue Account as per Account No. 5 ..	3,349	92	3,441
				Total Charges ..	50,295	1,437	51,732
				Balance Net Revenue ..	43,373	5	43,378
GRAND TOTAL .	93,668	1,442	95,110	GRAND TOTAL .	93,668	1,442	95,110

*N.B.*—Last Capital Account detailed in the Administrative Accounts for 1897-98.

Construction Estimate closed on 31st March 1896—*vide* G.R. No. 396, dated 14th March 1896.

Completion Report approved in G.R. No. 241, dated 17th January 1896.

*Note.*—Loss of revenue due to concessions granted for wheat cultivation during the Rabi season 1916-17, *vide* G.R. No. A.I.-12327, dated 18th December 1917—Rs. 637.



PARSUL TANK.

TANK PROJECT.

No. 4.—Interest Account for, and to end of, 1923-24.

	Amount Rs.		Amount Rs.
Total interest charges to end of 1922-23 .. ..	2,84,016	Net Revenue realized to end of 1922-23 as per No. 3 ..	43,373
Interest charges for the year 1923-24 .. ..	6,917	Net Revenue realized during 1923-24 as per No. 3 ..	5
On Rs. 2,08,007 outlay to end of the year 1916-1917 at the average rate 3.3252 per cent.		Total Net Revenue realized to end of the year as per No. 3 .. ..	43,378
		Balance net interest charges ..	2,47,555
Total ..	2,90,933	Total ..	2,90,933

No. 5.—Account of Indirect charges for, and to end of, 1923-24.

Particular.	Previous.	1923-24.	Total.	Particular.	Previous.	1923-24.	Total.
					Rs.	Rs.	Rs.
CAPITAL ACCOUNT.				REVENUE ACCOUNT.			
				1. Capitalized abatement of Land Revenue ..	..	..	..
				2. Leave and Pension Allowances ..	3,338	86	3,424
				3. Audit and Accounts Establishment ..	11	6	17
				Total ..	3,349	92	3,441

PRAVARA LEFT BANK CANAL.

CANAL PROJECT.

No. 3.—Revenue Account for, and to end of, 1923-24.

Receipts.	TOTAL.			Charges.	TOTAL.		
	Previous.	1923-1924.	Total.		Previous.	1923-1924.	Total.
<b>I.—DIRECT RECEIPTS.</b>	Rs.	Rs.	Rs.	<b>I.—EXTENSIONS AND IMPROVEMENTS.</b>			
1. Water-rates from Irrigation ..	4,67,102	2,20,022	6,87,124	1. Head Works ..	172	43	215
3. Sales of water ..	62	24	86	2. Main Canals and Branches ..	5,935	1,898	7,833
5. Plantations ..	24,439	299	25,131	Total ..	6,107	1,941	8,048
6. Other canal produce ..		393					
9. Rents of buildings ..	944	4	948	<b>II.—MAINTENANCE AND REPAIRS.</b>			
10. Fines ..	1,447	4	1,451	1. Head Works ..	3,486	813	4,299
11. Miscellaneous receipts ..	9,028	416	9,444	2. Main Canals and Branches ..	2,31,594	31,796	2,63,390
12. Deduct—Refunds	91	220	311	3. Distributaries ..	17,544	8,631	26,175
Total ..	5,02,931	2,20,942	7,23,873	Total ..	2,52,624	41,240	2,93,864
<b>II.—INDIRECT RECEIPTS.</b>				<b>III.—COMPENSATION.</b>			
Irrigation share of Land Revenue collected in the Civil Department	..	..	..	<b>IV.—ESTABLISHMENT.</b>			
Enhanced Land Revenue as per G.R. No. 275 dated 7th July 1880 ..	3,344	76	3,420	1 & 2. Direction and Accounts ..	2,36,839	40,827	2,77,666
				3. Executive ..			
Total ..	3,344	76	3,420	Total ..	2,36,839	40,827	2,77,666
Total Receipts ..	5,06,275	2,21,018	7,27,293	<b>V.—TOOLS AND PLANT</b>	5,524	1,214	6,738
Carried over	5,06,275	2,21,018	7,27,293	Carried over ..	5,01,094	85,222	5,86,316

ADMINISTRATIVE ACCOUNTS FOR THE YEAR 1923-24. 359

PRAVARA LEFT BANK CANAL.

CANAL PROJECT.

No. 3.—Revenue Account for, and to end of, 1923-24.

Receipts.	TOTAL.			Charges.	TOTAL.		
	Previous.	1923-1924.	Total.		Previous.	1923-1924.	Total.
	Rs.	Rs.	Rs.		Rs.	Rs.	Rs.
Brought forward ..	5,06,275	2,21,018	7,27,293	Brought forward ..	5,01,094	85,222	5,86,316
				VI.—REFUNDS OF REVENUE.	1,042	...	1,042
				Less receipts on Revenue Accounts ..	5	1	6
				Total ..	5,02,131	85,221	5,87,352
				Share of collection charges in the Civil Department .	23,729	11,000	34,729
				Total Direct Charges	5,25,860	96,221	6,22,081
				Indirect charges debitable to Revenue Account as per Account No. 5 ..	34,377	6,148	40,525
				Total Charges ..	5,60,237	1,02,369	6,62,606
				Balance Net Revenue ..	-53,962	1,18,649	64,687
GRAND TOTAL	5,06,275	2,21,018	7,27,293	GRAND TOTAL..	5,06,275	2,21,018	7,27,293

N.B.—Last Capital Account detailed in the Administrative Accounts for 1906-07, Construction estimate closed on 31st March 1893—vide G.R. No. 1411, dated 12th September 1893 Completion report approved in G. R. No. 1856, dated 9th December 1895.

## PRAVARA LEFT BANK CANAL.

## CANAL PROJECT.

## No. 4.—Interest Account for, and to end of, 1923-24.

	Amount Rs.		Amount Rs.
Total interest charges to end of 1922-23 .. ..	5,74,845	Net Revenue realized to end of 1922-23 as per No. 3 .. ..	—53,962
Interest charges for the year 1923-24 .. ..	10,784	Net Revenue realized during 1923-24 as per No. 3 .. ..	1,18,649
On Rs. 3,24,317 outlay to end of the year 1916-17 at the average rate 3.3252 per cent.		Total Net Revenue realized to end of the year as per No. 3 .. ..	64,687
		Balance net interest charges .. ..	5,20,942
Total ..	5,85,629	Total ..	5,85,629

## No. 3.—Revenue Account for, and to end of, 1923-24.

Particulars.	Previous.	1923-24.	Total.	Particular.	Previous.	1923-24.	Total.
					Rs.	Rs.	Rs.
CAPITAL ACCOUNT.				REVENUE ACCOUNT.			
1. Capitalized abatement of Land Revenue ..	..	..	..	1. Capitalised abatement of Land Revenue ..	6	..	6
2. Leave and Pension Allowances ..	..	..	..	2. Leave and Pension Allowances ..	33,794	5,716	39,510
3. Audit and Accounts Establishment ..	..	..	..	3. Audit and Accounts Establishment ..	577	432	1,009
Total ..	..	..	..	Total ..	34,377	6,148	40,525

## MUTHA CANAL INCLUDING MATOBA TANK.

## TANK PROJECT.

No. 2.—Capital Account for, and to end of, 1923-24. —

Heads of Account.	Direct Charges.			Cost of construction as now estimated (Construction estimate closed on 31st Mar. 1897).	Expenditure against closed estimates.
	Previous.	1923-24.	Total.		
1	2	3	4	5	6
<b>I.—WORKS.</b>	Rs.	Rs.	Rs.	Rs.	Rs.
<b>(1) HEAD WORKS.</b>					
A. Preliminary Expenses .. .. .	8,391	..	8,391	8,391	8,391
B. Land .. .. .	3,53,177	..	3,53,177	3,53,177	3,53,177
C. Masonry Works .. .. .	28,90,673	..	28,90,673	28,90,673	28,90,673
K. Buildings .. .. .	21,537	..	21,537	21,537	21,537
M. Plantations .. .. .	3,059	..	3,059	3,059	3,059
O. Miscellaneous .. .. .	820	..	820	820	820
P. Maintenance .. .. .	1,231	..	1,231	1,231	1,231
<b>Total, Head Works .. .. .</b>	<b>32,78,888</b>	<b>..</b>	<b>32,78,888</b>	<b>32,78,888</b>	<b>32,78,888</b>
<b>(2) MAIN CANALS AND BRANCHES.</b>					
A. Preliminary Expenses .. .. .	2,828	..	2,828	2,828	2,828
B. Land .. .. .	1,26,843	..	1,26,843	1,26,843	1,26,843
C(a). Regulators .. .. .	37,342	..	37,342	37,342	37,342
C(c). River and Hill Torrent Works ..	5,21,670	..	5,21,670	5,21,670	5,21,670
C(e). Bridges .. .. .	95,170	..	95,170	95,170	95,170
C(f). Escapes .. .. .	18,120	..	18,120	18,120	18,120
J. Mills .. .. .	56,415	..	56,415	56,415	56,415
K. Buildings .. .. .	10,111	..	10,111	10,111	10,111
L. Earth-work .. .. .	9,89,763	..	9,89,763	9,89,763	9,89,763
M. Plantations .. .. .	16,011	..	16,011	16,011	16,011
O. Miscellaneous .. .. .	1,868	..	1,868	1,868	1,868
P. Maintenance .. .. .	4,566	..	4,566	4,566	4,566
<b>Total Main Canals and Branches ..</b>	<b>18,80,707</b>	<b>..</b>	<b>18,80,707</b>	<b>18,80,707</b>	<b>18,80,707</b>
<b>(3) DISTRIBUTARIES.</b>					
A. Preliminary Expenses .. .. .	6,767	..	6,767	6,853	6,740
B. Land .. .. .	5,666	..	5,666	5,666	5,666
C. Masonry Works .. .. .	3,03,419	..	3,03,419	3,03,419	3,03,419
L. Earth-work .. .. .	73,961	..	73,961	73,961	73,961
M. Plantations .. .. .	407	..	407	407	407
O. Miscellaneous .. .. .	8,01,559	..	8,01,559	8,01,559	8,01,559
<b>Total Distributaries .. .. .</b>	<b>11,91,779</b>	<b>..</b>	<b>11,91,779</b>	<b>11,91,865</b>	<b>11,91,752</b>
<b>Carried over .. .. .</b>	<b>63,51,374</b>	<b>..</b>	<b>63,51,374</b>	<b>63,51,460</b>	<b>63,51,347</b>

362 PUBLIC WORKS DEPARTMENT, IRRIGATION BRANCH

MUTHA CANAL INCLUDING MATOBA TANK.

TANK PROJECT.

No. 2.—Capital Account for, and to end of, 1923–24.

Heads of Account.	Direct Charges.			Cost of construction as now estimated. (Construction estimate closed on 31st Mar. 1897).	Expenditure against closed estimates.
	Previous.	1923–24.	Total.		
1	2	3	4	5	6
Brought forward ..	Rs. 63,51,374	Rs. ..	Rs. 63,51,374	Rs. 63,51,460	Rs. 63,51,347
<b>(4) DRAINAGE AND PROTECTIVE WORKS.</b>					
B. Land .. .. .	7,328	..	7,328	7,328	7,328
L. Earth-work .. .. .	1,188	..	1,188	1,188	1,188
Total, Drainage and Protective Works..	8,516	..	8,516	8,516	8,516
Adjustment of previous outlay ..	-12,63,166	..	-12,63,166	-12,63,166	-12,63,166
Total I.—Works ..	50,96,724	..	50,96,724	50,96,810	50,96,697
<b>II. ESTABLISHMENT.</b>					
3. Executive .. .. .	11,44,735	..	11,44,735	11,44,756	11,44,731
4. Medical .. .. .	146	..	146	146	146
Departmental Charges ..	-1,01,947	..	-1,01,947	-1,01,947	-1,01,947
Total II.—Establishment ..	10,42,934	..	10,42,934	10,42,955	10,42,930
III.—TOOLS AND PLANT ..	1,18,446	..	1,18,446	1,18,448	1,18,446
IV.—SUSPENSE ACCOUNTS ..	-1,136	..	-1,136	-1,136	-1,136
Grand Total ..	62,56,968	..	62,56,968	62,57,077	62,56,937
V.—Less Receipts on Capital Account ..	12,328	..	12,328	12,328	12,328
Net Outlay ..	62,44,640	..	62,44,640	62,44,749	62,44,609
<i>Apportionment.</i>					
Chargeable to 49—Irrigation. ..	52,83,962	..	52,83,962	52,83,962	52,83,962
Chargeable to 43—Minor Works and Navigation .. .. .	9,60,678	..	9,60,678	9,60,787	9,60,647
Chargeable to 55—Construction of Irrigation Works .. .. .	..	..	..	..	..
Total ..	62,44,640	..	62,44,640	62,44,749	62,44,609

## MUTHA CANAL INCLUDING MATOBA TANK.

## TANK PROJECT.

No. 3.—Revenue Account for, and to end of, 1923-24.

Receipts.	TOTAL.			Charges.	TOTAL.		
	Previous.	1923-24.	Total.		Previous.	1923-24.	Total.
	Rs.	Rs.	Rs.		Rs.	Rs.	Rs.
<b>I.—DIRECT RECEIPTS</b>				<b>I.—EXTENSIONS AND IMPROVEMENTS.</b>			
1. Water-rates from Irrigation ..	72,30,188	2,57,828	74,88,016	1. Head Works ..	30,367	191	30,558
3. Sales of water ..	1,20,049	3,515	1,23,564	2. Main Canals and Branches ..	36,169	1,441	37,610
4. Water-supply of towns ..	50,82,608	53,521	51,36,129	3. Distributaries ..	85,031	..	85,031
5. Plantations ..	1,502	2,787	4,289	4. Drainage and Protective Works.	4,864	..	4,864
6. Other canal produce ..	1,55,390	7,969	1,63,359				
7. Water power ..	64,800	..	64,800				
8. Navigation ..	1,434	750	2,184	Total ..	1,56,431	1,632	1,58,063
9. Rents of buildings ..	5,377	78	5,455				
10. Fines ..	3,956	716	4,672	<b>II.—MAINTENANCE AND REPAIRS.</b>			
11. Miscellaneous receipts ..	2,18,673	1,721	2,20,394	1. Head Works ..	1,75,091	12,402	1,87,493
12. Deduct Refunds ..	2,099	589	2,688	2. Main Canals and Branches ..	8,63,824	40,943	9,04,767
Total ..	1,28,81,878	3,28,296	1,32,10,174	3. Distributaries ..	10,86,452	4,266	10,90,718
				4. Drainage and Protective Works ..	179	..	179
<b>II.—INDIRECT RECEIPTS.</b>				Total ..	21,25,546	57,611	21,83,157
Irrigation share of Land Revenue collected in the Civil Department ..	..	..	..				
Irrigation share on account of operations from the Canal vide Government Resolutions Nos. 1159 and 1539 dated respectively 28th June and 29th September 1892 ..	1,373	52	1,425	<b>III.—COMPENSATION</b> ..	494	..	494
Total ..	1,373	52	1,425	<b>IV.—ESTABLISHMENT.</b>			
				1 & 2. Direction and Accounts ..	16,61,314	56,013	17,17,327
Total ..	1,373	52	1,425	Total ..	16,61,314	56,013	17,17,327
<b>Total Receipts</b> ..	<b>1,28,83,251</b>	<b>3,28,348</b>	<b>1,32,11,599</b>	<b>V.—TOOLS AND PLANT</b> ..	<b>1,64,785</b>	<b>2,164</b>	<b>1,66,949</b>
Carried over ..	1,28,83,251	3,28,348	1,32,11,599	Carried over ..	41,08,570	1,17,420	42,25,990

## MUTHA CANAL INCLUDING MATOBA TANK.

## TANK PROJECT.

No. 3.—Revenue Account for, and to end of, 1923-24.

Charges	TOTAL.			Charged.	TOTAL.		
	Previous.	1923-24.	Total.		Previous.	1923-24.	Total.
	Rs.	Rs.	Rs.		Rs.	Rs.	Rs.
Brought forward ..	1,28,83,251	3,28,348	1,32,11,599	Brought forward ..	41,08,570	1,17,420	42,25,990
				Profit and Loss— VI—			
				REFUNDS OF REVENUE ..	53,448	..	53,448
				Suspense Account	—2,473	283	—2,190
				Less Recoveries on Revenue Accounts	3,047	499	3,546
				Total ..	41,56,498	1,17,204	42,73,702
				Share of collection charges in the Ci- vil Department ..	3,55,206	12,466	3,67,672
				Total Direct Charges	45,11,704	1,29,670	46,41,374
				Indirect Charges de- bitable to Reve- nue Account as per Account No. 5	2,38,490	8,434	2,46,924
				Total Charges ..	47,50,194	1,38,104	48,88,298
				Balance Net Reve- nue ..	81,33,057	1,90,244	83,23,301
GRAND TOTAL .	1,28,83,251	3,28,348	1,32,11,599	GRAND TOTAL .	1,28,83,251	3,28,348	1,32,11,599

*N.B.*—Construction Estimate of the Mutha Canal closed on 31st March 1897, *vide* G. R. No. 710, dated 13th May 1897 and that of the Matoba Tank on 31st March 1892, *vide* G. R. No. 1411, dated 12th September 1893. Completion Report of the Mutha Canal approved in G. R. No. 2241 of 30th of October 1901 and that of the Matoba Tank in G. R. No. 827 of 17th May 1894.

*Note.*—Loss of revenue due to concessions granted for wheat cultivation during the Rabi Season 1916-17, *vide* G. R. No. A.I.-12327, dated 18th December 1917—Rs. 2,665.



MUTHA CANAL INCLUDING MATOBA TANK.

TANK PROJECT.

No. 4.—Interest Account for, and to end of, 1923-24.

	Amount Rs.		Amount Rs.
Total interest charges to end of 1922-23 .. ..	1,20,80,820	Net Revenue realized to end of 1922-23 as per No. 3 ..	81,33,057
Interest charges for the year 1923-24 .. ..	2,07,326	Net Revenue realized during 1923-24 as per No. 3 .. ..	1,90,244
On Rs. 62,58,210 at the average rate 3.3252 per cent. .. ..	Rs. 2,08,098	Total Net Revenue realized to end of the year as per No. 3 .. ..	83,23,301
On subsequent outlay Rs.—13,570 at the average rate 5.69 per cent. .. ..	—772	Balance net interest charges ..	39,64,845
Total ..	1,22,88,146	Total ..	1,22,88,146

No. 5.—Account of Indirect Charges for, and to end of, 1923-24.

Particulars.	Previous.	1923-24.	Total.	Particulars.	Previous.	1923-24.	Total.
	Rs.	Rs.	Rs.		Rs.	Rs.	Rs.
<b>CAPITAL ACCOUNT.</b>				<b>REVENUE ACCOUNT.</b>			
1. Capitalized abatement of Land Revenue ..	93,528	..	93,528	1. Capitalized abatement of Land Revenue ..	..	..	..
9. Leave and Pension Allowances ..	2,01,785	..	2,01,785	2. Leave and Pension Allowances ..	2,37,386	7,842	2,45,228
3. Audit and Accounts Establishment ..	..	..	..	3. Audit and Accounts Establishment ..	1,104	592	1,696
Total ..	2,95,313	..	2,95,313	Total ..	2,38,490	8,434	2,46,924

## MUTHA CANAL INCLUDING MATOBA TANK.

## TANK PROJECT.

No. 6.—Statement comparing Capital Cost to end of 1923-24 with sanctioned Estimates.

Particulars.	Charges against closed sanctions.			Current sanctions.			Total charges to date against old and current sanctions.
	Expenditure against construction estimate.	Expenditure against open capital sanctions.	Total.	Charges to date.	Amount of sanctioned estimate.	Unspent balance of estimate.	
1	2	3	4	5	6	7	8
	Rs.	Rs.	Rs.	Rs.	Rs.	Rs.	Rs.
<b>DIRECT CHARGES.</b>							
Works ..	54,32,020	-3,35,323	50,96,697	27	113	86	50,96,724
Establishment ..	10,12,260	30,670	10,42,930	4	25	21	10,42,934
Tools and Plant ..	1,19,987	-1,541	1,18,446	..	2	2	1,18,446
Suspense Accounts ..	..	-1,136	-1,136	..	..	..	-1,136
Total ..	65,64,267	-3,07,330	62,56,937	31	140	109	62,56,968
Less—Receipts on Capital Account ..	12,234	94	12,328	..	..	..	12,328
Net Total ..	65,52,033	-3,07,424	62,44,609	31	140	109	62,44,640
<b>INDIRECT CHARGES.</b>							
Capitalized abatement of Land Revenue ..	58,776	34,752	93,528	..	..	..	93,528
Leave and Pension Allowances ..	1,89,546	12,238	2,01,784	1	4	3	2,01,785
Total ..	2,48,322	46,990	2,95,312	1	4	3	2,95,313
<b>GRAND TOTAL ..</b>	<b>68,00,355</b>	<b>-2,60,434</b>	<b>65,39,921</b>	<b>32</b>	<b>144</b>	<b>112</b>	<b>65,39,953</b>

## NIRA CANAL INCLUDING SHETPHAL TANK.

## CANAL PROJECT.

No. 2.—Capital Account for, and to end of, 1923-4.

Heads of Account.	Direct Charges.			Cost of Construction as now estimated. (Construction estimate closed on 31st Mar. 1906).	Expenditure against closed estimates.
	Previous.	1923-24.	Total.		
1	2.	3	4	5	6
<b>I.—WORKS.</b>					
<b>(1) HEAD WORKS.</b>					
A. Preliminary Expenses ..	12,512	..	12,512	12,512	12,512
B. Land .. ..	2,23,024	..	2,23,024	2,23,024	2,23,024
C. Works .. ..	18,63,213	..	18,63,213	18,63,213	18,63,213
K. Buildings .. ..	13,283	..	13,283	13,283	13,283
M. Plantations .. ..	7,053	..	7,053	7,053	7,053
O. Miscellaneous .. ..	1,547	..	1,547	1,547	1,547
P. Maintenance .. ..	3,571	..	3,571	3,571	3,571
<b>Total Head Works ..</b>	<b>21,24,203</b>	<b>..</b>	<b>21,24,203</b>	<b>21,24,203</b>	<b>21,24,203</b>
<b>(2) MAIN CANALS AND BRANCHES.</b>					
A. Preliminary Expenses ..	93,308	} 6,259	1,07,861	1,02,219	76,308
	(a) 6,294				
B. Land .. ..	34,145	..	34,145	34,145	34,145
D. Regulators .. ..	20,697	..	20,697	20,697	20,697
F. River and hill torrent works ..	5,14,067	..	5,14,067	5,14,067	5,14,067
G. Bridges .. ..	53,443	..	53,443	53,443	53,443
K. Buildings .. ..	56,383	13,505	69,888	72,463	66,073
L. Earth-work .. ..	12,10,554	..	12,10,554	12,10,554	12,10,554
M. Plantations .. ..	6,928	..	6,928	6,928	6,928
N. Tanks and Reservoirs .. ..	5,58,005	..	5,58,005	5,58,005	5,58,005
O. Miscellaneous .. ..	4,027	..	4,027	4,027	4,027
P. Maintenance .. ..	11,167	..	11,167	11,167	11,167
<b>Total Main Canals and Branches ..</b>	<b>25,64,724</b>	} 19,764	<b>25,90,782</b>	<b>25,87,715</b>	<b>25,55,414</b>
	(a) 6,294				
<b>(3) DISTRIBUTARIES.</b>					
A. Preliminary Expenses ..	14,066	} -4,279	3,493	3,973	3,493
	(a) -6,294				
B. Land .. ..	12,192	..	12,192	12,192	12,192
C. Works .. ..	98,599	..	98,599	98,599	98,599
L. Earth-work .. ..	93,077	..	93,077	93,077	93,077
<b>Carried over ..</b>	<b>2,11,640</b>	<b>4,279</b>	<b>2,07,361</b>	<b>2,07,841</b>	<b>2,07,361</b>
	<b>46,95,221</b>	<b>19,764</b>	<b>47,14,985</b>	<b>47,11,918</b>	<b>46,79,617</b>

(a) Erroneous classification rectified.

## NIRA CANAL INCLUDING SHETPHAL TANK.

## CANAL PROJECT.

No. 2.—Capital Account for, and to end of, 1923-24.

Heads of Account.	Direct Charges.			Cost of Construction as now estimated (Construction estimate closed on 31st Mar. 1906).	Expenditure against closed estimates.
	Previous.	1923-24.	Total.		
1	2	3	4	5	6
	Rs.	Rs.	Rs.	Rs.	Rs.
Brought forward ..	46,95,221	19,764	47,14,985	47,11,918	46,79,617
	2,11,640	—4,279	2,07,361	2,07,841	2,07,361
M. Plantations ..	8,715	..	8,715	8,715	8,715
Total, Distributaries ..	2,26,649 —6,294	—4,279	2,16,076	2,16,556	2,16,076
Total I.—Works ..	49,15,576	15,485	49,31,061	49,28,474	48,95,693
II. ESTABLISHMENT.					
1 and 2. Direction and Accounts ..	12,04,641	4,251	12,08,892	11,83,676	11,76,473
3. Executive ..					
Total Establishment ..	12,04,641	4,251	12,08,892	11,83,676	11,76,473
III.—TOOLS AND PLANT					
Grand Total ...	62,55,967	20,171	62,76,138	62,37,368	61,96,900
V.—Less—Receipts on Capital Account	8,385	13	8,398	8,382	8,382
Net Outlay ..	62,47,582	20,158	62,67,740	62,28,986	61,88,518
Apportionment.					
Chargeable to 35—Construction of Protective Irrigation Works ..	54,01,556	..	54,10,556	62,28,986	61,88,518
Chargeable to 43—Minor Works and Navigation ..	8,21,653	..	8,21,653		
Chargeable to 55—Construction of Irrigation works ..	24,373	20,158	44,531		
Total ..	62,47,582	20,158	62,67,740	62,28,986	61,88,518

NIRA CANAL INCLUDING SHETPHAL TANK.

CANAL PROJECT.

No. 3.—Revenue Account for, and to end of, 1923-24.

Receipts.	TOTAL.			Charges.	TOTAL.		
	Previous.	1923-24.	Total.		Previous.	1923-24.	Total.
	Rs.	Rs.	Rs.				
<b>I.—DIRECT RECEIPTS.</b>				<b>I.—EXTENSIONS AND IMPROVEMENTS.</b>			
1. Water-rates from Irrigation ..	1,04,12,702	5,82,263	1,09,94,965	1. Head Works ..	28,213	1,776	29,989
3. Sales of water ..	4,065	86	4,151	2. Main Canal and Branches ..	81,775	1,790	83,565
4. Water supply of towns ..	1,427	529	1,956	3. Distributaries ..	41,164	..	41,164
5. Plantations ..	68,164	1,909	70,073	4. Drainage and Protective Works	4,931	..	4,931
6. Other canals produce ..	25,939	3,961	29,900	Total ..	1,56,083	3,566	1,56,649
8. Navigation ..	30	..	30	<b>II.—MAINTENANCE AND REPAIRS.</b>			
9. Rents of buildings ..	9,180	231	9,411	1. Head Works ..	2,14,541	12,110	2,26,651
10. Fines ..	10,477	16	10,493	2. Main Canals and Branches ..	7,60,112	34,072	7,94,084
11. Miscellaneous receipts ..	64,847	5,479	70,326	3. Distributaries ..	2,64,780	52,292	3,17,072
12. Deduct Refunds	7,553	913	8,466	4. Drainage and Protective Works	983	..	983
Total ..	1,05,89,278	5,93,561	1,11,839	Total ..	12,40,316	98,474	13,38,790
<b>II.—INDIRECT RECEIPTS.</b>				<b>III.—COMPENSATION</b> ..	5	..	5
Irrigation share of Land Revenue collected in the Civil Department	..	..	..	<b>IV.—ESTABLISHMENT.</b>			
				1 & 2. Direction and Accounts ..	12,74,679	96,476	13,71,155
				3. Executive ..			
				Total ..	12,74,679	96,476	13,71,155
<b>Total Receipts</b> ..	1,05,89,278	5,93,561	1,11,82,839	<b>V.—TOOLS AND PLANT</b> ..	50,790	2,867	53,657
<b>Carried over</b> ..	1,05,89,278	5,93,561	1,11,82,839	<b>Carried over</b> ..	27,21,873	2,01,383	29,23,256

370 PUBLIC WORKS DEPARTMENT, IRRIGATION BRANCH.

NIRA CANAL INCLUDING SHETPHAL TANK.

CANAL PROJECT.

No. 3.—Revenue Account for, and to end of, 1923-24.

Receipts.	TOTAL.			Charges	TOTAL.		
	Previous.	1923-24.	Total.		Previous.	1923-24.	Total.
Brought forward ..	1,05,89,278	5,93,561	1,11,82,839	Brought forward..	Rs. 27,21,873	Rs. 2,01,383	Rs. 29,23,256
				VI.—REFUNDS OF REVENUE.	20,539	..	20,539
				Total ..	27,42,412	2,01,383	29,43,795
				Share of collection charges in the Civil Department	5,21,067	29,051	5,50,118
				Total Direct charges	32,63,479	2,30,434	34,93,913
				Indirect charges debitable to Revenue Account as per Account No. 5 ..	1,80,006	14,527	1,94,533
				Total Charges *..	34,43,485	2,44,961	36,88,446
				Balance Net Revenue ..	71,45,793	3,48,600	74,94,393
GRAND TOTAL.	1,05,89,278	5,93,561	1,11,82,839	GRAND TOTAL.	1,05,89,278	5,93,561	1,11,82,839

N.B.—Construction Estimate of the Nira Canal closed on 31st March 1906—vide G. R. No. 1847, dated 2nd April 1900.

Completion Report approved in G.R. No. 2367, dated 3rd December 1907.

Construction estimate of the Shetphal tank closed on 31st March 1906—vide G.R. No. 2434, dated 2nd October 1905.

Note.—Loss of revenue due to concession granted for wheat cultivation during the Rabi season 1916-17, vide G.R. No. A.I.—12327, dated 18th December 1917, Rs. 7,305.

NIRA CANAL INCLUDING SHETPHAL TANK.

CANAL PROJECT.

No. 4.—Interest Account for, and to end of, 1923-24.

	Amount Rs.		Amount Rs.
Total interest charges to end of 1922-23 .. ..	82,08,227	Net Revenue realized to end of 1922-23 as per No. 3 .. ..	71,45,793
Interest charges for the year 1923-24 .. ..	2,11,885	Net Revenue realized during 1923-23 as per No. 3 .. ..	3,48,600
On Rs. 60,96,736 outlay to end of the year 1916-17 at the average rate 3.3252 per cent... 2,02,729		Total Net Revenue realized to end of the year as per No. 3 .. ..	74,94,393
On subsequent outlay Rs. 1,60,925 at the average rate 5.69 per cent. .. .. 9,156		Balance net interest charges ..	9,25,719
Total ..	84,20,112	Total ..	84,20,112

No. 5.—Account of Indirect Charges for, and to end of, year 1923-24.

Particulars.	Previous.	1923-24.	Total.	Particulars.	Previous.	1923-24.	Total.
<b>CAPITAL ACCOUNT</b>	Rs.	Rs.	Rs.	<b>REVENUE ACCOUNT.</b>			
1. Capitalized abatement of Land Revenue ..	1,87,189	..	1,87,189	1. Capitalized abatement of Land Revenue ..	..	..	..
2. Leave and Pension Allowances ..	1,85,924	595	1,86,519	2. Leave and Pension Allowances ..	1,78,454	13,507	1,91,961
3. Audit and Accounts Establishment ..	190	155	345	3. Audit and Accounts Establishment ..	1,552	1,020	2,572
Total ..	3,73,303	750	3,74,053	Total ..	1,80,006	14,527	1,94,533

## NIRA CANAL INCLUDING SHETPHAL TANK.

## TANK PROJECT.

No. 6.—Statement comparing Capital Cost to end of, 1923-24 with sanctioned Estimates.

Particulars.	Charges against closed sanctions.			Current sanctions.			Total charges to date against old and current sanctions.
	Expenditure against construction estimate.	Expenditure against open capital sanctions.	Tota.	Charges to date.	Amount of sanctioned estimate.	Unspent balance of estimate.	
1	2	3	4	5	6	7	8
	Rs.	Rs.	Rs.	Rs.	Rs.	Rs.	Rs.
<b>DIRECT CHARGES.</b>							
Works .. ..	47,68,387	1,27,306	48,95,693	35,368	32,781	—2,587	49,31,061
Establishment ..	11,46,855	29,618	11,76,473	32,419	7,203	25,216	12,08,892
Tools and Plant ..	1,26,141	—1,407	1,24,734	11,451	484	—10,967	1,36,185
Total ..	60,41,383	1,55,517	61,96,900	79,238	40,468	—38,770	62,76,138
Less—Receipts on Capital Account ..	8,382	..	8,382	16	..	—16	8,398
Net Total ..	60,33,001	1,55,517	61,88,518	79,222	40,468	—38,754	62,67,740
<b>INDIRECT CHARGES.</b>							
Capitalized abatement of Land Revenue ..	1,83,159	4,030	1,87,189	..	1,350	1,350	1,87,189
Leave and Pension Allowances ..	1,77,833	4,147	1,81,980	4,539	1,009	—3,530	1,86,519
Audit and Accounts ..	..	..	..	345	64	—281	345
Total ..	3,60,992	8,177	3,69,169	4,884	2,423	—2,461	3,74,053
<b>GRAND TOTAL ..</b>	<b>63,93,993</b>	<b>1,63,694</b>	<b>65,57,687</b>	<b>84,106</b>	<b>42,891</b>	<b>—41,215</b>	<b>66,41,793</b>

Estimates sanctioned in G. R. (P. W. D.) No. 10162, dated 6th May 1920 .. Rs. 28,421  
Do. No. 5370, dated 21st May 1918 .. .. 3,311  
Do. No. 5142, dated 14th May 1918 .. .. 2,563  
Do. No. 4096, dated 10th March 1921 .. .. 480  
Do. No. 2961, dated 23rd January 1923 .. .. 6,400  
Do. No. 4436, dated 17th September 1923 .. .. 1,716  
42,891



KASURDI TANK.

TANK PROJECT.

No. 3.—Revenue Account for, and to end of, 1923-24.

Receipts.	TOTAL.			Charges.	TOTAL.		
	Previous.	1923-24.	Total.		Previous.	1923-24.	Total.
	Rs.	Rs.	Rs.		Rs.	Rs.	Rs.
<b>I.—DIRECT RECEIPTS.</b>				<b>I.—EXTENSIONS AND IMPROVEMENTS.</b>			
1. Water-rates from Irrigation ..	9,875	47	9,922	1. Main Canals and Branches] ..	31	..	31
3. Sales of water ..	20	..	20	2. Distributaries..	80	..	80
5. Plantations ..	2,882	..	2,986				
6. Other canal produce ..		104					
11 Miscellaneous receipts ..	9,773	460	10,233	<b>Total ..</b>	<b>111</b>	<b>..</b>	<b>111</b>
				<b>II.—MAINTENANCE AND REPAIRS.</b>			
				1. Head Works ..	19,776	113	19,889
<b>Total ..</b>	<b>22,550</b>	<b>611</b>	<b>23,161</b>	2. Main Canals and Branches ..	15	..	15
				3. Distributaries..	4,650	370	5,020
				<b>Total ..</b>	<b>24,441</b>	<b>483</b>	<b>24,924</b>
<b>II.—INDIRECT RECEIPTS.</b>				<b>IV.—ESTABLISHMENT.</b>			
Irrigation share of Land Reveue collected in the Civil Department.	..	..	..	1 & 2. Direction and Accounts ..	16,025	456	16,481
				<b>Total ..</b>	<b>16,025</b>	<b>456</b>	<b>16,481</b>
<b>Total ..</b>	<b>..</b>	<b>..</b>	<b>..</b>	<b>V.—TOOLS AND PLANT</b>	<b>1,845</b>	<b>14</b>	<b>1,859</b>
<b>Total Receipts ..</b>	<b>22,550</b>	<b>611</b>	<b>23,161</b>	<b>Carried over ..</b>	<b>42,422</b>	<b>953</b>	<b>43,375</b>
<b>Carried over ..</b>	<b>22,550</b>	<b>611</b>	<b>23,161</b>				

374 PUBLIC WORKS DEPARTMENT, IRRIGATION BRANCH.

KASURDI TANK.

TANK PROJECT.

No. 3.—Revenue Account for, and to end of, 1923-24.

Receipts.	TOTAL.			Charges.	TOTAL.		
	Previous.	1923-24.	Total.		Previous.	1923-24.	Total.
	Rs.	Rs.	Rs.		Rs.	Rs.	Rs.
Brought forward ..	22,550	611	23,161	Brought forward ..	42,422	953	43,375
				VI.—REFUNDS OF REVENUE.	..	..	..
				Total ..	42,422	953	43,375
				Share of collection charges in the Civil Department.	492	2	494
				Total direct charges.	42,914	955	43,869
				Indirect charges debitable to Revenue Account as per No. 5 ..	2,378	69	2,447
				Total charges ..	45,292	1,024	46,316
				Balance Net Revenue ..	-22,742	-413	-23,155
GRAND TOTAL..	22,550	611	23,161	GRAND TOTAL..	22,550	611	23,161

N.B.—Last Capital Account detailed in the Administrative Accounts for 1877-78.

Construction Estimate closed on 31st March 1878—vide Government Resolution No. 1411, dated 12th September 1893.

Completion Report approved in Government Resolution No. 997, dated 21st June 1894.

Note.—Loss of revenue due to the concessions granted for wheat cultivation during the Rabi Season 1916-17, vide Government Resolution No. A.I.—12327, dated 18th December 1917 Rs. 100.

KASURDI TANK.

TANK PROJECT.

No. 4.—Interest Account for, and to end of, 1923-24.

	Amount Rs.		Amount Rs.
Total interest charges to end of 1922-23 .. .. .	87,659	Net Revenue realized to end of 1922-23 as per No. 3 .. .. .	-22,742
Interest charges for the year 1923-24 .. .. .	1,357	Net Revenue realized during 1923-24 as per No. 3 .. .. .	-413
On Rs. 40,812 outlay to end of the year 1916-17 at the average rate 3.3252 per cent. ..		Total Net Revenue realized to end of the year as per No. 3 .. .. .	-23,155
		Balance net interest charges ..	1,12,171
Total ..	89,016	Total ..	89,016

No. 5.—Account of Indirect Charges for, and to end of, year 1923-24.

Particulars.	Previous.	1923-24.	Total.	Particulars.	Previous.	1923-24.	Total.
	Rs.	Rs.	Rs.		Rs.	Rs.	Rs.
CAPITAL ACCOUNT.				REVENUE ACCOUNT.			
				1. Capitalized abatement of Land Revenue .. .. .			
				2. Leave and Pension Allowances..	2,370	64	2,434
				3. Audit and Accounts Establishment ..		5	13
			Total ..	2,378	69	2,447	

## SHIRSUPHAL TANK.

## TANK PROJECT.

No. 3.—Revenue Account for, and to end of, 1923-24.

Receipts.	TOTAL.			Charges.	TOTAL.		
	Previous.	1923-24.	Total.		Previous.	1923-24.	Total.
	Rs.	Rs.	Rs.		Rs.	Rs.	Rs.
<b>I.—DIRECT RECEIPTS.</b>				<b>I.—EXTENSIONS AND IMPROVEMENTS.</b>			
1. Water rates from Irrigation ..	1,11,769	3,652	1,15,421	1. Head Works ..	606	..	606
3. Sales of water ..	3	..	3	3. Distributaries ..	144	..	144
5. Plantations ..	10,763	..	14,165				
6. Other canal produce ..		3,402					
10. Fines ..	115	..	115	Total ..	750	..	750
11. Miscellaneous receipts ..	12,908	313	13,221	<b>II.—MAINTENANCE AND REPAIRS.</b>			
				1. Head Works ..	14,030	541	14,571
				2. Main Canals and Branches ..	31,494	..	31,494
				3. Distributaries ..	6,881	891	7,772
Total ..	1,35,558	7,367	1,42,925	Total ..	52,405	1,432	53,837
<b>II.—INDIRECT RECEIPTS.</b>				<b>IV.—ESTABLISHMENT.</b>			
Irrigation share of Land Revenue collected in the Civil Department.	..	..	..	1 & 2. Direction and Accounts ..	44,309	1,354	45,663
				3. Executive ..			
				Total ..	44,309	1,354	45,663
Total Receipts ..	1,35,558	7,367	1,42,925	<b>V.—TOOLS AND PLANT</b> ..	2,234	40	2,274
Carried over ..	1,35,558	7,367	1,42,925	Carried over ..	99,698	2,826	1,02,524

SHIRSUPHAL TANK.

TANK PROJECT.

No. 3.—Revenue Account for, and to end of, 1923-24.

Receipts.	TOTAL.			Charges.	TOTAL.		
	Previous.	1923-24.	Total.		Previous.	1923-24.	Total.
	Rs.	Rs.	Rs.		Rs.	Rs.	Rs.
Brought forward ..	1,35,558	7,367	1,42,925	Brought forward ..	99,698	2,826	1,02,524
				VI.—REFUNDS OF REVENUE..	16	..	16
				Total ..	99,714	2,826	1,02,540
				Share of collection charges in the Civil Department.	5,588	183	5,771
				Total, Direct Charges	1,05,302	3,009	1,08,311
				Indirect Charges debitable to Revenue Account as per No. 5 ..	6,272	204	6,476
				Total Charges ..	1,11,574	3,213	1,14,787
				Balance Net Revenue ..	23,984	4,154	28,138
GRAND TOTAL .	1,35,558	7,367	1,42,925	GRAND TOTAL .	1,35,558	7,367	1,42,925

N.B.—Last Capital Account detailed in the Administrative Accounts for 1895-96.

Construction Estimate closed on 31st March 1893—vide G. R. No. 328, dated 23rd February 1894.

Completion Report approved in G. R. No. 328, dated 23rd February 1894.

Note.—Loss of revenue due to concession granted for wheat cultivation during the Rabi season 1916-17—vide G. R. No. A.L.—12327, dated 18th December 1917—Rs. 334.

## SHIRSUPHAL TANK.

## TANK PROJECT.

*No. 4.—Interest Account for, and to end of, 1923-24.*

	Amount Rs.		Amount Rs.
Total interest charges to end of 1922-23 .. ..	3,46,624	Net Revenue realized to end of 1922-23 as per No. 3 .. ..	23,984
Interest charges for the year 1923-24 .. ..	7,056	Net Revenue realized during 1923-24 as per No. 3 .. ..	4,154
On Rs. 2,12,199 outlay to end of the year 1916-17 at the average rate 3.3252 per cent.		Total Net Revenue realized to end of the year as per No. 3 .. ..	28,138
		Balance net interest charges .. ..	3,25,542
Total .. ..	3,53,680	Total .. ..	3,53,680

*No. 5.—Account of Indirect Charges for, and to end of, year 1923-24.*

Particulars.	Previous.	1923-24.	Total.	Particulars.	Previous.	1923-24.	Total
	Rs.	Rs.	Rs.		Rs.	Rs.	Rs.
CAPITAL ACCOUNT.				REVENUE ACCOUNT.			
				1. Capitalized abatement of Land Revenue .. ..	..	..	..
				2. Leave and Pension Allowances..	6,245	190	6,435
				3. Audit and Accounts Establishment .. ..	27	14	41
				Total .. ..	6,272	204	6,476

## BHADALWADI TANK.

## TANK PROJECT.

No. 3.—Revenue Account for, and to end of, 1923-24.

Receipts.	TOTAL.			Charges.	TOTAL.		
	Previous.	1923-24.	Total.		Previous.	1923-24.	Total.
	Rs.	Rs.	Rs.		Rs.	Rs.	Rs.
<b>I.—DIRECT RECEIPTS.</b>				<b>I.—EXTENSIONS AND IMPROVEMENTS.</b>			
1. Water rates from Irrigation ..	1,36,173	4,637	1,40,810	1. Head Works ..	1,092	..	1,092
3. Sales of water ..	18	..	18	2. Distributaries..	158	..	158
5. Plantations ..	..	55	55				
6. Other canal produce ..	17,616	29	17,645				
10. Fines ..	16	..	16	<b>Total ..</b>	<b>1,250</b>	<b>..</b>	<b>1,250</b>
11. Miscellaneous receipts ..	2,664	200	2,864				
12. Deduct-Refunds	24	..	24	<b>II.—MAINTENANCE AND REPAIRS.</b>			
				1. Head Works ..	9,518	236	9,754
				2. Main Canals and Branches ..	764	..	764
				3. Distributaries..	37,552	1,265	38,817
<b>Total ..</b>	<b>1,56,463</b>	<b>4,921</b>	<b>1,61,384</b>	<b>Total ..</b>	<b>47,834</b>	<b>1,501</b>	<b>49,335</b>
<b>II.—INDIRECT RECEIPTS.</b>				<b>IV.—ESTABLISHMENT.</b>			
Irrigation share of Land Revenue collected in the Civil Department.	..	..	..	1 & 2. Direction and Accounts ..	40,882	1,419	42,301
				3. Executive ..			
				<b>Total ..</b>	<b>40,882</b>	<b>1,419</b>	<b>42,301</b>
<b>Total, Receipts ..</b>	<b>1,56,463</b>	<b>4,921</b>	<b>1,61,384</b>	<b>V.—TOOLS AND PLANT ..</b>	<b>2,079</b>	<b>42</b>	<b>2,121</b>
<b>Carried over ..</b>	<b>1,56,463</b>	<b>4,921</b>	<b>1,61,384</b>	<b>Carried over ..</b>	<b>92,045</b>	<b>2,962</b>	<b>95,007</b>

## PUBLIC WORKS DEPARTMENT, IRRIGATION BRANCH.

## BHADALWADI TANK.

## TANK PROJECT.

No. 3.—Revenue Account for, and to end of, 1923-24.

Receipts.	TOTAL.			Charges.	TOTAL.		
	Previous.	1923-24.	Total.		Previous.	1923-24.	Total.
Brought forward ..	Rs. 1,56,463	Rs. 4,921	Rs. 1,61,384	Brought forward ..	Rs. 92,045	Rs. 2,962	Rs. 95,007
				VI.—REFUND S OF REVENUE..	46	..	46
				Total ..	92,091	2,962	95,053
				Share of collection charges in the Civil Department.	6,807	232	7,039
				Total Direct Charges ..	98,898	3,194	1,02,092
				Indirect Charges debitable to Revenue Account as per Account No. 5 ..	5,757	214	5,971
				Total Charges ..	1,04,655	3,408	1,08,063
				Balance Net Revenue ..	51,808	1,513	53,321
GRAND TOTAL.	1,56,463	4,921	1,61,384	GRAND TOTAL .	1,56,463	4,921	1,61,384

*N.B.*—Last Capital Account detailed in the Administrative Accounts for 1895-96.

Construction estimate closed on 31st March 1891—*vide* G. R. No. 1411, dated 12th September 1893.

Completion Report approved in G. R. No. 827, dated 17th May 1894.

*Note.*—Loss of revenue due to concession granted for wheat cultivation during the rabi season 1916-17 *vide* G. R. No. A.I.—12327, dated 18th December 1917—Rs. 224.



BHADALWADI TANK.

TANK PROJECT.

No. 4.—Interest Account for, and to end of, 1923-24.

	Amount Rs.		Amount Rs.
Total interest charges to end of 1922-23 .. ..	3,43,936	Net Revenue realized to end of 1922-23 as per No. 3 .. ..	51,808
Interest charges for the year 1923-24 .. ..	7,087	Net Revenue realized during 1923-24 as per No. 3 .. ..	1,513
On Rs. 2,13,115 outlay to end of the year 1916-17 at the average rate 3.3252 per cent.		Total Net Revenue realized to end of the year as per No. 3 .. ..	53,321
		Balance net interest charges .. ..	2,97,702
Total ..	3,51,023	Total ..	3,51,023

No. 5.—Account of Indirect Charges for, and to end of, year 1923-24.

Particulars.	Previous.	1923-24.	Total.	Particulars.	Previous.	1923-24.	Total.
	Rs.	Rs.	Rs.		Rs.	Rs.	Rs.
CAPITAL ACCOUNT.				REVENUE ACCOUNT.			
				1. Capitalized abatement of Land Revenue .. ..	..	..	..
				2. Leave and Pension Allowances .. ..	5,728	199	5,927
				3. Audit and Accounts Establishment .. ..	29	15	44
				Total ..	5,757	214	5,971

## MALADAVI TANK.

## TANK PROJECT.

## No. 4.—Interest Account for, and to end of, 1923-24.

	Amount Rs.		Amount Rs.
Total interest charges to end of 1922-23 .. ..	2,62,276	Net Revenue realized to end of 1922-23 as per No. 3 .. ..	..
Interest charges for the year 1923-24 .. ..	10,043	Net Revenue realized during 1923-24 as per No. 3 .. ..	..
On Rs. 3,02,040 outlay to end of 1916-17 at the average 3.3252 per cent.		Total Net Revenue realized to end of the year as per No. 3 .. ..	..
		Balance net interest charges .. ..	2,72,319
Total .. ..	2,72,319	Total .. ..	2,72,319

## No. 5.—Account of Indirect Charges for, and to end of, year 1923-24.

Particulars.	Previous.	1923-24.	Total.	Particulars.	Previous.	1923-24.	Total.
	Rs.	Rs.	Rs.		Rs.	Rs.	Rs.
<b>CAPITAL ACCOUNT.</b>				<b>REVENUE ACCOUNT.</b>			
1. Capitalized abatement of Land Revenue ..	875	..	875				
2. Leave and Pension Allowances ..	9,013	..	9,013				
3. Audit and Accounts Establishment ..	..	..	..				
Total ..	9,888	..	9,888				

## MALADAVI TANK.

## TANK PROJECT.

No. 6.—Statement comparing Capital Cost to end of 1923-24 with sanctioned estimates.

Particulars.	Charges against closed sanctions.			Current sanctions.			Total charges to date against old and current sanctions.
	Expenditure against construction estimate.	Expenditure against open capital sanctions.	Total.	Charges to date.	Amount of sanctioned estimate.	Unspent balance of estimate.	
1	2	3	4	5	6	7	8
	Rs.	Rs.	Rs.	Rs.	Rs.	Rs.	Rs.
<b>DIRECT CHARGES.</b>							
Works .. ..	..	..	..	2,42,869	2,43,319	450	2,42,869
Establishment ..	..	..	..	60,546	60,653	107	60,546
Tools and Plant ..	..	..	..	1,473	1,473	..	1,473
Total ..	..	..	..	3,04,888	3,05,445	557	3,04,888
Less—Receipts on Capital Account ..	..	..	..	2,848	774	—2,074	2,848
Net Total ..	..	..	..	3,02,040	3,04,671	2,631	3,02,040
<b>INDIRECT CHARGES.</b>							
Capitalized abatement of Land Revenue ..	..	..	..	875	875	..	875
Leave and Pension Allowances ..	..	..	..	9,013	9,028	15	9,013
Total ..	..	..	..	9,888	9,903	15	9,888
<b>GRAND TOTAL ..</b>	..	..	..	3,11,928	3,14,574	2,646	3,11,928

This work is a part of the Pravara River Irrigation Project, but separate account has been maintained until the new project is completed sufficiently to give an increased supply of water to the other canals—*vide* Government of India's No. 1951-I, dated 18th September 1908, communicated in Government Resolution No. 2721 of 20th October 1908.

Estimate amounting to Rs. 3,14,574 for direct and indirect charges included in the above project sanctioned by the Secretary of State and communicated in Government of India No. 171-I. of 24th June 1922—*vide* Government Resolution No. 2215 of 30th October 1922, has been shown here.

## BUDHIHAL TANK.

## TANK PROJECT.

No. 2.—Capital Account for, and to end of, 1923-24.

Heads of Account.  1	Direct Charges.			Cost of construction as now estimated (construction estimate closed on 31st Mar. 1892).  5	Expenditure against closed estimates.  6
	Previous.  2	1923-24.  3	Total.  4		
I.—WORKS.	Rs.	Rs.	Rs.	Rs.	Rs.
(1) HEAD WORKS.					
A. Preliminary Expenses ..	836	..	836	1,600	..
B. Land ..	8,174	..	8,174	30,204	..
C. Masonry Works ..	45,988	..	45,988	1,50,393	..
K. Buildings ..	5,696	..	5,696	5,696	..
L. Earth-work ..	3,28,697	..	3,28,697	7,62,720	..
O. Miscellaneous ..	5,043	..	5,043	7,707	..
P. Maintenance ..	5,904	442	6,346	4,651	..
Total, Head Works ..	4,00,338	442	4,00,780	9,62,971	..
(2) MAIN CANALS AND BRANCHES ..	..	..	..	1,66,500*	..
Total, I.—Works ..	4,00,338	442	4,00,780	11,29,471	..
II.—ESTABLISHMENT.					
1 and 2. Direction and Accounts ..	90,066	121	90,187	54,973	..
3. Executive ..				1,97,617	
Total, II.—Establishment ..	90,066	121	90,187	2,52,590	..
III.—TOOLS AND PLANT ..	5,085	12	5,097	16,468	..
Grand Total ..	4,95,489	575	4,96,064	13,98,529	.
V.—Less—Receipts on Capital Account ..	3,397	319	3,716	..	..
Net outlay ..	4,92,092	256	4,92,348	13,98,529	..

\* Lump sum provision in the estimate.

BUDHIHAL TANK.

TANK PROJECT.

No. 2.—Capital Account for, and to end of, 1923-24.

Heads of Account.	Direct Charges.			Cost of construction as now estimated (construction estimate closed on 31st Mar. 1892).	Expenditure against closed estimates.
	Previous.	1923-24.	Total.		
1	2	3	4	5	6
<i>Apportionment.</i>	Rs.	Rs.	Rs.	Rs.	Rs.
Chargeable to 35—Construction of Protective Irrigation Works.	36,795	..	36,795	} 13,98,529	..
Chargeable to 43—Minor Works and Navigation.	29,588	..	29,588		
Chargeable to 43—Famine Relief ..	4,25,283	..	4,25,283		
Chargeable to 55—Construction of Irrigation Works, Provincial.	426	256	682		
Total ..	4,92,092	256	4,92,348	13,98,529	..

## BUDHIHAL TANK.

## TANK PROJECT.

*No. 4.—Interest Account for, and to end of, 1923-24.*

	Amount. Rs.		Amount. Rs.
Total interest charges to end of 1922-23 .. ..	3,00,537	Net Revenue realized to end of 1922-23 as per No. 3 .. ..	..
Interest charges for the year 1923-24 .. ..	16,395	Net Revenue realized during 1923-24 as per No. 3 .. ..	..
On Rs. 4,91,036 outlay to end of 1916-17 at the average rate 3-3,252 per cent. ..Rs. 16,328		Total, Net Revenue realized to end of the year as per No. 3 .. ..	..
On subsequent outlay Rs. 1,184 at the average rate 5-69 per cent. Rs. 67		Balance net interest charges. ..	3,16,932
Total ..	3,16,932	Total ..	3,16,932

*No. 5.—Account of Indirect Charges for, and to end of, 1923-24.*

Particulars.	Previous.	1923-24.	Total.	Particulars.	Previous.	1923-24.	Total.
	Rs.	Rs.	Rs.		Rs.	Rs.	Rs.
<b>CAPITAL ACCOUNT.</b>				<b>REVENUE ACCOUNT.</b>			
1. Capitalized abatement of Land Revenue ..	5,741	..	5,741				
2. Leave and Pension Allowances ..	12,609	17	12,626				
3. Audit and Accounts Establishment ..	9	4	13				
Total ..	18,359	21	18,380				

BUDHIHAL TANK.

TANK PROJECT.

No. 6.—Statement comparing Capital Cost to end of 1923-24 with sanctioned Estimates.

Particulars.	Charges against closed sanctions.			Current sanctions.			Total charges to date against old and current sanctions.
	Expenditure against construction estimate.	Expenditure against open capital sanctions.	Total.	Charges to date.	Amount of sanctioned Estimate.	Unspent balance of Estimate.	
1	2	3	4	5	6	7	8
	Rs.	Rs.	Rs.	Rs.	Rs.	Rs.	Rs.
<b>DIRECT CHARGES.</b>							
Works ..	..	..	..	4,00,780	11,29,471	7,28,691	4,00,780
Establishment ..	..	..	..	90,187	2,52,590	1,62,403	90,187
Tools and Plant ..	..	..	..	5,097	16,468	11,371	5,097
<b>Total ..</b>	<b>..</b>	<b>..</b>	<b>..</b>	<b>4,96,064</b>	<b>13,98,529</b>	<b>9,02,465</b>	<b>4,96,064</b>
<i>Less—Receipts on Capital Account ..</i>	<i>..</i>	<i>..</i>	<i>..</i>	<i>3,716</i>	<i>..</i>	<i>—3,716</i>	<i>3,716</i>
<b>Net Total ..</b>	<b>..</b>	<b>..</b>	<b>..</b>	<b>4,92,348</b>	<b>13,98,529</b>	<b>9,06,181</b>	<b>4,92,348</b>
<b>INDIRECT CHARGES,</b>							
Capitalized abatement of Land Revenue ..	..	..	..	5,741	20,729	14,988	5,741
Leave and Pension Allowances ..	..	..	..	12,626	35,362	22,736	12,626
Audit and Accounts ..	..	..	..	13	..	—13	13
<b>Total ..</b>	<b>..</b>	<b>..</b>	<b>..</b>	<b>18,380</b>	<b>56,091</b>	<b>37,711</b>	<b>18,380</b>
<b>GRAND TOTAL ..</b>	<b>..</b>	<b>..</b>	<b>..</b>	<b>5,10,728</b>	<b>14,54,620</b>	<b>9,43,892</b>	<b>5,10,728</b>

Estimate sanctioned in the Secretary of State's Despatch No. 21 of 14th April 1905, as per Government of India's No. 793-I. of 17th June 1905, communicated in Government Resolution No. 2002 of 1st August 1905.

## NIRA RIGHT BANK CANAL.

## CANAL PROJECT.

No. 2.—Capital Account for, and to end of, 1923-24.

Heads of Account.	Direct Charges.			Cost of construction as now estimated.	Expenditure against closed estimates.
	Previous.	1923-24.	Total.		
1	2	3	4	5	6
<b>I.—WORKS.</b>	Rs.	Rs.	Rs.	Rs.	Rs.
(1) HEAD WORKS.					
A. Preliminary Expenses ..	45,160	..	45,160	45,451	..
B. Land .. ..	24,453	1,29,798	1,54,251	6,76,674	..
C. Works .. ..	69,41,476	11,55,152	80,96,628	1,08,81,540	..
K. Buildings .. ..	2,19,360	19,840	2,39,200	2,47,907	..
O. Miscellaneous .. ..	46,215	3,267	49,482	58,848	..
P. Maintenance .. ..	79,460	11,910	91,370	1,49,611	..
Total, Head Works ..	73,56,124	13,19,967	86,76,091	1,20,60,031	..
(2) MAIN CANALS AND BRANCHES.					
A. Preliminary Expenses ..	2,42,437	{ 1,394 (a) 268 }	{ 2,44,099	2,89,737 } 14,252	..
B. Land .. ..	2,02,496	22,801	2,25,297	3,38,902	..
D. Regulators .. ..	1,30,036	2,40,023	3,70,059	5,58,350	..
F. River and hill torrent works ..	24,54,213	2,03,372	26,57,585	36,93,354	..
G. Bridges .. ..	2,89,543	37,659	3,27,202	3,33,960	..
H. Escapes .. ..	1,460	25,478	26,938	64,446	..
K. Buildings .. ..	2,72,816	13,260	2,86,076	8,38,104	..
L. Earth-work .. ..	72,81,799	7,60,437	80,42,236	99,95,432	..
M. Plantations .. ..	64,959	7,444	72,403	1,05,000	..
O. Miscellaneous .. ..	52,136	3,899	56,035	53,338	..
P. Maintenance .. ..	93,475	13,646	1,07,121	2,13,000	..
Q. Loss on Stock .. ..	562	833	1,395	..	..
Total, Main Canals and Branches ..	1,10,85,932	13,30,514	1,24,16,446	1,64,97,895	..
(3) DISTRIBUTARIES.					
A. Preliminary Expenses ..	77,867	13,879	91,746	1,31,253	..
B. Land .. ..	..	1,129	1,129	3,63,270	..
C. Works .. ..	3,20,777	1,85,189	5,05,966	72,26,502	..
O. Miscellaneous .. ..	1,648	..	1,648	..	..
Total, Distributaries ..	4,00,292	2,00,197	6,00,489	77,21,025	..
Carried over ..	1,88,42,348	28,50,678	2,16,93,026	3,62,78,931	..

(a) Nira Valley Development Project.



NIRA RIGHT BANK CANAL.

CANAL PROJECT.

No. 2. Capital Account for, and to end of, 1923-24.

Heads of Account.	Direct Charges.			Cost of construction as now estimated.	Expenditure against closed estimates.
	Previous.	1923-24.	Total.		
1	2	3	4	5	6
Brought forward ..	Rs. 1,88,42,348	Rs. 28,50,678	Rs. 2,16,93,026	Rs. 3,62,78,931	Rs. ..
<b>I.—WORKS—contd.</b>					
(6) Special Tools and Plants ..	17,17,041	1,61,347	18,78,388	21,19,656	..
Total, I.—Works ..	2,05,59,389	30,12,025	2,35,71,414	3,83,98,587	..
<b>II.—ESTABLISHMENT.</b>					
1 and 2. Direction and Accounts ..	} 42,26,075	8,26,804 (a) 74	50,52,953	78,90,745 21,801	..
3. Executive ..					
4. Medical ..					
5. Special Survey ..					
Total, Establishment ..	42,26,075	8,26,804 74	50,52,953	78,90,745 21,801	..
<b>III.—TOOLS AND PLANT</b> ..	8,84,520	90,784 (a) 8	9,75,312	13,52,927 1,342	..
IV.—Suspense Accounts ..	5,73,929	74,419	6,48,348	..	..
Grand Total ..	2,62,43,913	40,03,764 350	3,02,48,027	4,76,28,007 37,395	..
V.—Less—Receipts on Capital Account	37,080	26,519	63,599		
Net Outly ..	2,62,06,833	39,77,245 (a) 350	3,01,84,428	4,76,28,007 37,395	..
<i>Apportionment.</i>					
Chargeable to 35, Construction of Protective Irrigation Works ..	1,92,67,468	..	1,92,67,468	4,76,28,007	..
Chargeable to 55, Construction of Irrigation Works ..	69,39,365	39,77,245 (a) 350	1,09,16,960	37,395	..
Total ..	2,62,06,833	39,77,245 350	3,01,84,428	4,76,28,007 37,395	..

(a) Includes expenditure on the Nira Valley Project as under :—

Works ..	268
Establishment ..	74
Tools and Plant ..	8
	<u>350</u>

## NIRA RIGHT BANK CANAL.

## CANAL PROJECT.

*No. 4.—Interest Account for, and to end of, 1923-24.*

	Amount. Rs.		Amount. Rs.
Total interest charges to end of 1922-23 .. .. .	51,83,253	Net Revenue realized to end of 1922-23 as per No. 3 .. .. .	..
Interest charges for the year 1923-24 .. .. .	13,50,365	Net Revenue realised during 1923-24 as per No. 3 .. .. .	..
On Rs. 1,07,39,412 outlay to end of the year 1916-17 at the average rate 3.3252 per cent ..	Rs. 3,57,107	Total Net Revenue realized to end of the year as per No. 3 .. .. .	..
On subsequent outlay Rs. 1,74,56,218 (from 1917-18 to 1922-23 and half of 1923-24) at the average rate 5.69 per cent. .. .. .	9,93,258	Balance net interest charges ..	65,33,618
Total ..	65,33,618	Total ..	65,33,618

*No. 5.—Account of Indirect Charges for, and to end of, year 1923-24.*

Particulars.	Previous.	1923-24.	Total.	Particulars.	Previous.	1923-24.	Total.
<b>CAPITAL ACCOUNT.</b>	Rs.	Rs.	Rs.	<b>REVENUE ACCOUNT.</b>	Rs.	Rs.	Rs.
1. Capitalized abatement of Land Revenue ..	60,823	4,127	64,950				
2. Leave and Pension Allowances ..	5,91,650	1,15,763	7,07,413				
3. Audit and Accounts Establishment ..	53,373	30,120	83,493				
Total ..	7,05,846	1,50,010	8,55,856				

NIRA RIGHT BANK CANAL.

CANAL PROJECT.

No. 6.—Statement comparing Capital Cost to end of 1923-24 with sanctioned Estimates.

Particulars.	Charges against closed sanctions.			Current sanctions.			Total charges to date against old and current sanctions.
	Expenditure against construction estimate.	Expenditure against open capital sanctions.	Total.	Charges to date.	Amount of sanctioned estimate.	Unspent balance of estimate.	
1	2	3	4	5	6	7	8
<b>DIRECT CHARGES.</b>	Rs.	Rs.	Rs.	Rs.	Rs.	Rs.	Rs.
Works ..	..	..	..	2,35,71,414	3,83,98,587	1,48,27,173	2,35,71,414
Establishment ..	..	..	..	50,52,953	79,12,546	28,59,593	50,52,953
Tools and Plant ..	..	..	..	9,75,312	13,54,269	3,78,957	9,75,312
Suspense Accounts ..	..	..	..	6,48,348	..	6,48,348	6,48,348
<b>Total ..</b>	..	..	..	3,02,48,027	4,76,65,402	17,41,375	3,02,48,027
<b>Less—Receipts on Capital Account ..</b>	..	..	..	63,599	..	—63,599	63,599
<b>Net Total ..</b>	..	..	..	3,01,84,428	4,76,65,402	1,74,80,974	3,01,84,428
<b>INDIRECT CHARGES.</b>							
Capitalized abatement of Land Revenue ..	..	..	..	64,950	3,78,150	3,13,200	64,950
Leave and Pension Allowances ..	..	..	..	7,07,413	11,04,703	3,97,290	7,07,413
Audit and Accounts ..	..	..	..	83,493	..	—83,493	83,493
<b>Total ..</b>	..	..	..	8,55,856	14,82,853	6,26,997	8,55,856
<b>GRAND TOTAL ..</b>	..	..	..	3,10,40,284	4,91,48,255	1,81,07,971	3,10,40,284

Revised Estimate sanctioned by the Secretary of State in his Despatch No. 6-P.W., dated 13th June 1922 communicated by the Government of India (P. W. D.) No. 192-I., dated 17th July 1922 printed in G. R. (P. W. D.) No. 2318, dated 10th April 1924 .. .. .

Estimate for surveys and preparation of the Nira Valley Development Project sanctioned in Government of India letter No. 431-I., dated 6th October 1920, communicated in G. R. (P. W. D.) No. 19169, dated 20th November 1920 ..

Rs.  
4,91,10,860  
  
37,395  
4,91,48,255

392 PUBLIC WORKS DEPARTMENT, IRRIGATION BRANCH.

REVISION OF THE GOKAK CANAL EXTENSION PROJECT.

CANAL PROJECT.

No. 2.—Capital Account for, and to end of, 1923-24.

Heads of Account.	Direct Charges.			Cost of Construction as now estimated.	Expenditure against closed estimates.
	Previous.	1923-24.	Total.		
1	2	3	4	5	6
(2) MAIN CANAL AND BRANCHES.	Rs.	Rs.	Rs.	Rs.	Rs.
A. Preliminary Expenses ..	42,160	23,784	65,944		
Total, Main Canals and Branches ..	42,160	23,784	65,944		
Total I—Works ..	42,160	23,784	65,944		
II.—ESTABLISHMENT.					
1 and 2. Direction and Accounts ..	16,631	11,031	27,662		
3. Executive ..					
Total, Establishment ..	16,631	11,031	27,662		
III—TOOLS AND PLANT ..	1,931	854	2,785		
Grand Total ..	60,722	35,669	96,391		
V—Less—Receipts on Capital Account Net Outlay ..	60,722	35,669	96,391	67,865	
<i>Apportionment.</i>					
Chargeable to 55—Construction of Irrigation Works, Provincial.	60,722	35,669	96,391	67,865	
Total ..	60,722	35,669	96,391	67,865	

REVISION OF GOKAK CANAL EXTENSION PROJECT.

No. 4.—Interest Account for, and to end of, 1923-24.

	Amount. Rs.		Amount. Rs.
Total interest charges to end of 1922-23 .. ..	1,859	Net Revenue realized to end of 1922-23 as per Part III .. ..	..
Interest charges for the year 1923-24 .. ..	4,470	Net Revenue realized during 1923-24 as per Part III .. ..	..
On Rs. 78,556 (outlay from the year 1921-22 to 1922-23 plus half outlay during 1923-24) at the average rate 5.69 per cent. ..		Total Net Revenue realized to end of the year as per Part III .. ..	..
		Balance net interest charges .. ..	6,329
Total ..	6,329	Total ..	6,329

No. 5.—Account of Indirect Charges for, and to end of, year 1923-24.

Particulars.	Previous.	1923-24.	Total.	Particulars.	Previous.	1923-24.	Total.
	Rs.	Rs.	Rs.		Rs.	Rs.	Rs.
<b>CAPITAL ACCOUNT.</b>				<b>REVENUE ACCOUNT.</b>			
1. Capitalized abatement of Land Revenue .. ..	..	..	..				
2. Leave and Pension Allowances ..	2,328	1,544	3,872				
3. Audit and Accounts Establishment ..	422	238	660				
Total ..	2,750	1,782	4,532				

394 PUBLIC WORKS DEPARTMENT, IRRIGATION BRANCH.

REVISION OF THE GOKAK CANAL EXTENSION PROJECT.

CANAL PROJECT.

No. 6.—Account of Indirect Charges for, and to end of, year 1923-24.

Particulars.	Charges against closed sanctions.			Current sanctions.			*Total charges to date against old and current sanctions.
	Expenditure against construction estimate.	Expenditure against open capital sanctions.	Total.	Charges to date.	Amount of sanctioned estimate.	Unspent balance of estimate.	
1	2	3	4	5	6	7	8
	Rs.	Rs.	Rs.	Rs.	Rs.	Rs.	Rs.
<b>DIRECT CHARGES.</b>							
Works ..	..	..	..	65,944	..	..	65,944
Establishment ..	..	..	..	27,662	..	..	27,662
Tools and Plant ..	..	..	..	2,785	..	..	2,785
Total ..	..	..	..	96,391	..	..	96,391
Net Total ..	..	..	..	96,391	67,865	—28,526	96,391
<b>INDIRECT CHARGES.</b>							
Capitalized abatement of Land Revenue ..	..	..	..	..	..	..	..
Leave and Pension Allowances ..	..	..	..	3,872	..	—3,872	3,872
Audit and Accounts ..	..	..	..	660	..	—660	660
Total ..	..	..	..	4,532	..	—4,532	4,532
GRAND TOTAL ..	..	..	..	1,00,923	67,865	—33,058	1,00,923

\* Estimate sanctioned in G. R. (P.W.D.) No. 654, dated 6th December 1923.

VICTORIA TANK.

TANK PROJECT.

No. 2.—Capital Account for, and to end of, 1923-24.

Heads of Account.	Direct Charges.			Cost of Construction as now estimated.	Expenditure against closed estimates.
	Previous.	1923-24.	Total.		
1	2	3	4	5	6
<b>I.—WORKS.</b>	Rs.	Rs.	Rs.	Rs.	Rs.
(1) HEAD WORKS.					
A. Preliminary Expenses .. ..	..	..	..	600	..
B. Land .. ..	4,052	..	4,052	13,200	..
C. Masonry Works .. ..	2,352	..	2,352	60,033	..
K. Buildings .. ..	..	..	..	1,000	..
L. Earth-work .. ..	45,742	..	45,742	2,72,099	..
P. Maintenance .. ..	772	15	787	712	..
Total, Head Works ..	52,918	15	52,933	3,47,644	
(2) MAIN CANALS AND BRANCHES.					
A. Preliminary Expenses .. ..	..	..	..	200	..
B. Land .. ..	..	..	..	80	..
C. Masonry Works .. ..	..	..	..	4,500	..
K. Buildings .. ..	..	..	..	200	..
L. Earth-work .. ..	..	..	..	1,420	..
Total, Main Canals and Branches ..	..	..	..	6,400	..
Total I.—Works ..	52,918	15	52,933	3,54,044	..
II.—ESTABLISHMENT.					
1 and 2. Direction and Accounts ..	11,168	4	11,172	17,038	..
3. Executive .. ..				61,337	..
Total II.—Establishment ..	11,168	4	11,172	78,375	..
Carried over ..	64,086	19	64,105	4,32,419	..

## VICTORIA TANK.

## TANK PROJECT.

No. 2.—Capital Account for, and to end of, 1923-24.

Heads of Account.	Direct Charges.			Cost of Construction as now estimated.	Expenditure against closed estimates.
	Previous.	1923-24.	Total.		
1	2	3	4	5	6
Brought forward	Rs. 64,086	Rs. 19	Rs. 64,105	Rs. 4,32,419	Rs.
III.—TOOLS AND PLANT ..	726	..	726	5,111	..
Grand Total ..	64,812	19	64,831	4,37,530	..
V.—Less Receipts on Capital Account	2,069	148	2,217	..	..
Net Outlay ..	62,743	—129	62,614	4,37,530	..
<i>Apportionment.</i>					
Chargeable to 55—Construction of Irrigation Work .. ..	—212	—129	—341	} 4,37,530	..
Chargeable to 43—Minor Works and Navigation .. ..	18,251	..	18,251		
Chargeable to 33—Famine Relief .. ..	44,704	..	44,704		
Total ..	62,743	—129	62,614	4,37,530	..



VICTORIA TANK

TANK PROJECT.

No. 4.—Interest Account for, and to end of, 1923-24.

	Amount. Rs.		Amount. Rs.
Total interest charges to end of 1922-23 .. ..	35,370	Net Revenue realised to end of 1922-23 as per No. 3 .. ..	..
Interest charges for the year 1923-24 .. ..	2,276	Net Revenue realized during 1922-23 as per No. 3 .. ..	..
On Rs. 54,565 outlay to end of the year 1916-17 at the average rate 3.3252 per cent... 1,814		Total Net Revenue realized to end of the year as per No. 3 .. ..	..
On subsequent outlay Rs. 8,114 at the average rate 5.69 per cent. .. 462		Balance net interest charges ..	37,646
Total ..	37,646	Total ..	37,646

No. 5.—Account of Indirect Charges for, and to end of, year 1923-24.

Particulars.	Previous.	1923-24.	Total.	Particulars.	Previous.	1923-24.	Total.
	Rs.	Rs.	Rs.		Rs.	Rs.	Rs.
<b>CAPITAL ACCOUNT.</b>				<b>REVENUE ACCOUNT.</b>			
1. Capitalized abatement of Land Revenue ..	2,463	..	2,463				
2. Leave and Pension Allowances ..	1,565	1	1,566				
3. Audit and Accounts Establishment ..	..	..	..				
Total ..	4,028	1	4,029				

## VICTORIA TANK.

## TANK PROJECT.

No. 6.—Statement comparing Capital Cost to end of 1923-24 with sanctioned Estimates.

Particulars.	Charges against closed sanctions.			Current sanctions.			* Total charges to date against old and current sanctions.
	Expenditure against construction estimate.	Expenditure against open capital sanctions.	Total.	Charges to date.	Amount of sanctioned estimate.	Unspent balance of estimate.	
1	2	3	4	5	6	7	8
	Rs.	Rs.	Rs.	Rs.	Rs.	Rs.	Rs.
<b>DIRECT CHARGES.</b>							
Works .. ..	..	..	..	52,933	3,54,044	3,01,111	52,933
Establishment ..	..	..	..	11,172	78,375	67,203	11,172
Tools and Plant ..	..	..	..	726	5,111	4,385	726
Total ..	..	..	..	64,831	4,37,530	3,72,699	64,831
Less—Receipts on Capital Account ..	..	..	..	2,217	..	—2,217	2,217
Net Total ..	..	..	..	62,614	4,37,530	3,74,916	62,614
<b>INDIRECT CHARGES.</b>							
Capitalized abatement of Land Revenue ..	..	..	..	2,463	12,500	10,037	2,463
Leave and Pension Allowances ..	..	..	..	1,566	10,973	9,407	1,566
Total ..	..	..	..	4,029	23,473	19,444	4,029
Grand Total ..	..	..	..	66,643	4,61,003	3,94,360	66,643

\* Government of India's No. 449-I of 22nd March 1905—vide G. R. No. 1218, dated 6th May 1905.

SUKI RIVER.

TANK PROJECT.

No. 4.—Interest Account for, and to end of, 1923-24.

	Amount. Rs.		Amount. Rs.
Total interest charges to end of 1922-23 .. ..	5,933	Net Revenue realized to end of 1922-23 as per No. 3 .. ..	..
Interest charges for the year 1923-24 .. ..	503	Net Revenue realized during 1923-24 as per No. 3 .. ..	..
On Rs. 15,139 outlay to end of the year 1916-17 at the average rate 3.3252 per cent. ..		Total Net Revenue realized to end of the year as per No. 3 ..	..
		Balance net interest charges ..	6,436
Total ..	6,436	Total ..	6,436

No. 5.—Account of Indirect Charges for, and to end of, year 1923-24.

Particulars.	Previous.	1923-24.	Total.	Particulars.	Previous.	1923-24.	Total.
	Rs.	Rs.	Rs.		Rs.	Rs.	Rs.
CAPITAL ACCOUNT.				REVENUE ACCOUNT.			
1. Capitalized abatement of Land Revenue ..	..	..	..				
2. Leave and Pension Allowances ..	385	..	385				
3. Audit and Accounts Establishment ..	..	..	..				
Total ..	385	..	385				

## SUKI RIVER.

## TANK PROJECT.

No. 6.—Statement comparing Capital Cost to end of 1923-24 with sanctioned Estimates.

Particulars.	Charges against closed sanctions.			Current sanctions.			Total charges to date against old and current sanctions.
	Expenditure against construction estimate.	Expenditure against open capital sanctions.	Total.	Charges to date.	Amount of sanctioned estimate.	Unspent balance of estimate.	
	2	3	4	5	6	7	
	Rs.	Rs.	Rs.	Rs.	Rs.	Rs.	Rs.
<b>DIRECT CHARGES.</b>							
Works .. ..	..	..	..	12,212	..	—12,212	12,212
Establishment ..	..	..	..	2,749	..	—2,749	2,749
Tools and Plant ..	..	..	..	178	..	—178	178
Total ..	..	..	..	15,139	..	—15,139	15,139
Less—Receipts on Capital Account ..	..	..	..	..	..	..	..
Net Total ..	..	..	..	15,139	..	—15,139	15,139
<b>INDIRECT CHARGES.</b>							
Leave and Pension Allowances ..	..	..	..	385	..	—385	385
Total ..	..	..	..	385	..	—385	385
<b>GRAND TOTAL ..</b>	..	..	..	15,524	..	—15,524	15,524

Undertaken as a Famine Relief Work and the famine outlay at normal rates has been adjusted during the year 1911-12. Outlay without estimate approved in Government Resolution No. A. I.—6022, dated 7th June 1913.

WORKS FOR WHICH ONLY REVENUE ACCOUNTS ARE KEPT.

SIND.

No. 3.—Revenue Account for, and to end of, 1923-24.

Receipts.	TOTAL.			Charges.	TOTAL.		
	Previous.	1923-24.	Total.		Previous.	1923-24.	Total.
<b>I.—DIRECT RECEIPTS.</b>	Rs.	Rs.	Rs.		Rs.	Rs.	Rs.
1. Water-rates from Irrigation ..	5,67,243	..	5,67,243	I.—EXTENSIONS AND IMPROVEMENTS ..	26,97,622	..	26,97,622
3. Sales of water ..	2,745	..	2,745				
4. Water-supply of towns ..	1	..	1				
5. Plantations ..	3,33,528	..	3,33,528				
6. Other canal produce ..							
8. Navigation ..	666	..	666				
9. Rents of buildings ..	35,081	..	35,081				
10. Fines ..	42,806	..	42,806	II.—MAINTENANCE AND REPAIRS ..	1,34,12,936	..	1,34,12,936
11. Miscellaneous receipts ..	4,78,294	..	4,78,294				
12. Recoveries of Expenditure ..	4,366	..	4,366				
13. Deduct refunds	98	..	98				
Receipts from 1874-75 to 1899 to 1900 ..	12,02,054	..	12,02,054				
<b>Total ..</b>	<b>26,66,686</b>	<b>..</b>	<b>26,66,686</b>				
<b>II.—INDIRECT RECEIPTS.</b>							
Irrigation share of Land Revenue collected in the Civil Department	5,24,61,850	..	5,24,61,850	IV.—ESTABLISHMENT.			
4 per cent. on 9/10ths of the proceeds from sales of occupancy rights per Govt. of India Nos. 53 & 58-A. I., dated respectively 20th June and 1st August 1889, communicated in Government Resolution No. 1209, dated 10th July, and No. 1913, dated 7th November 1889 ..	10,10,138	..	10,10,138	1 & 2. Direction and Accounts ..	32,02,309	..	32,02,309
Receipts from 1874-75 to 1899-1900 ..	4,71,38,677	..	4,71,38,677	30. Executive ..			
<b>Total ..</b>	<b>10,06,10,665</b>	<b>..</b>	<b>10,06,10,665</b>				
<b>Total Receipts ..</b>	<b>10,32,77,351</b>	<b>..</b>	<b>10,32,77,351</b>	V.—TOOLS AND PLANT ..	54,483	..	54,483
<b>Carried over ..</b>	<b>10,32,77,351</b>	<b>..</b>	<b>10,32,77,351</b>	<b>Carried over ..</b>	<b>1,93,67,350</b>	<b>..</b>	<b>1,93,67,350</b>

## WORKS FOR WHICH ONLY REVENUE ACCOUNTS ARE KEPT.

SIND.

## No. 3.—Revenue Account for, and to end of, 1923-1924.

Receipts.	TOTAL.			Charges.	TOTAL.		
	Previous.	1923-24.	Total.		Previous.	1923-24.	Total.
	Rs.	Rs.	Rs.		Rs.	Rs.	Rs.
Brought forward ..	10,32,77,35	..	10,32,77,351	Brought forward ..	1,93,67,350	..	1,93,67,350
<i>Note.</i> —Loss to the canal on account of difference between assessment of water-rates on jaghir lands and assessment at the ordinary rates in force for Government lands noted here per Government of India Letter No. 233-1., dated 14th June 1883, communicated under Government Resolution No. 400, dated 11th August 1883.				VI.—REFUN D S OF REVENUE..	443	..	443
				Suspense Account..	1,29,373	..	1,29,373
				Total ..	1,94,97,166	..	1,94,97,166
				Share of collection charges in the Civil Department.	32,05,116	..	32,05,116
				Total Direct ..	2,27,02,282	..	2,27,02,282
				Indirect Charges debitable to Revenue Account as per Account No. 5	65,173	..	65,173
				Charges from 1874-75 to 1899-1900 ..	2,22,85,677	..	2,22,85,677
				Total Charges ..	4,50,53,132	..	4,50,53,132
				Balance Net Revenue ..	5,82,24,219	..	5,82,24,219
To end of 1922-23 ..	Rs. 42,61,803			GRAND TOTAL..	10,32,77,351	..	10,32,77,351
Loss for 1923-24 ..	..						
Total ..	42,61,803						
GRAND TOTAL..	10,32,77,351	..	10,32,77,351				

*N.B.*—This Account has been prepared in accordance with the instructions contained in Government of India's No. 686—C.W.I., dated 10th June 1901 communicated in G.R. No. A.I. 1453, dated 12th July 1901.

The head "works for which only revenue accounts are kept" has been abolished in the accounts from the year 1923-1924. Important works have been classified under "55—Construction of Irrigation works" and the rest have been classified under works for which neither Capital nor revenue accounts are kept according to the instructions given in paragraph 18 of the Government of India (P.W.D.) Circular No. 3-P.W., dated 24th September 1921.

WORKS FOR WHICH ONLY REVENUE ACCOUNTS ARE KEPT.

SIND,

No. 5.—Account of Indirect Charges for, and to end of, year 1923-24.

Particulars.	Previous.	1923-24.	Total.	Particulars.	Previous.	1923-24.	Total.
	Rs.	Rs.	Rs.		Rs.	Rs.	Rs.
CAPITAL ACCOUNT.				REVENUE ACCOUNT.			
				1. Capitalized abatement of Land Revenue ..	..	..	..
				2. Leave and Pension Allowances ..	48,835	..	48,835
				3. Audit and Accounts Establishment ..	16,338	..	16,338
				Total ..	65,173	..	65,173

---

Statistical Statements  
for  
Irrigation Works, Deccan and Gujarat  
*For the Year 1923-24*

---



## STATEMENT

## Statement of Canals in the Bombay Presidency

Source of Supply of Water.	(3)	(4) Hathmati and Khari Cut Canals combined.		(13)	(19)	(21)	(24)	
	Shahada Channel.	Hathmati Canal.	Khari Cut Canal.	Jamda Canals.	Krishna Canal.	Revari Canal.	Chikhli Canal.	
	Gomai River.	Hathmati River.	Khari River.	Girna River.	River Krishna.	River Warna.	River Nandni	
Minimum discharge per second. } C. ft. per second.	* ...	K. 13 R. 4 H.W. 28	Nil. 5 Nil.	6 28 1	} Not recorded	{ 6.48 3.90 6.44 }	} Not recorded.	
				Left Bank. Right Bank				
Maximum discharge of canal. } C. ft. per second.	* ...	K. 305 R. 14 H.W. 36	Nil. 51† Nil.	103 74 53	30 29 21	108.13	4.11	7.87
Average annual rainfall .. Inches.	...	R. 27.14 0.44	26.64 0.26	24.99		25.28	26.68	21.90
				Left Bank. Right Bank				
Gross area commanded .. Acres.	3,000	44,744	32,000	37,122	9,166	28,327	3,813	1,871
Culturable area commanded .. ..	3,000	28,840	20,000	33,124	7,061	26,453	3,624	1,478
Area irrigable by complete project .. ..	3,000	11,336	16,000	3,500	1,500	12,320	1,920	1,478
Area irrigable at present .. ..	2,400	8,000	16,000	3,500	1,500	12,320	1,920	1,478
Sanctioned Estimate—								
Direct charges .. Rs.	73,919	4,96,805	5,79,678	10,27,238	8,95,262	56,324	53,803	
Indirect charges. ..	4,891	30,086	30,651	61,402	51,507	3,124	3,612	
Interest during construction.. ..	...	2,37,687	..	.....	7,83,613	...	...	
Total Estimate ..	78,810	7,64,578	6,10,329	10,88,640	17,30,382	59,448	57,415	

\* As the channel had been a second class work, no detail was kept. The discharge is being  
† Water let out from Bokh reservoir to

I-A.

excluding Sind, for the year 1923-24.

(27) Gokak Canal, 1st Section and Storage Works.	(32) Dharma Canal.	(33) Kadava River Works.			(34) Girna Left Bank.	(35) Pravara River Works.	(36) Godavari Canals.	
		Palkhed Canal.	Ojhar Tambat Canal.	Wadali Canal.	Chankapur Tank.	Lakh Canal.	Right Bank Canal.	Left. Bank. Canal
River Ghatpra- bha and Storage Works.	River Dharma.	Kadva River.	Ban- ganga River.	Kadva River.	Girna River.	Pravara River.	Godavari. River.	
...	...	13	7	2	12	2	55	33
...	...	} Supplied from Waghad	} Tank.	{	5	1	90	61
...	...				2		Supplied from Chan- kapur Tank.	1
Canal Mills								
66 68	246.03	66	17	16	64	16	314	130
66 68	69.66	66	14	12	85	11	327	160
33 68	...	37	12	7	69	6	251	139
20.16	81.17	25.48	19.56	19.79	17.16	13.57	15.21	15.33
18,668	13,562	28,832	8,055	3,486	29,182	29,913	1,44,310	88,080
17,627	12,870	26,280	7,421	2,729	25,200	25,536	1,36,390	83,000
17,627	12,870	23,466	6,824	2,433	8,500	(g) 22,760	49,331	30,109
17,627	12,870	(f) 11,853	(f) 3,384	(f) 2,785	8,500	(g) 11,280	49,331	30,109
13,19,115	95,582	2,38,087	14,541	29,771	19,69,449	3,75,189	95,46,098	
76,902	2,752	15,761	833	1,540	67,634	20,277	4,90,702	
1,44,865	...	2,12,554	2,411	32,150	...	3,65,298	..	..
15,40,882	98,334	4,66,402	17,785	63,461	(b) 20,37,083	7,60,764	(b) 1,00,36,800	

Recorded from 1st April 1924. No gauge station maintained at canal head at present.

At the village Tank at Aslali.

## STATEMENT

Source of Supply of Water.	(3)	(4) Hathmati and Khari Cut Canals combined.		(13)	(19)	(21)	(24)
	Shahada Channel.	Hathmati Canal.	Khari Cut Canal.	Jamda Canals.	Krishna Canal.	Revani Canal.	Chikhli Canal.
		Gomai River.	Hathmati River.				
Expenditure to end of 1923-24.							
Direct charges. Rs.	63,913	4,93,590	7,50,058	9,94,136	8,93,962	56,771	53,803
Indirect charges. ..	4,566	27,004	{ 47,207 870	50,001	51,515	3,040	3,639
Interest during construction ..	4,227	2,37,687	..	.....	7,83,061	...	...
Total, Expenditure Rs.	72,706	7,58,281	7,98,135	10,44,137	17,28,538	59,811	57,442
Works as now sanctioned —							
Main Canals, Irrigation .. Miles.	18·00	20	31	39	35·25	5·66	6·50
Branch Canals Irrigation .. ..	.....	....	8	.....	26·25	5·25	...
Distributaries.. ..	0·57	25	27	75	...	...	...
Of above—							
Navigable Channels .. Miles.	....	....	....	.....	...	...	...
Works completed at end of 1923-24—							
Main Canals, Irrigation .. Miles.	18·00	21	31	39	35·25	5·00	6·50
Branch Canals Irrigation .. ..	....	....	8	.....	28·62	5·25	...
Distributaries .. ..	0·57	53	29·5	75	...	...	...
Of above—							
Navigable Channels .. Miles	....	....	....	.....	...	...	...

I-A—contd.

(27) Gokak Canal, 1st Section and Storage Works.	(32) Dharma Canal.	(33) Kadva River Works.			(34) Girna Left Bank. Chankapur Tank,	(35) Pravara River Works. Lakh Canal.	(36) Godavari Canals.	
		Palkhed Canal.	Ojhar Tambat Canal.	Wadali Canal.			Right Bank Canal.	Left Bank Canal.
River Ghatprabha and Storage Works.	River Dharma.	Kadva River.	Banganga River.	Kadva River.	Girna River.	Pravara River.	Godavari River.	
13,01,750	95,510	2,71,376	7,186	28,291	19,81,695	3,52,446	97,55,157	
80,172	2,323	17,216	647	2,354	68,268	19,445	4,98,778	
2,41,093	...	3,17,565	5,044	45,031	11,19,448	3,55,414	43,52,820	
16,23,015	97,833	6,06,157	12,877	75,676	31,69,411	7,27,305	1,46,06,755	
4·10	19·00	11·00	8·00	8·62	(e) 18·61	23·00	(d) 69·00	(d) 48·00
12·03	8·15	...	..	...	...	...	(d) 5·00	..
35·43	3·71	21·50	..	...	(e) 20·67	11·00	(d) 42·25	(d) 15·25
...	...	...	..	...	...	...	...	..
4·10	19·00	11·00	4·50	8·62	(d) 18·61	23·00	(d) 69·00	(d) 48·00
12·03	8·15	..	..	...	...	...	(d) 5·00	..
35·43	3·71	13·92	..	...	(d) 20·67	11·00	(d) 42·25	(d) 15·25
...	...	...	..	...	...	...	..	..

## STATEMENT I-A—concl'd.

Source of Supply of Water.	(37)	(39)	(41)	(47)	
	Pravara Right Bank Canal.	Pravara Left Bank Canal.	Nira Left Bank Canal,	Nira Right Bank Canal.	
	Pravara River.	Pravara River.	River Nira and Reservoir at Bhatghar.	River Nira and new Reservoir at Bhatghar.	
Minimum discharge per second. } C. ft. per second.	K. 68 R. 65 H. W. 27	40 40 90	1,318 34 5	.... .... ....	
Maximum discharge of canal. } C. ft. per second.	K. 134 R. 136 H. W. 91	349 322 288	456 .... ....	.... .... ....	
Average annual rainfall .. Inches.	14.68	13.22	20.27	145*	
Gross area commanded .. Acres.	(a) 73,763	(a) 1,25,044	2,74,447	5,59,657	
Culturable area commanded .. "	(a) 58,415	(a) 99,025	2,27,670	4,47,726	
Area irrigable by complete project .. "	(a) 16,960	(a) 28,760	1,13,280	1,32,000	
Area irrigable at present .. "	(a) 16,960	(a) 28,760	1,13,280	....	
Sanctioned Estimate—					
Direct charges.. Rs.	1,43,83,925		57,34,655	4,76,28,007	
Indirect charges .. "	6,99,556		3,69,780	14,82,853	
Interest during construction .. "	....		28,44,872	....	
Total Estimate Rs. ..	(b) 1,50,83,481		(c) 89,49,307	4,91,10,860	
Expenditure to end of 1923-24.	Direct charges. Rs.		1,30,65,071	62,67,740	3,01,84,286
	Indirect charges ..		4,32,536	3,74,053	8,55,856
	Interest during construction ..		35,80,097	84,20,112	65,33,614
Total, Expenditure Rs.	1,70,77,704		1,50,61,905	3,75,73,756	

\* Estimated rainfall in the catchment.

## STATEMENT I-A—concl'd.

Source of Supply of Water.	(37)	(39)	(41)	(47)
	Pravara Right Bank Canal.	Pravara Left Bank Canal.	Nira Left Bank Canal.	Nira Right Bank Canal.
	Pravara River.	Pravara River.	River Nira and Reservoir at Bhatghar.	River Nira and new Reservoir at Bhatghar.
Works as now sanctioned—				
Main Canals, Irrigation .. Miles.	(d) 33·00	(d) 47·12	100·25	110·00
Branch Canals, Irrigation .. ..	....	(d) 12·00	....	....
Distributaries .. ..	(d) 13·00	(d) 81·25	139·00	....
Of above—				
Navigable Channels .. Miles.	....	....	....	....
Works completed at end of 1923-24—				
Main Canals, Irrigation .. Miles.	(d) 33·00	(d) 47·12	100·25	....
Branch Canals Irrigation .. ..	....	(d) 12·00	..	....
Distributaries .. ..	(d) 13·00	(d) 81·25	139·00	....
Of above—				
Navigable Channels .. Miles.	....	...	....	....

As irrigation has begun on the extended Pravara Left Bank Canal figures shown in the statement are for the new Canal. The figures for the old Pravara Left Bank Canal are not shown.

(a) The culturable and irrigable areas commanded as given in the second Revised Project of the Pravara River Works are 1,82,976 and 57,000 acres respectively, these include old areas (culturable and irrigable at present) under Lakh Canal, viz., 25,536 and 11,280 acres respectively. The balance is distributed between the two Pravara canals in proportion to their gross commands.

(b) These figures are for the whole project.

(c) These figures do not include the amount of widening the Nira Left Bank Canal.

(d) As actually completed.

(e) Includes the Girna Left Bank Canal Extension as irrigation has begun on the extension since 1921-22.

(f) These figures have been revised.

(g) Though the Lakh Canal has come into operation since the year 1870, the irrigation thereunder has not reached to its fullest project extent due to the fact—

(1) The branches which are projected to irrigate greater portion of commanded area at the tail were not at all constructed and that

(2) the supply at head being short the irrigation has never reached the project maximum limit of irrigation on constructed branches and channels and hence the area irrigable at present is much less than that arrived at by complete project.

## STATEMENT

## Statement of Reservoir Projects in the Bombay

Source of Supply.	(1)	(2)	(5)	(6)	(6a)	(7)	(8)	(9)
	Gadikeri Tank.	Mavinlop Tank.	Wangroli Tank.	Tranza Tank.	Nagramma Tank.	Savli Tank.	Sahiat Tank.	Futelao Tank.
	Nala.	Nala.	Kharwa Nala.	Matar Drainage Channel.		Gadia Tank.	Sahiat Nala.	Futelao Nala.
If supplied by rainfall. { Area of catchment. Sq.miles.	4.68	6.25	13	...	1.5	11	12.5	7
{ Average annual rainfall. Inches.	29.49	45.97	29.03	25.09		27.38	25.78	25.19
Contents of tanks between levels of surface of full supply and sill of canal head } Millions of cubic feet ..	27.50	45.75	212.00	79.97	97.14	172.27 <sup>†</sup> 210.00 <sup>‡</sup>	130	56
Area of surface at full supply .. Acres.	129	170	596.87	196.00	278.00	557	662.61	193.5
Gross area commanded. .. "	687	872	5,000	1,000	500	4,700	4,000	1,500
Culturable do. .. "	687	755	5,000	888	402	4,700	4,000	1,200
Area irrigable by complete project .. "	450	755	3,000	500	300	3,000	2,000 to 2,500	840
Do. at present .. "	417	617	3,400	500	300	3,000	2,000	800
Wells supplied by tanks No.	Not known	Nil.	...	...	...	...	...	...
Sanctioned Estimate—								
Direct Charges .. Rs.	16,990	30,379	2,03,375	2,61,048		2,25,703	1,54,133	1,02,116
Indirect Charges .. "	541	4,005	47,041	51,686		23,519	32,649	8,669
Interest during construction .. "	...	...	...	...	...	...	...	...
Total Estimate .. Rs.	17,531	34,384	2,50,416	3,12,734		2,49,222	1,86,782	1,10,785
Expenditure of 1923-24. { Direct Charges. Rs.	16,363	30,185	2,42,512	2,38,032		2,34,179	1,58,452	1,07,356
{ Indirect Charges .. "	555	3,319	50,783	42,603		21,031	25,577	9,105
{ Interest during construction. .. "	...	...	...	..	..	...	...	...
Total Expenditure .. Rs.	16,918	33,504	2,93,295	2,80,635		2,55,210	1,84,029	1,16,461
Works as now sanctioned—								
Dam (earth or masonry) .. "	Earth.	Earth.	Earth.	Earth.	Earth.	Earth.	Earth.	Earth.
Total height .. Ft.	20 feet	30.53	27.18	15.84	17.12	37.5	22.14	34.60
Canals .. Miles	...	...	13.79	5.35	2.25	8.35	9.25	4.48
Distributaries .. "	1.50	2.79	...	...	...	1.32	0.85	...
Works completed at end of 1923-24—								
Dam (height completed) .. Ft.	20 feet	30.53	27.18	15.84	17.12	37.5	22.14	34.60
Canals .. Miles	...	...	17.26	5.35	2.25	8.35	9.25	3.99
Distributaries .. "	1.50	2.79	...	..	...	1.32	1.79	...

\* The catchment area of the drainage channel is 13 sq. miles in addition.

† At provisional F.S.L. R. L. 103.50.

‡ At original F. S. L. R. L. 105.00.

## II-A.

## Presidency, excluding Sind, for 1923-24.

(10)	(11)	(12)	(14)	(15)	(16)	(17)	(18)	(20)	(22)	(23)
Lower Panjhra River Works & Mukti Tank.	Hartala Tank.	Mhasva Tank.	Bhatodi Tank.	Ekiuk Tank.	Koregaon Tank.	Ashti Tank.	Pathri Tank.	Mhasvad Tank.	Upper Man River Works (Pingli Tank).	Yerla River Irrigation Works (Nehr Tank).
Local Streams.	Local Streams.	Local Streams.	Mehekri River.	Adhela River.	Nala.	Ashti Nala.	Yerai River.	Man River.	Man River.	Yerla River.
34'22	6'80	13'40	44	159	7	92	27'5	480	20'00	59'55
20'30	26'39	27'20	24'67	28'00	26'73	24'02	27'28	7'74	18'00	24'52
324	134	17	154	2,616	84'35	1,419	407	2,601	192	480
509	472	421	315	4,551	202	2,830	681	14,014	349	670
13,117	584	4,647	15,126	17,152	2,394	17,882	5,000	129,045	8,443	11,234
12,627	527	4,075	13,657	16,941	2,394	16,825	4,586	106,214	7,623	10,680
12,627	415	1,700	12,124	16,941	1,050	11,780	2,500	24,800	2,080	6,000
12,627	415	1,700	12,124	16,941	1,050	11,780	2,500	24,800	2,080	5,480
...	...	...	...	...	...	...	...	12	29	28
4,44,486	48,890	1,29,813	3,51,76	12,28,243	40,731	7,54,250	6,43,141	20,24,327	4,16,341	6,96,754
22,774	26,150	10,202	26,51	1,06,687	1,313	80,677	29,715	1,03,947	28,190	48,560
2,37,421	...	...	...	8,00,650	...	...	...	6,56,222	...	...
7,04,681	75,940	1,40,015	3,78,277	21,35,580	42,049	8,34,927	6,72,856	27,84,496	4,44,531	7,45,314
4,45,382	47,948	1,28,781	3,52,68	12,28,117	37,923	7,62,493	6,27,825	20,05,553	4,15,835	7,32,975
23,239	25,434	10,175	27,02	1,12,269	1,266	79,215	15,021	90,463	23,451	45,752
4,18,839	...	...	...	10,27,893	...	...	...	14,45,492	...	...
8,87,460	73,382	1,38,956	3,79,707	23,68,279	39,139	8,41,708	6,42,846	35,41,508	4,39,286	7,78,727
Earth.	Earth.	Earth.	Masonry	Earth.	2 dams 1 Earth & 1 Masonry	Earth.	Earth.	Earth.	Earth.	Earth.
65	51'50	44	50	76	71 & 16	57'75	63'75	79'79	53'50	74
...	...	...	4'50	48	3'75	27'50	4'66	(b)66'25	17'50	33'33
45	5'50	7	5'50	1'68	...	3'15	3'33	43'36	6'50	4
65	51'50	44	50	76	71 & 16	57'75	63'75	79'79	53'50	74
...	...	...	4'50	48	3'75	27'50	4'66	(b)66'25	17'50	33'33
45	5'50	7	5'50	1'68	...	3'15	3'33	43'36	6'50	4

‡ At original F.S.R.L. 105'00.

§ After deducting silt.

|| Decimals have been omitted in these cases to secure uniformity all along in respect of all works pertaining to the Deccan Irrigation Division.

(b) Includes 38½ miles of branch canals.



## STATEMENT

Source of Supply.	(25)	(26)	(27)	(28)	(29)	(30)	(31)	(33)	
	Maini Tank	Muchkundi Tank.	Gokak Canal, 1st Section, and Storage Works.	Dambal Tank.	Medleri Tank.	Madag Tank	Asundi Tank.	Kadva River Works (Waghad Tank).	
	Wanga Nala.	Muchkundi Nala.	Ghatprabha River, Ghat Catchment.	Nala.	Medleri Nala	Kumudwari River.	Nala.	Kolvan River, Ghat Catchment.	
If supplied by rainfall.	Area of catchment. Sq.miles.	51.70	26.00	1,080	43	11	540	23	25
	Average annual rainfall. Inches.	20.79	16.70	(a)	15.36	14.70	23.91	20.11	47.72
Contents of tanks between levels of surface of full supply and sill feet ..	Millions of cubic feet ..	183	624	907.182	113.66	57.60	54.63	74	606
	Area of surface at full supply .. Acres.	427	1,059	2731.86	442	169	362	418	778
Gross area commanded. ..	4,876	5,570	(a)	3,600	1,916	2,851	1,800	(g)	
Culturable do. ..	4,625	5,417	(a)	2,500	830	1,345	1,011	(g)	
Area irrigable by complete project ..	4,625	3,417	(a)	2,500	1,052	2,186	1,011	(g)	
Area at present irrigable ..	4,625	750	(a)	1,000	600	1,345	1,011	(g)	
Wells supplied by tanks. No.	13	Nil.	41	Uncertain	Nil.	Nil.	Nil.	...	
Sanctioned Estimate—									
Direct Charges .. Rs.	3,68,000	1,48,200	(a)	61,162	78,237	2,32,263	67,731	4,67,662	
Indirect Charges ..	22,492	20,220	(a)	3,744	3,468	17,144	12,754	16,835	
Interest during construction ..	..	..	(a)	..	..	..	..	2,17,233	
Total Estimate .. Rs.	3,90,492	1,68,420	(a)	64,906	81,705	2,49,407	80,485	7,01,730	
Expenditure to end of 1923-1924.	Direct Charges. Rs.	4,65,960	1,40,217	(a)	60,847	78,354	1,61,248	60,741	9,72,984
	Indirect Charges ..	25,653	18,490	(a)	3,133	3,038	6,350	14,254	62,495
	Interest during construction ..	..	..	(a)	..	..	..	..	4,45,241
Total Expenditure ..Rs.	4,91,613	1,58,707	(a)	63,980	81,392	1,67,598	74,995	14,80,724	
Works as now sanctioned—									
Dam (earth or masonry) Total height .. Ft.	Earth 57.33	Masonry 60 feet	Masonry 27.00 maximum above foundation	Earth 42.25	Earth 41	Earth 100	Earth 33.95	Earth 95	
Canals Distributaries .. Miles.	9.25	5.50	16.13	..	..	9	..	(g)	
Works completed at end of 1923-24—	7.58	2.25	35.43	3.27	5.64	..	4.86	(g)	
Dam (height completed) .. Ft.	57.33	60 feet	27.00	42.25	41	100	33.95	95	
Canals Distributaries .. Miles.	9.25	5.50	4.10 main canal	..	..	9	..	(g)	
.. ..	7.58	2.25	12.03 Wadar Hatti branch	3.27	5.64	..	4.86	(g)	
			35.43						

\* Estimated rainfall in the catchments.

† Decimals have been omitted in these cases.

(a) Figures are given in Statement I-A.

(b) The tank supplies the Girna Left Bank Canal.

(c) Above lowest foundation.

(d) Above lowest point in river bed.

## II-A—concl'd.

(34)	(36)	(38)	(40)	(40a)	(41)	(41a)	(42)	(43)	(44)
Chankapur Tank, Girna Left Bank Canal.	Darna Reservoir Godavari Canals.	Parsul Tank.	Mutha Reservoir Lake Five, Mutha Canals.	Matoba Tank.	Bhatghar Reservoir, Nira Canal.	Shetphal Tank.	Kasurdi Tank.	Shirsuphal Tank.	Bladalvadi Tank.
Girna River.	Darna River.	Parsul River.	Mutha River, Ghat Catchment.	Small Nala and Mutha Right Bank Canal.	Yelvandi River, Ghat Catchment.	Nira Canal.	Kasurdi Nala.	Deccan Tributary of the Bhima River.	Deccan Tributary of the Bhima River.
100	156	17 †	196	10	128	2.33	6	23	23
34.06	34.86	16.91	138 *	16.02	*145	18.92	17.07	16.49	19.13
1,548	7,763	119 †	(h) 3,447	(j) 220	5,313	572	(j) †8	(j) †357	(j) †191
1,043 †	8,584 †	151	3,753	†417	4,775	898	379	†834	†335
(a)	(.)	3,337	94,087	10,700	(a)	(e) 25,000	597	4,500	3,000
(a)	(a)	3,197	(i) 49,800	7,133	(a)	(e) 25,000	478	2,500	2,400
(a)	(a)	1,000	16,800	3,250	(a)	4,200	150	1,800	2,000
(a)	(a)	1,000	16,800	3,250	(a)	4,200	150	1,800	2,000
(a)	(a)	...	...	...	(a)	...	...	...	...
(a)	(a)	2,15,366	64,62,810	1,93,000	(a)	7,04,442	40,812	2,09,460	2,14,382
(a)	(a)	8,246	2,56,743	17,500	(a)	46,435	4,778	12,822	14,342
(a)	(a)	...	56,54,209	..	(a)	55,157	..	....	..
(a)	(a)	2,23,612	1,23,73,762	2,10,500	(a)	8,06,034 *	45,590	2,22,282	2,28,724
(a)	(a)	2,08,007	62,44,640	Included in the Mutha Canals.	(a)	(a)	40,812	2,12,199	2,13,115
(a)	(a)	6,988	2,95,313		(a)	(a)	4,778	12,369	14,307
(a)	(a)	...	1,22,88,146		(a)	(a)	...	...	..
(a)	(a)	2,14,995	1,88,28,099		(a)	(a)	45,590	2,24,568	2,27,422
Masonry 92	Masonry 92	Earth 62.27	Masonry 97.84	Earth 48.41	{ Masonry 127 (c) 108 (d)	Earth 66	Earth 33.45	Earth 54.32	Earth 55.09
(b)	(a)	..	88	..		(a)	6.54	...	..
(a)	(a)	4.75	70	17	(a)	...	1.75	12.50	9.75
92	92	62.27	97.84	48.41	{ 127 (c) 108 (d)	66	33.45	54.32	55.09
(b)	(a)	..	88	..		(a)	6.54	...	..
(a)	(a)	4.75	67	17	(a)	...	1.75	12.50	9.75

(e) This area is also commanded by the Nira Left Bank Canal.

(g) The tank supplies the Palkhed, Ozar Tembat and Wadali Canals and their distributerics as noted in Statement I-A.

(h) Storage available after deducting 508 million cubic feet which cannot be used on account of the Poona Water Supply.

(i) Includes 7,133 acres commanded by Matoba Tank.

(j) After deducting silt deposits.

## STATEMENT

*Capital Account of Irrigation Works in Deccan*

Name of work.	DURING			
	DIRECT CHARGES.			
	Works.	Establishment.	Tools and Plant.	Total.
	2	3	4	5
	Rs.	Rs.	Rs.	Rs.
WORKS FOR WHICH CAPITAL ACCOUNTS ARE KEPT.				
PRODUCTIVE.				
<i>Works in Operation.</i>				
1. Gadikeri .. .. .	....	....	....	....
2. Mavinkop Tank .. .	....	....	....	....
3. Shahada Channel .. .	1,473	344	65	1,882
Total, Productive ..	1,473	344	65	1,882
UNPRODUCTIVE.				
<i>Works in Operation.</i>				
4. Hathmati and Khari Cut Canal ..	....	....	....	....
5. Wangroli Tank .. .. .	....	....	....	....
6. Tranza-Nagrama Tank .. .. .	....	....	....	....
7. Savli Tank .. .. .	....	....	....	....
8. Sahiat do. .. .. .	....	....	....	....
9. Futelao do. .. .. .	....	....	....	....
10. Lower Panjhra River Works ..	....	....	....	....
11. Hartala Tank .. .. .	....	....	....	....
12. Mhaswa do. .. .. .	....	....	....	....
13. Jamda Canals .. .. .	....	....	....	....
14. Bhatodi Tank .. .. .	....	....	....	....



## STATEMENT

Name of work.	DURING			
	DIRECT CHARGES.			
	Works.	Establishment.	Tools and Plant.	Total.
1	2	3	4	5
WORKS FOR WHICH CAPITAL ACCOUNTS ARE KEPT— <i>contd.</i>	Rs.	Rs.	Rs.	Rs.
UNPRODUCTIVE.				
15. Ekruk Tank .. ..	....	....	....	....
16. Koregaon do. .. ..	....	....	....	....
17. Ashti do. .. ..	2,153	503	95	2,751
18. Pathri do. .. ..	....	....	....	....
19. Krishna Canal .. ..	771	180	34	985
20. Mhaswad Tank .. ..	....	....	....	....
21. Revari Canal .. ..	....	....	....	....
22. Upper Man River Works .. ..	....	....	....	....
23. Yerla River Irrigation Works .. ..	4,240	991	188	5,419
24. Chikhli Canal .. ..	....	....	....	....
25. Maini Tank .. ..	3,000	702	133	3,835
26. Muchkundi Tank .. ..	....	....	....	....
27. Gokak Canal, First Section and Storage Works .. ..	....	....	....	....
28. Dambal Tank .. ..	....	....	....	....
29. Medleri do. .. ..	....	....	....	....
30. Madag do. .. ..	....	....	....	....
31. Asundi do. .. ..	....	....	....	....
32. Dharma Canal .. ..	....	....	....	....
33. Kadva River Works .. ..	954	262	27	1,243
34. Chankapur Tank .. ..	4,793	1,316	135	6,244

I-B-- contd.

YEAR.

		INDIRECT CHARGES.				
<i>Deduct— Receipts on Capital Account.</i>	Total.	Capita- lization.	Leave and Pension Allowances.	Audit and Accounts.	Total.	Grand Total.
6	7	8	9	10	11	12
Rs.	Rs.	Rs.	Rs.	Rs.	Rs.	Rs.
....	....	..	....	....	....	....
....	..	..	....	....	....	....
....	2,751	..	70	22	92	2,843
....	....	..	....	....	....	....
....	985	..	25	8	33	1,018
....	....	..	....	....	....	....
....	....	..	....	....	....	....
....	....	..	....	....	....	....
....	5,419	..	139	42	181	5,600
....	....	..	....	....	....	....
....	3,835	..	98	30	128	3,963
....	....	..	....	....	....	....
....	....	..	....	....	....	....
....	....	..	....	....	....	....
....	....	..	....	....	....	....
....	....	..	....	....	....	....
....	....	..	....	....	....	....
....	....	..	....	....	....	....
....	....	..	....	....	....	....
....	1,243	..	37	12	49	1,292
....	6,244	23	184	48	255	6,499

## STATEMENT

Name of work.	DURING			
	DIRECT CHARGES.			
	Works.	Establishment.	Tools and Plant.	Total.
1	2	3	4	5
<b>WORKS FOR WHICH CAPITAL ACCOUNTS ARE KEPT—<i>contd.</i></b>	Rs.	Rs.	Rs.	Rs.
<b>UNPRODUCTIVE.</b>				
35. Pravara River Works—Lakh Canal ..	....	....	....	....
36. Godavari Canal .. ..	8,000	2,197	225	10,422
37. Pravara River Canal .. ..	6,05,825	1,66,314	{ (a) 7 } 17,325	7,89,471
38. Parsul Tank .. ..	....	....	....	....
39. Pravara Left Bank Canal ..	....	....	....	....
40. Mutha Canal including Matoba Tank.	....	....	....	....
41. Nira Canal and Shetphal Tank ..	15,485	4,251	435	20,171
42. Kasurdi Tank .. ..	....	....	....	....
43. Shirsuphal do. .. ..	....	....	....	....
44. Bhadalwadi do. .. ..	....	....	....	....
<b>Total, Works in Operation ..</b>	<b>6,45,221</b>	<b>1,76,716</b>	<b>18,597</b> (a) 7	<b>8,40,541</b>
<b>Works under Construction.</b>				
45. Maladevi Tank .. ..	....	....	....	....
46. Budhihal do. .. ..	442	121	12	575
47. Nira Right Bank Canal ..	30,12,025	8,26,878	{ 90,792 } { (a) 74,419 }	40,04,114
48. Gokak Canal Survey .. ..	23,784	11,031	854	35,669
49. Victoria Tank .. ..	15	4	....	19
50. Suki River .. ..	....	....	....	....
<b>Total, Works under Construction ..</b>	<b>30,36,266</b>	<b>8,38,034</b>	<b>91,658</b> (a) 74,419	<b>40,40,377</b>

I-B—contd.

YEAR.

Deduct— Receipts on Capital Account.	INDIRECT CHARGES.					Grand Total.
	Total.	Capita- lization.	Leave and Pension Allowances.	Audit and Accounts.	Total.	
	6	7	8	9	10	
Rs.	Rs.	Rs.	Rs.	Rs.	Rs.	Rs.
....	....	..	....	....	....	....
....	10,422	175	308	80	563	10,985
12,971	7,76,500	3,141	23,284	6,058	32,483	8,08,983
....	....	..	....	....	....	....
....	....	..	....	....	....	....
....	....	..	....	....	....	....
13	20,158	..	595	155	750	20,908
....	....	..	....	....	....	....
....	....	..	....	....	....	....
....	....	..	....	....	....	....
12,984	8,27,557	3,339	24,740	6,455	34,534	8,62,091
....	....	..	....	....	....	....
319	256	..	17	4	21	277
26,519	39,77,595	4,127	1,15,763	30,120	1,50,010	41,27,605
....	35,669	..	1,544	238	1,782	37,451
148	— 129	..	1	....	1	— 128
....	....	..	....	....	....	....
26,986	40,13,391	4,127	1,17,325	30,362	1,51,814	41,65,205



## STATEMENT

Name of work.	DURING			
	DIRECT CHARGES.			
	Works.	Establish- ment.	Tools and Plant.	Total.
1	2	3	4	5
WORKS FOR WHICH CAPITAL ACCOUNTS ARE KEPT—contd.	Rs.	Rs.	Rs.	Rs.
UNPRODUCTIVE.				
<i>Works in Abeyance.</i>				
51. Gokak Canal, Second Section ..	....	....	....	....
Total, Unproductive ..	36,81,487	10,14,750	{ 1,10,255 (a) 74,426 }	48,80,918
Grand Total ..	36,82,960	10,15,094	1,10,320 (a) 74,426	48,82,800

(a) Suspense Account.

I-B—contd.

YEAR.						
		INDIRECT CHARGES.				
<i>Deduct— Receipts on Capital Account.</i>	Total.	Capita- lization.	Leave and Pension Allowances.	Audit and Accounts.	Total.	Grand Total
6	7	8	9	10	11	12
Rs.	Rs.	Rs.	Rs.	Rs.	Rs.	Rs.
.....	.....	..	.....	.....	.....	.....
39,970	48,40,948	7,466	1,42,065	36,817	1,86,348	50,27,296
39,970	48,42,830	7,466	1,42,113	36,832	1,86,411	50,29,241

## STATEMENT

Name of work.	TO END			
	DIRECT CHARGES.			
	Works.	Establishment.	Tools and Plant.	Total.
1	13	14	15	16
WORKS FOR WHICH CAPITAL ACCOUNTS ARE KEPT—contd.	Rs.	Rs.	Rs.	Rs.
PRODUCTIVE.				
<i>Works in Operation.</i>				
1. Gadikeri .. .. .	13,105	3,118	140	16,363
2. Mivinkop Tank .. ..	23,738	6,232	353	30,323
3. Shahada Channel .. ..	31,008	32,505	400	63,913
Total. Productive ..	67,851	41,855	893	1,10,599
UNPRODUCTIVE.				
<i>Works in Operation.</i>				
4. Hathmati and Khari Cut Canals ..	10,07,178	2,24,687	13,252	12,45,117
5. Wangrou Tank .. ..	2,13,031	28,361	1,863	2,43,255
6. Tranza-Nagrama Tank .. ..	2,22,942	14,168	924	2,38,034
7. Savli Tank .. ..	2,02,183	30,269	1,974	2,34,426
8. Sahiat do. .. ..	1,34,805	22,199	1,448	1,58,452
9. Futelao do. .. ..	88,822	17,325	1,209	1,07,356
10. Lower Panjhra River Works ..	3,67,303	74,888	3,228	4,45,419
11. Hartala Tank .. ..	33,437	11,936	2,579	47,952
12. Mhasva do. .. ..	1,01,259	26,399	1,129	1,28,787
13. Jamda Canals .. ..	7,88,635	1,92,310	13,212	9,94,157
14. Bhatodi Tank .. ..	2,73,838	70,183	9,354	3,53,375

I-B—contd.

OF YEAR.						
		INDIRECT CHARGES.				
<i>Deduct— Receipts on Capital Account.</i>	Total.	Capita- lization.	Leave and Pension Allowances.	Audit and Accounts.	Total.	Grand Total.
17	18	19	20	21	22	23
Rs.	Rs.	Rs.	Rs.	Rs.	Rs.	Rs.
....	16,363	13	542	..	555	16,918
138	30,185	2,101	1,218	..	3,319	33,504
	63,913	....	4,551	15	4,566	68,479
138	1,10,461	2,114	6,311	15	8,440	1,18,901
1,469	12,43,648	36,598	38,462	21	75,081	13,18,729
743	2,42,512	46,793	3,972	18	50,783	2,93,295
2	2,38,032	40,620	1,983	..	42,603	2,80,635
247	2,34,179	16,793	4,238	..	21,031	2,55,210
....	1,58,452	22,470	3,107	..	25,577	1,84,029
....	1,07,356	6,680	2,425	..	9,105	1,16,461
37	4,45,382	8,694	14,545	..	23,239	4,68,621
4	47,948	23,052	2,382	..	25,434	73,382
6	1,28,781	5,026	5,149	..	10,175	1,38,956
21	9,94,136	12,015	37,962	24	50,001	10,44,137
690	3,52,685	13,023	13,999	..	27,022	3,79,707

## STATEMENT

Name of work.	TO END			
	DIRECT CHARGES.			
	Works.	Establishment.	Tools and Plant.	Total.
1	13	14	15	16
<b>WORKS FOR WHICH CAPITAL ACCOUNTS ARE KEPT—contd.</b>	<b>Rs.</b>	<b>Rs.</b>	<b>Rs.</b>	<b>Rs.</b>
<b>UNPRODUCTIVE.</b>				
15. Ekruk Tank .. ..	10,07,089	2,12,509	9,713	12,29,311
16. Koregaon do. .. ..	30,044	7,661	218	37,923
17. Ashti do. .. ..	6,13,578	1,46,014	8,293	7,67,885
18. Pathri do. .. ..	5,21,783	1,00,435	7,403	6,29,621
19. Krishna Canal .. ..	7,35,907	1,55,453	2,602	8,93,962
20. Maswad Tank .. ..	15,98,308	3,45,781	62,937	20,07,026
21. Revari Canal .. ..	47,057	9,693	21	56,771
22. Upper Man River Works .. ..	3,14,286	95,008	6,782	4,16,076
23. Yerla River Irrigation Works .. ..	6,00,414	1,26,447	8,479	7,35,340
24. Chikhli Canal .. ..	39,984	13,611	208	53,803
25. Maini Tank .. ..	3,46,053	1,16,802	3,645	4,66,500
26. Muchkundi Tank .. ..	1,11,830	26,360	2,294	1,40,484
27. Gokak Canal, First Section and Storage Works .. ..	11,00,148	1,81,106	21,236	13,02,490
28. Dambal Tank .. ..	49,262	10,769	878	60,909
29. Medleri do. .. ..	61,881	15,324	1,155	78,360
30. Madag do. .. ..	1,26,596	31,841	2,825	1,61,262
31. Asundi do. .. ..	48,805	10,881	1,055	60,741
32. Dharma Canal .. ..	77,768	16,588	1,153	95,509
33. Kadva River Works .. ..	7,61,479	1,89,063	22,582	9,73,124
34. Chankapur Tank .. ..	15,85,692	3,36,996	61,139	19,83,827

I-B—contd.

OF YEAR.

		INDIRECT CHARGES.				
<i>Deduct— Receipts on Capital Account.</i>	Total.	Capita- lization.	Leave and Pension Allowances.	Audit and Accounts.	Total.	Grand Total.
17	18	19	20	21	22	23
Rs.	Rs.	Rs.	Rs.	Rs.	Rs.	Rs.
1,194	12,28,117	69,948	42,321	..	1,12,269	13,40,386
....	37,923	....	1,266	..	1,266	39,189
5,392	7,62,493	52,311	26,860	44	79,215	8,41,708
1,796	6,27,825	960	14,061	..	15,021	6,42,846
....	8,93,962	21,822	29,685	8	51,515	9,45,477
1,473	20,05,553	36,924	53,539	..	90,463	20,96,016
....	56,771	1,259	1,781	..	3,040	59,811
241	4,15,835	5,880	17,571	..	23,451	4,39,286
2,365	7,32,975	22,684	22,961	107	45,752	7,78,727
....	53,803	917	2,722	..	3,639	57,442
540	4,65,960	3,875	21,748	30	25,653	4,91,613
267	1,40,217	14,386	4,104	..	18,490	1,58,707
740	13,01,750	53,279	26,893	..	80,172	13,81,922
62	60,847	1,034	2,099	..	3,133	63,980
6	78,354	243	2,795	..	3,038	81,392
14	1,61,248	....	6,350	..	6,350	1,67,598
....	60,741	12,536	1,718	..	14,254	74,995
....	95,509	2	2,321	..	2,323	97,832
140	9,72,984	31,133	31,354	12	62,499	10,35,483
2,132	19,81,695	20,033	47,818	417	68,268	20,49,963

## STATEMENT

Name of work.	TO END			
	DIRECT CHARGES.			
	Works.	Establishment.	Tools and Plant.	Total.
1	13	14	15	16
<b>WORKS FOR WHICH CAPITAL ACCOUNTS ARE KEPT—contd.</b>	<b>Rs.</b>	<b>Rs.</b>	<b>Rs.</b>	<b>Rs.</b>
<b>UNPRODUCTIVE.</b>				
35. Pravara River Works Lakh—Canal .	2,64,529	68,641	19,477	3,52,647
36. Godavari Canal .. ..	81,95,901	13,34,083	2,27,199	97,57,183
37. Pravara River Canal .. ..	1,03,62,499	24,31,792	{ (a) 11 } 2,99,452	1,30,93,754
38. Parsul Tank .. ..	1,62,423	42,832	2,823	2,08,078
39. Pravara Left Bank Canal ..	2,34,163	85,770	4,528	3,24,461
40. Mutha Canal including Motaba Tank.	50,96,724	10,42,934	1,18,446 } (a) - 1,136	62,56,968
41. Nira Canal and Shetphal Tank ..	49,31,061	12,08,892	1,36,185	62,76,138
42. Kasurdi Tank .. ..	31,433	8,495	884	40,812
43. Shirsuphal do. .. ..	1,71,148	38,190	2,861	2,12,199
44. Bhadalwadi do. .. ..	1,57,001	53,493	2,621	2,13,115
<b>Total, Works in Operation ..</b>	<b>4,28,18,279</b>	<b>91,76,189</b>	<b>10,89,266</b> (a) - 1,125	<b>5,30,82,609</b>
<b>Works under Construction.</b>				
45. Maladevi Tank .. ..	2,42,869	60,546	1,473	3,04,888
46. Budhihal do. .. ..	4,00,780	90,187	5,097	4,96,064
47. Nira Right Bank Canal .. ..	2,35,71,414	50,52,953	{ 9,75,312 } (a) 648,348	3,02,48,027
48. Gokak Canal Survey .. ..	65,944	27,662	2,785	96,391
49. Victoria Tank .. ..	52,933	11,172	726	64,831
50. Suki River .. ..	12,212	2,749	178	15,139
<b>Total, Works under Construction ..</b>	<b>243,46,152</b>	<b>52,45,269</b>	<b>9,85,571</b> (a) 6,48,348	<b>3,12,25,340</b>

(a) Suspense

I-B—contd.

OF YEAR.

Deduct— Receipts on Capital Account.	INDIRECT CHARGES.					Grand Total.
	Total.	Capita- lization.	Leave and Pension Allowances.	Audit and Accounts.	Total.	
	17	18	19	20	21	
Rs.	Rs.	Rs.	Rs.	Rs.	Rs.	Rs.
201	3,52,446	5,824	13,621	..	19,445	3,71,891
2,026	97,55,157	3,11,326	1,86,769	683	4,98,778	1,02,53,935
28,683	1,30,65,071	69,672	3,40,451	22,413	4,32,536	1,34,97,607
71	2,08,007	972	6,016	..	6,988	2,14,995
144	3,24,317	6,943	16,290	..	23,233	3,47,550
12,328	62,44,640	93,528	2,01,785	..	2,95,313	65,39,953
8,398	62,67,740	1,87,189	1,86,519	345	3,74,053	66,41,793
....	40,812	3,079	1,699	..	4,778	45,590
....	2,12,199	5,137	7,232	..	12,369	2,24,568
....	2,13,115	4,067	10,240	....	14,307	2,27,422
71,432	5,30,11,177	12,68,727	14,58,813	24,122	27,51,662	5,57,62,839
2,848	3,02,040	875	9,013	..	9,888	3,11,928
3,716	4,92,348	5,741	12,626	13	18,380	5,10,723
63,599	3,01,84,428	64,950	7,07,413	83,493	8,55,856	3,10,40,284
....	96,391	....	3,872	660	4,532	1,00,923
2,217	62,614	2,463	1,566	..	4,029	66,643
....	15,139	....	385	..	385	15,524
72,380	3,11,52,960	74,029	7,34,875	84,166	8,93,070	3,20,46,030

account.

H 1075—30



## STATEMENT

Name of work.	TO END			
	DIRECT CHARGES.			
	Works.	Establishment.	Tools and Plant.	Total.
1	13	14	15	16
<b>WORKS FOR WHICH CAPITAL ACCOUNTS ARE KEPT—concl.</b>	Rs.	Rs.	Rs.	Rs.
<b>UNPRODUCTIVE.</b>				
<i>Works in Abeyance.</i>				
51. Gokak Canal, Second Section ..	92,036	70,024	14,246	1,76,306
<b>Total, Unproductive ..</b>	<b>6,72,56,467</b>	<b>1,44,91,482</b>	<b>20,89,083</b> <b>(a) 6,47,223</b>	<b>8,44,84,255</b>
<b>Grand Total ..</b>	<b>6,73,24,318</b>	<b>1,45,33,337</b>	<b>20,89,976</b> <b>(a) 6,47,223</b>	<b>8,45,94,854</b>

(a) Suspense

I-B—concl.

OF YEAR.

INDIRECT CHARGES.						
Deduct— Receipts on Capital Account.	Total.	Capita- lization.	Leave and Pension Allowances.	Audit and Accounts.	Total.	Grand Total.
17	18	19	20	21	22	23
Rs.	Rs.	Rs.	Rs.	Rs.	Rs.	Rs.
....	1,76,306	740	13,238	....	13,978	1,90,284
1,43,812	8,43,40,443	13,43,496	22,06,926	1,08,288	36,58,710	8,79,99,153
1,43,950	8,44,50,904	13,45,610	22,13,237	1,08,303	36,67,150	8,81,18,054

account.

S. K. MEHTA,  
Assistant Accounts Officer.

## STATEMENT

## STATEMENT SHOWING THE FINANCIAL RESULTS OF IRRIGATION WORKS

*Realizations under main heads of*

Name of Work.	REVENUE (ACTUAL RECEIPTS.)									
	Irrigation.			Navigation.	Planta-tions.	Water power.	Miscel-laneous.	Total.	Refunds of Revenue.	Gross revenue less refunds
	Water rate directly paid.	Share of Land Revenue.	Total.							
1	2	3	4	5	6	7	8	9	10	11
WORKS FOR WHICH CAPITAL ACCOUNTS ARE KEPT.	Rs.	Rs.	Rs.	Rs.	Rs.	Rs.	Rs.	Rs.	Rs.	Rs.
PRODUCTIVE.										
<i>Works in operation.</i>										
1 Gadikeri ..	...	1,301	1,301	..	...	...	...	1,301	...	1,301
2 Mavinkop Tank ..	...	1,978	1,978	..	...	...	...	1,978	...	1,978
3 Shahada Channel ..	5,317	5,958	11,275	..	...	...	45	11,320	71	11,249
Total, Productive ..	5,317	9,237	14,554	..	...	...	45	14,599	71	14,528
UNPRODUCTIVE.										
<i>Works in operation.</i>										
4 Hathmati and Khari-cut Canal ..	44,978	...	44,978	..	9	...	8,816	53,803	49	53,754
5 Wangroli Tank ..	1,594	...	1,594	..	...	...	604	2,198	...	2,198
6 Tranza-N a g r a m a Tank ..	45	...	45	..	...	...	348	393	...	393
7 Savli Tank ..	2,899	...	2,899	..	...	...	425	3,324	...	3,324
8 Sahiat do. ..	2,675	...	2,675	..	...	...	1,140	3,815	...	3,815
9 Futeiao do. ..	265	...	265	..	...	...	140	405	...	405
10 Lower Panjra River Works ..	13,998	9,947	23,945	..	...	...	2,642	26,587	11	26,576
11 Hartala Tank ..	94	...	94	..	246	...	559	899	...	899
12 Mhaswa do. ..	188	...	188	..	...	...	1,606	1,794	...	1,794
13 Jamda Canal ..	6,123	...	6,123	..	7	...	1,036	7,166	58	7,108
14 Bhatodi Tank ..	3,477	1,884	5,361	..	228	...	3,130	8,719	...	8,719
15 Ekruk do. ..	29,943	...	29,943	..	487	...	1,08,900	1,39,330	1,552	1,37,778
16 Koregaon do. ..	519	...	519	..	2	...	140	661	...	661
17 Ashti do. ..	16,674	...	16,674	..	36	...	9,716	26,426	...	26,426
18 Pathri do. ..	98	...	98	..	18	...	4,659	4,775	...	4,775
19 Krishna Canal ..	75,152	...	75,152	..	...	...	300	75,452	5	75,447
20 Mhasvad do. ..	57,757	...	57,757	..	1,871	...	7,847	67,475	14,120	53,355
21 Revari do. ..	2,142	...	2,142	..	...	...	714	2,856	...	2,856

I-C.

IN DECCAN AND GUJARAT FOR THE YEAR ENDING 31ST MARCH 1924.

*Revenue and Working Expenses.*

WORKING EXPENSES.												
Revenue Management.			Maintenance and Repair.							Indirect Charges.	Grand Total Working Expenses.	Net Revenue.
Establishment.		Total Revenue Management.	Establishment. Total	Works.	Repairs.	Sundries.	Tools and Plant.	Plantations.	Total Cost of Maintenance.			
Establishment.	Civil Officers.									Establishment.	Works.	Repairs.
12	13	14	15	16	17	18	19	20	21	22	23	24
Rs.	Rs.	Rs.	Rs.	Rs.	R	Rs.	Rs.	Rs.	Rs.	Rs.	Rs.	Rs.
506	130	636	86	...	345	..	12	...	443	86	1,165	136
201	198	399	35	...	138	..	5	...	178	34	611	1,367
1,016	558	1,874	605	2,052	370	..	107	...	3,134	251	5,259	5,990
1,723	1,186	2,909	726	2,052	853	..	124	...	3,755	371	7,035	7,493
34	2,245	2,283	3,479	1,293	28,174	..	39	...	32,985	787	36,055	17,699
5	80	85	555	...	4,699	..	6	...	5,260	125	5,470	- 3,272
3	2	5	283	...	2,400	..	3	...	2,686	64	2,755	- 2,362
5	145	150	516	60	4,251	..	6	58	4,891	117	5,158	- 1,834
5	134	139	500	...	4,232	..	5	1	4,738	113	4,990	- 1,175
1	13	14	153	...	1,298	..	2	...	1,453	35	1,502	- 1,097
569	2,174	2,743	340	567	753	..	60	39	1,759	141	4,643	21,933
210	17	227	125	...	500	..	22	...	647	52	926	- 27
420	9	429	251	...	658	..	44	345	1,298	104	1,831	- 37
2,021	303	2,324	1,205	98	4,202	..	213	520	6,238	500	9,062	- 1,954
2,433	348	2,781	1,450	3,306	2,261	..	257	234	7,508	602	10,891	- 2,172
3,321	6,541	9,862	1,981	356	6,938	..	350	628	10,253	821	20,936	1,16,842
379	26	405	225	...	883	..	40	19	1,167	94	1,666	- 1,005
1,490	1,064	2,554	889	...	3,535	..	157	20	4,601	268	7,423	19,003
1,310	220	1,530	780	...	3,100	..	138	22	4,040	324	5,894	- 1,119
5,257	4,614	9,871	3,134	4,921	7,189	404	555	427	16,630	1,300	27,801	47,646
4,956	2,728	7,684	1,782	1,156	5,936	..	200	35	9,109	1,014	17,807	35,548
628	107	735	374	...	1,431	..	66	67	1,938	155	2,828	28

## STATEMENT

Name of Work.	REVENUE (ACTUAL RECEIPTS).									
	Irrigation.			Navigation.	Plants-tions.	Water-power.	Miscellaneous.	Total.	Refunds of Revenue.	Gross revenue less refunds.
	Water rate directly paid.	Share of Land Revenue.	Total.							
1	2	3	4	5	6	7	8	9	10	11
WORKS FOR WHICH CAPITAL ACCOUNTS ARE KEPT—contd.	Rs.	Rs.	Rs.	Rs.	Rs.	Rs.	Rs.	Rs.	Rs.	Rs.
UNPRODUCTIVE—contd.										
Works in operation—contd.										
22 Upper Man River Works ..	4,395	...	4,395	..	..	...	566	4,961	...	4,961
23 Yerla River Irrigation Works ..	12,732	...	12,732	..	...	...	1,888	14,620	3	14,617
24 Chikhli Canal ..	1,376	...	1,376	..	...	...	513	1,889	...	1,889
25 Maini Tank ..	6,771	...	6,771	..	...	...	2,320	9,091	...	9,091
26 Muchkundi Tank ..	523	...	523	..	...	...	67	590	...	590
27 Gokak Canal First Section, Storage Works ..	47,673	...	47,673	..	...	14,313	5,699	67,685	48	67,637
28 Dambal Tank ..	337	916	1,253	..	...	...	1,285	2,538	...	2,538
29 Medleri do. ..	1,120	...	1,120	..	...	...	30	1,150	...	1,150
30 Madag do. ..	640	...	640	..	242	...	426	1,308	...	1,308
31 Asundi do. ..	904	687	1,591	..	...	...	18	1,609	...	1,609
32 Dharma Canal ..	2,097	—2,391	—294	..	...	...	...	—294	94	—388
33 Kadwa River Works	48,307	594	48,901	..	48	...	2,647	51,596	...	51,596
34 Chankapur Tank ..	53,234	...	53,234	..	201	...	475	53,910	29	53,881
35 Pravara River Works Lakh Canal ..	964	225	1,189	..	185	...	942	2,316	...	2,316
36 Godavari Canal ..	5,41,160	...	5,41,160	24	265	...	17,069	5,58,518	2,077	5,56,441
37 Pravara do. ..	1,10,776	...	1,10,776	..	2,378	...	666	1,13,820	210	1,13,610
38 Parsul Tank ..	1,310	...	1,310	..	...	...	132	1,442	...	1,442
39 Pravara Left Bank Canal ..	2,20,022	76	2,20,098	..	299	...	841	2,21,238	220	2,21,018
40 Mutha Canal including Matoba Tank ..	2,57,828	52	2,57,880	750	2,787	...	67,520	3,28,937	589	3,28,348
41 Nira Canal and Shetpal Tank ..	5,82,263	...	5,82,263	..	1,909	...	10,302	5,94,474	913	5,93,561
42 Kasurdi Tank ..	47	...	47	..	...	...	564	611	...	611
43 Shirsuphal Tank ..	3,652	...	3,652	..	...	...	3,715	7,367	...	7,367
44 Bhadalwadi do. ..	4,637	...	4,637	..	55	...	229	4,921	...	4,921
Total, Works in Operation.	21,61,389	11,990	21,73,379	774	11,273	14,313	2,70,636	24,70,375	19,978	24,50,397

I-C—contd.

## WORKING EXPENSES.

Revenue Management.			Maintenance and Repairs.							Indirect Charges.	Grand Total Working Expenses.	Net Revenue.		
Establishment.		Total Revenue Management.	Establishment Total.	Works.	Repairs.	Sundries.	Tools and Plant.	Plantations.	Total Cost of Maintenance.					
Establishment.	Civil Officers.									12	13	14	15	16
Rs.	Rs.	Rs.	Rs.	Rs.	Rs.	Rs.	Rs.	Rs.	Rs.	Rs.	Rs.	Rs.	Rs.	Rs.
644	244	888	385	...	1,535	..	68	3	1,991	159	3,038	1,923		
4,286	637	4,923	2,555	1,660	8,095	..	452	467	13,229	1,060	19,212	— 4,595		
227	69	296	135	...	541	..	24	...	700	56	1,052	837		
1,050	338	1,388	625	...	2,337	..	111	165	3,238	260	4,886	4,205		
3,110	29	3,139	530	...	1,962	..	76	160	2,728	531	6,398	— 5,808		
7,535	2,465	10,000	1,286	17	4,971	..	184	156	6,614	1,288	17,902	49,735		
733	108	841	125	...	500	..	18	...	643	125	1,609	929		
573	56	629	98	...	391	..	14	...	503	98	1,230	— 80		
1,171	32	1,203	200	...	799	..	29	...	1,028	200	2,431	— 1,123		
573	114	687	98	...	391	..	14	...	503	98	1,288	321		
1,499	— 134	1,365	— 70	...	— 282	..	40	...	— 312	197	1,250	— 1,638		
5,896	2,415	8,311	2,119	311	7,390	..	238	776	10,834	1,207	20,352	31,244		
10,820	2,664	13,484	3,889	2,690	11,981	..	437	886	19,883	2,215	35,582	18,299		
1,228	71	1,299	441	138	1,520	..	50	106	2,255	252	3,806	— 1,490		
77,684	27,426	1,05,110	27,925	2,623	97,840	— 101	3,240	11,235	1,42,762	15,902	2,63,774	2,92,667		
21,443	5,539	26,982	7,708	990	28,043	— 19	885	1,799	39,406	4,389	70,777	42,833		
451	66	517	162	...	648	..	18	...	828	92	1,437	5		
30,032	11,000	41,032	10,795	1,941	38,388	— 1	1,214	2,852	55,189	6,148	1,02,369	1,18,649		
41,202	12,466	53,668	14,811	1,632	55,447	— 216	2,164	2,164	76,002	8,434	1,38,104	1,90,244		
70,966	29,051	1,00,017	25,510	3,566	93,084	..	2,867	5,390	1,00,417	14,527	2,44,961	3,48,600		
335	2	337	121	...	466	..	14	17	618	69	1,024	— 413		
396	183	1,179	358	...	1,096	..	40	336	1,830	204	3,213	4,154		
1,044	232	1,276	375	...	1,439	..	42	62	1,918	214	3,408	1,513		
3,06,545	1,15,847	4,22,392	1,18,203	27,325	4,41,022	67	14,402	28,589	5,30,008	64,341	11,16,741	13,33,656		

## STATEMENT

Name of Work.	REVENUE (ACTUAL RECEIPTS).									
	Irrigation.			Navigation.	Planta- tions.	Water- power.	Miscel- laneous.	Total.	Refunds of Revenue.	Gross revenue less refunds.
	Water rate dir- ectly paid.	Share of Land Rev- enue.	Total.							
1	2	3	4	5	6	7	8	9	10	11
WORKS FOR WHICH CAPITAL ACCOUNTS ARE KEPT—concl'd.	Rs.	Rs.	Rs.	Rs.	Rs.	Rs.	Rs.	Rs.	Rs.	Rs.
UNPRODUCTIVE--concl'd.										
<i>Works under Construc- tion.</i>										
45 Maladevi Tank ..	...	...	...	..	...	...	...	...	...	...
46 Budhihal do. ..	...	...	...	..	...	...	...	...	...	...
47 Nira Right Bank Canal ..	...	...	...	..	...	...	...	...	...	...
48 Gokak Canal Survey	...	...	...	..	...	...	...	...	..	...
49 Victoria Tank ..	...	...	...	..	...	...	...	...	...	...
50 Suki River ..	...	...	...	..	...	...	...	...	...	...
Total Works under Construction ..	...	...	...	..	...	...	...	...	...	...
Total, Unproductive.	21,61,389	11,990	21,73,379	774	11,273	14,313	2,70,636	24,70,375	19,976	24,50,397
Grand Total ..	21,66,706	21,227	21,87,933	774	11,273	14,313	2,70,681	24,84,974	20,049	24,64,925

I-C—concl.

WORKING EXPENSES.														
Revenue Management.				Maintenance and Repairs.						Indirect Charges.	Grand Total Working Expenses.	Net Revenue.		
Establishment.		Total Revenue Management.	Establishment Total.	Works.	Repairs.	Sundries.	Tools and Plant.	Plantations.	Total Cost of Maintenance.					
Establishment	Civil Officers.									12	13	14	15	16
Rs.	Rs.	Rs.	Rs.	Rs.	Rs.	Rs.	Rs.	Rs.	Rs.	Rs.	Rs.	Rs.	Rs.	Rs.
...	...	...	...	...	...	..	...	...	...	...	...	...	...	...
...	...	...	...	...	...	..	...	...	...	...	...	...	...	...
...	...	...	...	...	...	..	...	...	...	...	...	...	...	...
...	...	...	...	...	...	..	...	...	...	...	...	...	...	...
...	...	...	...	...	...	..	...	...	...	...	...	...	...	...
...	...	...	...	...	...	..	...	...	...	...	...	...	...	...
3,06,545	1,15,847	4,22,392	1,18,203	27,325	4,41,022	67	14,402	28,989	6,30,008	64,341	11,16,741	13,33,656		
3,03,268	1,17,033	4,25,301	1,18,929	29,377	4,41,875	67	14,526	28,989	6,33,763	64,712	11,23,776	13,41,149		

S. K. MEHTA,  
Assistant Accounts Officer.



## STATEMENT

Statement showing the Financial results of Irrigation Works

1	Number of works.	Name of work.	GENERAL FINANCIAL RESULTS TO END OF						
			Milage in operation.		Estimated cost of construction (direct and indirect.)	Date of completion of work.	Date when system first came into operation.	Total capital outlay (direct and indirect).	Accumulated arrears of interest.
			Main canals and branches.	Distributaries.					
2	3	4	5	6a	6b	7	8		
		Miles.	Miles.	Rs.	Date.	Date.	Rs.	Rs.	
<b>WORKS FOR WHICH CAPITAL ACCOUNTS ARE KEPT</b>									
<b>PRODUCTIVE.</b>									
<i>Works in operation.</i>									
1	Gadikeri .. ..	..	1 50	16,918	1881-82	1882-83	16,918	..	
2	Mavinkop .. ..	..	2 79	33,504	1881-82	1882-83	33,504	3,804	
3	Shahada .. ..	18 00	0 57	78,810	1921-22	1922-23	68,479	..	
	<b>Total, Productive ..</b>	<b>18 00</b>	<b>4 86</b>	<b>1,29,232</b>	<b>..</b>	<b>..</b>	<b>1,18,901</b>	<b>3,804</b>	
<b>UNPRODUCTIVE.</b>									
<i>Works in operation.</i>									
4	Hathmati and Khari Cut Canals.	60 00	82 50	13,18,729	1883-84	1873-74	13,18,729	11,00,618	
5	Wangroli Tank .. ..	17 26	..	2,93,295	1908-09	1904-05	2,93,295	1,93,547	
6	Tranza Nagrama .. ..	7 60	..	2,80,635	1909-10	1904-05	2,80,635	2,03,750	
7	Savli Tank .. ..	8 35	1 32	2,55,210	1909-10	1908-09	2,55,210	1,98,912	
8	Sahiat do. .. ..	9 25	1 79	1,84,029	1911-12	1910-11	1,84,029	1,68,626	
9	Futelao do. .. ..	3 99	..	1,16,461	1916-17	1915-16	1,16,461	46,383	
10	Lower Panjhra River Works ..	..	45 00	4,68,621	1894-95	1851-52	4,68,621	4,90,229	
11	Hartala Tank .. ..	..	5 50	73,382	1886-87	1872-73	73,382	72,416	
12	Mhaswa do. .. ..	..	7 00	1,38,956	1886-87	1877-78	1,38,956	2,41,821	
13	Jamda Canals .. ..	39 00	75 00	10,52,828	1901-02	1870-71	10,44,137	23,50,907	
14	Bhatodi Tank .. ..	4 50	5 50	3,79,707	1891-92	1871-72	3,79,707	6,78,410	
15	Ekrak do. .. ..	48 00	1 68	13,40,386	1890-91	1872-73	13,40,386	10,87,032	
16	Koregaon tank .. ..	3 75	..	39,189	1891-92	1868-69	39,189	83,365	
17	Ashti Tank .. ..	27 50	3 15	8,41,708	1892-93	1881-82	8,41,708	10,62,400	
18	Pathri do. .. ..	4 66	3 33	6,42,846	1908-09	1906-07	6,42,846	4,01,677	
19	Krishna Canal .. ..	63 87	..	9,46,769	1891-92	1869-70	9,45,477	5,50,150	
20	Mhaswad Tank .. ..	66 25	43 36	20,96,016	1900-01	1884-85	20,96,016	25,41,959	
21	Rewari Canal .. ..	10 25	..	59,811	1892-93	1865-66	59,811	40,383	
22	Upper Man River Works ..	17 50	6 50	4,39,286	1891-92	1872-73	4,39,286	7,55,578	
23	Yerla River Irrigation Works..	33 33	4 00	7,81,274	1894-95	1869-70	7,78,727	11,02,010	
24	Chikhli Canal .. ..	6 50	..	57,442	1882-83	1870-71	57,442	1,06,177	
25	Maini Tank .. ..	9 25	7 58	4,96,168	1891-92	1875-76	4,91,613	6,88,847	
26	Muchkundi Tank .. ..	5 50	2 25	1,58,707	1890-91	1884-85	1,58,707	2,23,345	
27	Gokak Canal, First section and Storage Works ..	16 13	35 43	13,81,922	1896-97	1884-85	13,81,922	561,368	
28	Dambal Tank .. ..	..	3 27	63,980	1885-86	1880-81	63,980	78,815	

## II-C.

in the Deccan and Gujarat for, and up to the end of, 1923-24.

1923-24.		FINANCIAL RESULTS OF THE YEAR 1923-24.									
Accumulated surplus revenue.	Total sum-at-charge (column 7 + column 8).	Gross receipts (direct and indirect).	Working expenses (direct and indirect).	Net Revenue.	Percentage on capital outlay, column 7.	Percentage on sum-at-charge, column 10.	Interest.	Net profit.	Net loss.	Area irrigated.	Percentage of working expenses to receipts, (column 11 to column 12).
9	10	11	12	13	14	15	16	17	18	19	20
Rs.	Rs.	Rs.	Rs.	Rs.	Per cent.	Per cent.	Rs.	Rs.	Rs.	Acres.	Per cent.
47,108	16,918	1,301	1,165	136	80	80	544	..	408	407	89.55
8,685	37,308	1,978	611	1,367	4.08	3.66	1,004	363	..	651	30.89
	68,479	11,249	5,259	5,990	8.75	8.75	2,141	3,849	..	2,427	47.46
55,793	1,22,705	14,528	7,035	7,493	6.29	6.10	3,689	3,804	..	3,485	48.42
..	24,19,347	53,754	36,055	17,699	1.34	0.73	41,417	..	23,718	61	67.07
..	4,86,842	2,198	5,470	-3,272	..	..	8,148	..	11,420	..	248.86
..	4,84,385	393	2,755	-2,362	..	..	7,915	..	10,277	2	701.01
..	4,54,122	3,324	5,158	-1,834	..	..	7,787	..	9,621	7	155.17
..	3,52,655	3,815	4,990	-1,175	..	..	5,269	..	6,444	..	130.70
..	1,62,844	405	1,502	-1,097	..	..	3,570	..	4,667	37	370.86
..	9,58,850	26,576	4,643	21,933	4.68	2.29	14,810	7,123	..	4,453	17.47
..	1,45,798	899	926	-27	..	..	1,594	..	1,621	25	103.00
..	3,80,777	1,794	1,831	-37	..	..	4,282	..	4,319	156	102.06
..	33,95,044	7,108	9,062	-1,954	..	..	33,127	..	35,081	801	127.49
..	10,58,117	8,719	10,891	-2,172	..	..	11,727	..	13,899	1,094	124.91
..	24,27,418	1,37,778	20,936	1,16,842	8.72	4.81	40,837	76,005	..	3,043	15.19
..	1,22,554	661	1,666	-1,005	..	..	1,261	..	2,266	476	252.04
..	19,04,108	26,426	7,423	19,003	2.26	1.00	25,405	..	6,402	3,355	28.08
..	10,44,523	4,775	5,894	-1,119	..	..	20,876	..	21,995	1,240	123.43
..	14,95,627	75,447	27,801	47,646	5.04	3.19	29,722	17,924	..	9,401	36.84
..	46,37,975	53,355	17,807	35,548	1.69	0.77	66,688	..	31,140	11,252	33.37
..	1,00,194	2,856	2,828	28	0.05	0.03	1,888	..	1,860	260	99.01
..	11,94,864	4,961	3,038	1,923	.44	0.16	13,827	..	11,904	555	61.23
..	18,80,737	14,617	19,212	-4,595	..	..	24,536	..	29,131	5,892	131.43
..	1,63,619	1,889	1,052	837	1.46	0.51	1,789	..	952	328	55.69
..	11,80,460	9,091	4,886	4,205	0.86	0.36	15,476	..	11,271	1,791	53.74
..	3,82,052	590	6,398	-5,808	..	..	4,663	..	10,471	115	1,084.41
..	19,43,290	67,637	17,902	49,735	3.60	2.56	43,286	6,449	..	9,654	26.47
..	1,42,795	2,538	1,609	929	1.45	0.65	2,023	..	1,094	171	63.40

## STATEMENT

1	Number of works.	2	GENERAL FINANCIAL RESULTS TO END OF						
			Milage in operatio.		5	6a	6b	7	8
			3	4					
	Name of work.	Main canals and branches.	Distributaries.	Estimated cost of construction (direct and indirect).	Date of completion of work.	Date when system first came into operation.	Total capital outlay (direct and indirect).	Accumulated arrears of interest.	
			Miles.	Miles.	Rs.	Date.	Date.	Rs.	Rs.
		<b>UNPRODUCTIVE—contd.</b>							
		<i>Works in operation.</i>							
29	Medleri Tank .. ..	..	5.64	81,392	1887-88	1884-85	81,392	1,42,644	
30	Madag do. .. ..	9.00	..	1,67,598	1888-89	1866-67	1,67,598	3,41,628	
31	Asundi do. .. ..	..	4.86	74,995	1889-90	1884-85	74,995	1,04,903	
32	Dharma Canal .. ..	27.15	3.71	97,832	1921-22	1913-14	97,832	67,829	
33	Kadwa River Works ..	24.12	13.92	10,14,919	1907-08	1868-69	10,35,483	12,04,612	
34	Chankapur Tank .. ..	18.61	20.80	20,49,963	1909-10	1909-10	20,49,963	11,34,601	
35	Pravara River Works Lakh Canal	23.00	9.37	3,71,891	1893-94	1869-70	3,71,891	10,08,959	
36	Godavari Canal .. ..	117.00	62.50	1,02,17,561	1915-16	1911-12	1,02,53,935	25,41,316	
37	Pravara River Canal ..	33.00	13.00	1,40,49,466	Not completed 1894-95	1909-10	1,34,97,607	36,06,865	
38	Parsul Tank .. ..	..	4.75	2,18,946	1894-95	1889-90	2,14,995	2,47,555	
39	Pravara Left Bank Canal ..	47.12	93.25	3,47,550	1892-93	1874-75	3,47,550	5,20,942	
40	Mutha Canal including Matoba Tank .. ..	88.00	84.00	65,40,065	1896-97	1874-75	65,39,953	39,64,845	
41	Nira Canal and Shetphal Tank.	106.79	139.00	66,00,578	1898-99	1885-86	66,41,793	9,25,719	
42	Kasurdi Tank .. ..	..	1.75	45,590	1877-78	1869-70	45,590	1,12,171	
43	Shirsuphal Tank .. ..	..	12.50	2,24,568	1893-94	1879-80	2,24,568	3,25,542	
44	Bhadalwadi do. .. ..	..	9.75	2,27,422	1890-91	1881-82	2,27,422	2,97,702	
	Total, Works in operation ..	956.23	812.96	5,62,37,693	..	..	5,57,62,839	3,15,76,558	
	<i>Works under construction.</i>								
45	Maladevi Tank .. ..	..	..	3,14,574	Not completed		3,11,928	2,72,319	
46	Budhihal do. .. ..	..	..	14,54,620			5,10,728	3,16,932	
47	Nira Right Bank Canal .. ..	..	..	4,91,48,255	Under construction.	Under construction.	3,10,40,284	65,33,618	
48	Gokak Canal Survey .. ..	..	..	67,865			1,00,923	6,329	
49	Victoria Tank .. ..	..	..	4,61,003			66,643	37,646	
50	Suki River .. ..	..	..	....	Not completed		15,524	6,436	
	Total, Works under construction	..	..	5,14,46,317	..	..	3,20,46,030	71,73,280	
	<i>Works in abeyance.</i>								
	Gokak Canal, 2nd section ..	..	..	1,91,995	..	..	1,90,284	3,08,112	
	Total, Unproductive .. ..	956.23	812.96	10,78,76,005	..	..	8,79,99,153	3,90,57,950	
	Grand Total .. ..	974.23	817.82	10,80,05,237	..	..	8,81,18,054	3,90,61,754	

## II-C—concl'd.

1923-24.		FINANCIAL RESULTS OF THE YEAR 1923-24.									
9	10	11	12	13	14	15	16	17	18	19	20
Accumulated revenues.	Total sum-at-charge (column 7 + column 8).	Gross receipts (direct and indirect).	Working expenses (direct and indirect).	Net Revenue.	Percentage on capital outlay, column 7.	Percentage on sum-at- charge, column 10.	Interest.	Net profit.	Net loss.	Area irrigated.	Percentage of working ex- penses to receipts (column 11 to column 12).
Rs.	Rs.	Rs.	Rs.	Rs.	Per cent.	Per cent.	Rs.	Rs.	Rs.	Acres.	Per cent.
..	2,24,036	1,150	1,230	-80	..	..	2,605	..	2,685	53	106·96
..	5,09,226	1,308	2,431	-1,123	..	..	5,362	..	6,485	749	185·86
..	1,79,898	1,609	1,288	321	0·43	0·18	2,020	..	1,699	300	80·11
..	1,65,661	-388	1,250	-1,638	..	..	3,412	..	5,050	5,467	..
..	22,40,095	51,596	20,352	31,244	3·02	1·40	32,347	..	1,103	5,830	39·45
..	31,84,564	53,881	35,582	18,299	0·89	0·57	69,044	..	50,745	7,745	66·04
..	13,80,850	2,316	3,806	-1,490	..	..	11,720	..	13,210	1,048	164·34
..	1,27,95,251	5,56,441	2,63,774	2,92,667	2·85	2·29	3,29,618	..	36,951	51,808	47·40
..	1,71,04,472	1,13,610	70,777	42,833	0·32	0·25	5,66,567	..	5,23,734	12,616	62·30
..	4,62,550	1,442	1,437	5	..	..	6,917	..	6,912	1,085	99·65
..	8,68,492	2,21,018	1,02,369	1,18,649	34·13	13·66	10,784	1,07,865	..	26,713	46·32
..	1,05,04,798	3,28,348	1,38,104	1,90,244	2·91	1·81	2,07,326	..	17,082	16,578	42·06
..	75,67,512	5,93,561	2,44,961	3,48,600	5·25	4·61	2,11,885	1,36,715	..	77,339	41·27
..	1,57,761	611	1,024	-413	..	..	1,357	..	1,770	34	167·59
..	5,50,110	7,367	3,213	4,154	1·85	0·76	7,056	..	2,902	1,537	43·61
..	5,25,124	4,921	3,408	1,513	0·67	2·88	7,087	..	5,574	820	69·25
..	8,73,39,397	24,50,397	11,16,741	13,33,656	1·52	1·05	19,07,030	..	5,73,374	2,63,891	45·57
..	5,84,247	..	..	..	..	..	10,043	..	10,043	..	..
..	8,27,660	..	..	..	..	..	16,395	..	16,395	..	..
..	3,75,73,902	..	..	..	..	..	13,50,365	..	13,50,365	..	..
..	1,07,252	..	..	..	..	..	4,470	..	4,470	..	..
..	1,04,289	..	..	..	..	..	2,276	..	2,276	..	..
..	21,960	..	..	..	..	..	503	..	503	..	..
..	3,92,19,310	..	..	..	..	..	13,84,052	..	13,84,052	..	..
..	4,98,396	..	..	..	..	..	5,863	..	5,863	..	..
..	12,70,57,103	24,50,397	11,16,741	13,33,656	1·52	1·05	32,96,945	..	19,63,289	2,63,891	45·57
55,793	12,71,79,808	24,64,925	11,23,776	13,41,149	1·52	1·05	33,00,634	..	19,59,485	2,67,376	45·59

S. K. MEHTA,  
Assistant Accounts Officer.

## STATEMENT

*Demands and Realizations during the Year*

IRRIGATION WORKS.  1	Balance of demands unrealised at commencement of year (b).  2	Demands of	
		Rabi, 1922-1923.  3	Kharif, 1923-1924.  4
WORKS FOR WHICH CAPITAL ACCOUNTS ARE KEPT.	Rs.	Rs.	Rs.
PRODUCTIVE.			
<i>Works in operation.</i>			
1 Gadikeri tank .. .. .	....	....	....
2 Mavinkop tank .. .. .	....	....	....
3 Shahada Channel .. .. .	325	4,727	592
Total, Productive ..	325	4,727	592
UNPRODUCTIVE.			
<i>Works in operation.</i>			
4 Hathmati and Khari Cut Canal ..	1,07,511	12,891	....
5 Wangroli tank .. .. .	986	625	....
6 Tranza Nagrama tank .. .. .	45	....	....
7 Savli tank .. .. .	1,664	1,260	7
8 Sahiat .. .. .	933	1,736	32
9 Futelao .. .. .	54	300	31
10 Lower Panjhra river works ..	282	(d) 3,463	(d) 10,276
11 Hartala tank .. .. .	259	94	..
12 Mhaswa .. .. .	..	165	23
13 Jamda canals .. .. .	2,634	1,751	2,561
14 Bhatodi tank .. .. .	51	2,665	975
15 Ekruk .. .. .	43,547	....	1,807
16 Koregaon .. .. .	....	519	....
17 Ashti tank .. .. .	68	16,356	1,132

## III-C.

## 1923-1924 in Deccan and Gujarat.

the Year (a)		Total including balance at commencement of year.	Deduct—Remissions not including Cash Refunds.	Net Total.	Deduct—Amount unrealised at close of year.	Actual realizations of the year. (c)
Miscellaneous receipts.	Total.					
5	6	7	8	9	10	11
Rs.	Rs.	Rs.	Rs.	Rs.	Rs.	Rs.
....	....	....	....	....	....	....
....	....	....	....	....	....	....
46	5,365	5,690	114	5,576	214	5,362
46	5,365	5,690	114	5,576	214	5,362
5,828	18,719	1,26,230	50	1,26,180	72,377	53,803
604	1,229	2,215	20	2,195	—3	2,198
348	348	393	1	392	—1	393
425	1,692	3,356	2	3,354	30	3,324
1,140	2,908	3,841	....	3,841	26	3,815
140	471	525	....	525	120	405
2,640	16,379	16,661	....	16,661	21	16,640
559	653	912	....	912	13	899
1,606	1,794	1,794	....	1,794	....	1,794
1,042	5,354	7,988	14	7,974	808	7,166
3,359	6,999	7,050	....	7,050	215	6,835
1,12,362	1,14,169	1,57,716	....	1,57,716	18,386	1,39,330
142	661	661	....	661	....	661
9,752	27,240	27,308	....	27,308	882	26,426

## STATEMENT

IRRIGATION WORKS.  1	Balance of demands unrealized at commencement of year (b).  2	Demands of	
		Rabi, 1922-1923.  3	Kharif, 1923-1924.  4
WORKS FOR WHICH CAPITAL ACCOUNTS ARE KEPT—contd.	Rs.	Rs.	Rs.
UNPRODUCTIVE—contd.			
<i>Works in operation—contd.</i>			
18 Pathri tank .. .. .	—10	98	..
19 Krishna canal .. .. .	21,733	11,264	64,948
20 Mhaswad tank .. .. .	23,998	26,976	13,116
21 Rewari canal .. .. .	....	1,822	844
22 Upper Man River works .. .. .	....	2,662	1,737
23 Yerla River Irrigation works .. .. .	....	8,599	4,264
24 Chikhli canal .. .. .	23	996	857
25 Maini tank .. .. .	....	6,139	641
26 Muchkundi tank .. .. .	358	47	421
27 Gokak canal 1st section and storage works .. .. .	7,636	14,857	27,647
28 Dambal tank .. .. .	159	76	116
29 Medleri .. .. .	557	68	639
30 Madag .. .. .	2,115	1,284	1,759
31 Asundi .. .. .	435	199	279
32 Dharma canal .. .. .	6,134	....	1,312
33 Kadva River works .. .. .	20,344	18,394	37,986
34 Chankapur tank .. .. .	4,422	21,094	30,134
35 Pravara River works—Lakh canal .. .. .	159	647	445
36 Godavari canal .. .. .	1,93,253	1,77,161	4,42,910
37 Pravara .. .. .	52,164	47,394	75,194
38 Parsul tank .. .. .	2	372	938
39 Pravara LeftBnk .. .. .	1,10,692	79,786	2,13,545

## III-C—contd.

the Year (a).		Total including balance at commencement of year.	Deduct—Remissions not including Cash Refunds.	Net Total.	Deduct—Amount unrealised at close of year.	Actual realizations of the year (c).
Miscellaneous Receipts.	Total.					
5	6	7	8	9	10	11
Rs.	Rs.	Rs.	Rs.	Rs.	Rs.	Rs.
4,677	4,775	4,765	....	4,765	—10	4,775
300	76,512	98,245	....	98,245	22,793	75,452
13,909	54,001	77,999	....	77,999	10,524	67,475
714	3,380	3,380	....	3,380	524	2,856
584	4,983	4,983	....	4,983	22	4,961
1,888	14,751	14,751	....	14,751	131	14,620
513	2,366	2,389	....	2,389	500	1,889
2,320	9,100	9,100	....	9,100	9	9,091
18	486	844	....	844	254	590
19,261	61,765	69,401	43	69,358	1,673	67,685
1,285	1,477	1,636	....	1,636	14	1,622
30	737	1,294	....	1,294	144	1,150
668	3,711	5,826	....	5,826	4,518	1,308
18	496	931	....	931	9	922
..	1,312	7,446	....	7,446	5,349	2,097
2,695	59,075	79,419	278	79,141	28,139	51,002
620	51,848	56,270	....	56,270	2,360	53,910
1,127	2,219	2,378	....	2,378	287	2,091
22,055	6,42,126	8,35,379	51	8,35,328	2,76,810	5,58,518
3,043	1,25,631	1,77,795	....	1,77,795	63,975	1,13,820
130	1,440	1,442	....	1,442	....	1,442
1,126	2,94,457	4,05,149	69	4,05,080	1,83,918	2,21,162



## STATEMENT

Irrigation Works.	Balance of demands unrealized at commencement of year (b).	Demands of	
		Rabi, 1922-23.	Kharif, 1923-24.
1	2	3	4
WORKS FOR WHICH CAPITAL ACCOUNTS ARE KEPT—concl'd.	Rs.	Rs.	Rs.
UNPRODUCTIVE—concl'd.			
<i>Works in operation—concl'd.</i>			
40 Mutha canal including Matoba tank ..	95,631	23,332	2,96,870
41 Nira canal and Shetphal tank ..	13,928	92,287	4,92,677
42 Kasurdi tank .. ..	....	47	....
43 Shirsuphal ,, .. ..	....	2,453	1,199
44 Bhadalwadi ,, .. ..	1,455	2,348	1,241
Total, Unproductive ..	7,13,222	5,82,227	17,28,563
Grand Total ..	7,13,547	5,86,954	17,29,155

(a) Excluding Irrigation  
(b) Correct balances as now reported by district  
(c) Excluding " Refunds of Revenue "  
(d) Inclusive of assessment as

## III-C—concl'd.

the Year (a).		Total including balance at commencement of year.	Deduct—Remissions not including Cash Refunds.	Net Total.	Deduct—Amount unrealised at close of year.	Actual realizations of the year (c).
Miscellaneous Receipts.	Total.					
5	6	7	8	9	10	11
Rs.	Rs.	Rs.	Rs.	Rs.	Rs.	Rs.
70,370	3,90,572	4,86,203	59	4,86,144	1,57,259	3,28,885
12,078	5,97,042	6,10,970	11	6,10,959	16,485	5,94,474
564	611	611	....	611	....	611
3,715	7,367	7,367	....	7,367	....	7,367
284	3,873	5,328	....	5,328	407	4,921
3,03,939	26,14,729	33,27,951	598	33,27,353	8,68,968	24,58,385
3,03,985	26,20,094	33,33,641	712	33,32,929	8,69,182	24,63,747

share of Land Revenue.  
 officer's in Canal Returns Nos. VI and VII.  
 and "Indirect Revenue".  
 shown in Canal Return No. IX.

S. K. MEHTA,  
 Assistant Accounts Officer.

## STATEMENT

Statement showing the Financial Results of Irrigation Works in Deccan  
Principal results and operations

Irrigation Works.	Capital out- lay (direct and indirect) to end of year.	REVENUE		
		Direct		
		Occupier's rate.	Owner's rate.	Planta- tions.
1	2	3	4	5
<b>WORKS FOR WHICH CAPITAL ACCOUNTS ARE KEPT.</b>	Rs.	Rs.	Rs.	Rs.
<b>PRODUCTIVE.</b>				
<i>Works in Operation.</i>				
1 Gadikeri Tank .. ..	16,918	....	..	..
2 Mavinkop Tank .. ..	33,504	....	..	..
3 Shahada Channel .. ..	68,479	6,190	..	..
<b>Total Productive ..</b>	<b>1,18,901</b>	<b>6,190</b>	<b>..</b>	<b>..</b>
<b>UNPRODUCTIVE.</b>				
<i>Works in Operation.</i>				
4 Hathmati and Khari Cut Canal.. ..	13,18,729	135	..	..
5 Wangroli Tank .. ..	2,93,295	....	..	..
6 Tranza Nagrama Tank .. ..	2,80,635	6	..	..
7 Savli Tank .. ..	2,55,210	7	..	..
8 Sahiat do. .. ..	1,84,029	45	..	..
9 Futelao do. .. ..	1,16,461	....	..	..
10 Lower Panjhra River Works .. ..	4,68,621	12,180	..	..
11 Hartala Tank .. ..	73,382	79	..	245
12 Mhaswa do. .. ..	1,38,956	505	..	..
13 Jamda Canals .. ..	10,44,137	3,605	..	7
14 Bhatodi Tank .. ..	3,79,707	6,025	..	228
15 Ekruk Tank .. ..	13,40,386	17,260	..	486

(a) No percentage is calculated as the net

## IV-C.

and Gujarat for the year ended 1923-24, based on the assessment of the year for the year ended 31st March 1924.

ASSESSED DURING THE YEAR.					Grand Total.	Working expenses, direct and indirect.	Net assessed revenue of the year.	Percentage on capital outlay to end of year.
assessed revenue.				Indirect Revenue (Land Revenue due to operation of Canal).				
Water-power.	Naviga-tion.	Miscella-neous.	Total.					
6	7	8	9	10	11	12	13	14
Rs.	Rs.	Rs.	Rs.	Rs.	Rs.	Rs.	Rs.	Rs.
..	..	..	..	1,301	1,301	1,165	136	0·80
..	..	..	..	1,978	1,978	611	1,367	4·08
25	..	21	6,236	5,958	12,194	5,259	6,935	10·13
25	..	21	6,236	9,237	15,473	7,035	8,438	7·09
..	..	5,828	5,963	..	5,963	36,055	-30,092	(a)
..	..	604	604	...	604	5,470	-4,866	(a)
..	..	348	354	...	354	2,755	-2,401	(a)
..	..	425	432	...	432	5,158	-4,726	(a)
..	..	1,140	1,185	...	1,185	4,990	-3,805	(a)
..	..	140	140	...	140	1,502	-1,362	(a)
..	..	2,640	14,820	9,947	24,767	4,643	20,124	4·29
..	..	314	638	...	638	926	-288	(a)
..	..	1,606	2,111	...	2,111	1,831	280	0·20
..	..	1,035	4,647	...	4,647	9,062	-4,415	(a)
..	..	3,131	9,384	1,884	11,268	10,891	377	0·10
..	..	1,11,876	1,29,622	...	1,29,622	20,936	1,08,686	8·11

revenue against the work is a minus figure.

## STATEMENT

Irrigation Works.		Capital out- lay (direct and indirect) to end of year.	REVENUE		
			Direct		
			Occupier's rate.	Owner's rate.	Planta- tions.
1	2	3	4	5	
WORKS FOR WHICH CAPITAL ACCOUNTS ARE KEPT— <i>contd.</i>		Rs.	Rs.	Rs.	Rs.
UNPRODUCTIVE— <i>contd.</i>					
<i>Works in Operation—contd.</i>					
16	Koregaon Tank .. ..	39,189	2,759	..	2
17	Ashti do. .. ..	8,41,708	17,780	..	36
18	Pathri do. .. ..	6,42,846	6,725	..	18
19	Krishna Canal .. ..	9,45,477	72,778	..	..
20	Mhaswad Tank .. ..	20,96,016	70,236	..	1,872
21	Rewari Canal .. ..	59,811	1,793	..	..
22	Upper Man River Works .. ..	4,39,286	2,447	..	..
23	Yerla River Irrigation Works .. ..	7,78,727	27,505	..	..
24	Chikhli Canal .. ..	57,442	963	..	..
25	Maini Tank .. ..	4,91,613	7,953	..	..
26	Muchkundi Tank .. ..	1,58,707	468	..	..
27	Gokak Canal, First Section and Storage Works .. ..	13,81,922	50,137	..	361
28	Dambal Tank .. ..	63,980	141	..	..
29	Medleri do. .. ..	81,392	655	..	..
30	Madag do. .. ..	1,67,598	4,174	..	242
31	Asundi do. .. ..	74,995	723	..	..
32	Dharma Canal .. ..	97,832	1,352	..	..
33	Kadwa River Works .. ..	10,35,483	51,062	..	48
34	Chankapur Tank .. ..	20,49,963	51,142	..	201
35	Pravara River Works—Lakh Canal .. ..	3,71,891	2,132	..	185
36	Godavari Canal .. ..	1,02,53,935	6,08,578	..	266

(a) No percentage is calculated as the net

## IV-C—contd.

ASSESSED DURING THE YEAR.								
assessed revenue.				Indirect Revenue (Land Revenue due to operation of Canal).	Grand Total.	Working expenses, direct and indirect.	Net assessed revenue of the year.	Percentage on capital outlay to end of year.
Water-power.	Naviga-tion.	Miscella-neous.	Total.					
6	7	8	9	10	11	12	13	14
Rs.	Rs.	Rs.	Rs.	Rs.	Rs.	Rs.	Rs.	Rs.
..	..	140	2,901	...	2,901	1,666	1,235	3·15
..	..	9,716	27,532	...	27,532	7,423	20,109	2·39
..	..	4,659	11,402	...	11,402	5,894	5,508	0·86
..	..	300	73,078	...	73,078	27,801	45,277	4·79
..	..	12,037	84,145	...	84,145	17,807	66,338	3·16
..	..	714	2,507	...	2,507	2,828	-321	(a)
..	..	584	3,031	...	3,031	3,038	-7	(a)
..	..	1,888	29,393	...	29,393	19,212	10,181	1·31
..	..	513	1,476	...	1,476	1,052	424	0·74
..	..	2,320	10,273	...	10,273	4,886	5,387	1·09
..	..	18	486	...	486	6,398	-5,912	(a)
..	..	18,900	69,398	...	69,398	17,902	51,496	3·73
..	..	1,285	1,426	916	2,342	1,609	733	1·15
..	..	30	685	...	685	1,230	-545	(a)
..	..	426	4,842	...	4,842	2,431	2,411	1·44
..	..	18	741	687	1,428	1,288	140	0·19
..	..	..	1,352	-2,391	-1,039	1,250	-2,289	(a)
..	..	2,647	53,757	594	54,351	20,352	33,999	3·28
..	..	419	51,762	...	51,762	35,582	16,180	0·79
..	..	942	3,259	225	3,484	3,806	-322	(a)
..	24	21,765	6,30,633	...	6,30,633	2,63,774	3,66,859	3·58

revenue against the work is a minus figure.

## STATEMENT

Irrigation Works.  1	Capital out- lay (direct and indirect) to end of year.  2	REVENUE		
		Direct		
		Occupier's rate.  3	Owner's rate.  4	Planta- tions.  5
WORKS FOR WHICH CAPITAL ACCOUNTS ARE KEPT— <i>contd.</i>				
UNPRODUCTIVE— <i>contd.</i>				
<i>Works in Operation—contd.</i>				
37 Pravara Canal .. ..	1,34,97,607	1,21,771	..	2,378
38 Parsul Tank .. ..	2,14,995	5,378	..	..
39 Pravara Left Bank Canal .. ..	3,47,550	2,95,433	..	299
40 Mutha Canal including Matoba Tank .. ..	65,39,953	3,15,902	..	2,787
41 Nira Canal and Shetphal Tank .. ..	66,41,793	7,46,490	..	1,909
42 Kasurdi Tank .. ..	45,590	72	..	..
43 Shirsuphal Tank .. ..	2,24,568	6,958	..	..
44 Bhadalvadi do. .. ..	2,27,422	2,830	..	55
Total Unproductive .. ..	5,57,62,839	25,16,184	..	11,625
Grand Total .. ..	5,58,81,740	25,22,374	..	11,625

(a) No percentage is calculated as the net

## IV-C—concl.

ASSESSED DURING THE YEAR.								
assessed revenue.				Indirect Revenue (Land Revenue due to operation of Canal).	Grand Total.	Working expenses, direct and indirect.	Net assessed revenue of the year.	Percentage on Capital outlay to end of year.
Water-power.	Navigation.	Miscellaneous.	Total.					
6	7	8	9	10	11	12	13	14
..	..	665	1,24,814	...	1,24,814	70,777	54,037	0.40
..	..	130	5,508	...	5,508	1,437	4,071	1.89
..	..	827	2,96,559	76	2,96,635	1,02,369	1,94,266	55.86
..	750	66,833	3,86,272	52	3,86,324	1,38,104	2,48,220	3.79
..	..	10,169	7,58,568	...	7,58,568	2,44,961	5,13,607	7.73
..	..	564	636	...	636	1,024	— 388	(a)
..	..	3,715	10,673	...	10,673	3,213	7,460	3.33
..	..	229	3,114	...	3,114	3,408	— 294	(a)
..	774	2,91,540	28,20,123	11,990	28,32,113	11,16,741	17,15,372	3.08
25	774	2,91,561	28,26,359	21,227	28,47,586	11,23,776	17,23,810	3.08

revenue against the work is a minus figure.

S. K. MEHTA,  
Assistant Accounts Officer.



## STATEMENT

*Statement of Area irrigated by Irrigation Works in the Bombay*

No	Name of work.	Area irrigated in acres.					Double cropped.	
		Kharif.	Rabi.	Total.	Flow.	Lift.	Area irrigated.	Percentage of Total Area.
1	2	3	4	5	6	7	8	9
WORKS FOR WHICH CAPITAL AND REVENUE ACCOUNTS ARE KEPT.								
PRODUCTIVE.								
1	Gadikeri Tank .. .. .	(s) 407	..	(s) 407	407	..	..	..
2	Mavinkop Tank .. .. .	(s) 651	..	(s) 651	651	..	..	..
3	Shahada channel Patasthal .. .. . Jirayat .. .. .	(s) 95 135	(s) 990 1,203	(s) 1,085 1,338	} 2,423	..	..	..
	Total Productive .. .. .	135 (s) 1,153	1203 (s) 990	1,338 (s) 2,143				
UNPRODUCTIVE.								
4	Hathmati and Khari Cut Canals .. .. .	(p)32 (q)21	26 ..	58 21	54 17	4 4	.. ..	.. ..
5	Wangroli Tank .. .. .	..	..	..	..	..	..	..
6	Tranza-Nagrama Tanks .. .. .	..	(l) 2	2	..	2	..	..
7	Savli Tank .. .. .	7	..	7	7	..	..	..
8	Sahiat Tank .. .. .	(n) 12 (m) 12	..	12	12	..	..	..
9	Futelao Tank .. .. .	..	37	37	37	..	..	..
10	Lower Panjhra River Works Patasthal .. .. . Jirayat .. .. .	(r) 1,499 802	(s) 125 439	(s) 1,624 1,241	2,865	..	1,447 153	55.8
11	Hartala Tank .. .. .	..	25	25	25	..	..	..
12	Mhasva Tank .. .. .	4	152	156	152	4	..	..
13	Jamda Canals .. .. .	455	346	801	801	..	..	..
14	Bhatodi Tank .. .. .	221	873	1,094	1,081	13	71	6.49
15	Ekrak Tank .. .. .	75	2,968	3,043	2,819	224	..	..
16	Koregaon Tank .. .. .	..	476	476	469	7	..	..
17	Ashti Tank .. .. .	52	3,303	3,355	3,344	11	..	..
18	Pathri Tank .. .. .	..	1,240	1,240	1,186	54	..	..
19	Krishna Canal .. .. .	6,292	3,109	9,401	8,080	1,321	194	2
20	Mhaswad Tank .. .. .	(2,283) 2,531	(8,970) 8,722	11,253	11,253	..	..	..
21	Revani Canal .. .. .	115	144	259	258	1	80	31
22	Upper Man River Works .. .. .	414	141	555	555	..	..	..
23	Yerla River Irrigation Works .. .. .	1,552	4,340	5,892	5,850	42	651	11

I-E.

*Presidency, excluding Sind, during the year 1923-24.*

Average discharges, cubic feet per second.				Area irrigated per cubic foot per second.				Base to which the duties of water are calculated	
At Head.		Utilized.		Discharged at Head.		Utilized.		Kharif.	Rabi.
Kharif.	Rabi.	Kharif.	Rabi.	Kharif.	Rabi.	Kharif.	Rabi.		
10	11	12	13	14	15	16	17	18	19
0·57	..	0·57	..	714	..	714	..	16th January to 15th October.	16th October to 15th January.
0·48	..	0·48	..	1,356	..	1,356	..	Do.	Do.
..	..	Discharge was not taken.		..	..	Not available.		15th June to 14th October.	15th October to 14th February.
..	..	..	..	..	..	..	..	..	..
..	20	..	11	..	26	..	3	15th June to 14th October.	15th October to 14th February.
..	(r) 3	..	..	..	..	..	..	Do.	Do.
..	..	..	..	..	..	..	..	Do.	Do.
0·72	..	0·72	..	9·72	..	9·72	..	Do.	Do.
..	..	..	..	..	..	..	..	Do.	Do.
..	1·59	..	1·59	..	23·27	..	23·27	Do.	Do.
·75	4·92	·75	4·92	3,068	114·64	3,068	114·64	Do.	Do.
0·00	0·084	0·00	0·084	..	309	..	309	15th February to 14th October.	Do.
0·124	2·34	0·124	2·34	32	69	32	69	Do.	Do.
34·59	47·94	34·59	47·94	13	10	13	10	Do.	Do.
0·45	4·02	0·45	4·02	480	273	480	273	16th June to 15th October.	16th October to 15th February.
2·27	14·42	1·36	13·81	33·04	209	55·15	217	15th February to 14th October.	15th October to 14th February.
..	2·63	..	2·63	..	181	..	181	Do.	Do.
1·18	17·51	1·18	17·51	44	191	44	191	Do.	Do.
..	5·15	..	5·15	..	240	..	240	Do.	Do.
57·39	61·78	57·39	61·78	139	127	139	127	16th February to 15th October.	16th October to 15th February.
56	9	56	94	(a) 41	(a) 95	(a) 41	(a) 95	15th February to 14th October.	15th October to 14th February.
2·62	2·32	2·51	2·32	53	114	55	114	16th February to 15th October.	16th October to 15th February.
3·08	0·61	3·08	0·61	143	395	143	395	Do.	Do.
9·46	26·00	9·46	26·00	168	206	168	206	Do.	Do.

## STATEMENT

No.	Name of work.	Area irrigated in acres.					Double cropped.		
		Kharif.	Rabi.	Total.	Flow.	Life.	Area irrigated.	Percentage of Total Area.	
1	2	3	4	5	6	7	8	9	
WORKS FOR WHICH CAPITAL AND REVENUE ACCOUNTS ARE KEPT— <i>contd.</i> UNPRODUCTIVE— <i>contd.</i>									
24	Chikhli Canal .. .. .	294	34	328	321	7	..	.	
25	Maini Tank .. .. .	..	1,791	1,791	1,759	32	..	.	
26	Muchkundi Tank .. .. .	95	20	115	115	..	..	..	
27	Gokak Canal, First Section and Storage Works.	5,089	4,564	9,653	9,210	443	..	..	
28	Dambal Tank .. .. .	21 (s) 144	6	27 (s) 144	27 (s) 144	..	..	..	
29	Medleri Tank .. .. .	47	6	53	44	9	..	..	
30	Madag Tank .. .. .	391	358	749	747	2	..	..	
31	Asundi Tank .. .. .	40	70 (s) 190	110 (s) 190	103 (s) 190	7	..	..	
32	Dharma Canal .. .. .	240 (s) 5,227	..	240 (s) 5,227	240 (s) 5,227	..	..	..	
33	Kadwa River Works. {	Waghad Tank .. .. .	..	..	..	..	..	..	
		Palkhed Canal .. .. .	(2,180) 1,893	(2,630) 1,116	3,009	2,915	94	44	1.46
		Ojhar Tambat Canal .. .. .	(1,041) 926	(1,211) 473	1,399	1,399	..	37	2.64
		Wadali Canal .. .. .	(980) 879	(982) 544	1,423	1,412	11	5	0.35
34	Girna Left Bank Canal .. .. .	(3,267) 4,313	(5,319) 3,432	7,745	7,709	36	1,209	15.61	
35	Pravara River Works—Lakh Canal .. .. .	(333) 499	(430) 549	1,048	990	58	304	29.06	
36	Lake Beale—Darna Dam .. .. .	..	346	346	..	346	..	..	
36	Godavari Right Bank Canal .. .. .	(14,105) 14,975	(20,044) 16,916	31,891	31,882	9	2,160	6.77	
	Godavari Left Bank Canal .. .. .	(8,791) 9,179	(13,314) 10,391	19,570	19,544	26	689	3.52	
37	Pravara River Works—Pravara Right Bank Canal.	(4,731) 5,831	(7,948) 6,785	12,616	12,616	..	716	5.68	
38	Parsul Tank .. .. .	(322) 271	(873) 814	1,085	1,085	..	163	15.02	
39	Pravara River Works—Pravara Left Bank Canal.	(14,930) 14,446	(16,325) 12,267	26,713	26,713	..	1,940	7.26	
40	Mutha Canals .. .. .	(11,942) 12,371	(7,127) 2,336	14,707 28	14,542	165	31	0.21	
	Matoba Tank .. .. .	(1,454) 1,460	(1,870) 1,951	3,411	3,411	..	145	4.25	

I-E—contd.

Average discharges, cubic feet per second.				Area irrigated per cubic foot per second.				Base to which the duties of water are calculated.	
At Head.		Utilized.		Discharged at Head.		Utilized.		Kharif.	Rabi.
Kharif.	Rabi.	Kharif.	Rabi.	Kharif.	Rabi.	Kharif.	Rabi.		
10	11	12	13	14	15	16	17	18	19
2·53	0·81	2·53	0·81	129	181	129	181	16th February to 15th October.	16th October to 15th February.
0·60	3·18	0·60	3·18	..	574	..	574	Do.	Do.
..	..	..	..	..	..	..	..	Do.	Do.
36·36	32·83	36·36	32·83	137·07	173·01	137·07	173·01	15th February to 14th October.	15th October to 14th February.
0·50	0·51	0·50	0·51	330·00	22·00	330·00	22·00	16th January to 15th October.	16th October to 15th January.
2·46	1·41	2·46	1·41	19·00	38·00	19·00	38·00	Do.	Do.
3·80	13·65	3·80	13·65	103·00	30·00	103·00	30·00	Do.	Do.
2·66	6·76	2·66	6·76	15·00	42·00	15·00	42·00	Do.	Do.
34·25	14·58	34·25	14·58	160·00	..	160·00	..	Do.	Do.
..	..	..	..	..	..	..	..		
25	36	25	36	(c) 87	(c) 73	(c) 87	(c) 73		
8	6	8	6	130	(d) 202	130	(d) 202	15th June to 14th October.	15th October to 14th February.
9	8	9	8	(c) 109	123	(c) 109	123		
32	49	32	49	(c) 102	(c) 109	(c) 102	(c) 109		
6	7	6	7	(c) 55	(c) 61	(c) 55	(c) 61		
..	..	..	..	..	..	..	..		
181	246	181	246	(e) 78	(e) 81	(e) 78	(e) 81	15th February to 14th October.	Do.
102	129	102	129	(e) 86	(e) 103	(e) 86	(e) 103		
73	97	73	97	(f) 65	(f) 82	(f) 65	(f) 82		
(j) 6	(j) 4	(j) 6	(j) 4	(c) 54	(d) 218	(c) 54	(d) 218	15th June to 14th October.	Do.
187	231	187	231	(f) 75	(f) 71	(f) 75	(f) 71		
189	137	(h)	(h)	(i) 63	(i) 52	..	..	15th February to 14th October.	Do.
(j) 12	16	12	16	(j) 121	(j) 117	(j) 121	(j) 117		
								15th June to 14th October.	Do.

## STATEMENT

No.	Name of work.	Area irrigated in acres.					Double cropped.	
		Kharif.	Rabi.	Total.	Flow.	Lift.	Area irrigated.	Percentage of Total Area.
1	2	3	4	5	6	7	8	9
WORKS FOR WHICH CAPITAL AND REVENUE ACCOUNTS ARE KEPT— <i>contd.</i> UNPRODUCTIVE— <i>contd.</i>								
41	Nira Canal .. .. .	(41,869) 30,971	(40,524) 40,156	71,127	70,258	869	3,019	4.02
	Shetpal Tank .. .. .	(4,367) 2,392	(3,193) 3,821	6,213	6,200	13	50	0.80
42	Kasurdi Tank .. .. .	..	34	34	34	..	..	..
43	Shirsuphal Tank .. .. .	(619) 298	(992) 1,239	1,537	1,537	..	28	1.82
44	Bhadalwadi Tank .. .. .	(344) 301	(542) 519	820	820	..	6	0.73
	Total Unproductive ..	119,807 (s) 6,870	136,881 (s) 315	256,688 * 28 (s) 7,185	260,059	3,814	13,142	..
	Grand Total, Productive and Unproductive ..	119,942 (s) 8,023	138,084 (s) 1,305	258,026 * 28 (s) 9,328	263,540	3,814	13,142	4.95

Note.—The bold figures in brackets represent areas actually irrigated during the respective seasons and the duties have during the rabi season are assessed in Kharif papers and *vice versa*. In the rabi season in addition to pure rabi crops the rabi area.

- (a) Low duties are due to scanty rain fall which necessitated a greater draw off from the tank, the crops being mostly  
(b) The difference between the discharges "At head" and "utilized" is due to canal water having been let into  
(c) Low duties are due to scattered nature of irrigation. The duties shown against the Kadwa River Works and season.  
(d) High duties are due to timely rainfall in the area irrigated and to consequent less consumption of canal water.  
(e) The duties on the Godavari canals are low and divergent as the proportion of sugarcane and other perennial crops  
(f) The low duties on the Pravara canals are due to the fact that irrigation is yet under development.  
(g) The high duties on the Shetpal Tank are due to the smallness of channel and concentration of irrigation.  
(h) Figures of "utilized" discharge are not available as the quantity let into the Matoba tank was not measured. A also to the suburbs of Poona and for industrial purposes.  
(i) The low duties on the Mutha canals are due to high proportion of sugarcane and other perennials which require a  
(j) The discharge from these tanks in the hot weather season being uncertain as well as very small has not been accounted discharge from these tanks for days together and the actual number of days on which the channels were in flow have been  
(k) This Tank received a very meagre replenishment during the rabi season, only one watering could be issued.  
(l) This represents irrigation by lift from the well situated in the bed of Tranza tank.  
(m) This represents hot weather cultivation.  
(n) This represents hot weather area and so columns 10, 12, 14 and 16 are not calculated as duty is only calculated on  
(o) There was no hot weather crop.  
(p) This includes 17 acres of hot weather and was irrigated from the last years supply in Chandola tank and 4 acres  
(r) This supply from Bokh reservoir was let out to fill Gam tank at Aslali for domestic use.  
(s) Area under consolidated assessment.

Note by the Superintending Engineer, Central Division :—

As perennial and eight months crops are irrigated during the rabi season in order to obtain the figures of duty for the rabi season are added to areas of rabi in column 4 and the total so obtained is divided by figures of rabi discharges  
\* An area of 28 acres is indirectly irrigated by underground percolation from the Mutha Right Bank Canal.

I-E *concl.*

Average discharges, cubic feet per second.				Area irrigated per cubic foot per second.				Base to which the duties of water are calculated.	
At Head.		Utilized.		Discharged at Head.		Utilized.		Khari.	Rabi.
Kharif.	Rabi.	Kharif.	Rabi.	Kharif.	Rabi.	Kharif.	Rabi.		
10	11	12	13	14	15	16	17	18	19
(b) 327	308	(b) 284	308	128	132	147	132	15th February to 14th October.	15th October to 14th February.
24	28	24	28	(g) 182	114	(g) 182	114	Do.	Do.
(k)	(k)	(k)	(k)	..	..	..	..	} 15th June Do. to. 15th October	Do.
(j) 4	6	4	6	(j) 155	(j) 165	(j) 155	(j) 165		
(j) 6	10	6	10	(j) 57	(j) 54	(j) 57	(j) 54		
..	..	..	..	..	..	..	..		
..	..	..	..	..	..	..	..		

been calculated on these figures. They differ from these in statement IV-E owing to the fact that certain areas irrigated perennial and eight months crops are irrigated. To obtain correct duties therefore these crops have to be added to

dependent on tank water.

Shetphal tank and run to waste through scouring sluices.

Lakh Canal are fictitious figures as perennial and hot weather crops are mostly irrigated on well water during hot weather

to the seasonal crops are low and divergent.

large quantity of water is besides supplied for drinking and domestic purposes to the Poona City and Cantonment and

larger quantity of water and also to the fact that a large quantity of water is supplied for drinking purposes, etc.

for. The duties are calculated on an eight months basis. Even during the monsoon and rabi seasons there is no taken for purposes of duties.

the pure kharif area.

kharif irrigated under Wasai reservoir.

rabi season in columns 15 and 17 the areas of perennial and eight months crops given in statement 'G' irrigated in in columns 11 and 13. The figures in columns 15 and 17 thus represent areas actually irrigated per cusec.

## STATEMENT

Statement showing Incidence of Working Expenses and Assessed Water the year

No.	Name of work.	Average discharge of the year at Canal Head in cubic feet per second.	Water-rate assessed.				
			Occupier's.	Owner's.	Total Direct.	Indirect.	Total Direct and Indirect.
WORKS FOR WHICH CAPITAL AND REVENUE ACCOUNTS ARE KEPT.			Rs.	Rs.	Rs.	Rs.	Rs.
PRODUCTIVE.							
1	Gadikeri Tank .. ..	0·71	..	..	..	1,301	1,301
2	Mavinkop Tank .. ..	0·42	..	..	..	1,978	1,978
3	Shahada Channel .. ..	..	6,190	..	6,190	5,958	12,148
	Total, Productive .. ..	..	6,190	..	6,190	9,237	15,427
UNPRODUCTIVE.							
4	Hathmati Canal and Khari Cut Canal ..	{ 13 1 }	135	..	135	..	135
5	Wangroli Tank .. ..	..	..	..	..	..	..
6	Tranza Nagrama Tanks .. ..	..	6	..	6	..	6
7	Savli Tank .. ..	5·43	7	..	7	..	7
8	Sahiat Tank .. ..	..	45	..	45	..	45
9	Futelao Tank .. ..	3·99	..	..	..	..	..
10	Lower Panjhra River Works .. ..	2·38	12,180	..	12,180	9,947	22,127
11	Hartala Tank .. ..	0·028	79	..	79	..	79
12	Mhasva Tank .. ..	0·87	505	..	505	..	505
13	Jamda Canals .. ..	39·09	3,605	..	3,605	..	3,605
14	Bhatodi Tank .. ..	2·23	6,025	..	6,025	1,884	7,909
15	Ekrak Tank .. ..	6·36	17,260	..	17,260	..	17,260
16	Koregaon Tank .. ..	0·95	2,759	..	2,759	..	2,759
17	Ashti Tank .. ..	6·68	17,780	..	17,780	..	17,780
18	Pathri Tank .. ..	1·73	6,725	..	6,725	..	6,725
19	Krishna Canal .. ..	58·87	72,778	..	72,778	..	72,778
20	Mhaswad Tank .. ..	69	70,236	..	70,236	..	70,236
21	Revani Canal .. ..	2·51	1,793	..	1,793	..	1,793
22	Upper Man River Works .. ..	2·36	2,447	..	2,447	..	2,447
23	Yerla River Irrigation Works .. ..	17·93	27,505	..	27,505	..	27,505
24	Chikhli Canal .. ..	2·10	963	..	963	..	963
25	Maimi Tank .. ..	1·78	7,953	..	7,953	..	7,953
26	Muchkundi Tank .. ..	..	468	..	468	..	468

\* Area under consoli

## II-E.

*Revenue on Canals in the Bombay Presidency, excluding Sind, during 1923-24.*

Gross assessed Revenue from all sources.	Working Expenses, Direct and Indirect.	Area irrigated during the year.	Working Expenses.			Occupier's Rate.		Total Water-rate, Direct and Indirect.	
			Per cent. on Gross Revenue	Per Acre irrigated.	Per Cubic foot per Second of Discharge at Canal Head.	Per Acre irrigated.	Per Cubic foot per Second of Discharge at canal Head.	Per Acre irrigated.	Per Cubic foot per Second of Discharge at canal Head.
Rs.	Rs.	Acres.	Rs.	Rs.	Rs.	Rs.	Rs.	Rs.	Rs.
1,301	1,165	407*	89.55	2.86	1,641.00	..	..	3.20	1,832.32
1,978	611	651*	30.89	0.94	1,454.76	..	..	3.04	4,709.52
12,194	5,259	11,338 1,085*	43.12	2.17	..	2.55	..	5.01	..
15,473	7,035	{ 1,338 2,143* }	45.46	2.02	..	1.77	..	4.43	..
5,963	36,055	{ 58 21 }	604.64	456.40	2,575.35	1.70	15	1.70	15
604	5,470	..	905.62	..	..	..	..	..	..
354	2,755	2	778.24	1,377.50	..	3.00	..	3.00	..
432	5,158	7	1,193.98	736.85	949.90	1.00	1.29	1.00	1.29
1,185	4,990	12	421.09	415.83	..	3.75	..	3.75	..
140	1,502	37	1,072.85	40.59	376.44	..	..	..	..
24,767	4,643	{ 1,241 1,624* }	18.74	1.62	19.53	4.24	5,117.64	7.72	9,297.10
638	926	25	145.14	37.04	33,071	3.16	2,821	3.16	2,821
2,111	1,831	156	86.74	11.74	2,105	3.24	580	3.24	580
4,647	9,062	801	195.01	11.31	232	4.50	92	4.50	92
11,268	10,891	1,094	0.97	9.95	4,883.85	5.50	2,701.79	7.23	3,546.64
1,29,622	20,936	3,043	16.15	6.88	3,292	5.67	2,714	5.67	2,714
2,901	1,666	476	57.43	3.5	1,754	5.80	2,904	5.80	2,904
27,532	7,423	3,355	26.96	2.21	1,111	5.30	2,662	5.30	2,662
11,402	5,894	1,240	51.69	4.75	3,407	5.42	3,887	5.42	3,887
73,078	27,801	9,401	38.04	2.95	472	7.74	1,253.25	7.74	1,253.25
84,145	17,807	11,253	21.04	1.58	258	6.24	1,017.91	6.24	1,017.91
2,507	2,828	259	112.80	10.92	1,126	6.92	714.34	6.92	714.34
3,031	3,038	555	100.23	5.47	1,287	4.40	1,036	4.40	1,036
29,391	19,212	5,892	65.36	3.26	1,071	4.66	1,534.02	4.66	1,534.02
1,471	1,052	328	71.27	3.20	500	2.94	458	2.94	458
10,273	4,886	1,791	47.56	2.72	2,744	4.44	4,468	4.44	4,468
486	6,398	115	1,316.45	55.61	..	4.07	..	4.07	..

dated assessment.



## STATEMENT

No.	Name of Work.	Average Discharge of the year at Canal Head in Cubic feet per Second	Water-rate Assessed.				
			Occupier's.	Owner's.	Total Direct.	Indirect.	Total Direct and Indirect.
	WORKS FOR WHICH CAPITAL AND REVENUE ACCOUNTS ARE KEPT— <i>contd.</i>		Rs.	Rs.	Rs.	Rs.	Rs.
	UNPRODUCTIVE— <i>contd.</i>						
27	Gokak Canal, 1st Section and Storage Works .. .. .	35.17	50,137	..	50,137	..	50,137
28	Dambal Tank .. .. .	0.50	141	..	141	916	1,057
29	Medleri Tank .. .. .	2.20	655	..	655	..	655
30	Madag Tank .. .. .	6.27	4,174	..	4,174	..	4,174
31	Asundi Tank .. .. .	3.68	723	..	723	687	1,410
32	Dharma Canal .. .. .	29.29	1,352	..	1,352	-2,391	-1,039
33	Kadwa River Works { Waghad Tank Palkhed Canal Ojhar-Tambat Canal Wadali Canal..	.. 26 6 7 }	51,062	..	51,062	594	51,656
34	Girna Left Bank Canal .. .. .	39	51,142	..	51,142	..	51,142
35	Pravara River Works—Lakh Canal ..	6	2,132	..	2,132	225	2,357
35	{ Lake Beale Darna Dam .. .. . Godavari Right Bank Canal .. .. . Godavari Left Bank Canal .. .. .	.. 203 111 }	6,08,578	..	6,08,578	..	6,08,578
37	Pravara River Works—Pravara Right Bank Canal .. .. .	81	1,21,771	..	1,21,771	..	1,21,771
38	Parsul Tank .. .. .	5	5,378	..	5,378	..	5,378
39	Pravara River Works—Pravara Left Bank Canal .. .. .	202	2,95,433	..	2,95,433	76	2,95,509
40	{ Mutha Canals and .. .. . Matoba Tank .. .. .	172 11 }	3,15,902	..	3,15,902	52	3,15,954
41	{ Nira Canal and .. .. . Shetphal Tank .. .. .	321 25 }	7,46,490	..	7,46,490	..	7,46,490
42	Kasurdi Tank .. .. .	..	72	..	72	..	72
43	Shirsuphal Tank .. .. .	5‡	6,958	..	6,958	..	6,958
44	Bhadalvadi Tank .. .. .	4‡	2,830	..	2,830	..	2,830
	Total, Unproductive .. .. .	..	25,16,184	..	25,16,184	11,990	25,28,174
	Grand, Total .. .. .	..	25,22,374	..	25,22,374	21,227	25,43,601

\* Area under consolidated  
 † This represents one area of 28 acres indirectly irrigated by  
 ‡ Average discharge is calculated for the period during which there was  
 § High rates are due to high proportion of Sugarcane, which is a

## II-E—concl'd.

Gross assessed Revenue from all sources.	Working Expenses Direct and Indirect.	Area irrigated during the year.	Working Expenses.			Occupier's Rate.		Total Water-rate. Direct and Indirect.	
			Per cent. on Gross Revenue.	Per Acre irrigated.	Per Cubic foot per Second of Discharge at Canal Head.	Per Acre irrigated.	Per Cubic foot per Second of Discharge at Canal Head.	Per Acre irrigated.	Per Cubic foot per Second of Discharge at Canal Head.
Rs.	Rs.	Acre s.	Rs.	Rs.	Rs.	Rs.	Rs.	Rs.	Rs.
69,398	17,902	9,653	25·79	1·85	509·01	5·19	1,425·56	5·19	1,425·56
2,342	1,609	27 1,44 *	68·70	9·41	3,218·00	5·22	282·00	6·18	2,114·00
685	1,230	53	179·30	23·21	559·10	12·38	298·18	12·38	298·18
4,842	2,431	749	51·20	3·25	387·72	5·57	665·71	5·57	665·71
1,428	1,288	110 190 *	50·20	4·29	350·00	6·57	196·47	4·70	383·15
— 1,039	1,250	2,40 5,227 *	..	0·23	42·68	5·63	46·15	..	..
54,351	20,352	{ 3,009 1,399 1,423 }	37·43	3·48	521·84	8·75	1,309·53	8·85	1,324·51 §
51,762	35,582	7,745	68·74	4·60	912	6·60	1,311	6·60	1,311
3,484	3,806	1,048	109·24	3·63	634	2·04	355	2·25	393
6,30,633	2,63,774	{ 346 31,891 19,570 }	41·82	5·09	840	11·74	1,938·14	11·74	1,938·14 §
1,24,814	70,777	12,616	56·76	5·61	874	9·65	1,503	9·65	1,503 §
5,508	1,437	1,085	26·08	1·33	287	4·96	1,076	4·96	1,076
2,96,63	1,02,369	26,713	34·51	3·83	509	11·05	1,462·53	11·06	1,463 §
3,86,324	1,38,104	18,118 † (28)	35·80	7·62	755	17·40	1,726·24	17·41	1,726·52 §
7,58,568	2,44,961	77,340	32·29	3·17	708	9·65	2,157·48	9·65	2,157·48 §
636	1,024	34	161·01	30·12	..	2·12	..	2·12	..
10,673	3,213	1,537	30·10	20·90	643	4·53	1,392	4·53	1,392
3,114	3,408	820	109·44	4·16	852	3·45	707	3·45	707
28,32,113	11,16,741	2,56,716 7,185*	39·43	4·23	..	9·53	..	9·57	..
28,47,586	11,23,776	2,58,054 9,328*	39·42	4·20	..	9·43	..	9·51	..

assessment, underground percolation from the Mutha Right Bank Canal. water in the tanks. high rated crop on the Godavari, Pravara, Nira, Mutha and Kadwa canals.

## STATEMENT

## Statement of Quantity and Value of Crops Irrigated in the Bombay

	1		2		3		4		5		
	Gadikeri Tank.		Mavinkop Tank.		bahada Channel.		Hathmati and Khari Cut Canals.		Wangroli Tank.		
	Area irrigated.	Estimated value.	Area irrigated.	Estimated value.	Area irrigated.	Estimated value.	Area irrigated.	Estimated value.	Area irrigated.	Estimated value.	
	Acres.	Rs.	Acres.	Rs.	Acres.	Rs.	Acres.	Rs.	Acres.	Rs.	
Gardens and Orchards { Vegetables ..	..	..	..	..	78	12,400	9	463	..	..	
{ Fruits and other trees ..	..	..	..	..	..	..	..	..	..	..	
Sugarcane ..	..	..	..	..	..	..	12	3,540	..	..	
Cereals {	Wheat ..	..	..	..	682	15,852	1	32	..	..	
	Barley ..	..	..	..	..	..	8	195	..	..	
	Rice ..	..	..	..	..	..	7	419	..	..	
	Maize ..	..	..	..	..	..	..	..	..	..	
	Jowar ..	..	..	..	..	4	100	8	471	..	..
	Chino, Ragi, Rala, Wara ..	..	..	..	..	..	..	..	..	..	
	Bajri ..	..	..	..	..	..	..	..	..	..	
	Miscellaneous ..	..	..	..	..	..	..	..	..	..	
	Pulses {	Gram, Udid, Mug ..	..	..	..	..	..	..	..	..	..
		Tur ..	..	..	..	10	250	..	..	..	..
Peas ..		..	..	..	..	..	..	..	..	..	
Groundnut ..		..	..	..	..	..	..	..	..	..	
Miscellaneous ..		..	..	..	..	..	..	..	..	..	
Fodder Crops {	Fodder ..	..	..	..	..	..	..	..	..	..	
	Lucerne, etc. ..	..	..	..	..	1	200	..	..	..	
Fibres .. {	Cotton ..	..	..	..	..	..	..	..	..	..	
	Ta g (Hemp) ..	..	..	..	..	..	..	..	..	..	
Dyes ..	..	..	..	..	..	..	..	..	..	..	
Drugs and Narcotics {	Tobacco ..	..	..	..	..	..	34	1,358	..	..	
	Bhang ..	..	..	..	..	..	..	..	..	..	
Oilseeds {	Mustard, Sesam ..	..	..	..	..	..	..	..	..	..	
	Linseed, Castor-oil ..	..	..	..	..	..	..	..	..	..	
		..	..	..	..	26	1,050	..	..	..	

## III-E—contd.

Presidency, excluding Sind, during the year 1923-24.

	1		2		3		4		5	
	Gadikeri Tank.		Mavinkop Tank.		Shahada Channel.		Hathmati and Khari Cut Canals.		Wangroli Tank.	
	Area irrigated.	Estimated value.	Area irrigated.	Estimated value.	Area irrigated.	Estimated value.	Area irrigated.	Estimated value.	Area irrigated.	Estimated value.
	Acres.	Rs.	Acres.	Rs.	Acres.	Rs.	Acres.	Rs.	Acres.	Rs.
Condi-ments. {	Chilly and Onions .	..	..	..	..	..	..	..	..	..
	Garlic, Turmeric and Methi ..	..	..	..	..	324	14,430	..	..	..
Miscellaneous ..	..	..	..	..	213	..	..	..	..	..
Land insufficiently irrigated ..	..	..	..	..	..	..	..	..	..	..
Land assessed but not irrigated ..	..	..	..	..	..	..	..	..	..	..
Total ..	..	..	..	..	1,338	44,282	79	6,478	..	..
Area on which consolidated assessment is levied ..	407	12,225	651	39,180	1,085	40,604	..	..	..	..

## STATEMENT

	6		7		8		9		10	
	Tranza-Nagramma Tanks.		Savli Tank.		Sahiat Tank.		Futelao Tank.		Lower Panjhra River Works.	
	Area irrigated.	Estimated value.	Area irrigated.	Estimated value.	Area irrigated.	Estimated value.	Area irrigated.	Estimated value.	Area irrigated.	Estimated value.
	Acres.	Rs.	Acres.	Rs.	Acres.	Rs.	Acres.	Rs.	Acres.	Rs.
Gardens and Orchards. {										
Vegetables.	..	..	..	..	..	..	..	..	20	2,310
Fruits and other trees ..	..	..	..	..	..	..	..	..	..	..
Sugarcane ..	..	..	..	..	..	..	..	..	..	..
Wheat ..	2	100	..	..	7	350	37	2,960	454	14,029
Barley ..	..	..	..	..	..	..	..	..	..	..
Rice ..	..	..	4	200	..	..	..	..	..	..
Maize ..	..	..	..	..	5	100	..	..	..	..
Jowar ..	..	..	..	..	..	..	..	..	19	723
Cereals. {										
Chino, Ragi, Rala, Wara ..	..	..	..	..	..	..	..	..	..	..
Bajri ..	..	..	..	..	..	..	..	..	82	1,958
Miscellaneous ..	..	..	..	..	..	..	..	..	..	..
Gram, Udid, Mug ..	..	..	..	..	..	..	..	..	23	485
Tur ..	..	..	..	..	..	..	..	..	..	..
Pulses .. Peas ..	..	..	..	..	..	..	..	..	204	5,429
Groundnut ..	..	..	..	..	..	..	..	..	..	..
Miscellaneous ..	..	..	..	..	..	..	..	..	..	..
Fodder Crops. {										
Fodder ..	..	..	2	40	..	..	..	..	10	250
Luce r n e, etc. ..	..	..	..	..	..	..	..	..	..	..
Fibres .. {										
Cotton ..	..	..	..	..	..	..	..	..	187	4,494
Tasag (Hemp) ..	..	..	1	50	..	..	..	..	..	..
Dyes ..	..	..	..	..	..	..	..	..	..	..
Drugs and Narcotics .. {										
Tobacco ..	..	..	..	..	..	..	..	..	..	..
Rhang ..	..	..	..	..	..	..	..	..	179	7,130
Oilseeds {										
Mustard, Sesam ..	..	..	..	..	..	..	..	..	..	..
Linseed, Castor-oil ..	..	..	..	..	..	..	..	..	42	1,549

## III.E—contd.

	6		7		8		9		10	
	Tranza-Nagramma Tanks.		Savli Tank.		Sahiat Tank.		Futelao Tank.		Lower Panjhra River Tanks.	
	Area irrigated.	Estimated value.	Area irrigated.	Estimated value.	Area irrigated.	Estimated value.	Area irrigated.	Estimated value.	Area irrigated.	Estimated value.
	Acres.	Rs.	Acres.	Rs.	Acres.	Rs.	Acres.	Rs.	Acres.	Rs.
Condi-ments. { Chilly and Onions..	..	..	..	..	..	..	..	..	..	..
{ Garlic, Turmeric and Methi ..	..	..	..	..	..	..	..	..	..	..
Miscellaneous ..	..	..	..	..	..	..	..	..	21	..
Land insufficiently irrigated ..	..	..	..	..	..	..	..	..	..	..
Land assessed but not irrigated ..	..	..	..	..	..	..	..	..	..	..
<b>Total ..</b>	<b>2</b>	<b>100</b>	<b>7</b>	<b>290</b>	<b>12</b>	<b>450</b>	<b>37</b>	<b>2,960</b>	<b>1,241</b>	<b>38,357</b>
Area on which consolidated assessment is levied ..	..	..	..	..	..	..	..	..	1,624	2,60,614



STATEMENT III-E—*contd.*

	11		12		13		14		15		
	Hartala Tank.		Mhasva Tank.		Jamda Canals.		Bhatodi Tank.		Ekruk Tank.		
	Area irrigated.	Estimated value.	Area irrigated.	Estimated value.	Area irrigated.	Estimated value.	Area irrigated.	Estimated value.	Area irrigated.	Estimated value.	
	Acres.	Rs.	Acres.	Rs..	Acres.	Rs.	Acres.	Rs.	Acres.	Rs.	
Condi- ments. {	Chilly and Onions ..	..	..	2	100	49	2,967	8	1,110	4	500
	Garlic, Turmeric and Methi ..	..	..	..	..	4	90	..	..	..	..
Miscellaneous ..	..	..	19	..	2	..	24	11,975	..	..	
Land insufficiently irrigated ..	..	..	..	..	..	..	..	..	3	..	
Land assessed but not irrigated ..	..	..	..	..	..	..	..	..	..	..	
Total ..	25	749	156	4,576	801	65,536	1,094	1,46,814	3,043	6,44,300	
Area on which consolidated assessment is levied ..	..	..	..	..	..	..	..	..	..	..	











## STATEMENT III-E—contd.

	26		27		28		29		30		
	Muchkundi Tank.		Gokak Canal 1st Section and Storage Works.		Dambal Tank.		Medleri Tank.		Madag Tank.		
	Area irri- gated.	Esti- mated value.	Area irri- gated.	Esti- mated value.	Area irri- gated.	Esti- mated value.	Area irri- gated.	Esti- mated value.	Area irri- gated.	Esti- mated value.	
	Acres.	Rs.	Acres.	Rs.	Acres.	Rs.	Acres.	Rs.	Acres.	Rs.	
Gardens and Orchards.	Vegetables.	..	..	41	2,065	2	60	2	40	34½	3,060
	Fruits and other trees ..	42	3,970	29	3,426	4½	142	4½	14,730	..	..
Sugarcane ..	..	..	386	46,305	..	..	2½	412	146	22,160	
Cereals.	Wheat ..	..	..	..	..	½	10	..	..	..	..
	Barley ..	..	..	475	10,456	..	..	..	..	..	..
	Rice ..	..	..	89	3,548	..	..	..	..	348	10,440
	Maize ..	..	..	2,725	193,392	..	..	..	..	..	..
	Jowar ..	..	..	2,266	40,718	19½	740	4	338	½	20
	Chino, Ragi, Rala, Wara ..	..	..	510	7,650	..	..	..	..	..	..
	Bajri ..	..	..	77	1,148	..	..	..	..	1	50
Miscella- neous ..	..	..	..	..	..	..	..	..	..	..	
Pulses ..	Gram, Udid, Mug ..	..	..	433	6,500	..	..	..	..	..	..
	Tur ..	..	..	..	..	..	..	..	..	..	..
	Peas ..	..	..	..	..	..	..	..	..	..	..
	Ground- nut ..	..	..	262	802	..	..	..	..	..	..
	Miscella- neous ..	..	..	..	..	..	..	..	..	..	..
Fodder Crops.	Fodder ..	..	..	..	..	..	..	..	..	..	..
	Luce r n e, etc. ..	..	..	..	..	..	..	..	..	..	..
Fibres ..	Cotton ..	..	..	909	45,474	..	..	..	..	..	..
	T a g (Hemp) ..	..	..	547	8,209	..	..	..	..	..	..
Dyes ..	..	..	..	..	..	..	..	..	..	..	
Drugs and Narco- tics ..	Tobacco ..	..	..	41	*	..	..	..	..	1	160
	Bhang ..	..	..	..	..	..	..	..	..	..	..
Oilseeds	Mustard, Sesam..	..	..	..	..	..	..	..	..	..	..
	Linseed, Castor- oil ..	..	..	1	3	..	..	..	..	..	..

\*Assessment not fixed.

STATEMENT III-E—*contd.*

	26		27		28		29		30		
	Muchkundi Tank.		Gokak Canal 1st Section and Storage Works.		Dambal Tank.		Medleri Tank.		Madag Tank		
	Area irri- gated.	Esti- mated value.	Area irri- gated.	Esti- mated value.	Area irri- gated.	Esti- mated value.	Area irri- gated.	Esti- mated value.	Area irri- gated.	Esti- mated value.	
	Acres.	Rs.	Acres.	Rs.	Acres.	Rs.	Acres.	Rs.	Acres.	Rs.	
Condi- ments. {	Chilly and Onions ..	..	..	583	4,732	..	..	..	..	..	..
	Garlic, Turmeric and Methi ..	..	..	..	..	..	..	13	180	179	20,110
Miscellaneous ..	73	1,290	279	41,854	..	..	..	..	39	..	
Land insufficiently irrigated ..	..	..	..	..	..	..	..	..	..	..	
Land assessed but not irrigated ..	..	..	..	..	..	..	..	..	..	..	
Total ..	115	5,260	9,653	3,16,282	27	952	53	15,700	749	56,000	
Area on which con- solidated assessment is levied ..	..	..	..	..	144	5,760	..	..	..	..	



## STATEMENT III-E—contd.

	31		32		33—Kadva River Works.					
	Asundi Tank.		Dharma Canal.		Palkhed Canal.		Ojhar Tambat Canal.		Wadali Canal.	
	Area irrigated.	Estimated value.	Area irrigated.	Estimated value.	Area irrigated.	Estimated value.	Area irrigated.	Estimated value.	Area irrigated.	Estimated value.
	Acres.	Rs.	Acres.	Rs.	Acres.	Rs.	Acres.	Rs.	Acres.	Rs.
Condi-ments. { Chilly and Onions..	..	..	..	..	675	84,541	307	34,413	135	13,834
{ Garlic, Turmeric and Methi ..	39	4,673	..	..	54	5,536	11	490	44	5,226
Miscellaneous ..	2	120	..	..	..	..	..	..	..	..
Land insufficiently irrigated ..	..	..	..	..	..	..	..	..	..	..
Land assessed but not irrigated, ..	..	..	..	..	265	..	215	..	307	..
Total ..	110	16,375	240	19,200	3,009	3,02,887	1,399	1,28,047	1,423	94,215
Area on which consolidated assessment is levied ..	190	20,000	5,227	2,09,080	..	..	..	..	..	..





## STATEMENT III-E—contd.

	33—Kadva River Works—concl'd.		34		35		36A		36B	
	Waghad Tank.		Chankapur Tank.		Pravara River Works—Lakh Canal.		Godavari Right Bank Canal.		Godavari Left Bank Canal.	
	Area irrigated.	Estimated value.	Area irrigated.	Estimated value.	Area irrigated.	Estimated value.	Area irrigated.	Estimated value.	Area irrigated.	Estimated value.
	Acres.	Rs.	Acres.	Rs.	A res.	Rs.	Acres.	Rs.	Acres.	Rs.
Condi-ments. { Chilly and Onions..	..	..	14	1,389	5	182	159	21,201	314	43,159
{ Garlic, Turmeric and Methi ..	..	..	91	4,384	..	..	..	..	..	..
Miscellaneous ..	..	..	..	..	..	..	346*	..	..	..
Land insufficiently irrigated ..	..	..	592	..	..	..	..	..	..	..
Land assessed but not irrigated ..	..	..	841	..	315	..	3,670	..	2,062	..
Total ..	..	..	7,745	6,16,764	1,048	62,021	32,237	58,74,696	19,570	46,51,512
Area on which consolidated assessment is levied ..	..	..	..	..	..	..	..	..	..	..

\* This represents area in the basin of lake Beale given out for cultivation. The areas are not measured separately for each crop. hence no valuation can be made.



## STATEMENT III-E—contd.

	37		38		39		40		41
	Pravara River Works—Pravara Right Bank Canal.		Parsul Tank.		Pravara River Works—Pravara Left Bank Canal.		Mutha Canals including Matoba Tank.		Nira Canal including Shetphal Tank.
	Area irrigated.	Estimated value.	Area irrigated.	Estimated value.	Area irrigated.	Estimated value.	Area irrigated.	Estimated value.	Area irrigated.
	Acres.	Rs.	Acres.	Rs.	Acres.	Rs.	Acres.	Rs.	Acres.
Con di-ments. { Chilly and Onions..	86	3,453	9	1,432	265	17,377	284	85,200	580
{ Garlic, Turmeric and Methi ..	..	..	21	2,137	..	..	..	..	590
Miscellaneous ..	..	..	..	..	..	..	28*	1,400*	..
Land insufficiently irrigated ..	..	..	..	..	..	..	145	..	14,986
Land assessed but not irrigated ..	1,665	..	50	..	2,287	..	1,861	..	5,195
Total ..	12,616	13,80,557	1,085	95,714	26,713	49,64,713	18,146	49,01,310	77,340
Area on which consolidated assessment is levied ..	..	..	..	..	..	..	..	..	..

\*This represents area indirectly irrigated by under-ground percolation from the Mutha Right Bank Canal and value estimated was Rs. 1,400.

## STATEMENT III-E—concl'd.

	41 Nira Canal including Shetphal Tank.	42 Kasurdi Tank.		43 Shirsuphal Tank.		44 Bhadalvadi Tank.		Total.		
		Estimated value.	Area irrigated.	Esti- mated value.	Area irrigated.	Esti- mated value.	Area irrigated.	Esti- mated value.	Area irrigated.	Estimated value.
	Rs.	Acres.	Rs.	Acres.	Rs.	Acres.	Rs.	Acres.	Rs.	
Gardens and Orchards ..	Vegetables ..	45,000	..	..	7	4,200	1	600	1,179½	3,05,135
	Fruits and other trees ..	1,00,000	..	..	30	18,000	1	600	2,426½	7,50,754
Sugarcane ..	..	57,30,400	..	..	47	28,200	36	21,600	34,821½	2,41,96,432
Cereals ..	Wheat ..	68,000	..	..	84	12,600	3	450	25,295½	20,35,574
	Barley ..	....	..	..	..	..	..	..	526	12,572
	Rice ..	....	..	..	16	2,400	20	3,000	1,679	1,43,494
	Maize ..	....	..	..	..	..	2	200	3,409	1,22,248
	Jowar ..	40,36,050	33	4,950	760	1,14,000	450	67,500	60,699½	65,77,325
	Chino Ragi, Rala, Wara ..	....	..	..	..	..	..	..	555	8,884
	Bajri ..	6,24,000	..	..	376	37,600	213	21,300	36,590	19,34,549
Pulses ..	Miscellaneous ..	....	..	..	..	..	..	..	287	9,605
	Gram, Udid, Mug ..	55,200	..	..	28	1,680	6	450	14,783	7,47,757
	Tur ..	11,700	..	..	2	200	1	75	258	22,768
	Peas ..	....	..	..	..	..	..	..	267	9,958
Fodder Crops.	Groundnut ..	10,81,200	..	..	37	7,400	31	6,200	18,589	22,54,868
	Miscellaneous ..	....	..	..	..	..	..	..	368	30,090
	Fodder ..	22,400	..	..	2	150	..	..	5,022	3,45,993
Fibres ..	Luce r ne, etc. ..	10,000	..	..	..	..	..	..	1,621	3,85,549
	Cotton ..	9,600	..	..	118	29,500	41	6,150	3,947	7,79,086
Dyes ..	Tag (Hemp) ..	2,800	..	..	..	..	..	..	995	27,814
Drugs and Narcotics ..	..	....	..	..	..	..	..	..	..	....
	Tobacco ..	2,000	..	..	1	100	..	..	273	25,512
Oilseeds.	Bhang ..	....	..	..	..	..	..	..	251	28,692
	Mustard, Sesam ..	....	..	..	..	..	..	..	52	1,393
	Linseed, Castor-oil ..	....	..	..	5	625	1	125	76	3,382

## STATEMENT III-E—concl'd.

	41 Nira Canal in- cluding Shetphal Tank.	42 Kasurdi Tank.		43 Shirsuphal Tank.		44 Bhadalvadi Tank.		Total	
	Estimated value.	Area irrigated.	Esti- mated value.	Area irrigated.	Esti- mated value.	Area irrigated.	Esti- mated value.	Area irrigated.	Estimated value
	Rs.	Acres.	Rs.	Acres.	Rs.	Acres.	Rs.	Acres.	Rs.
Condi- ments. { Chilly and Onions..	81,200	..	..	..	..	..	..	4,091	4,77,830
{ Garlic, Turmeric and Methi ..	53,100	..	..	..	..	..	..	2,441½	11,28,170
Miscellaneous ..	....	..	..	..	..	..	..	1,453	80,796
Land insufficiently irrigated ..	....	..	..	..	..	..	..	15,747	....
Land assessed but not irrigated ..	....	1	..	24	..	14	..	20,351	....
Total ..	1,19,32,650	34	4,950	1,537	2,56,655	820	1,28,250	2,58,054	4,24,46,176
Area on which con- solidated assessment is levied ..	..	..	..	..	..	..	..	9,328	5,87,463

STATEMENT

*Comparative Statement of Irrigation and Rainfall for the years*

Civil District.	Of the Civil District.			Works supplying Irrigation.	
	Total area in Acres.	Culturable area in Acres.	Cultivated area in Acres.	No.	Name.
1	2	3	4	5	6
	Acres.	Acres.	Acres.		
Ahmedabad ..	2,457,756	1,864,752	1,373,820	4	Hathmati Canal .. Khari Cut Canal .. Total ..
Kaira ..	1,029,159	850,239	793,732	5 6 7 8	Wangroli Tank .. .. Tranza Nagrama .. .. Savli Tank .. .. Saiat Tank .. .. Total ..
Panch Mahals ..	1,028,706	636,658	534,034	9	Futelao Tank .. ..
West Khandesh ..	3,481,182	1,575,978	1,389,322	3 10	Shahada Channel .. .. Lower Panjra River Works .. Total ..
East Khandesh ..	2,908,679	2,124,766	2,001,410	11 12 13	Hartala Tank .. .. Mhaswa Tank .. .. Jamda Canals .. .. Total ..
Nasik District ..	3,771,013	2,476,959	1,977,124	33 34 38 36	Kadwa River Works. { Waghad Tank .. .. Palkhed Canal .. .. Ozar Tambat Canal .. .. Wadali Canal .. .. Girna Left Bank Canal .. .. Parsal Tank .. .. Godavari River Works. { Lake Beale Godavari .. .. Godavari Right Bank Canal .. .. Do. Left Bank Canal .. .. Total ..

## IV-E.

## 1922-23 and 1923-24 in the Bombay Presidency excluding Sind.

Culturable area commanded by the Irrigation Works in column 6 in Acres.	Area at present estimated as annually irrigable by the works specified in column 6.	Area irrigated Acres.						Rainfall.	
		1922-23.			1923-24.			1922-23	1923-24
		Kharif.	Rabi.	Total.	Kharif.	Rabi.	Total.		
7	8	9	10	11	12	13	14	15	16
Acres.	Acres.	Acres.	Acres.	Acres.	Acres.	Acres.	Acres.	Inches.	Inches.
28,840	8,000	820	3,049	3,869	32	26	58	26·02	§ 11·20
20,000	16,000	3,797	2,219	6,016	21	..	21	34·89	† 11·58
48,840	24,000	4,617	5,268	9,885	53	26	79		
5,000	3,400	753	288	1,041	..	..	..	26·02	{ 13·20
1,290	800	..	..	..	..	2	2	25·92	{ 11·44
4,700	3,000	.. 896	.. 593	1,489	7	..	7	25·82	{ 14·19
4,000	2,000	235	497	732	12	..	12	27·00	{ 7·79
14,990	9,200	1,884	1,378	3,262	19	2	21		
1,200	800	30	83	113	..	37	37	20·22	‡ 14·92
3,000	2,400	147	1,111	1,258	135	1,203	1,338	} 17·53	19·66
12,627	12,627	†† 48	†† 927	†† 975	†† 95	†† 990	†† 1,085		
		174	616	790	802	439	1,241	} 17·80	18·92
		†† 1,531	†† 96	†† 1,627	†† 1,499	†† 125	†† 1,624		
15,627	15,027	†† 1,579	†† 1,023	†† 2,602	†† 1,594	†† 1,115	†† 2,709		
		321	1,727	2,048	937	1,642	2,579		
527	415	41	31	72	..	25	25	26·42	22·53
4,075	1,700	98	50	148	4	152	156	15·67	15·50
40,185	5,000	1,308	520	1,828	455	346	80	23·38	19·73
44,787	7,115	1,447	601	2,048	459	523	982		
26,280	11,853	2,872	1,336	4,208	1,893	1,116	3,009	12·40	18·99
7,421	3,384	1,509	507	2,016	926	473	1,399	10·52	22·89
2,729	2,785	1,076	579	1,655	879	544	1,423	11·84	14·64
25,200	8,500	3,785	3,863	7,648	4,313	3,432	7,745	9·78	14·57
3,197	1,000	151	102	253	271	814	1,085	4·72	11·65
{ 83,000	30,109	223	179	402	..	346	346	27·54	35·03
		1,286	2,801	4,087	1,685	2,629	4,314	17·27	15·21
{ ..	{ ..	1,458	4,918	6,376	1,998	3,355	5,353	17·27	15·23
147,827	57,631	12,360	14,285	26,645	11,965	12,709	24,674		

§ At Prantij.

† At Ahmedabad Civil Hospital.

‡ Rain gauges fixed on the tanks.



## STATEMENT

Civil District.	Of the Civil District.			Works supplying Irrigation.	
	Total area in Acres.	Culturable area in Acres.	Cultivated area in Acres.	No.	Name.
1	2	3	4	5	6
Ahmednagar District..	Acres. 4,242,106	Acres. 3,203,452	Acres. 2,593,710	36	Godavari River Works. { Godavari Right Bank Canal. Do. Left Bank Canal.
				35	Lakh canal .. ..
				37	Pravara Right Bank Canal ..
				39	Pravara Left Bank Canal ..
				14	Bhatodi Tank .. ..
					Total ..
Poona District ..	3,427,445	2,557,337	1,958,844	41	Nira Canal and Shetphal Tank.
				40	Mutha Canals and Matoba Tank.
				42	Kasurdi Tank .. ..
				43	Shirsuphal Tank .. ..
				44	Bhadalwadi Tank .. ..
					Total ..
Sholapur ..	2,916,104	2,534,489	2,133,391	15	Ekruk Tank .. ..
				16	Koregaon Tank .. ..
				17	Ashti Tank .. ..
				18	Pathri Tank .. ..
				20	Mahswad Tank .. ..
					Total ..
Satara ..	3,141,355	2,363,116	1,991,683	20	Mahswad .. ..
				19	Krishna Canal .. ..
				21	Revari Canal .. ..
				22	Upper Man River Works ..
				23	Yerla River Irrigation Works.
				24	Chikhli Canal .. ..
				25	Maini Tank .. ..
					Total ..

## IV-E—contd.

Culturable area commanded by the Irrigation Works in column 6 in Acres.	Area at present estimated as annually irrigable by the works specified in column 6.	Area irrigated in Acres.						Rainfall.	
		1922-1923.			1923-1924.			1922-23	1923-24
		Kharif.	Rabi.	Total.	Kharif.	Rabi.	Total.		
7	8	9	10	11	12	13	14	15	16
Acres.	Acres.	Acres.	Acres.	Acres.	Acres.	Acres.	Acres.	Inches.	Inches.
136,390	49,331	11,047	15,067	26,114	13,290	14,287	27,577	17-27	15-21
25,536	11,280	5,758	7,889	13,647	7,181	7,036	14,217	17-27	15-33
58,415	(a) 16,960	367	327	694	499	549	1,048	23-05	13-57
99,025	(a) 28,760	9,226	8,835	18,061	5,831	6,785	12,616	20-79	14-68
13,657	12,124	18,588	13,335	31,923	14,446	12,267	26,713	20-30	13-22
		269	486	755	221	873	1,094	25-52	18-05
333,023	118,455	45,255	45,939	91,194	41,468	41,797	83,265		
227,670	113,280	40,791	29,096	69,887	30,971	40,156	71,127	21-86	9-42
	4,200	3,710	1,427	5,137	2,392	3,821	6,213	25-53	10-52
				** (28)			** (28)		
49,800	16,800	19,178	1,215	20,393	12,371	2,336	14,707	24-92	15-56
	3,250	3,437	2,573	6,010	1,460	1,951	3,411	18-13	10-05
478	150	56	41	97	..	34	34	12-56	6-91
2,500	1,800	725	609	1,334	298	1,239	1,537	22-49	7-86
2,400	2,000	977	539	1,516	301	519	820	29-76	10-06
282,848	141,480	68,874	35,500	104,374	47,793	50,056	97,849		
				** (28)			** (28)		
16,941	16,941	1,524	..	1,524	75	2,968	3,043	10-44	18-50
2,394	1,050	..	106	106	..	476	476	9-00	20-82
16,825	11,780	..	3,390	3,390	52	3,303	3,355	9-19	11-10
4,586	2,500	..	48	48	..	1,240	1,240	15-47	22-77
102,400	24,300	3,800	4,711	8,511	2,441	7,921	10,362	23-78	11-45
143,146	56,571	5,324	8,255	13,579	2,568	15,908	18,476		
3,814	500	121	362	483	90	801	891	22-73	7-74
26,453	12,320	5,066	1,452	6,518	6,292	3,109	9,401	26-75	14-21
3,624	1,920	146	394	540	115	144	259	32-58	14-24
7,623	2,080	260	608	868	414	141	555	21-39	9-91
10,680	5,480	1,086	1,756	2,842	1,552	4,340	5,892	30-30	12-52
1,478	1,478	409	131	540	294	34	328	20-49	13-16
4,625	4,625	1,111	1,425	2,536	..	1,791	1,791	17-15	11-49
58,297	28,403	8,199	6,128	14,327	8,757	10,360	19,117		

## STATEMENT

Civil District.	Of the Civil District.			Works supplying Irrigation.	
	Total area in Acres.	Culturable area in Acres.	Cultivated area in Acres.	No.	Name.
1	2	3	4	5	6
	Acres.	Acres.	Acres.		
Bijapur .. ..	3,652,918	3,279,524	2,834,761	26	Muchkundi Tank .. ..
Belgaum .. ..	2,952,667	2,258,908	1,766,113	1 27	Gadikeri Tank .. .. Gokak Canal 1st Section and Storage Works.
					Total ..
Dharwar .. ..	2,946,989	2,412,524	2,142,620	28 29 31 30 32	Dambal Tank .. .. Medleri Tank .. .. Asundi Tank .. .. Madag Tank .. .. Dharma Canal .. ..
					Total ..
Kanara .. ..	2,525,835	383,619	235,058	2	Mavinkop Tank .. ..
• Grand Total ..	40,481,914	28,522,321	23,725,622		

## IV-E—concl'd.

Culturable area commanded by the Irrigation Works in column 6 in Acres.	Area at present estimated as annually irrigable by the works specified in column 6.	Area irrigated in Acres.						Rainfall.	
		1922-23.			1923-24.			1922-23	1923-24
		Kharif.	Rabi.	Total.	Kharif.	Rabi.	Total.		
7	8	9	10	11	12	13	14	15	16
Acres.	Acres.	Acres.	Acres.	Acres.	Acres.	Acres.	Acres.	Inches.	Inches.
5,417	750	71	387	458	95	20	115	16.24	7.05
687 17,627	417 17,627	.. 5,743	.. 2,968	.. 8,711	†† 407 5,089	.. 4,564	†† 407 9,653	26.04 18.12	24.71 13.78
18,314	18,044	5,743	2,968	8,711	5,089 †† 407	4,564 ..	9,653 †† 407		
2,500	1,000 {	110	24	134	21	6	27	4.04	11.81
830	600	†† 144	88	†† 144	†† 144	6	†† 144		
1,011	1,011	77	30	107	47	70	53	17.84	13.28
1,345	1,345	{ †† 190	{ †† 190	{ †† 190	{ †† 190	{ †† 190	{ †† 190	29.50	23.80
12,870	12,870 {	510	197	707	391	358	749		
		482	..	482	240	..	240	18.74	30.54
		†† 5,126	..	†† 5,126	†† 5,227	..	†† 5,227	31.82	31.12
18,556	16,826	1,267	263	1,530	739	440	1,179		
		†† 5,270	†† 1.0	†† 5,460	†† 5,371	†† 190	†† 5,561		
755	617	†† 661	..	†† 661	†† 651	..	†† 651	42.34	62.24
11,33,627	494,919	155,392	122,782	278,174	119,942	138,084	258,026		
		†† 7,510	†† 1,213	8,723	†† 8,023	†† 1,305	†† 9,328		
				** 28			** 28		

† Revised by the Executive Engineer, Nasik Irrigation District.

(a) The culturable and irrigable areas commanded as given in the 2nd revised project of the Pravara River works are 182,976 and 57,000 acres, respectively. These include the old areas culturable and irrigable at present under Lakh Canal, viz., 25,536 and 11,280 acres, respectively. The balance is distributed between the two Pravara canals in proportion to the gross commanded area which is 228,720 acres.

\*\* An area of 28 acres is indirectly irrigated by under ground percolation from the Mutha Right Bank Canal.

†† Area under consolidated assessment.

## STATEMENT F.

Statement showing the Operation of Irrigation Works in the Bombay Presidency, excluding Sind, for the year 1923-24.

No.	Names of Works.	Amount due, 1923-24.		Remissions.		Total.		Grand Total.
		Kharif.	Rabi.	Kharif.	Rabi.	Kharif	Rabi.	
1	2	3	4	5	6	7	8	9
	WORKS FOR WHICH CAPITAL AND REVENUE ACCOUNTS ARE KEPT.	Rs.	Rs.	Rs.	Rs.	Rs.	Rs.	Rs.
	<i>Productive</i>							
1	Gadikeri Tank ..	....	....	..	..	....	....	...*
2	Mavinkop do. ..	....	....	..	..	....	....	...*
3	Shahada Channel ..	592	5,582	..	..	592	5,582	6,174
	Total Productive ..	592	5,582	..	..	592	5,582	6,174
	<i>Unproductive.</i>							
4	Hathmati and Khari Cut Canals combined ..	165	48	3†	..	162	48	210
5	Wangroli Tank ..	....	....	..	..	....	....	....
6	Tranja-Nag r a m m a Tanks ..	...	6	..	..	....	6	6
7	Savli Tank ..	7	....	..	..	7	....	7
8	Sahiat do. ..	45‡	....	..	..	45	....	45
9	Futelao do. ..	....	118	..	..	....	118	118
10	Lower Panjhra River Works ..	10,276	4,461	..	..	10,276	4,461	14,737
11	Hartala Tank ..	....	79	..	..	....	79	79
12	Mhasva do. ..	23	482	..	..	23	482	505
13	Jamda Canals ..	2,561	1,044	..	..	2,561	1,044	3,605
14	Bhatodi Tank ..	975	5,050	..	..	975	5,050	6,025
15	Ekruk do. ..	1,807	15,453	..	..	1,807	15,453	17,260
16	Koregaon do. ..	....	2,759	..	..	....	2,759	2,759
17	Ashti do. ..	1,132	16,648	..	..	1,132	16,648	17,780
18	Pathri do. ..	....	6,725	..	..	....	6,725	6,725
19	Krishna Canal ..	64,948	20,311	..	..	64,948	20,311	85,259
20	Mhaswad Tank ..	13,132	57,104	16	..	13,116	57,104	70,220
21	Revari Canal ..	856	937	13	30	843	907	1,750
22	Upper Man River Works ..	1,737	710	..	..	1,737	710	2,447
23	Yerla River Irrigation Works ..	4,267	23,238	3	7	4,264	23,231	27,495
24	Chikhli Canal ..	857	106	..	..	857	106	963
25	Maini Tank ..	641	7,312	..	..	641	7,312	7,953
26	Muchkundi Tank ..	421	47	..	..	421	47	468

\* Lands under consolidated assessment.

† Seedlings made for rice crop and watered from Canal dried up.

‡ This represents water-rates for hot weather crops.

## STATEMENT F--concl'd.

No.	Names of Works.	Amount due, 1923-24.		Remissions.		Total.		Grand Total.
		Kharif.	Rabi.	Kharif.	Rabi.	Kharif.	Rabi.	
1	2	3	4	5	6	7	8	9
	WORKS FOR WHICH CAPITAL AND REVENUE ACCOUNTS ARE KEPT.	Rs.	Rs.	Rs.	Rs.	Rs.	Rs.	Rs.
	<i>Unproductive.</i>							
27	Gokak Canal, First Section, and Storage Works ..	27,584	22,108	..	..	27,584	22,108	49,692
28	Dambal Tank ..	117	24	..	..	117	24	141
29	Medleri do. ..	639	17	..	..	639	17	656
30	Madag do. ..	1,759	2,415	..	..	1,759	2,415	4,174
31	Asundi do. ..	279	444	..	..	279	444	723
32	Dharma Canal ..	1,352	....	40	..	1,312	....	1,312
33	Kadva River Works { Waghad Tank .. Palkhed Canal .. Ojhar Canal .. Tambat Canal .. Wadali Canal ..	....	....	..	..	....	....	....
		18,502	7,026	..	..	18,502	7,026	25,528
		11,372	2,896	..	..	11,372	2,896	14,268
		8,111	3,155	..	..	8,111	3,155	11,266
34	Chankapur Tank—Girna Left Bank Canal ..	30,123	21,019	..	..	30,123	21,019	51,142
35	Pravara River Works—Lakh Canal ..	445	1,687	..	..	445	1,687	2,132
36	Lake Beale—Darna Dam .. Godavari Right Bank Canal .. Godavari Left Bank Canal ..	....	1,367	..	..	....	1,367	1,367
		2,60,151	1,00,836	..	..	2,60,151	1,00,836	3,60,987
		1,82,758	62,200	..	..	1,82,758	62,200	2,44,958
37	Pravara River Works—Pravara Right Bank Canal ..	75,174	46,595	..	..	75,174	46,595	1,21,769
38	Parsul Tank ..	938	4,440	..	..	938	4,440	5,378
39	Pravara River Works—Pravara Left Bank Canal ..	2,13,545	81,841	..	..	2,13,545	81,841	2,95,386
40	Mutha Canals and Matoba Tank combined ..	2,38,927	34,496	..	..	2,38,927	34,496	2,73,423
41	Nira Canal and Shetphal Tank combined ..	4,93,102	2,52,129	..	..	4,93,102	2,52,129	7,45,231
42	Kasurdi Tank ..	....	72	..	..	....	72	72
43	Shirsuphal do. ..	1,199	5,759	..	..	1,199	5,759	6,958
44	Bhadalvadi do. ..	1,241	1,589	..	..	1,241	1,589	2,830
	Total, Unproductive.	16,71,168	8,14,753	75	37	16,71,093	8,14,716	24,85,809
	Grand Total ..	16,71,760	8,20,335	75	37	16,71,685	8,20,298	24,91,983

## STATEMENT I-F.

Statement showing water-rates per acre in force during 1923-24 on Irrigation Works in the Bombay Presidency, excluding Sind.

No.	Names of Works.	WATER-RATES.							Single watering.	Occupier's rate.	Owner's rate.	Water advantage.
		Irrigation in blocks.	Perennial.	Early eight months.	Monsoon, four months.	Rabi, four months.	Hot weather.	Miscellaneous.				
	Works for which Capital and Revenue Accounts are kept.	Rs.	Rs.	Rs.	Rs.	Rs.	Rs.	Rs.	Rs.			
PRODUCTIVE.												
1	Gadikeri Tank *	..	..	..	..	..	..	..	..	..		
2	Mavinkop Tank *	..	..	..	..	..	..	..	..	..		
3	Shahada Channel a	..	..	6	2	4	6	..	..	1		
UNPRODUCTIVE.												
4	{ Hathmati Canal a <sup>1</sup> ..	..	10	3	1	2	6	..	..	2		
	{ Khari Cut Canal a <sup>1</sup> ..	..	14	7	1	5	6	..	..	2		
5	Wangroli Tank a <sup>2</sup> ..	..	..	6½	2½	4	6	For rice 4	..	1½		
6	Tranza Nagamma Tanks a <sup>3</sup> ..	..	..	6	2	4	6	For rice 4	..	1		
7	Savli Tank a <sup>4</sup> ..	..	..	8	4	4	6	..	..	1		
8	Sahiat Tank a <sup>5</sup> ..	..	..	6½	2½	4	6	For rice 4	..	1½	Nil.	Nil.
9	Futelao Tank a <sup>6</sup> ..	..	..	..	Rice to end of Oct. 4. a <sup>7</sup> 3	..	Provisional 3	..	..	1	Nil.	Nil.
					Other Kharif 2	a <sup>8</sup> 2	8	..	a <sup>9</sup> 1			
10	Lower Panjhra River Works a <sup>12</sup> ..	..	..	2	2	a <sup>8</sup> 2	..	..	..	1		
11	Hartala Tank a <sup>16</sup> ..	..	..	6	2	4	6	..	..	1		
		..	a <sup>17</sup> 9	5	2	3	4	..	a <sup>14</sup> 1			
12	Mhasva Tank a <sup>16</sup> ..	..	a <sup>17</sup> 12	5	2	3	4	..	a <sup>14</sup> 1			
13	Jamda Canals a <sup>16</sup> ..	..	a <sup>17</sup> 12	5	2	3	5	..	a <sup>14</sup> 1			
		..	a <sup>17</sup> 10	5	2	3	5	..	a <sup>14</sup> 1			
		..	a <sup>17</sup> 16	5	2	3	5	..	a <sup>14</sup> 1			
14	Bhatodi Tank a <sup>18</sup> ..	..	14½	8½	2½	6	8	..	..	1		
15	Ekrak Tank a <sup>18</sup> ..	..	a <sup>14</sup> 17½	8½	3	5	7	..	a <sup>14</sup> 1			
16	Koregaon Tank a <sup>18</sup> ..	..	a <sup>14</sup> 16	7	3	4	6	..	a <sup>14</sup> 1			
17	Ashti Tank a <sup>18</sup> ..	..	a <sup>14</sup> 16	7	3	4	6	..	a <sup>14</sup> 1			
18	Pathri Tank a <sup>18</sup> ..	..	a <sup>14</sup> 16	7	3	4	6	..	a <sup>14</sup> 1			
19	Krishna Canal a <sup>18</sup> ..	..	a <sup>14</sup> 16	8	3	5	8	..	a <sup>14</sup> 1			
20	Mhaswad Tank (a) ..	..	A 28	8	3	5	6	..	..	1		
		..	B 14	8	3	5	6	..	..	1		
21	Revari Canal a <sup>18</sup> ..	..	a <sup>14</sup> 12	6	2	4	6	..	a <sup>14</sup> 1			
22	Upper Man River Works a <sup>18</sup> ..	..	a <sup>14</sup> 12	6	2	4	6	..	a <sup>14</sup> 1			
23	Yerla River Irrigation Works a <sup>18</sup> ..	..	a <sup>14</sup> 12	6	2	4	6	..	a <sup>14</sup> 1			
24	Chikhli Canal a <sup>18</sup> ..	..	a <sup>14</sup> 13	6½	2	4½	6½	..	a <sup>14</sup> 1			
		..	a <sup>14</sup> 12	6	2	4	6	..	a <sup>14</sup> 1			

## STATEMENT I-F—contd.

No.	Names of Works.	WATER-RATES.							Single watering.	Occupier's rate.	Owner's rate.	Water advantage.
		Irrigation in blocks.	Perennial.	Early, eight months.	Monsoon, four months.	Rabi, four months.	Hot weather.	Miscellaneous.				
		Rs.	Rs.	Rs.	Rs.	Rs.	Rs.	Rs.				
<b>Works for which Capital and Revenue Accounts are kept—contd.</b>												
<b>UNPRODUCTIVE—contd.</b>												
25	Maini Tank a <sup>15</sup> ..	..	a <sup>14</sup> 12	6	2	4	6	..	a <sup>14</sup> 1			
26	Muchkundi Tank (s) ..	..	t 6	4	½	1	4	..	1			
27	Gokak Canal, 1st Section and Storage Works. u	..	t 22 v 16	8	3 ½	5	15	..	1			
28	Dambal Tank w ..	..	x 14	y 6 z 7½	m 4	n 4½	l 7	..	j 1 k 2			
29	Medleri Tank w ..	..	x 14	y 6 z 7½	m 4	n 4½	l 7	..	j 1 k 2			
30	Madag Tank w ..	..	x 10	y 6 z 7½	m 4	n 4½	l 7	..	j 1 k 2			
31	Asundi Tank w ..	..	x 14	y 6 z 7½	m 4	n 4½	l 7	..	j 1 k 2			
32	Dharma Canal a <sup>10</sup> ..	..	..	..	3	..	..	..	j 1 k 2			
33	Kadwa River Works (b)—											
	Palkhed Canal ..	..	{ A 30 }	8	3	5	7	..	{ (o) 1 }			
	Ojhar-Tambat Canal ..	..	{ B 15 }					..	{ (b) 2 }			
34	Girna Left Bank Canal (c).	..	A 28 B 14	8	3	5	6	..	1 †2	Nil.	Nil.	
35	Pravara River Works—Lakh Canal (d). †	..	8	4	½	2	4	..	..	Nil.	Nil.	
36	{ Godavari Right Bank Canal (e). Godavari Left Bank Canal (e).	..	A 45 B 22½	12	3	5	7	..	{ (q) 1. (r) 2 }			
37	Pravara River Works—Pravara Right Bank Canal (f).	..	A 45 B 22½	12	3	5	7	..	1			
38	Parsul Tank (g) † ..	..	..	7	2	5	8	..	1 §2			
39	Pravara River Works—Pravara Left Bank Canal (f).	..	A 45 B 22½	12	3	5	7	..	1			
40	Mutha Canals and Matoba Tank (e)—Sugarcane under the Mutha Canal within the Poona City and Suburban Municipal and Cantonment limits or within one mile of those limits.	..	50	12	3	5	7	..	(h) 1 †2			



## STATEMENT I-F—contd.

No.	Names of Works.	WATER-RATES.							Single watering.	Occupier's rate.	Owner's rate.	Water advantage.
		Irrigation in blocks.	Perennial.	Early, eight months.	Monsoon, four months.	Rabi, four months.	Hot weather.	Miscellaneous.				
	<b>Works for which Capital and Revenue Accounts are kept—contd.</b>	Rs.	Rs.	Rs.	Rs.	Rs.	Rs.	Rs.	Rs.			
	<b>UNPRODUCTIVE—contd.</b>											
40	Mutha Canals and Matoba Tank (e)—contd. On all remaining land commanded by both the canals ..	..	A 45	12	3	5	7	..	{ (h) 1 +2	Nil	Nil	Nil
	Pan gardens ..	..	C 30									
	Matoba Tank ..	..	¶ 45									
	Perennial crops other than sugarcane and pan gardens.	..	B 22½									
41	{ Nira Canal and } (i) 20 { A 45 } 12								{ (h) 1			
	{ Shetphal Tank (e) }		{ B 22½ }						+2			
42	Kasurdi Tank (h) ‡ ..	..	..	6½	2½	4	6	..	+2			
43	Shirsuphal Tank (h) ‡ ..	..	..	6½	2½	4	6	..	+2			
44	Bhadalvadi Tank (h) ‡ ..	..	..	6½	2½	4	6	..	+2			

NOTE.— (1) For lift irrigation half the ordinary rates are charged.

(2) Double the ordinary rates are charged as penal rates for taking water without permission.

(3) Leakage or percolation rates are the same as ordinary rates.

(4) Water rates for non-irrigational purposes are to be charged at Re 1, Rs. 2 and Rs. 4 per 10,000 cubic feet—vide G. R. No. 851, dated the 7th April 1924.

(5) Water rate of Rs. 2 per acre to be charged for single watering given to those who are not regular irrigators or holders of rabi leases—vide G. R. No. A-1-1759 and A-1-2525 dated the 5th July 1906 and 3rd March 1916 respectively.

\* Lands wholly assessed at consolidated rates.

† For sugarcane and pan garden.

‡ For sugarcane and pan gardens double the seasonal rates are charged.

§ In hot weather season.

¶ This rate is levied in proportion to the time for which water is supplied according to the scale laid down in Note (e) to the schedule attached to G. R. No. A-1-2213, dated the 15th October 1910—vide G. R. No. A-1-6007, dated 27th May 1919.

A.—For sugarcane.

B.—For perennial crops other than sugarcane.

C.—For pan gardens.

(a) Rates sanctioned for a period of six years ending 14th February 1924—vide G. O. No. A-1-1576, dated the 12th February 1918.

(b) Rates sanctioned for a period of 5 years ending 15th February 1924—vide G. O. No. A-1-11465, dated the 28th August 1919.

(c) Rates sanctioned in G. R. No. A-1-1431 and 1964, dated the 28th June 1910 and 4th October 1911 respectively.

(d) Rates sanctioned in G. R. No. A-1-12087 dated the 11th December 1918 until an improved supply from Lake Arthur Hill is available.

(e) Rates sanctioned in G. R. No. A-1-6371 dated the 27th June 1917 for a period of six years ending 14th February 1924.

A uniform rate of Rs. 3 per acre has been sanctioned for lands let out for cultivation in the basin of Lake Beale—vide G. R. No. A-1-2484 of 13th October 1922.

(f) Rates sanctioned in G. R. No. A-1-11436, dated the 25th July 1921 for the period ending 14th February 1924.

(g) Rates sanctioned in G. R. No. A-1-5358, dated the 30th March 1921, water is not to be reserved for perennial irrigation, if available, it is to be issued at double the hot weather rate.

(h) Rates sanctioned in G. R. No. A-1-2213, dated the 15th October 1910 are to continue upto 15th February 1924—vide G. R. No. A-1-17640, dated the 18th November 1921. Seasonal rates are to be charged for other perennials.

STATEMENT I-F—*contd.*

- (i) Rate sanctioned for five years ending 14th February 1924—*vide* G. R. No. A-I-879 of 28th January 1918.
- j* From 15th June to 15th October.
- k* From 16th October to 14th June.
- l* From 15th February to 15th June.
- m* From 15th June to 15th October or 15th July to 30th November.
- n* From 15th October to 15th February.
- (o) For monsoon and rabi seasons.
- (p) For hot weather season.
- (q) From 15th June to 14th February for ordinary crops.
- (r) From 15th February to 14th June for ordinary crops and for sugarcane and pan gardens throughout the whole year as sanctioned in G. R. No. A-I-1526, dated the 26th July 1911 and No. 4514, dated 15th May 1912.
- (s) In force up to 15th February 1925—*vide* G. R. No. 334, dated 26th November 1923.
- t* For the whole year.
- u* Rates sanctioned for a period of five years ending 31st March 1925 in G.O. No. A-I-9465, dated 9th July 1919.
- v* For sugarcane irrigated from 15th June to 15th February.
- w* Rates sanctioned for a period of five years ending 31st March 1925 in G.O. No. A-I-11942, dated 9th September 1919.
- x* For sugarcane, betel leaves, etc., for 12 months.
- y* For eight months from 15th June to 15th February.
- z* For eight months from 15th October to 14th June or 1st August to 31st March.
- a* In force for the period of three years ending 31st March 1924—*vide* G. R. No. 836, dated 27th March 1922.
- a*<sup>1</sup> Rates sanctioned until further orders—*vide* G. R. No. 156 A-I-1112, dated 12th July 1894.
- a*<sup>2</sup> Rates sanctioned in G. R. No. 825, dated 7th April 1922.
- a*<sup>3</sup> Rates sanctioned in G. R. No. 922, P. W. D., dated 28th March 1924.
- a*<sup>4</sup> Rates sanctioned in G. R. No. 815, P. W. D., dated 26th May 1924.
- a*<sup>5</sup> Rates sanctioned in G. R. No. 5412, P. W. D., dated 30th May 1924.
- a*<sup>6</sup> Rates sanctioned in G. O. No. A-I-10265, dated 5th July 1921.
- a*<sup>7</sup> For ordinary rabi.
- a*<sup>8</sup> For restorative crops grown after rice.
- a*<sup>9</sup> In either kharif or rabi season.
- a*<sup>10</sup> Rates sanctioned for the period of five years ending 31st March 1927 in G. R. No. 1577, dated 20th April 1922.
- a*<sup>12</sup> In force for five years ending 31st March 1926—*vide* G. O. No. A-I-11108, dated 9th July 1921.
- a*<sup>13</sup> Rates in force for six years ending 15th February 1925—*vide* G. O. No. A-I-9708, dated 4th October 1918.
- a*<sup>14</sup> For sugarcane and pan gardens double the ordinary rates are charged.
- a*<sup>16</sup> In force for ten years ending 15th June 1930—*vide* G. O. No. A-I-16033, dated 8th December 1919.
- a*<sup>16</sup> In force till 31st March 1926—*vide* G. O. No. A-I-13738, dated 22nd July 1920.
- a*<sup>17</sup> The perennial rate for sugarcane and pan gardens.
- a*<sup>18</sup> In force from 16th October 1920 to 15th October 1925—*vide* G. O. No. A-I-5220, dated 29th March 1921.
- For late eight months Rs. 12 are charged.

## STATEMENT

Statement showing Areas and Water-rate Assessments in the Bombay of classification adopted in fixing

No.	Name of Work.	Irrigation in Blocks.		Perennial.		8 Months.	
		Areas.	Assessment.	Areas.	Assessment.	Areas.	Assessment.
	WORKS FOR WHICH CAPITAL AND REVENUE ACCOUNTS ARE KEPT.	Acres.	Rs.	Acres	Rs.	Acres.	Rs.
	PRODUCTIVE						
1	Gadikeri Tank ..	..	..	..	..	..	..
2	Mavinkop do. ..	..	..	..	..	..	..
3	Shahada Channel ..	..	..	76	926	267	1,223
	Total Productive ..	..	..	76	926	267	1,223
	Average rate ..				12.18		4.58
	UNPRODUCTIVE.						
4	Hathmati and Khari Cut Canals combined ..	..	..	..	..	..	..
5	Wangroli Tank ..	..	..	..	..	..	..
6	Tranja-Nagramma Tanks ..	..	..	..	..	..	..
7	Savli Tank ..	..	..	..	..	..	..
8	Sahiat do ..	..	..	..	..	..	..
9	Futelao do. ..	..	..	..	..	..	..
10	Lower Panjhra River Works ..	..	..	20	245	239	1,095
11	Hartala Tank ..	..	..	..	..	1	4
12	Mhasva do. ..	..	..	..	..	9	58
13	Jamda Canals ..	..	..	104	1,349	30	161
14	Bhatodi do. ..	..	..	..	..	439	2,325
15	Ekrak do. ..	..	..	30	1,050	21	358
16	Koregaon do. ..	..	..	..	..	..	..
17	Ashti do. ..	..	..	37	982	3	23
18	Pathri do. ..	..	..	..	..	..	..
19	Krishna Canal ..	..	..	1,802	48,338	1,305	9,719
20	Mhasvad Tank ..	..	..	446	4,920	2,552	21,453
21	Revari do. ..	..	..	47	851	50	300
22	Upper Man River Works ..	..	..	29	465	109	688
23	Yerla River Irrigation Works ..	..	..	69	1,384	1,492	8,952
24	Chikli Canal ..	..	..	33	316	49	103
25	Maini Tank ..	..	..	55	646	236	544
26	Muchkundi Tank ..	..	..	42	258	53	163
27	Gokak Canal, 1st Section, and Storage Works ..	..	..	414	8,080	898	7,299
28	Dambal Tank ..	..	..	3	46	..	..
29	Medleri do. ..	..	..	46	635	‡	4

\*\* Exclusive of 1,085 acres of mamul

† A remission of Rs. 3 was granted as

‡ Exclusive of Rs. 9,482 on account

§ Exclusive of 1,624 acres of mamul

G.

Presidency, excluding Sind, during 1923-1924, according to the system  
the Scale of Water-rates.

Monsoon—4 Months.		Rabi—4 Months.		Hot Weather.		Miscellaneous.		Grand Total.	
Areas.	Assess-ment.	Areas.	Assess-ment.	Areas.	Assess-ment.	Areas.	Assess-ment.	Areas.	Assess-ment.
Acres.	Rs.	Acres.	Rs.	Acres.	Rs.	Acres.	Rs.	Acres.	Rs.
..	..	..	..	..	..	..	..	..	..
33	67	682	2,955	67	152	213	851	1,338**	6,174
33	67	682	2,955	67	152	213	851	1,338	6,174
	2.03		4.33		2.27		3.99		4.61
36	88	26	48	17	77	..	..	79	‡213
..	..	..	..	..	..	..	..	..	..
..	..	2	6	..	..	..	..	2	6
7	7	..	..	..	..	..	..	7	7
..	..	..	..	12	45	..	..	12	45
..	..	37	118	..	..	..	..	37	118
284	601	677	3,229	..	..	21	85	‡1,241	‡5,255
..	..	24	75	..	..	..	..	25	79
..	..	146	443	..	..	1	4	156	505
183	379	303	973	108	629	73	114	801	3,605
9	33	646	3,667	..	..	..	..	1,094	6,025
..	..	2,625	13,125	..	..	367	2,727	3,043	17,260
..	..	476	2,759	..	..	..	..	476	2,759
..	..	3,276	16,555	12	125	27	95	3,355	17,780
..	..	1,240	6,725	..	..	..	..	1,240	6,725
3,812	15,063	2,163	10,497	71	247	248	1,395	9,401	85,259
1,092	4,129	4,970	29,082	426	2,260	*1,767	*8,392	11,253	70,236
27	54	111	444	24	144	..	..	259	1,793
201	425	175	631	39	234	2	4	555	2,447
500	988	3,722	15,973	..	..	109	208	5,892	27,505
243	522	1	8	2	14	..	..	328	963
39	158	1,461	6,605	..	..	..	..	1,791	7,953
..	..	20	47	..	..	..	..	115	468
3,671	11,263	4,315	21,560	76	838	279	652	9,653	49,692
18	71	..	..	..	..	6	24	27	141
..	..	5	12	½	4	1	1	53	656

Bagayat area.  
rice seedlings watered by the Canal were dried up.  
of enhanced water rates on old works.  
Bagayat area.

## STATEMENT

No.	Name of Works.	Irrigation in Blocks.		Perennial.		8 Months.		
		Areas.	Assessment.	Areas.	Assessment.	Areas.	Assessment.	
		Acres.	Rs.	Acres.	Rs.	Acres.	Rs.	
WORKS FOR WHICH CAPITAL AND REVENUE ACCOUNTS ARE KEPT— <i>contd.</i>								
30	Madag Tank .. ..	..	..	146	1,530	63	448	
31	Asundi do. .. ..	..	..	26	185	52	386	
32	Dharma Canal .. ..	..	..	..	..	..	..	
33	Kadva River Works {	Waghad Tank .. ..	..	..	..	..	..	
		Palkhed Canal .. ..	..	..	338	6,474	1,580	12,918
		Ojhar Tambat Canal .. ..	..	..	306	6,729	605	5,776
		Wadali Canal .. ..	..	..	124	2,677	486	4,653
34	Chankapur Tank—Girna Left Bank Canal .. ..	..	..	745	19,138	582	2,665	
35	Pravara River Works—Lakh Canal .. ..	..	..	69	390	50	210	
36	{ Lake Beale—Darna Dam .. ..	..	..	..	..	..	..	
		Godavari Right Bank Canal .. ..	..	..	5,964	2,29,617	1,299	15,802
	.. Left Bank Canal .. ..	..	..	4,456	1,67,396	736	8,931	
37	Pravara River Works—Pravara Right Bank Canal .. ..	..	..	1,636	59,168	627	5,606	
38	Parsul Tank .. ..	..	..	22	212	118	470	
39	Pravara River Works—Pravara Left Bank Canal .. ..	..	..	5,226	1,89,750	1,042	8,509	
40	Mutha Canals including Matoba Tank {	Within the Poona City Suburban Municipal and Cantonment limits or within one mile of those limits ..	..	..	1,505	45,030	1,904	20,704
		On all the remaining land commanded by both Canals ..	..	..	4,792	1,58,161		
		Pan' gardens wherever situated throughout the Canals ..	..	..	11	258		
		All lands commanded by both Canals ..	..	..	245	10,915		
41	Nira Canal, including Shetphal Tank .. ..	15,801	3,16,020	5,398	1,40,653	5,185	63,699	
42	Kasurdi Tank .. ..	..	..	..	..	..	..	
43	Shirsuphal do. .. ..	..	..	84	1,164	177	1,208	
44	Bhadalvadi do. .. ..	..	..	38	620	96	402	
	Total Unproductive .. ..	15,801	3,16,020	34,308	11,09,632	22,088½	2,05,636	
	Average rates .. ..		20·00		32·34		9·31	
	Grand Total .. ..	15,801	3,16,020	34,384	11,10,558	22,355½	2,06,859	
	Average rate .. ..		20·00		32·29		9·25	

\* Represents areas sanctioned and assessed but not irrigated as well as areas assessed under penalties for "waste of water" and water taken out of turn, "land insufficiently irrigated, etc., besides the areas of miscellaneous crops which cannot be properly classified.

G—concl'd.

Monsoon—4 Months.		Rabi—4 Months.		Hot Weather.		Miscellaneous.		Grand Total.	
Areas.	Assessment.	Areas.	Assessment.	Areas.	Assessment.	Areas.	Assessment.	Areas.	Assessment.
Acres.	Rs.	Acres.	Rs.	Acres.	Rs.	Acres.	Rs.	Acres.	Rs.
362	1,481	138	631	1	1	39	83	749	4,174
..	..	8	33	9	89	15	30	110	723
240	1,312	..	..	..	..	..	..	240	1,312
..	..	..	..	..	..	..	..	..	..
262	1,228	713	4,479	60	267	56*	162*	3,009	25,528
130	208	300	1,496	53	37	5*	22*	1,399	14,268
370	1,302	372	2,277	26	275	45*	82*	1,423	11,266
1,940	6,221	3,992	20,050	373	2,412	113*	656*	7,745	51,142
301	163	312	848	1	4	315*	517*	1,048	2,132
..	..	..	..	..	..	346†	1,367†	346†	1,367†
7,196	22,805	12,787	71,082	974	6,992	3,671*	14,689*	31,891	3,60,987
3,399	10,773	8,122	45,111	796	5,330	2,061*	7,417*	19,570	2,44,958
2,863	8,950	5,685	37,133	140	991	1,665*	9,921*	12,616	1,21,769
182	757	733	3,898	..	..	30*	41*	1,085	5,378
7,877	24,999	10,057	62,750	224	1,637	2,287*	7,741*	26,713	2,95,386
5,594	17,644	3,169	16,545	125	927	773*	3,239*	(28)‡ 18,118	(52)‡ 2,73,423
10,064	31,175	20,621	1,54,778	18	154	20,253*	38,752*	77,340	7,45,231
..	..	33	69	..	..	1*	3*	34	72
380	1,021	802	3,383	..	..	94*	182*	1,537	6,958
213	551	459	1,211	..	..	14*	46*	820	2,830
51,495	1,64,371	94,724	5,58,356	3,587‡	23,733	34,684	98,651	2,56,688 28‡	24,76,399
	3'19		5'89		6'61		2'84		9'64
51,528	1,64,438	95,406	5,61,311	3,654‡	23,885	34,897	99,502	2,58,026 28‡	24,82,573
	3'19		5'88		6'53		2'85		9'62

† This represents area in the basin of Lake Beale let out for cultivation and the assessment charged thereon. The area cannot be classified in respect of different crops.

‡ This represents an area indirectly irrigated by underground percolation from the Mutha Right Bank Canal; hence it cannot be classified in respect of different crops. The revenue derived therefrom is Rs. 52.

## STATEMENT

Statement showing Operations of the year 1923-24

No.	Name of Work.	Amount of Estimate, Direct and Indirect.	Capital Outlay, Direct and Indirect.		Length of	
			During 1923-24	To end of 1923-24.	Canal.	Distributaries.
1	2	3	4	5	6	7
	<b>WORKS FOR WHICH CAPITAL AND REVENUE ACCOUNTS ARE KEPT.</b>	<b>Rs.</b>	<b>Rs.</b>	<b>Rs.</b>	<b>Miles.</b>	<b>Miles.</b>
	<b>PRODUCTIVE.</b>					
1	Gadikeri Tank .. ..	17,531	...	16,918	...	1·50
2	Mavinkop Tank .. ..	34,384	...	33,504	...	2·79
3	Shahada Channel .. ..	78,810	1,945	68,479	18·00	0·57
	<b>Total, Productive ..</b>	<b>1,30,725</b>	<b>1,945</b>	<b>1,18,901</b>	<b>18·00</b>	<b>4·86</b>
	<b>UNPRODUCTIVE.</b>					
4	Hathmati and Khari Cut Canals combined .. ..	{ †7,64,578 6,10,329 }	...	13,18,729	60·00	82·50
5	Wangroli Tank .. ..	2,50,416	...	2,93,295	17·26	...
6	Tranza Nagamma Tank .. ..	3,12,734	...	2,80,635	7·60	...
7	Savli Tank .. ..	2,49,222	...	2,55,210	8·35	1·32
8	Sahiat Tank .. ..	1,86,782	...	1,84,029	9·25	1·79
9	Futelao Tank .. ..	1,10,785	...	1,16,461	3·99	...
10	Lower Panjhra River Works ..	(†) 7,04,681	...	4,68,621	...	45·00
11	Hartala Tank .. ..	75,040	...	73,382	...	5·50
12	Mhasva Tank .. ..	1,40,015	...	1,38,956	...	7·00
13	Jamda Canals .. ..	10,88,640	...	10,44,137	39·00	75·00
14	Bhatodi Tank .. ..	3,78,278	...	3,79,707	4·50	5·50
15	Ekrak Tank .. ..	(†) 21,35,580	...	13,40,386	48·00	1·68

\* Area under consolidated assessment.

† Includes interest charges during construction.

‡ Though the water applications were received from the cultivators for water, they were not sanctioned for want of source was inadequate and there was no appreciable flood during the monsoon.

H.

*in the Bombay Presidency, excluding Sind.*

Area under Command.		Rain-fall.	Dis-charge of Canal at head cubic feet per second.	Area.		Amount of gross Assessment.	Realiza-tions.	Working Expenses.	Net Revenue.
Gross.	Irrigable at present.			Applied for	Irrigat-ed.				
8	9	10	11	12	13	14	15	16	17
Acres.	Acres.	Inches.		Acres.	Acres.	Rs.	Rs.	Rs.	Rs.
687	417	24·71	0·71	..	* 407	1,301	1,301	1,165	136
872	617	62·24	0·42	..	* 651	1,978	1,978	611	1,367
3,000	2,400	19·66	...	1,314	1,338 * 1,085	12,194	11,249	5,259	5,990
4,559	3,434	...	...	1,314	1,338 * 2,143	15,473	14,528	7,035	7,493
76,744	24,000	{ 11·82 11·58 }	14	‡10,854	79	5,963	53,754	36,055	17,699
5,000	3,400	13·20	...	289	..	604	2,198	5,470	—3,272
1,500	800	11·44	...	..	2	354	393	2,755	—2,362
4,700	3,000	14·10	5·43	6	7	432	3,324	5,158	—1,834
4,000	2,000	9·77	...	12	12	1,185	3,815	4,990	—1,175
1,500	800	14·92	3·99	64	37	140	405	1,502	—1,097
13,117	12,627	18·92	2·38	1,216	{ 1,241 * 1,624 }	24,767	26,576	4,643	21,933
584	415	22·53	0·028	25	25	638	899	926	—27
4,647	1,700	15·50	0·87	153	156	2,111	1,794	1,831	—37
46,288	5,000	19·73	39·09	787	801	4,647	7,108	9,062	—1,954
15,126	12,124	18·05	2·23	1,115	1,094	11,268	8,719	10,891	—2,172
17,152	16,941	18·50	6·36	3,000	3,043	129,622	1,37,778	20,936	1,16,842

water in the storage reservoirs and tanks. The rivers Hathmati and Khari were not flowing as usual as the rainfall at the



## STATEMENT

No.	Name of Work.	Amount of Estimate, Direct and Indirect.	Capital Outlay, Direct and Indirect.		Length of		
			During 1923-24	To end of 1923-24.	Canal.	Distributaries.	
1	2	3	4	5	6	7	
	WORKS FOR WHICH CAPITAL AND REVENUE ACCOUNTS ARE KEPT— <i>contd.</i>	Rs.	Rs.	Rs.	Miles.	Miles.	
	UNPRODUCTIVE— <i>contd.</i>						
16	Koregaon Tank .. ..	42,049	...	39,189	3·75	...	
17	Ashti Tank .. ..	8,34,927	2,843	8,41,708	27·50	3·15	
18	Pathri Tank .. ..	6,72,856	...	6,42,846	4·66	3·33	
19	Krishna Canal .. ..	†17,30,382	1,018	9,45,477	63·87	...	
20	Mhaswad Tank .. ..	†27,84,496	...	20,96,016	66·25	43·36	
21	Revari Canal .. ..	59,448	...	59,811	10·25	...	
22	Upper Man River Works ..	4,44,531	...	4,39,286	17·50	6·50	
23	Yerla River Irrigation Works ..	7,45,314	5,600	7,78,727	33·33	4·00	
24	Chikhli Canal .. ..	57,415	...	57,442	6·50	...	
25	Maini Tank .. ..	3,90,492	3,963	4,91,613	9·25	7·58	
26	Muchkundi Tank .. ..	1,68,420	...	1,58,707	5·50	2·25	
27	Gokak Canal, First Section and Storage Works .. ..	†15,40,882	...	13,81,922	16·13	35·43	
28	Dambal Tank .. ..	64,906	...	63,980	...	3·27	
29	Medleri do. .. ..	81,705	...	81,392	...	5·64	
30	Madag do. .. ..	2,49,407	...	1,67,598	9·00	...	
31	Asundi do. .. ..	80,485	...	74,995	...	4·86	
32	Dharma Canal .. ..	98,334	...	97,832	27·15	3·71	
33	Kadwa River Works.	Waghad Tank ..	†7,01,730	1,292	10,35,483	...	...
		Palkhed Canal ..	†4,66,402			11·00	§13·92
		Ojhar Tambat Canal ..	†17,785			4·50	...
		Wadali Canal ..	†63,461			8·62	...

\* Area under consolidated assessment.

† Includes interest charges during construction.

H—contd.

Area under Command.		Rain-fall.	Dis-charge of Canal at head, cubic feet per second.	Area.		Amount of gross Assessment.	Realiza-tions.	Working Expenses.	Net Revenue.
Gross	Irrigable at present.			Applied for	Irrigat-ed.				
8	9	10	11	12	13	14	15	16	17
Acres.	Acres.	Inches		Acres.	Acres.	Rs.	Rs.	Rs.	Rs.
2,394	1,050	20·82	0·95	400	476	2,901	661	1,666	—1,005
17,882	11,780	11·10	6·68	3,000	3,355	27,532	26,426	7,423	19,003
5,000	2,500	22·77	1·73	1,200	1,240	11,402	4,775	5,894	—1,119
28,327	12,320	14·21	58·87	16,034	9,401	73,078	75,447	27,801	47,646
1,29,045	24,800	7·74	69	6,259	11,253	84,145	53,355	17,807	35,548
3,813	1,920	14·24	2·51	375	259	2,507	2,856	2,828	28
8,443	2,080	9·91	2·36	1,072	555	3,031	4,961	3,038	1,923
11,234	5,480	12·52	17·93	6,198	5,892	29,393	14,617	19,212	—4,595
1,871	1,478	13·16	2·10	974	328	1,476	1,889	1,052	837
4,876	4,625	11·49	1·78	3,152	1,791	10,273	9,091	4,886	4,205
5,570	750	7·05	..	..	115	486	590	6,398	—5,808
18,668	17,627	13·78	35·17	5,897	9,653	69,398	67,637	17,902	49,735
3,000	1,000	11·81	0·50	38	27	2,342	2,538	1,609	929
1,916	600	13·28	2·20	77	53	685	1,150	1,230	—80
2,851	1,345	30·54	6·27	784	749	4,842	1,308	2,431	—1,123
1,800	1,011	23·80	3·68	112	110	1,428	1,609	1,288	321
13,562	12,870	31·12	29·29	47	240	—1,039	—388	1,250	—1,638
..	..	...	...	..	..				
28,832	‡11,853	18·99	26	3,215	3,009				
8,055	‡3,384	22·89	6	1,600	1,399	54,351	51,596	20,352	31,244
3,486	‡2,785	14·64	7	1,810	1,423				

‡ As revised by the Executive Engineer, Nasik Irrigation District.

§ Owing to diversion of tail portion of Palkhed Canal the length of distributaries is diminished.

## STATEMENT

No.	Name of Work.	Amount of Estimate, Direct and Indirect.	Capital Outlay, Direct and Indirect.		Length of	
			During 1923-24	To end of 1923-24	Canal.	Distributaries.
1	2	3	4	5	6	7
	WORKS FOR WHICH CAPITAL AND REVENUE ACCOUNTS ARE KEPT— <i>concl'd.</i>	Rs.	Rs.	Rs.	Miles.	Miles.
	UNPRODUCTIVE— <i>concl'd</i>					
34	Chankapur Tank—Girna Left Bank Canal .. ..	20,37,083	6,499	20,49,963	**18·61	**20·80
35	Pravara River Works—Lakh Canal .. ..	†7,60,764	...	3,71,891	23·00	**9·37
36	{ Lake Beale—Darna Dam .. .. Godavari Right Bank Canal .. .. Godavari Left Bank Canal .. .. }	{ 1,03,81,529	{ 10,985	{ 10,253,935	{ **69·00 **48·00	{ **47·25 **15·25
37	Pravara River Works—Pravara Right Bank Canal .. ..	(a)1,50,83,481	8,08,983	1,34,97,607	**33·00	**13·00
38	Parsul Tank .. ..	2,23,612	...	2,14,995	...	4·75
39	Pravara River Works—Pravara Left Bank Canal .. ..	..	...	3,47,550	**47·12	**93·25
40	Mutha Canals including Matoba* Tank .. ..	†1,23,73,762 144 *2,10,500	...	65,39,953	88·00	84·00
41	Nira Canal including Shetphal   Tank .. ..	{ 89,49,307 42,891   8,06,034	{ † 20,908	{ 66,41,793	{ 106·79	{ 139·00
42	Kasurdi Tank .. ..	45,590	...	45,590	...	1·75
43	Shirsuphal Tank .. ..	2,22,282	...	2,24,568	...	12·50
44	Bhadalvadi do. .. ..	2,28,724	...	2,27,422	...	9·75
	Total, Unproductive .. ..	6,96,68,210	8,62,091	5,57,62,839	956·23	812·96
	GRAND TOTAL .. ..	6,97,98,935	8,64,0	5,58,81,740	974·23	817·82

\* Area under consolidated assessment.  
† Includes interest charges during construction.  
‡ The irrigable area as given in the Second Revised Project of the Pravara River works is 57,000 acres.  
This includes an old area "irrigable at present", viz., 11,280 acres under the Lakh Canal and balance is distributed between the two Pravara Canals in proportion to the gross command, which is 2,28,720 acres.  
\*\* As actually completed.  
(a) Includes the cost of the Pravara Left Bank Canal.  
(b) An area of 28 acres indirectly irrigated by underground percolation from the Mutha Right Bank Canal.

H—concl'd.

Area under Command.		Rain-fall.	Dis-charge of Canal at head, cubic feet per second.	Area.		Amount of gross Assessment.	Realiza-tions.	Working Expenses	Net Revenue.
Gross.	Irriga-ble at present			Applied for	Irrigat-ed.				
8	9	10	11	12	13	14	15	16	17
Acres.	Acres.	Inches.		Acres.	Acres.	Rs.	Rs.	Rs.	Rs.
29,182	8,500	14·57	39	8,951	7,745	51,762	53,881	35,582	18,299
29,913	11,280	13·57	6	979	1,048	3,484	2,316	3,806	—1,490
1,44,310	49,331	} 35·03 15·21	203	346	346	} 6,30,633	5,56,441	2,63,774	2,92,667
88,080	30,109		15·33	111	17,502				
73,763	16,960	14·68	81	11,280	12,616	1,24,814	1,13,610	70,777	42,833
3,337	1,000	11·65	5	..	1,085	5,508	1,442	1,437	5
1,25,044	28,760	13·22	2·02	23,435	26,713	2,96,635	2,21,018	1,02,369	1,18,649
1,04,787	20,050	} 15·56 10·05	172	..	18,118	3,86,324	3,28,348	1,38,104	1,90,244
			11		28 (b)				
2,74,447	1,17,480	} 9·42 10·52	321	..	77,340	7,58,568	5,93,561	2,44,961	3,48,600
			25						
597	150	6·91	...	..	34	636	611	1,024	—413
4,500	1,800	7·86	5	..	1,537	10,673	7,367	3,213	4,154
3,000	2,000	10·06	4	..	820	3,114	4,921	3,408	1,513
13,71,943	4,91,485	...	...	1,59,524	2,56,688 28 (b) *7,185	28,32,113	24,50,397	11,16,741	13,33,656
13,76,502	4,94,919	...	...	1,60,838	2,58,026 28 (b) *9,328	28,47,586	24,64,925	11,23,776	13,41,149

---

---

Statistical Statements  
for  
Irrigation Works, Sind, 1923-24.

---

---

**STATEMENT**  
*Statement of Canals in the Indus Right*

55, Construction of Irrigation, Navigation,						
1.—						
1	Begari Canals District.			Ghar Canals District.		Shikarpur
	Desert Canal.	Unhar-wah.	Begari Canal.	Ghar Canal.	Sukkur Canal.	Canals in Rohri.
2	3	4	5	6	7	
Source of supply of water ..	River Indus					
Minimum discharge } C. ft. per of water } second. }	..	..	..	..	..	..
Maximum discharge of canal ..	4,595	2,627	7,977	11,241	3,141	3,508
Average annual rainfall . Inches.	7.24	3.63	4.35	1.57	2.56	3.50
Gross area commanded.. Acres.	448,955	203,244	655,378	505,649	246,713	196,598
Culturable area com- manded ..	448,955	203,244	655,378	395,944	162,118	121,714
Area irrigable by com- plete project ..	177,621	95,957	302,125	250,000	90,000	72,107
Area irrigable at present.	177,621	95,957	302,125	250,000	90,000	72,107
<i>Sanctioned estimate.</i>						
Direct charges .. } Rs.	27,38,562	7,91,716	24,78,598	6,78,303	14,84,574	1,87,148
Indirect charges .. }	32,07,563	8,60,410	35,03,843	9,99,165	27,40,921	18,607
Interest during construction ..	32,07,563	8,60,410	35,03,843	9,99,165	27,40,921	18,607
Total estimate .. Rs.	59,46,125	16,52,126	59,82,441	16,77,468	42,25,495	2,05,755
<i>Expenditure to end of 1923-24.</i>						
Direct charges .. Rs.	26,57,916	7,70,854	23,96,376	6,43,570	14,21,461	1,81,776
Indirect charges .. "	80,098	20,862	79,234	34,733	63,113	3,142
Interest during construction. ..	32,07,563	8,60,410	35,03,843	9,99,165	27,40,921	18,607
Total expenditure .. Rs.	59,45,577	16,52,126	59,79,453	16,77,468	42,25,495	2,03,525
<i>Works as now sanctioned.</i>						
Main canals irrigation .. Miles.	90	33	78	39	72	118
Branch canals .. "	199	82	114	126	56	15
Distributaries .. "	33	5	52	146	15	..
Total .. "	322	120	244	311	143	133
Of above, Navigable canals .. "	4	..	56	..	103	..
<i>Works completed at end of 1923-24.</i>						
Main canals irrigation .. Miles.	90	33	78	39	72	118
Branch canals .. "	199	82	114	126	56	15
Distributaries .. "	33	5	52	146	15	..
Total .. "	322	120	244	311	143	133
Of above, Navigable canals .. "	4	..	56	..	103	..

I-A.

*Bank Division for 1923-24.*

Embankment and Drainage Works. Capital Expenditure not charged to revenue.

Productive.

Canals District.		Karachi Canals District.				Western Nara District.			Total.
Sind Canal.	Rajib, Chiti and Garang.	Kalri Canal.	Indus Canals Right Bank.	Pinyari.	Indus Canals Left Bank.	Western Nara including Pritchard.	Phitta Canal.	Marvi-wah.	
8	9	10	11	12	13	14	15	16	17
..	..	..	..	River Indus.	..	..	..	..	....
3,732	1,091	1,136	1,302	3,915	5,488	48,846	1,018	286	....
3.50	3.50	4.60	4.55	6.28	6.40	1.92	1.92	1.92	....
232,497	48,829	59,356	194,000	191,600	104,244	829,668	29,848	17,800	3,964,379
136,699	35,725	40,317	173,701	185,600	84,048	363,705	11,960	9,521	3,028,629
88,258	31,675	40,000	150,000	180,000	80,000	301,113	10,400	6,400	1,875,656
88,258	31,675	40,000	150,000	180,000	80,000	301,113	10,400	6,400	1,875,656
8,33,648	2,84,116	77,338	88,760	11,80,090	2,58,938	20,82,928	26,136	9,737	1,32,00,592
59,111	18,338	5,134	7,801	52,467	18,821	69,534	875	316	1,15,62,906
8,92,759	3,02,454	82,472	96,561	12,32,557	2,77,759	21,52,462	27,011	10,053	2,47,63,498
8,22,853	2,72,254	75,398	86,927	8,83,510	2,52,978	20,30,970	25,570	9,507	1,25,31,920
10,375	4,077	1,512	1,833	25,281	5,960	51,958	566	230	3,82,974
59,111	18,338	5,134	7,801	52,467	18,821	69,534	875	316	1,15,62,906
8,92,339	2,94,669	82,044	96,561	9,61,258	2,77,759	21,52,462	27,011	10,053	2,44,77,800
40	23	23	98	70	114	185	37	15	1,035
93	..	66	11	330	80	283	..	..	1,455
..	..	..	..	..	..	9	..	..	260
133	23	89	109	400	194	477	37	15	2,750
..	..	..	9	25	37	178	3	..	415
40	23	23	98	70	114	185	37	15	1,035
93	..	66	11	330	80	283	..	..	1,455
..	..	..	..	..	..	9	..	..	260
133	23	89	109	400	194	477	37	15	2,750
..	..	..	9	25	37	178	3	..	415

## STATEMENT I-A—contd.

55, Construction of Irrigation, Navigation, Embankment and Drainage Works. Capital Expenditure not charged to revenue.					
2.—Unproductive.					
	Shikarpur Canals District.	Karachi Canals District.		Western Nara District.	Total.
	Mahiwah.	Sattah.	Baghar.	Dadu Canals.	
1	2	3	4	5	6
Source of supply of water ..	Gudu Dhand	River Indus	River Indus	River Indus	....
Minimum discharge of } C. ft. per water .. } second. } ..	..	..	..	..	....
Maximum discharge of canal ..	2,280	1,497	8,750	230	....
Average annual rainfall .. Inches	3.50	6.21	4.57	1.92	....
Gross area commanded .. Acres.	200,251	36,971	112,057	35,676	384,955
Culturable area commanded. ..	142,251	34,294	95,301	30,654	302,500
Area irrigable by complete project ..	82,776	30,000	90,000	21,550	224,326
Area irrigable at present ..	82,776	30,000	90,000	21,550	224,326
<i>Sanctioned estimate.</i>					
Direct charges .. } Rs.	23,34,049	1,88,315	7,80,847	28,915	33,32,126
Indirect charges .. } ..	10,23,338	1,15,150	16,680	940	11,56,108
Interest during construction ..					
Total estimate .. Rs.	33,57,387	3,03,465	7,97,527	29,855	44,88,234
<i>Expenditure to end of 1923-24.</i>					
Direct charges .. .. Rs.	14,22,768	1,77,705	2,67,685	28,249	18,96,407
Indirect charges .. ..	59,739	6,176	6,283	666	72,864
Interest during construction .. ..	10,23,338	1,15,150	16,680	940	11,56,108
Total expenditure .. Rs.	25,05,845	2,99,031	2,90,648	29,855	31,25,379
<i>Works as now sanctioned.</i>					
Main canals irrigation .. Miles	29	32	93	23	177
Branch canals .. ..	178	5	66	14	263
Distributaries .. ..	87	..	..	..	87
Total .. ..	294	37	159	37	527
Of above — Navigable canals .. ..	..	4	93	3	100
<i>Works completed at end of 1923-24.</i>					
Main canals irrigation .. Miles	29	32	93	23	177
Branch canals .. ..	178	5	66	14	263
Distributaries .. ..	87	..	..	..	87
Total .. ..	294	37	159	37	527
Of above— Navigable canals .. ..	..	4	93	3	100



---

STATEMENT I-A.

Statement of Canals in the Indus Left Bank Division  
for the year 1923-24.

---

STATEMENT  
Statement of Canals in the Indus Left

55. Construction of Irrigation, Navigation, Embankment and Drainage					
1—Pro					
1	Jamrao Canals District.	Eastern Nara			
	Jamrao Canal.	Nara Supply Channel.	Eastern Nara.	Mithrao Canal.	Thar Canal.
	2	3	4	5	6
Source of supply of water .. ..	Eastern Nara.	Indus.	Nara supply channel		Eastern
Minimum discharge of river. C.ft. per second.	....	(a) 29,356	....	....	....
Minimum discharge of canal .. ..	3,286	19,770	....	2,800	1,400
Average annual rainfall .. .. Inches	7.18	....	....	3.87	6.02
Gross area commanded .. .. Acres	870,850	151,400	789,991	437,551	158,044
Culturable area commanded .. ..	(c) 804,871	(c) 39,552	(c) 501,440	(c) 406,589	(c) 136,600
Area irrigable annually by complete project ..	300,000	12,200	90,900	143,500	50,000
Area irrigable at present by complete project ..	268,846	12,200	42,200	136,300	50,000
<i>Sanctioned estimate.</i>					
Direct charges .. .. Rs.	99,28,939	....	....	....	....
Indirect charges .. ..	76,74,712	....	....	....	....
Interest during construction .. ..	76,74,712	....	....	....	....
Total estimate .. .. Rs.	1,76,03,651	....	....	....	....
<i>Expenditure to end of 1923-24.</i>					
Direct charges .. .. Rs.	95,11,188	....	....	....	....
Indirect charges .. ..	2,91,104	....	....	....	....
Interest during construction .. ..	76,74,712	....	....	....	....
Total expenditure .. .. Rs.	1,74,77,004	....	....	....	....
<i>Works as now sanctioned.</i>					
Main Canals Irrigation .. .. Miles.	(d) 138	12	(g) 264	97	24
Branch Canals .. ..	58	....	....	(g) 56	48
Distributaries .. ..	503.5	....	....	(g) 96	18
Of the above—					
Navigable Canals .. .. Miles.	....	12	(g) 204	(g) 45	....
<i>Works completed to end of 1923-24.</i>					
Main Canals Irrigation .. .. Miles.	(d) 138	12	(g) 264	(g) 97	24
Branch Canals .. ..	58	....	....	(g) 56	48
Distributaries .. ..	503.5	....	....	(g) 96	18
Of the above—					
Navigable Canals .. .. Miles.	....	12	(g) 204	(g) 45	....

I-A.

*Bank Division for the year 1923-24.*

Works—Capital Expenditure not charged to Revenue—A—Irrigation Works.

ductive.

District.			Hyderabad Canals District.							
Khiro Canal.	Hiral Canal.	Total.	Alibahar Kacheri.	Great Marakh.	Sarfraz.	Ghero Mahmudo.	Kari Shumali.	Nasir.	Total.	
7	8	9	10	11	12	13	14	15	16	
Nara.			Indus.	Indus.	Indus.	Indus.	Indus.	Indus.		
.. 200	.. 250	....	(a) 29,356	(a) 29,356	(a) 29,356	1,521	1,200	1,801	..	
1'82	6'02	....	303	2,795	1,064	2'07	2'67	2'62	..	
35,743	55,480	1,628,209	1'93	1'78	3'62	(c) 203,832	(c) 296,997	(c) 125,693	(c) 1,039,086	
(c) 33,845	(c) 50,154	1,167,580	(c) 58,871	(c) 239,945	(c) 113,748	(c) 183,015	(c) 291,195	(c) 125,566	(c) 912,921	
8,000	15,700	320,300	(c) 54,780	(c) 147,891	(c) 110,474	68,623	99,989	42,318	343,959	
8,000	20,000	268,700	18,300	73,929	40,800	68,623	99,989	42,318	343,959	
..	..	86,16,006	1,07,169	4,58,028	1,24,680	1,09,785	15,793	47,157	8,62,612	
..	..	11,70,518	58,774	4,37,529	2,29,864	3,840	623	1,747	7,32,377	
..	..	97,86,524	1,65,943	8,95,557	3,54,544	1,13,625	16,416	48,904	15,94,989	
..	..	82,17,204	1,03,430	4,41,387	1,18,519	1,06,040	15,191	45,640	8,30,207	
..	..	2,92,868	3,739	16,641	6,121	3,745	602	1,517	32,365	
..	..	1,17,00,518	58,774	4,37,529	2,29,864	3,840	623	1,747	7,32,377	
..	..	2,02,10,590	1,65,943	8,95,557	3,54,504	1,13,625	16,416	48,904	15,94,949	
..	..									
.. 15	.. 19	431	26	24	80	31	37	28	226	
..	.. 22	126	32	146	35	194	129	102	638	
..	.. 13	127	..	..	..	..	..	..	..	
..	..	261	22	22	30	58	31	16	179	
..	..									
.. 15	.. 19	431	26	24	80	31	37	28	226	
..	.. 22	126	32	146	35	194	129	102	638	
..	.. 13	127	..	..	..	..	..	..	..	
..	..	261	22	22	30	58	31	16	179	

## STATEMENT

55, Construction of Irrigation, Navigation, Embankment and Drainage				
I—Pro				
Fuleli Canal District				
	Fuleli Canal.	Hasanali Canal.	Indus Canals.	Total.
	17	18	19	20
Source of supply of water .. ..	Indus.	Indus.	Indus.	
Minimum discharge of river C. ft. per second.	(b)28,348	(b)28,348	(b)28,348	....
Minimum discharge of canal .. ..	12,489	977	1,809	....
Average annual rainfall .. .. Inches	4.76	4.64	4.64	....
Gross area commanded .. .. Acres	1,703,000	144,000	147,800	1,994,800
Culturable area commanded .. ..	(i)1,473,546	(i)77,420	(i)149,150	1,700,116
Area irrigable annually by complete project...	400,000	21,000	35,000	456,000
Area irrigable at present by complete project ..	400,000	19,000	30,000	449,000
<i>Sanctioned estimates.</i>				
Direct charges .. .. Rs.	31,16,038	3,06,546	1,14,548	35,37,132
Indirect charges .. .. "	32,31,043	2,01,186	4,661	34,36,890
Interest during construction .. .. "				
Total estimate .. .. Rs.	63,47,081	5,07,732	1,19,209	69,74,022
<i>Expenditure to end of 1923-24.</i>				
Direct charges .. .. Rs.	28,76,813	2,91,598	1,11,146	32,79,557
Indirect charges .. .. "	1,11,522	14,948	3,402	1,29,872
Interest during construction .. .. "	32,31,043	2,01,186	4,661	34,36,890
Total expenditure .. .. Rs.	62,19,378	5,07,732	1,19,209	68,46,319
<i>Works as now sanctioned</i>				
Main Canals Irrigation .. .. Miles	100	(h) 31	65	196
Branch Canals .. .. "	875	(h) 45	(h) 70	990
Distributaries .. .. "	28	14	4	46
Of the above—				
Navigable Canals .. .. Miles	328	39	10	377
<i>Works completed to end of 1923-24.</i>				
Main Canals Irrigation .. .. Miles	100	(h) 31	65	196
Branch Canals .. .. "	875	(h) 45	(h) 70	990
Distributaries .. .. "	28	14	4	46
Of the above—				
Navigable Canals .. .. Miles	328	39	10	377

(a) Minimum discharge of  
(b) Minimum discharge of  
(c) These figures are copied  
(d) 20 miles increase due to  
Jamrao Canal (vide G.R.  
made against Eastern  
(e) Revised corrected figures  
(f) Increase due to extension  
(g) Revised corrected figures  
(h) Revised corrected figures  
(i) Revised figures are

I-A—concl'd.

Works—Capital Expenditure not charged to Revenue—A—Irrigation Works—concl'd.

ductive—concl'd.		2—Unproductive.		
Nasrat Canals District.		Nasrat Canals District.		
Dambrowah.	Navlakhi.	Dad Canal including Ren Distributary.	Nasrat Canal.	Total.
21	22	23	24	25
Indus. (a) 29,356 488 1,18 Not available 51,290 Not available 12,000	Indus. (a) 29,356 3,449 1,11 Not available (c) 162,189 105,240 51,000	Indus. (a) 29,356 4,296 1,34 670,479 (c) 326,477 156,685 131,285	Indus. (a) 29,356 2,808 0,89 383,700 (c) 323,113 104,100 82,000	..... ..... 1,054,179 649,590 260,785 213,285
51,818 1,738	1,35,678 5,138	26,92,382 20,07,234	18,66,846 13,42,248	45,59,228 33,49,482
53,556	1,40,816	46,99,616	32,09,094	79,08,710
51,818 ..... 1,738	131,633 4,038 5,138	25,86,037 94,622 20,07,234	18,08,565 58,281 13,42,248	43,94,602 1,52,903 33,49,482
53,556	1,40,809	46,87,893	32,09,094	78,96,987
30 35 .....	28 81 15	(e) 96 (e) 193 (e) 158	(e) 97 (e) 95 (e) 118	193 288 276
.....	.....	.....	.....	.....
30 35 .....	28 81 15	87 (f) 199 130	79 137 69	166 336 199
.....	.....	.....	.....	.....

Indus at Bukkur  
Indus at Kotri.  
from the Collector's reports.  
portion of Eastern Nara transferred to Northern District  
No. 69 of 21st March 1922. The corresponding reduction  
Nara.  
are shown as reported by Executive Engineer.  
of Hazariwah.  
are shown as reported by Executive Engineer.  
are shown as reported by Executive Engineer.  
reported by the Collectors concerned.

## STATEMENT

## Capital Account of Irrigation Works in

Name of Work.	DURING YEAR.											
	Direct Charges.						Indirect Charges.				Grand Total.	
	Works.	Establishment.	Tools and Plant.	Total.	Deduct Receipts on Capital Account.	Total.	Capitalization.	Leave and Pension Allowances.	Audit and Accounts.	Total.		
											1	2
	Rs.	Rs.	Rs.	Rs.	Rs.	Rs.	Rs.	Rs.	Rs.	Rs.	Rs.	Rs.
<i>Productive.</i>												
1. Desert Canal..	1,056	238	1	1,295	..	1,295	..	33	11	44	1,339	
2. Unharwah ..	...	...	...	...	..	...	..	..	..	..	...	
3. Begari Canal..	7,743	1,750	10	9,503	..	9,503	..	238	77	315	9,818	
4. Eastern Nara Works ..	2,86,145	80,850	1,844	3,68,839	..	3,68,839	2,748	11,319	2,861	16,928	3,85,767	
5. Jamrao Canal.	1,71,312	42,296	544	2,14,152	..	2,14,152	..	5,921	1,713	7,634	2,21,786	
6. Sukkur Canal.	2,572	581	3	3,156	..	3,156	..	81	26	107	3,263	
7. Ghar Canal ..	9,127	2,062	12	11,201	..	11,201	..	289	91	380	11,581	
8. AlibaharKache-ri Canal ..	...	...	...	...	..	...	..	...	..	...	...	
9. Marak Great Canal ..	10,033	3,552	130	13,715	..	13,715	147	497	100	744	14,459	
10. Sarfrazwah ..	...	...	...	...	..	...	..	..	..	...	...	
11. Fuleli Canal ..	2,38,878	84,564	3,102	3,26,544	..	3,26,544	20	11,839	2,389	14,248	3,40,792	
12. Hasanali Canal	1,221	432	16	1,669	..	1,669	..	60	12	72	1,741	
13. Naulakhi Canal	-5	-2	...	-7	..	-7	..	...	..	...	-7	
14. Kalri Canal ..	3,406	770	4	4,180	..	4,180	..	108	34	142	4,322	
15. Pinyari Canal.	2,28,181	51,560	286	2,80,027	..	2,80,027	..	7,218	2,282	9,500	2,89,527	
16. Indus Canal, Right Bank..	...	...	...	...	..	...	..	...	..	...	...	
17. Indus Canal, Left Bank ..	...	...	...	...	..	...	..	...	..	...	...	
18. Sind Canal ..	3,806	860	5	4,671	..	4,671	..	120	38	158	4,829	
19. Rajib Chiti and Garang..	5,701	1,288	7	6,996	..	6,996	..	180	57	237	7,233	
20. Canals in Rohri ..	1,593	332	14	1,939	..	1,939	..	46	16	62	2,001	
21. Western Nara and Pritchard	...	...	...	...	..	...	..	...	..	...	...	
22. Phitta ..	...	...	...	...	..	...	..	...	..	...	...	

(a) Suspense account.

I-B.

Sind for, and to end of, 1923-24.

TO END OF YEAR.											
Direct charges.						Indirect Charges.					Grand Total.
Works.	Establishment.	Tools and Plant.	Total.	Deduct Receipts on Capital Account.	Total.	Capita- lization.	Leave and Pension Allow- ances.	Audit and Ac- counts.	Amount not allocated.	Total.	
13	14	15	16	17	18	19	20	21	22	23	24
Rs.	Rs.	Rs.	Rs.	Rs.	Rs.	Rs.	Rs.	Rs.	Rs.	Rs.	Rs.
21,46,288	4,86,210	25,455	26,57,953	37	26,57,916	2,284	77,792	22	..	80,098	27,38,014
6,33,554	1,34,903	2,397	7,70,854	..	7,70,854	1,953	18,886	23	..	20,862	7,91,716
20,32,150	3,59,009	5,236	23,96,395	19	23,96,376	17,931	61,293	10	..	79,234	24,75,610
64,83,129	16,47,352	86,899	82,17,380	176	82,17,204	9,533	2,74,581	8,754	..	2,92,868	85,10,072
76,66,157	16,50,354	1,91,052	95,12,169	981	95,11,188	54,147	2,31,049	5,908	..	2,91,104	98,02,292
11,86,861	2,20,331	(a) 4,606 14,429	14,21,621	160	14,21,461	20,466	42,270	377	..	63,113	14,84,574
5,26,909	1,12,454	4,207	6,43,570	..	6,43,570	13,954	20,276	503	..	34,733	6,78,303
79,126	23,668	636	1,03,430	..	1,03,430	..	3,527	212	..	3,739	1,07,169
3,46,335	91,514	3,618	4,41,467	80	4,41,387	1,701	14,775	165	..	16,641	4,58,028
1,03,432	15,097	30	1,18,559	..	1,18,559	3,102	3,019	..	..	6,121	1,24,680
22,78,941	5,80,589	17,787	28,77,317	-504	28,76,813	15,250	90,752	5,520	..	1,11,522	29,88,335
2,36,563	49,718	5,317	2,91,598	..	2,91,598	7,976	6,960	12	..	14,948	3,06,546
1,01,974	28,819	840	1,31,633	..	1,31,633	..	4,038	..	..	4,038	1,35,671
64,776	10,508	114	75,398	..	75,398	..	1,471	41	..	1,512	76,910
7,17,696	1,63,476	2,338	8,83,510	..	8,83,510	..	22,888	2,393	..	25,281	9,08,791
73,467	13,087	373	86,927	..	86,927	..	1,833	..	..	1,833	88,760
2,09,896	42,557	525	2,52,978	..	2,52,978	..	5,960	..	..	5,960	2,58,938
7,47,989	73,815	1,049	8,22,853	..	8,22,853	..	10,337	38	..	10,375	8,33,228
2,43,923	28,395	- 64	2,66,512 (b) 5,742	..	2,72,254	..	3,972	105	..	4,077	2,76,331
1,59,991	21,545	240	1,81,776	..	1,81,776	..	3,015	127	..	3,142	1,84,918
16,47,206	3,71,150	12,614	20,30,970	..	20,30,970	..	51,958	..	..	51,958	20,82,928
21,582	4,041	- 53	25,570	..	25,570	..	566	..	..	566	26,136

) Expenditure on the Chiti Canal.

## STATEMENT

Name of Work.	DURING YEAR.											
	Direct Charges.						Indirect Charges.				Grand Total.	
	Works.	Establishment.	Tools and Plant.	Total.	Deduct Receipts on Capital Account.	Total.	Capitalization.	Leave and Pension Allowances.	Audit and Accounts.	Total.		
	1	2	3	4	5	6	7	8	9	10		11
	Rs.	Rs.	Rs.	Rs.	Rs.	Rs.	Rs.	Rs.	Rs.	Rs.	Rs.	Rs.
<i>Productive—concl'd.</i>												
23. Marviwah ..	...	...	...	..	..	...	..	...	..	...	...	...
24. Gharo Mahmudo ..	...	...	...	..	..	...	..	...	..	...	...	...
25. Kari Shumali.	...	...	...	..	..	...	..	...	..	...	...	...
26. Nasirwah ..	...	...	...	..	..	...	..	...	..	...	...	..
27. Indus Canals (other Canals Fuleli District)	...	...	...	..	..	...	..	...	..	...	...	..
28. Dambhro ..	...	...	...	..	..	...	..	...	..	...	...	...
29. Lloyd Barrage.	23,69,147	8,78,456	4,01,123	37,85,971	5,768	37,80,203	35,620	1,22,984	23,691	182,295	39,62,498	
30. Garkino Canal.	62,983	14,232	1,37,245 <sup>(a)</sup> 79	77,294	..	77,294	..	1,992	630	2,622	79,916	
Total, Productive ..	34,02,899	11,63,821	4,07,180 <sup>(a)</sup> 1,37,245	51,11,145	5,768	51,05,377	38,535	1,62,922	34,028	2,35,488	53,40,865	
<i>Unproductive</i>												
31. Mahiwah ..	3,904	882	5	4,791	..	4,791	..	123	39	162	4,953	
32. Dad Canal ..	335	119	5	459	..	459	..	17	3	20	479	
33. Nasrat Canal..	1,257	445	16	1,718	..	1,718	..	62	13	75	1,793	
34. Sattah Canal..	2,996	677	4	3,677	..	3,677	..	95	30	125	3,802	
35. Baghar ..	30,000	6,778	37	36,815	..	36,815	..	949	300	1,249	38,064	
36. Dadu Canal ..	...	...	...	..	..	...	..	...	..	...	...	
37. Seharwah ..	-103	-23	...	-126	..	-126	..	-3	-1	-4	-130	
38. Navlakhi (abandoned project)	...	...	...	..	..	...	..	...	..	...	...	
Total, Unproductive	38,389	8,876	67	47,334	..	47,334	..	1,243	384	1,627	48,961	
Grand Total ..	34,41,283	11,72,697	4,07,247 <sup>(a)</sup> 1,37,245	51,58,479	5,768	51,52,711	38,535	64,168	34,412	2,37,115	53,89,826	

a) Suspense



I-B—concl'd.

TO END OF YEAR.												
Works.	Direct charges.					Indirect Charges.					Grand Total.	
	Establishment.	Tools and Plant.	Total.	Deduct Receipts on Capital Account.	Total.	Capita- lization.	Leave. and Pen- sion Allow- ances.	Audit and Ac- counts.	Amount not allocated.	Total.		
13	14	15	16	17	18	19	20	21	22	23	24	
Rs.	Rs.	Rs.	Rs.	Rs.	Rs.	Rs.	Rs.	Rs.	Rs.	Rs.	Rs.	
7,837	1,632	38	9,507	..	9,507	..	230	..	..	230	9,737	
79,028	26,735	277	1,06,040	..	1,06,040	..	3,745	..	..	3,745	1,09,785	
10,823	4,302	66	15,191	..	15,191	..	602	..	..	602	15,793	
34,842	10,840	-42	45,640	..	45,640	..	1,517	..	..	1,517	47,157	
86,169	24,180	797	1,11,146	..	1,11,146	..	3,402	..	..	3,402	1,14,548	
40,671	9,313	530	50,514	..	50,514	..	1,304	..	..	1,304	51,818	
32,67,276	14,37,201	5,49,123	53,90,845	6,037	53,84,808	35,620	1,67,090	27,366	4,434	2,34,510	56,19,318	
82,016	17,692	(a) 1,37,245 472	1,00,180	..	1,00,180	..	2,476	820	..	3,296	1,03,476	
3,13,16,607	76,60,487	9,26,300 (a) 1,41,851	4,00,45,245	7,994	4,00,37,251	1,83,917	11,31,584	52,396	4,434	13,72,331	4,14,09,582	
11,38,825	2,46,031	9,649	13,94,505	6	13,94,499	24,649	34,444	113	..	59,206	14,53,705	
21,88,053	3,78,504	19,514	25,86,071	34	25,86,037	41,453	52,992	177	..	94,622	26,80,659	
15,48,216	2,53,613	6,894	18,08,723	158	18,08,565	22,749	35,504	28	..	58,281	18,66,846	
1,43,129	32,496	2,080	1,77,705	..	1,77,705	1,597	4,549	30	..	6,176	1,83,881	
2,24,567	42,746	372	2,67,685	..	2,67,685	..	5,983	300	..	6,283	2,73,968	
23,324	4,764	161	28,249	..	28,249	..	666	..	..	666	28,915	
24,023	3,869	377	28,269	..	28,269	..	542	-9	..	533	28,802	
4,876	236	...	5,112	..	5,112	..	33	..	..	33	5,145	
52,95,013	9,62,259	39,047	62,96,319	198	62,96,121	90,448	1,34,713	639	..	2,25,800	65,21,921	
3,66,11,620	86,22,746	9,65,347 (a) 1,41,851	4,63,41,564	8,192	4,63,33,372	2,74,365	12,66,297	53,035	4,434	15,98,131	4,79,31,503	

account.

F. DE GA,  
Assistant Accounts Officer.

STATEMENT

STATEMENT SHOWING THE FINANCIAL RESULTS OF IRRIGATION

*Realizations under main heads of*

Works.	REVENUE (ACTUAL)						
	Irrigation.					Plantation.	Miscellaneous.
	Direct.	Indirect.			Total.		
	Water rates directly paid.	Share of Land Revenue.	4 per cent. on <sup>9</sup> / <sub>10</sub> the of proceeds from sale of occupancy rights in waste or other lands up to end of year.	Total.		Total.	Plantation.
1	2	3	4	5	6	7	8
<i>Productive.</i>	Rs.	Rs.	Rs.	Rs.	Rs.	Rs.	Rs.
1 Desert Canal ..	1,17,477	3,80,360	2,296	3,82,656	5,00,133	94	6,341
2 Unharwah ..	181	2,27,424	3,117	2,30,541	2,30,722	40	2,203
3 Begari Canal ..	42,904	7,05,579	10,322	7,15,901	7,58,805	27	7,715
4 Eastern Nara Canals ..	5,995	5,21,234	5,710	5,26,944	5,32,939	1,940	19,976
5 Jamrao Canal ..	1,767	6,97,695	78,353	7,76,048	7,77,815	1,894	90,922
6 Sukkur Canal ..	1,433	2,82,327	908	2,83,235	2,84,668	53	4,128
7 Ghar Canal ..	5,707	10,10,606	7,627	10,18,233	10,23,940	250	11,042
8 Alibahar Kacheri Canal ..	369	26,771	840	27,611	27,980	..	801
9 Marak Great Canal ..	2,233	1,57,834	3,606	1,61,440	1,63,673	84	3,301
10 Sarfrazwah ..	1,492	50,811	1,405	52,216	53,708	37	1,200
11 Fuleli Canal ..	35,282	9,21,927	23,188	9,45,115	9,80,397	123	20,845
12 Hasanali Canal ..	14	47,621	866	48,487	48,501	..	802
13 Navlakhi Canal ..	523	1,41,496	752	1,42,248	1,42,771	..	315
14 Kalri Canal ..	161	45,778	645	46,423	46,584	..	992
15 Pinyari Canal ..	710	2,54,978	5,270	2,60,248	2,60,958	337	4,450
16 Indus Canals Right Bank ..	1,047	71,008	2,231	73,239	74,286	..	420
17 Indus Canals Left Bank ..	1,349	1,06,426	2,477	1,08,903	1,10,252	..	1,300
18 Sind Canal and Branches ..	3,392	2,38,177	9,043	2,47,220	2,50,612	16	2,268
19 Rajib, Chitti and Garang ..	818	87,433	2,016	89,449	90,267	..	433
20 Canals in Rohri ..	1,344	1,45,184	4,645	1,49,829	1,51,173	13	3,200
21 Western Nara and Pritchard	6,209	7,55,507	12,466	7,67,973	7,74,182	1,140	7,438
22 Phitta ..	..	9,221	503	9,724	9,724	..	207
23 Marviwah ..	..	12,305	890	13,195	13,195	..	....
24 Charo Mahmudo ..	4,822	1,57,310	2,747	1,60,057	1,64,879	18	2,010

No. I-C.

## WORKS IN SIND FOR THE YEAR ENDED 31ST MARCH 1924.

## Revenue and Working Expenses.

RECEIPTS).

Total. 9	Less—Refunds of revenue. 10	Gross revenue less refunds. 11	Deduct—Share due to old irrigation. 12	Total revenue due to improvement. 13	REVENUE MANAGEMENT.			Total Revenue Management. 17
					Establishment.			
					Direction. 14	Executive. 15	Civil Officers. 16	
Rs.	Rs.	Rs.	Rs.	Rs.	Rs.	Rs.	Rs.	Rs.
5,06,568	40	5,06,528	..	5,06,528	..	..	23,057	23,057
2,32,965	..	2,32,965	..	2,32,965	..	..	13,770	13,770
7,66,547	86	7,66,461	33,613	7,32,848	..	..	44,127	44,127
5,54,855	26	5,54,829	3,444	5,51,385	..	62,261	31,770	94,031
8,70,631	56	8,70,575	..	8,70,575	..	1,34,111	21,336	1,55,447
2,88,849	125	2,88,724	84,806	2,03,918	..	..	20,516	20,516
10,35,232	1,141	10,34,091	1,35,512	8,98,579	..	..	66,478	66,478
28,781	..	28,781	17,505	11,276	..	1,284	2,328	3,612
1,67,058	1	1,67,057	59,437	1,07,620	..	11,073	11,982	23,055
54,945	..	54,945	18,806	36,139	..	4,785	3,892	8,677
10,01,365	237	10,01,128	2,44,549	7,56,579	..	67,126	67,534	1,34,660
49,303	..	49,303	5,916	43,387	..	6,667	2,925	9,592
1,43,086	..	1,43,086	..	1,43,086	..	7,791	8,522	16,313
47,576	..	47,576	..	47,576	..	..	2,756	2,756
2,65,745	..	2,65,745	..	2,65,745	..	..	15,341	15,341
74,706	..	74,706	..	74,706	..	..	4,328	4,328
1,11,552	..	1,11,552	..	1,11,552	..	..	6,506	6,506
2,52,896	..	2,52,896	..	2,52,896	..	..	14,543	14,543
90,700	..	90,700	..	90,700	..	..	5,302	5,302
1,54,386	6	1,54,380	..	1,54,380	..	..	8,893	8,893
7,82,760	1,101	7,81,659	..	7,81,659	..	..	45,730	45,730
9,931	..	9,931	..	9,931	..	..	553	553
13,195	..	13,195	..	13,195	..	..	738	738
1,66,907	12	1,66,895	..	1,66,895	..	13,598	9,755	23,353

## STATEMENT

Works.	WORKING						
	MAINTENANCE						
	Establishment.			Works.	Repairs.	Sundries.	Plantations.
	Direction.	Executive.	Total.				
1	18	19	20	21	22	23	24
	Rs.	Rs.	Rs.	Rs.	Rs.	Rs.	Rs.
1 Desert Canal .. ..	..	33,750	33,750	3,572	1,44,644	..	1,147
2 Unharwah .. ..	..	11,804	11,804	628	51,204	..	410
3 Begari Canal .. ..	..	37,744	37,744	4,657	1,61,653	—3,776	729
4 Eastern Nara Canals .. ..	..	62,261	62,261	31,205	1,71,981	—518	2,914
5 Jamrao Canal .. ..	..	94,667	94,667	50,854	2,29,196	—358	5,163
6 Sukkur Canal .. ..	..	22,371	22,371	925	98,080	692	..
7 Ghar Canal .. ..	..	41,744	41,744	737	1,84,006	—10	..
8 Alibahar Kacheri Canal .. ..	..	1,285	1,285	136	3,405	..	88
9 Marak Great Canal .. ..	..	11,073	11,073	..	30,791	..	489
10 Sarfrazwah .. ..	..	4,785	4,785	..	12,557	..	960
11 Fuleli Canal .. ..	..	67,127	67,127	31	1,86,918	—3,199	2,672
12 Hasanali Canal .. ..	..	6,668	6,668	..	18,834	..	..
13 Navlakhi Canal .. ..	..	7,792	7,792	44	21,870	..	96
14 Kalri Canal .. ..	..	8,133	8,133	..	35,994	..	..
15 Pinyari Canal .. ..	..	30,429	30,429	18,006	1,16,658	—127	..
16 Indus Canals Right Bank .. ..	..	6,744	6,744	7,138	22,708	..	..
17 Indus Canals Left Bank .. ..	..	11,613	11,613	3,374	48,019	..	..
18 Sind Canal and Branches .. ..	..	13,135	13,135	156	57,277	..	695
19 Rajib, Chitti and Garang .. ..	..	2,392	2,392	..	10,586	..	..
20 Canals in Rohri .. ..	..	27,362	27,362	281	1,20,512	—1,791	300
21 Western Nara Pritchard .. ..	..	64,452	64,452	843	2,80,208	—1,443	4,184
22 Phitta .. ..	..	850	850	..	3,763	..	..
23 Marviwah .. ..	..	2,420	2,420	..	10,699	..	..
24 Gharo Mahmudo .. ..	..	13,597	13,597	5,216	32,042	2,270	1,152

## No. I-C—contd.

EXPENSES.								NET REVENUE.	
Tools and Repairs.		Indirect charges.	Grand Total Working Expenses.	Deduct—Old maintenance charges.			Total Working expenses on improvements.	Total.	Due to improvements.
Tools and Plant.	Total cost of Maintenance.			Direct.	Indirect.	Total.			
25	26	27	28	29	30	31	32	33	34
Rs.	Rs.	Rs.	Rs.	Rs.	Rs.	Rs.	Rs.	Rs.	Rs.
187	1,83,300	6,271	2,12,628	..	..	..	2,12,628	2,93,900	2,93,900
66	64,112	2,175	80,057	..	..	..	80,057	1,52,908	1,52,908
3,986	2,04,993	7,177	2,56,297	8,757	2	8,759	2,47,538	5,10,164	4,85,310
2,663	2,70,506	19,464	3,84,001	344	..	344	3,83,657	1,70,828	1,67,728
3,466	3,82,988	34,881	5,73,316	..	..	..	5,73,316	2,97,259	2,97,259
167	1,22,235	4,083	1,46,834	13,256	106	13,362	1,33,472	1,41,890	70,446
242	2,26,719	8,126	3,01,323	18,680	161	18,841	2,82,482	7,32,768	6,16,097
47	4,961	336	8,909	9,078	188	9,266	—357	19,872	11,633
406	42,759	3,274	69,088	22,978	427	23,405	45,683	97,969	61,937
176	18,478	1,430	28,585	7,651	170	7,821	20,764	26,360	15,375
2,631	2,56,180	20,191	4,11,031	1,14,265	2,096	1,16,361	2,94,670	5,90,097	4,61,909
245	25,747	2,031	37,370	3,380	78	3,458	33,912	11,933	9,475
286	30,088	2,409	48,810	..	..	..	48,810	94,276	94,276
45	44,172	1,841	48,769	..	..	..	48,769	—1,193	—1,193
396	1,65,362	5,791	1,86,494	..	..	..	1,86,494	79,251	79,251
37	36,627	1,207	42,162	..	..	..	42,162	32,544	32,544
65	63,071	2,140	71,717	..	..	..	71,717	39,835	39,835
73	71,336	2,420	88,299	..	..	..	88,299	1,64,597	1,64,597
13	12,991	441	18,734	..	..	..	18,734	71,966	71,966
1,943	1,48,607	5,042	1,62,542	..	..	..	1,62,542	—8,162	—8,162
1,801	3,50,045	11,875	4,07,650	..	..	..	4,07,650	3,74,009	3,74,009
5	4,618	157	5,328	..	..	..	5,328	4,603	4,603
13	13,132	446	14,316	..	..	..	14,316	—1,121	—1,121
953	55,230	4,191	82,774	..	..	..	82,774	84,121	84,121

## STATEMENT

Works.	REVENUE (ACTUAL)						
	Irrigation.					Plantation.	Miscellaneous.
	Direct.	Indirect.			Total.		
	Water rates directly paid.	Share of Land Revenue.	4 per cent. on the proceeds from sale of occupancy rights in waste or other lands up to end of year.	Total.		Total.	Plantation.
2	3	4	5	6	7	8	
	Rs.	Rs.	Rs.	Rs.	Rs.	Rs.	Rs.
25 Kari Shumali ..	2,146	65,393	3,305	68,698	70,844	2	622
26 Nasirwah ..	31	68,963	1,492	70,455	70,486	17	1,674
27 Indus Canals (other canals Fuleli District) ..	222	70,262	1,214	71,476	71,698	..	831
28 Dambhro ..	111	30,828	529	31,357	31,468	..	172
<b>Total, Productive ..</b>	<b>2,37,739</b>	<b>72,90,458</b>	<b>1,88,463</b>	<b>74,78,921</b>	<b>77,16,660</b>	<b>6,085</b>	<b>1,95,608</b>
<i>Unproductive.</i>							
29 Mahiwah ..	788	1,06,168	4,238	1,10,406	1,11,194	11	2,154
30 Dad Canal ..	2,402	3,37,119	9,195	3,46,314	3,48,716	510	2,314
31 Nasrat Canal ..	86	2,22,839	14,507	2,37,346	2,37,432	27	1,485
32 Sattah ..	19	39,128	1,018	40,146	40,165	..	6
33 Baghar ..	794	74,279	1,627	75,906	76,700	81	1,078
34 Dadu Canal ..	..	31,869	553	32,422	32,422	..	277
<b>Total, Unproductive ..</b>	<b>4,089</b>	<b>8,11,402</b>	<b>31,138</b>	<b>8,42,540</b>	<b>8,46,629</b>	<b>629</b>	<b>7,314</b>
<b>Grand Total ..</b>	<b>2,41,828</b>	<b>81,01,860</b>	<b>2,19,601</b>	<b>83,21,461</b>	<b>85,63,289</b>	<b>6,714</b>	<b>2,02,922</b>

(a) The amount of Rs. 5 on account of Refunds of revenue is deducted from Gross revenue Rs. 83,913 and net

## No. I-C—contd.

RECEIPTS.								
Total. 9	Less—Refunds of revenue. 10	Gross revenue less refunds. 11	Deduct—Share due to old irrigation. 12	Total revenue due to improvement. 13	REVENUE MANAGEMENT.			
					Establishment.			Total Revenue Management. 17
					Direction. 14	Executive. 15	Civil officers. 16	
Rs.	Rs.	Rs.	Rs.	Rs.	Rs.	Rs.	Rs.	Rs.
71,468	..	71,468	..	71,468	..	6,212	4,053	10,265
72,177	..	72,177	..	72,177	..	4,548	4,140	8,688
72,529	..	72,529	..	72,529	..	6,577	4,229	10,806
31,640	..	31,640	..	31,640	..	3,678	1,856	5,534
79,18,353	2,831	79,15,522	6,03,588	73,11,934	..	3,29,711	4,46,960	7,76,671
1,13,359	1,086	1,12,273	1,10,497	1,776	..	..	8,704	8,704
3,51,540	..	3,51,540	(a) 83,908	2,67,632	..	..	23,374	23,374
2,38,944	..	2,38,944	72,854	1,66,090	..	..	14,229	14,229
40,171	..	40,171	16,145	24,026	..	..	2,506	2,506
77,859	..	77,859	..	77,859	..	..	4,504	4,504
32,699	4	32,695	..	32,695	..	..	1,912	1,912
8,54,572	1,090	8,53,482	2,83,404	5,70,078	..	..	55,229	55,229
87,72,925	3,921	87,69,004	8,86,992	78,82,012	..	3,29,711	5,02,189	8,31,900

revenue shown here.

## STATEMENT

Works.	Maintenance						
	Establishment.			Works.	Repairs.	Sundries.	Plantations.
	Direction.	Executive.	Total.				
	18	19	20	21	22	23	24
<i>Productive—contd.</i>	Rs.	Rs.	Rs.	Rs.	Rs.	Rs.	Rs.
25 Kari Shumali .. ..	..	6,211	6,211	263	17,090	..	192
26 Nasirwah .. ..	..	4,548	4,548	..	11,887	..	960
27 Indus Canals (other canals) Fuleli District.	..	6,578	6,578	..	18,580	..	..
28 Dambhro .. ..	..	3,678	3,678	797	9,592	..	..
<b>Total, Productive .. ..</b>	<b>..</b>	<b>6,05,213</b>	<b>6,05,213</b>	<b>1,28,863</b>	<b>21,10,754</b>	<b>—8,260</b>	<b>22,151</b>
<i>Unproductive.</i>							
29 Mahiwah .. ..	..	31,687	31,687	919	1,38,163	—23	1,150
30 Dad Canal .. ..	..	38,911	38,911	4,283	98,920	—14	6,714
31 Nasrat Canal .. ..	..	32,228	32,228	3,001	82,589	..	5,451
32 Suttah .. ..	..	2,400	2,400	..	10,623	..	..
33 Bagher .. ..	..	6,779	6,779	..	30,002	..	..
34 Dadu Canal .. ..	..	6,903	6,903	..	30,549	..	..
<b>Total, Unproductive .. ..</b>	<b>..</b>	<b>1,18,908</b>	<b>1,18,908</b>	<b>8,203</b>	<b>3,90,846</b>	<b>—37</b>	<b>13,315</b>
<b>Grand Total .. ..</b>	<b>..</b>	<b>7,24,121</b>	<b>7,24,121</b>	<b>1,37,066</b>	<b>25,01,600</b>	<b>—8,297</b>	<b>35,466</b>



No. I-C—concl'd.

Expenses.								Net revenue.	
and Repairs.		Indirect charges.	Grand Total Working Expenses.	Deduct—Old maintenance charges.			Total Working Expenses on improvement.	Total.	Due to improvements.
Tools and Plant.	Total cost of Maintenance.			Direct.	Indirect.	Total.			
25	26	27	28	29	30	31	32	33	34
Rs.	Rs.	Rs.	Rs.	Rs.	Rs.	Rs.	Rs.	Rs.	Rs.
228	23,984	2,073	36,322	..	..	..	36,322	35,146	35,164
167	17,562	1,401	27,651	..	..	..	27,651	44,526	44,526
241	25,399	2,028	38,233	..	..	..	38,233	34,296	34,296
135	14,202	1,134	20,870	..	..	..	20,870	10,770	10,770
20,683	28,79,404	1,54,035	38,10,110	1,98,389	3,228	2,01,617	36,08,493	41,05,412	37,03,441
199	1,72,095	5,737	1,86,536	21,007	273	21,280	1,65,256	-74,263	-1,63,480
1,442	1,50,256	7,842	1,81,472	44,071	1,138	45,209	1,36,263	1,70,068	1,31,369
1,182	1,24,451	5,315	1,43,995	19,355	453	19,808	1,24,187	94,949	41,903
13	13,036	819	16,361	8,993	225	9,218	7,143	23,810	16,883
38	36,819	1,451	42,774	..	..	..	42,774	35,085	35,085
38	37,490	1,271	40,673	..	..	..	40,673	-7,978	-7,978
2,912	5,34,147	22,435	6,11,811	93,426	2,089	95,515	5,16,296	2,41,671	53,782
23,595	34,13,551	1,76,470	44,21,921	2,91,815	5,317	2,97,132	41,24,789	43,47,083	37,57,223

F. DE GA,  
Assistant Accounts Officer.

## STATEMENT

## Statement showing the Financial results of Irrigation

1 Number of works.	2 Name of works.	GENERAL FINANCIAL RESULTS TO END OF							
		Mileage in operation.		5 Estimated cost of construction (direct and indirect).	6a Date of completion of work.	6b Date when system first came into operation.	7 Total capital outlay (direct and indirect).	8 Accumulated arrears of interest.	9 Accumulated surplus revenue.
		3 Main canals and branches.	Distributaries.						
		Miles.	Miles.	Rs.	Date.	Date.	Rs.	Rs.	Rs.
	<b>PRODUCTIVE.</b>								
1	Desert Canal ..	289·00	32·50	27,38,562	1891-92	1872-73	27,38,014	..	36,48,054
2	Unharwah ..	115·10	5·00	7,91,716	1890-91	1885-86	7,91,716	..	27,37,907
3	Begari Canal ..	191·80	52·00	24,78,598	1890-91	1855-56	24,75,610	..	93,68,355
4	Eastern Nara Works ..	665·75	..	86,16,006	1897-98	1854-55	85,10,072	..	31,61,400
5	Jamrao Canal ..	226·00	503·50	99,28,939	1901-02	1900-01	98,02,292	..	5,05,921
6	Sukkur do. ..	128·10	14·72	14,84,574	1885-86	1870-71	14,84,574	..	4,77,214
7	Ghar do. ..	164·95	145·96	6,78,303	1878-79	1856-57	6,78,303	..	2,44,30,059
8	Alibahar Kacheri Canal ..	58·50	..	1,07,169	1875-76	1873-74	1,07,169	..	2,35,588
9	Great Marak Canal ..	169·90	..	4,58,028	1881-82	1873-74	4,58,028	..	22,50,019
10	Sarfrazwah ..	115·22	..	1,24,680	1875-76	1873-74	1,24,680	..	4,38,294
11	Fuleli Canal ..	1003·00	..	31,16,038	1892-93	1861-62	29,88,335	..	1,09,25,548
12	Hasanaliwah ..	89·77	..	3,06,546	1906-07	1903-04	3,06,546	..	1,19,008
13	Navlakhi ..	108·00	14·88	1,35,678	Not completed		1,35,671	..	1,81,586
14	Kalri Canal ..	89·00	..	77,338	1921-22	1922-23	76,910	10,821	....
15	Pinyari do. ..	400·00	..	11,80,090	1921-22	1922-23	9,08,791	..	1,37,374
16	Indus Right Bank Canal ..	109·00	..	88,760	1921-22	1922-23	88,760	..	64,077
17	Indus Left Bank Canal ..	194·00	..	2,58,938	1921-22	1922-23	2,58,938	..	73,661
18	Sind Canal and branches ..	133·00	..	8,33,648	1921-22	1922-23	8,33,228	..	3,28,495
19	Rajib Chiti and Garang ..	23·00	..	2,84,116	1921-22	1922-23	2,76,331	..	1,31,110
20	Canals in Rohri ..	119·00	..	1,87,148	1921-22	1922-23	1,84,918	..	41,087
21	Western Nara and Pritchard.	468·00	9·00	20,82,928	1921-22	1923-24	20,82,928	..	3,04,475
22	Phitta ..	37·00	..	26,136	1921-22	1923-24	26,136	..	3,728
23	Marwiah ..	15·00	..	9,737	1921-22	1923-24	9,737	1,437	....
24	Gharo Mahomudo ..	225·40	..	1,09,785	1921-22	1923-24	1,09,785	..	80,281
25	Karshumali ..	165·50	..	15,793	1921-22	1923-24	15,793	..	34,523
26	Nasirwah ..	130·23	..	47,157	1921-22	1923-24	47,157	..	42,779
27	Indus Canal, other canals, Fuleli District.	138·68	..	1,14,548	1921-22	1923-24	1,14,548	..	29,635

## II-C.

works for, and up to the end of, 1923-24.

FINANCIAL RESULTS OF THE YEAR 1923-24.											
1923-24.	Total sum-at-charge (column 7 + column 8).	Gross receipts (direct and indirect).	Working expenses (direct and indirect).	Net Revenue.	Percentage on capital outlay, column 7.	Percentage on sum-at-charge, column 10.	Interest.	Net profit.	Net loss.	Area irrigated.	Percentage of working expenses to receipts (column 11 to column 12).
10	11	12	13	14	15	16	17	18	19	20	
Rs.	Rs.	Rs.	Rs.	Per cent.	Per cent.	Rs.	Rs.	Rs.	Acres.	Per cent.	
27,38,014	5,06,528	2,12,628	2,93,900	10·73	10·73	88,747	2,05,153	..	2,12,113	41·99	
7,91,716	2,32,965	80,057	1,52,908	19·31	19·31	25,698	1,27,210	..	88,491	34·35	
24,75,610	7,32,848	2,47,538	4,85,310	19·60	19·60	79,982	4,05,328	..	2,53,007	33·77	
85,10,072	5,51,385	3,83,657	1,67,728	1·97	1·97	2,96,736	..	1,29,008	2,22,337	69·55	
98,92,292	8,70,575	5,73,316	2,97,259	3·03	3·03	3,32,091	..	4,8	2,22,396	65·86	
14,84,574	2,03,918	1,33,472	70,446	4·74	4·74	48,518	21,928	..	80,072	65·46	
6,78,303	8,98,579	2,82,482	6,16,097	90·82	90·82	23,331	5,92,766	..	2,54,876	31·44	
1,07,169	11,276	— 357	11,633	10·83	10·83	5,337	6,296	..	12,874	..	
4,58,028	1,07,620	45,683	61,937	13·51	13·51	19,819	42,118	..	67,455	42·40	
1,24,680	36,139	20,764	15,375	12·33	12·33	3,942	11,433	..	28,035	57·43	
29,88,335	7,56,579	2,94,670	4,61,909	15·45	15·45	1,08,890	3,53,019	..	4,07,090	38·94	
3,06,546	43,387	33,912	9,475	3·09	3·09	9,688	..	213	18,452	78·15	
1,35,671	1,43,086	48,810	94,276	6·95	6·95	5,138	89,138	..	48,494	34·10	
87,731	47,576	48,769	—1,193	..	..	2,646	..	3,839	18,105	102·45	
9,08,791	2,65,745	1,86,494	79,251	8·72	8·72	30,510	48,741	..	99,778	70·16	
88,760	74,706	42,162	32,544	36·67	36·67	3,946	28,598	..	32,406	56·45	
2,58,938	1,11,552	71,717	39,835	15·38	15·38	9,457	30,378	..	38,691	64·21	
8,33,228	2,52,896	88,299	1,64,597	19·75	19·75	29,728	1,34,869	..	65,492	34·90	
2,76,331	90,700	18,734	71,966	26·03	26·03	9,362	62,604	..	21,037	20·65	
1,84,918	1,54,380	1,62,542	—8,162	..	..	7,517	..	15,679	52,922	105·21	
20,82,928	7,81,659	4,07,650	3,74,009	17·96	17·96	69,534	3,04,475	..	2,34,651	52·16	
26,136	9,931	5,328	4,603	17·61	17·61	875	3,728	..	4,688	53·65	
11,174	13,195	14,316	—1,121	..	..	316	..	1,437	4,504	108·50	
1,09,785	1,66,895	82,774	84,121	76·62	76·62	3,840	80,281	..	82,686	49·60	
15,793	71,468	36,322	35,146	222·54	222·54	623	34,523	..	37,978	50·82	
47,157	72,177	27,651	44,526	94·42	94·42	1,747	42,779	..	31,656	38·31	
1,14,548	72,529	38,233	34,296	29·93	29·93	4,661	29,635	..	..	52·71	

## STATEMENT

		GENERAL FINANCIAL RESULTS TO END OF							
1 Number of works.	2 Name of works.	3 Mileage in operation.		5 Estimated cost of construction (direct and indirect).	6a Date of completion of work.	6b Date when system first came into operation.	7 Total capital outlay (direct and indirect).	8 Accumulated arrears of interest.	9 Accumulated surplus revenue.
		3 Main canals and branches.	4 Distributaries.						
	<b>PRODUCTIVE—contd.</b>	Miles.	Miles.	Rs.	Date.	Date.	Rs.	Rs.	Rs.
28	Dambhro .. ..	65·14	..	51,818	1921-22	1923-24	51,818	..	9,032
29	Lloyd Barrage and Canals Construction.	..	..	18,35,47,543	Under construction.		56,19,318	2,27,557	..
30	Garkino Canals ..	9·50	3·50	1,29,642	Do.		1,03,476	4,128	..
	<b>Total, Productive ..</b>	<b>5647·44</b>	<b>781·06</b>	<b>22,00,09,962</b>	<b>..</b>	<b>..</b>	<b>4,14,09,582</b>	<b>2,43,943</b>	<b>5,97,59,210</b>
	<b>UNPRODUCTIVE.</b>								
31	Mahiwah .. ..	207·00	87·00	14,54,524	1922-23	1901-02	14,53,705	13,25,331	..
32	Dad Canal .. ..	284·08	129·91	26,92,382	1906-07	1901-02	26,80,659	7,68,417	..
33	Nasrat Canal.. ..	216·18	69·12	18,66,846	1906-07	1903-04	18,66,846	4,28,634	..
34	Sattah do. .. ..	37·00	..	1,88,315	1909-10	1904-05	1,83,881	34,639	..
35	Baghar do. .. ..	159·00	..	7,80,847	1921-22	1922-23	2,73,968	..	47,510
36	Dadu do. .. ..	37·00	..	28,915	1921-22	1923-24	28,915	8,918	..
37	Seharwah .. ..	..	..	8,79,525	Under construction.		28,802	6,710	..
38	Naviakhi (abandoned Project).	..	..	12,62,554	..	..	5,145	3,648	..
	<b>Total, Unproductive ..</b>	<b>940·26</b>	<b>286·03</b>	<b>91,53,908</b>	<b>..</b>	<b>..</b>	<b>65,21,921</b>	<b>25,76,297</b>	<b>47,510</b>
	<b>Grand Total ..</b>	<b>6587·70</b>	<b>1067·09</b>	<b>22,91,63,870</b>	<b>..</b>	<b>..</b>	<b>4,79,31,503</b>	<b>28,20,240</b>	<b>5,98,06,720</b>

## II-C—concl'd.

1923-24.										
FINANCIAL RESULTS OF THE YEAR 1923-24.										
Total sum-at-charge (column 7 + column 8).	Gross receipts (direct and indirect).	Working expenses (direct and indirect).	Net Revenue.	Percentage on capital out- lay, column 7.	Percentage on sum-at- charge, column 10.	Interest.	Net profit.	Net loss.	Area irrigated.	Percentage of working ex- penses to receipts (column 11 to column 12).
10	11	12	13	14	15	16	17	18	19	20
Rs.	Rs.	Rs.	Rs.	Per cent.	Per cent.	Rs.	Rs.	Rs.	Acres.	Per cent.
51,818	31,640	20,870	10,770	20·78	20·78	1,738	9,032	..	11,515	65·96
58,46,875	..	..	..	..	..	1,83,112	..	1,83,112	..	..
1,07,604	..	..	..	..	..	3,501	..	3,501	..	..
4,16,53,525	73,11,934	36,08,493	37,03,441	8·94	8·89	14,11,030	22,92,411	..	26,51,801	49·35
27,79,036	1,776	1,65,256	-1,83,480	..	..	46,551	..	2,10,031	44,872	9,304·91
34,49,076	2,67,632	1,36,263	1,31,369	4·90	3·81	86,201	45,168	..	1,17,606	50·91
22,95,480	1,66,090	1,24,187	41,903	2·24	1·83	60,020	..	18,117	82,257	74·77
2,18,520	24,026	7,143	16,883	9·21	7·72	5,892	10,991	..	12,567	29·73
2,73,968	77,859	42,774	35,085	12·81	12·81	8,870	26,215	..	30,737	54·94
37,833	32,695	40,673	-7,978	..	..	940	..	8,918	10,194	124·40
35,512	..	..	..	..	..	1,612	..	1,612	..	..
8,793	..	..	..	..	..	170	..	170	..	..
90,98,218	5,70,078	5,16,296	53,782	0·82	0·59	2,10,256	..	1,56,474	2,98,233	90·56
5,07,51,743	78,82,012	41,24,789	37,57,223	7·84	7·40	16,21,286	21,35,937	..	29,50,034	52·33

F. DE GA,  
Assistant Accounts Officer.

## STATEMENT III-C.

*Demands and Realizations during the Year 1923-24 in Sind.*

Irrigation Works.	Balance of demands unrealized at commencement of Year.	Demands of Year.	Total.	Deduct—Remissions including Cash Refunds.	Net Total.	Deduct—Amount unrealized at close of Year.	Actual Total Receipts of Year.	Deduct—Share due to old Irrigation.	Total Revenue due to Improvements.
1	2	3	4	5	6	7	8	9	10
<i>Productive.</i>	Rs.	Rs.	Rs.	Rs.	Rs.	Rs.	Rs.	Rs.	Rs.
Desert Canal ..	15,331	4,93,667	5,08,998	2,204	5,06,794	266	5,06,528	..	5,06,528
Unharwah ..	176	2,32,956	2,33,132	..	2,33,132	167	2,32,965	..	2,32,965
Begari Canal ..	12,950	7,61,222	7,74,172	1,364	7,72,808	6,347	7,66,461	33,613	7,32,848
Eastern Works Nara ..	7,091	5,48,044	5,55,135	30	5,55,105	276	5,54,829	3,444	5,51,385
Jamrao Canal ..	2,347	8,70,308	8,72,655	56	8,72,599	2,024	8,70,575	..	8,70,575
Sukkur Canal ..	106	2,89,361	2,89,467	150	2,89,317	593	2,88,724	84,806	2,03,918
Ghar Canal ..	— 1,003	10,36,029	10,35,026	1,141	10,33,885	— 206	10,34,091	1,35,512	8,98,579
Alibahar Kacheri ..	42	28,730	28,772	5	28,767	— 14	28,781	17,505	11,276
Great Marak ..	419	1,67,913	1,68,332	1	1,68,331	1,274	1,67,057	59,437	1,07,620
Sarfrazwah ..	5,169	55,513	60,682	..	60,682	5,737	54,945	18,806	36,139
Fuleli Canal ..	8,408	9,99,017	10,07,425	496	10,06,929	5,801	10,01,128	2,44,549	756,579
Hasanaliwah ..	1,838	49,588	51,426	..	51,426	2,123	49,303	5,916	43,387
Naulakhi ..	2,117	1,42,387	1,44,504	..	1,44,504	1,418	1,43,086	..	1,43,086
Kalri Canal ..	3,940	45,817	49,757	15	49,742	2,166	47,576	..	47,576
Pinyari Canal ..	5,523	2,64,869	2,70,392	..	2,70,392	4,647	2,65,745	..	2,65,745
Indus Canals Right Bank ..	1,854	73,600	75,454	..	75,454	748	74,706	..	74,706
Indus Canals Left Bank ..	— 3,002	1,10,233	1,07,231	..	1,07,231	— 4,321	1,11,552	..	1,11,552
Sind Canals and branches ..	2,589	2,51,453	2,54,042	..	2,54,042	1,146	2,52,896	..	2,52,896

## STATEMENT III-C—concl'd.

Irrigation Works.	Balance of demands unrealized at commencement of Year.	Demands of Year.	Total.	Deduct Remissions including Cash Refunds.	Net Total	Deduct Amount unrealized at close of Year.	Actual Total Receipts of Year.	Deduct share due to old Irrigation.	Total Revenue due to Improvements.
1	2	3	4	5	6	7	8	9	10
<i>Productive—contd.</i>	Rs.	Rs.	Rs.	Rs.	Rs.	Rs.	Rs.	Rs.	Rs.
Rajib, Chitti and Garang ..	387	90,283	90,670	..	90,670	—30	90,700	..	90,700
Canals in Rohri ..	1,228	1,56,204	1,57,432	6	1,57,426	3,046	1,54,380	..	1,54,380
Western Nara and Pritchard ..	15,568	7,83,046	7,98,614	1,101	7,97,513	15,854	7,81,659	..	7,81,659
Phitta ..	804	10,454	11,258	..	11,258	1,327	9,931	..	9,931
Marwiah ..	..	13,485	13,485	..	13,485	290	13,195	..	13,195
Charo Mahmudo ..	3,935	1,67,760	1,71,695	12	1,71,683	4,788	1,66,895	..	1,66,895
Kari Shumali ..	2,352	71,490	73,842	..	73,842	2,374	71,468	..	71,468
Nasirwah ..	6,139	72,108	78,247	..	78,247	6,070	72,177	..	72,177
Indus Canals (other canals) Fuleli Dist.	7,673	75,043	82,716	..	82,716	10,187	72,529	..	72,529
Dambhro ..	—424	32,119	31,695	..	31,695	55	31,640	..	31,640
Total, Productive. ..	1,03,557	78,92,699	79,96,256	6,581	79,89,675	74,153	79,15,522	6,03,588	73,11,934
<i>Unproductive.</i>									
Mahiwah ..	—226	1,13,008	1,12,782	1,086	1,11,696	—577	1,12,273	1,10,497	1,776
Dad Canal ..	11,781	3,46,312	3,58,093	101	3,57,992	6,452	3,51,540	83,908	2,67,632
Nasrat Canal ..	4,550	2,37,250	2,41,800	50	2,41,750	2,806	2,38,944	72,854	1,66,090
Sattah Canal ..	37	40,171	40,208	..	40,208	37	40,171	16,145	24,026
Baghar ..	160	78,091	78,251	..	78,251	392	77,859	..	77,859
Dadu Canal ..	—1,597	32,731	31,134	..	31,134	—1,561	32,695	..	32,695
Total, Unproductive ..	14,705	8,47,563	8,62,268	1,237	8,61,031	7,549	8,53,482	2,83,404	5,70,078
Grand Total ..	1,18,262	87,40,262	88,58,525	7,818	88,50,706	81,702	87,69,004	8,86,992	78,82,012

F. DE GA,  
Assistant Accounts Officer,

## STATEMENT

Statement showing the Financial Results of Irrigation Works in Sind  
Principal Results of Operations for

Irrigation Works.	Capital outlay (direct and indirect) to end of year.	Revenue assessed						
		Direct Revenue				Indirect Revenue—Land Revenue due to operation of Canal		
		Occupier's rate.	Plan-tations.	Miscel-laneous.	Total.	Share of Land Revenue.	4 % on 9-10ths of proceeds from sale of occupancy rights in waste or other lands up to end of year 1920-21 and at 5.69 % for subsequent years.	Total.
1	2	3	4	5	6	7	8	9
PRODUCTIVE.	Rs.	Rs.	Rs.	Rs.	Rs.	Rs.	Rs.	Rs.
Desert Canal ..	27,38,014	1,02,823	94	6,341	1,09,258	3,82,113	2,296	3,84,409
Unharwah ..	7,91,716	174	40	2,203	2,417	2,27,422	3,117	2,30,539
Begari Canal ..	24,75,610	37,579	27	7,715	45,321	7,05,579	10,322	7,15,901
Eastern Nara Works ..	85,10,072	3,645	1,940	19,976	25,561	5,16,773	5,710	5,22,483
Jamrao Canal ..	98,02,292	1,711	1,894	90,922	94,527	6,97,428	78,353	7,75,781
Sukkur Canal ..	14,84,574	1,356	53	4,128	5,537	2,82,916	908	2,83,824
Ghar Canal ..	6,78,303	5,325	250	11,042	16,617	10,11,785	7,627	10,19,412
Alibahar Kacheri ..	1,07,169	284	..	801	1,085	26,805	840	27,645
Great Marak ..	4,58,028	2,564	84	3,301	5,949	1,58,358	3,606	1,61,964
Sarfrazwah ..	1,24,680	1,654	37	1,200	2,891	51,217	1,405	52,622
Fuleli Canal ..	29,88,335	33,260	123	20,845	54,228	9,21,601	23,188	9,44,789
Hasanali Canal ..	3,06,546	246	..	802	1,048	47,674	866	48,540
Navlakhi ..	1,35,671	523	..	315	838	1,40,797	752	1,41,549
Kalri Canal ..	76,910	245	..	992	1,237	43,935	645	44,580
Pinyari Canal ..	9,08,791	1,389	337	4,450	6,176	2,53,423	5,270	2,58,693
Indus Canals Right Bank ..	88,760	336	..	420	756	70,613	2,231	72,844
Indus Canals Left Bank ..	2,58,938	30	..	1,300	1,330	1,06,426	2,477	1,08,903
Sind Canal, and Branches ..	8,33,228	2,273	16	2,268	4,557	2,37,853	9,043	2,46,896
Rajib, Chittr and Garanj ..	2,76,331	447	..	433	880	87,387	2,016	89,403

(a) No percentage is calculated as the net



No. IV-C:

for the year ended 1923-24 based on the Assessment of the year.

the year ended 31st March 1924.

during the year.				Working expenses.			Net revenue of the year.		Percentage on Capital Outlay to end of year (Improvements only).
Deduct Refunds of Revenue	Grand Total.	Deduct Share due to old Irrigation.	Total Revenue due to Improvements.	Total charges, Direct and Indirect.	Deduct old maintenance charges.	Total—Working expenses on improvements.	Total.	Due to Improvements.	
10	11	12	13	14	15	16	17	18	19
Rs.	Rs.	Rs.	Rs.	Rs.	Rs.	Rs.	Rs.	Rs.	Rs.
40	4,93,627	....	4,93,627	2,12,628	..	2,12,628	2,80,999	2,80,999	10·26
..	2,32,956	..	2,32,956	80,057	..	80,057	1,52,899	1,52,899	19·31
86	7,61,136	33,613	7,27,523	2,56,297	8,759	2,47,538	5,04,839	4,79,985	19·39
26	5,48,018	3,444	5,44,574	3,84,001	344	3,83,657	1,64,017	1,60,917	1·89
56	8,70,252	..	8,70,252	5,73,316	..	5,73,316	2,96,936	2,96,936	3·03
125	2,89,236	84,806	2,04,430	1,46,834	13,362	1,33,472	1,42,402	70,958	4·78
1,141	10,34,888	1,35,512	8,99,376	3,01,323	18,841	2,82,482	7,33,565	6,16,894	90·95
..	28,730	17,505	11,225	8,909	9,266	—357	19,821	11,582	10·81
1	1,67,912	59,437	1,08,475	69,088	23,405	45,683	98,824	62,792	13·71
..	55,513	18,806	36,707	28,585	7,821	20,764	26,928	15,943	12·79
237	9,98,780	2,44,549	7,54,231	4,11,031	1,16,361	2,94,670	5,87,749	4,59,561	15·37
..	49,588	5,916	43,672	37,370	3,458	33,912	12,218	9,760	3·18
..	1,42,387	..	1,42,387	48,810	..	48,810	93,577	93,577	68·10
..	45,817	..	45,817	48,769	..	48,769	—2,952	—2,952	a
..	2,64,869	..	2,64,869	1,86,494	..	1,86,494	78,375	78,375	8·62
..	73,600	..	73,600	42,162	..	42,162	31,438	31,438	35·42
..	1,10,233	..	1,10,233	71,717	..	71,717	38,516	38,516	14·87
..	2,51,453	..	2,51,453	88,299	..	88,299	1,63,154	1,63,154	19·58
..	90,283	..	90,283	18,734	..	18,734	71,549	71,549	25·89

revenue against the work is a minus figure.

## STATEMENT

Irrigation Works.	Capital outlay (direct and indirect) to end of year.	Revenue assessed						
		Direct Revenue.				Indirect Revenue—Land Revenue due to operation of Canal.		
		Occupier's rate.	Plan-tations,	Miscel-laneous.	Total.	Share of Land Revenue.	4 % on 9-10ths of proceeds from sale of occupancy rights in waste or other lands up to end of year 1920-21 and at 5.69 % for subsequent years.	Total.
1	2	3	4	5	6	7	8	9
PRODUCTIVE— <i>cont'd.</i>	Rs.	Rs.	Rs.	Rs.	Rs.	Rs.	Rs.	Rs.
Canals in Rohri ..	1,84,918	1,090	13	3,200	4,303	1,47,256	4,645	1,51,901
Western Nara and Pritchard ..	20,82,928	5,244	1140	7,438	13,822	7,56,758	12,466	7,69,224
Phitta ..	26,136	135	..	207	342	9,609	503	10,112
Marviwah ..	9,737	....	..	....	....	12,595	890	13,485
Gharo Mahmudo.	1,09,785	5,272	18	2,010	7,300	1,57,713	2,747	1,60,460
Kari Shumali ..	15,793	2,114	2	622	2,738	65,447	3,305	68,752
Nasirwah ..	47,157	77	17	1,674	1,768	68,848	1,492	70,340
Indus Canals (other Canals Fuleli District).	1,14,548	1,208	..	831	2,039	71,790	1,214	73,004
Dambhro ..	51,818	590	..	172	762	30,828	529	31,357
<b>Total Productive.</b>	<b>3,56,86,788</b>	<b>2,11,594</b>	<b>6,085</b>	<b>1,95,608</b>	<b>4,13,287</b>	<b>72,90,949</b>	<b>1,88,463</b>	<b>74,79,412</b>
UNPRODUCTIVE.								
Mahiwah ..	14,53,705	435	11	2,154	2,600	1,06,170	4,238	1,10,408
Dad canal ..	26,80,659	2,306	510	2,314	5,130	3,31,987	9,195	3,41,182
Nasrat Canal ..	18,66,846	95	27	1,485	1,607	2,21,136	14,507	2,35,643
Sattah Canal ..	1,83,881	19	..	6	25	39,128	1,018	40,146
Baghar ..	2,73,968	1,026	81	1,078	2,185	74,279	1,627	75,906
Dadu Canal ..	28,915	32	..	277	309	31,869	553	32,422
<b>Total, Unproductive ..</b>	<b>64,87,974</b>	<b>3,913</b>	<b>629</b>	<b>7,314</b>	<b>11,856</b>	<b>8,04,569</b>	<b>31,138</b>	<b>8,35,707</b>
<b>Grand Total ..</b>	<b>4,21,74,762</b>	<b>2,15,507</b>	<b>6,714</b>	<b>2,02,922</b>	<b>4,25,143</b>	<b>80,95,518</b>	<b>2,19,601</b>	<b>83,15,119</b>

## No. IV-C—concl'd.

during the year.				Working expenses.			Net revenue of the year.		Percentage on Capital Outlay to end of year (Improvements only).
Deduct Re-funds of Revenue	Grand Total	Deduct—Share due to old Irrigation.	Total Revenue due to Improvements.	Total charges, Direct and Indirect.	Deduct Old maintenance charges.	Total—Working expenses on improvements.	Total,	Due to Improvements.	
10	11	12	13	14	15	16	17	18	19
Rs.	Rs.	Rs.	Rs.	Rs.	Rs.	Rs.	Rs.	Rs.	Rs.
6	1,56,198	..	1,56,198	1,62,542	..	1,62,542	—6,344	—6,344	a
1,101	7,81,945	..	7,81,945	4,07,650	..	4,07,650	3,74,295	3,74,295	17·97
..	10,454	..	10,454	5,328	..	5,328	5,126	5,126	19·61
..	13,485	..	13,485	14,316	..	14,316	—831	—831	a
12	1,67,748	..	1,67,748	82,774	..	82,774	84,974	84,974	77·40
..	71,490	..	71,490	36,322	..	36,322	35,168	35,168	222·68
..	72,108	..	72,108	27,651	..	27,651	44,457	44,457	94·27
..	75,043	..	75,043	38,233	..	38,233	36,810	36,810	32·13
..	32,119	..	32,119	20,870	..	20,870	11,249	11,249	21·71
2,831	78,89,868	6,03,588	72,86,280	38,10,110	2,01,617	36,08,493	40,79,758	36,77,787	10·31
1,086	1,11,922	1,10,497	1,425	1,86,536	21,280	1,65,256	—74,614	—1,63,831	a
..	3,46,312	83,908	2,62,404	1,81,472	45,209	1,36,263	1,64,840	1,26,141	4·70
..	2,37,250	72,854	1,64,396	1,43,995	19,808	1,24,187	93,255	40,209	2·15
..	40,171	16,145	24,026	16,361	9,218	7,143	23,810	16,883	9·19
..	78,091	..	78,091	42,774	..	42,774	35,317	35,317	12·89
4	32,727	..	32,727	40,673	..	40,673	—7,946	—7,946	a
1,090	8,46,473	2,83,404	5,63,069	6,11,811	95,515	5,16,296	2,34,662	46,773	0·72
3,921	87,36,341	8,86,992	78,49,349	44,21,921	2,97,132	41,24,789	43,14,420	37,24,560	8·83

F. DE GA,  
Assistant Accounts Officer.

## General Abstract of Financial Results of

				P&O		
				Desert.	Unharwah.	Begari Canal.
				Rs.	Rs.	Rs.
<i>Capital Outlay.</i>						
During the year	{ Direct .. .. Indirect .. ..		1,295	....	9,503	
			44	....	315	
	Total ..		1,339	....	9,818	
To end of year	{ Direct .. .. Indirect .. ..		26,57,916	7,70,854	23,96,376	
			80,098	20,862	79,234	
	Total ..		27,38,014	7,91,716	24,75,610	
<i>Gross Revenue.</i>						
During the year	{ Direct .. .. Indirect .. ..		1,23,872	2,424	50,560	
			3,82,656	2,30,541	6,82,288	
	Total ..		5,06,528	2,32,965	7,32,848	
To end of year	{ Direct .. .. Indirect .. ..		26,58,733	33,135	15,68,848	
			90,52,783	53,21,422	1,87,52,023	
	Total ..		1,17,11,516	53,54,557	2,03,20,871	
<i>Working Expenses.</i>						
During the year	{ Direct .. .. Indirect .. ..		2,06,357	77,882	2,40,363	
			6,271	2,175	7,175	
	Total ..		2,12,628	80,057	2,47,538	
To end of year	{ Direct .. .. Indirect .. ..		47,37,400	17,20,096	72,57,379	
			1,18,499	36,144	1,91,294	
	Total ..		48,55,899	17,56,240	74,48,673	

*Irrigation Works in Sind for, and to end of, 1923-24.*

DUCTIVE						
Eastern Nara Works.	Jamrao Canal.	Sukkur Canal.	Ghar Canal.	Alibahar Kacheri Canal.	Great Marak.	Sarfrazwah.
Rs.	Rs.	Rs.	Rs.	Rs.	Rs.	Rs.
3,68,839	2,14,152	3,156	11,201	....	13,715	....
16,928	7,634	107	380	....	744	....
3,85,767	2,21,786	3,263	11,581	....	14,459	....
82,17,204	95,11,188	14,21,461	6,43,570	1,03,430	4,41,387	1,18,559
2,92,868	2,91,104	63,113	34,733	3,739	16,641	6,121
85,10,072	98,02,292	14,84,574	6,78,303	1,07,169	4,58,028	1,24,680
27,885	94,527	5,489	15,858	1,170	5,617	2,729
5,23,500	7,76,048	1,98,429	8,82,721	10,106	1,02,003	33,416
5,51,385	8,70,575	2,03,918	8,98,579	11,276	1,07,620	36,139
14,46,656	11,90,402	1,40,059	6,45,692	37,529	1,84,639	1,15,039
2,37,14,530	1,58,26,982	65,48,869	3,47,16,671	3,47,971	37,52,222	12,87,367
2,51,61,186	1,70,17,384	66,88,928	3,53,62,363	3,85,500	39,36,861	14,02,406
3,64,193	5,38,435	1,29,495	2,74,517	-505	42,836	19,504
19,464	34,881	3,977	7,965	148	2,847	1,260
3,83,657	5,73,316	1,33,472	2,82,482	-357	45,683	20,764
99,31,068	83,48,976	33,74,700	96,89,535	86,739	12,05,487	7,07,854
3,68,200	4,87,775	96,093	2,43,604	4,399	43,826	26,394
1,02,99,268	88,36,751	34,70,793	99,33,139	91,138	12,49,313	7,34,248

*General Abstract of Financial Results*

				PRO		
				Desert.	Unharwah.	Begari Canal.
				Rs.	Rs.	Rs.
<i>Net Revenue.</i>						
During the year	..	..	..	2,93,900	1,52,908	4,85,310
To end of the year	..	..	..	68,55,617	35,98,317	1,28,72,198
<i>Simple Interest.</i>						
During the year	..	..	..	88,747	25,698	79,982
To end of the year	..	..	..	32,07,563	8,60,410	35,03,843
<i>Net profit after paying Interest.</i>						
During the year	..	..	..	2,05,153	1,27,210	4,05,328
To end of the year	..	..	..	36,48,054	27,37,907	93,68,355

*of Irrigation Works in Sind for, and to end of, 1923-24—contd.*

DUCTIVE.

Eastern Nara Works.	Jamrao Canal.	Sukkur Canal.	Ghar Canal.	Alibahar Kacheri Canal.	Great Marak.	Sarfrazwah.
Rs.	Rs.	Rs.	Rs.	Rs.	Rs.	Rs.
1,67,728	2,97,259	70,446	6,16,097	11,633	61,937	15,375
1,48,61,918	81,80,633	32,18,135	2,54,29,224	2,94,362	26,87,548	6,68,158
2,96,736	3,32,091	48,518	23,331	5,337	19,819	3,942
1,17,00,518	76,74,712	27,40,921	9,99,165	58,774	4,37,529	2,29,864
—1,29,008	—34,832	21,928	5,92,766	6,296	42,118	11,433
31,61,400	5,05,921	4,77,214	2,44,30,059	2,35,588	22,50,019	4,38,294

## General Abstract of Financial Results

				PRO		
				Fuleli Canal.	Hasanali Canal.	Navlakhi.
				Rs.	Rs.	Rs.
<i>Capital Outlay.</i>						
During the year	{ Direct .. .. Indirect .. ..		3,26,544	1,669	— 7	
			14,248	72	....	
		Total ..	3,40,792	1,741	— 7	
To end of year	{ Direct .. .. Indirect .. ..		28,76,813	2,91,598	1,31,633	
			1,11,522	14,948	4,038	
		Total ..	29,88,335	3,06,546	1,35,671	
<i>Gross Revenue.</i>						
During the year	{ Direct .. .. Indirect .. ..		56,013	623	838	
			7,00,566	42,764	1,42,248	
		Total ..	7,56,579	43,387	1,43,086	
To end of year	{ Direct .. .. Indirect .. ..		21,05,925	11,931	1,715	
			2,26,63,276	7,75,233	2,90,605	
		Total ..	2,47,69,201	7,87,164	2,92,320	
<i>Working Expenses.</i>						
During the year	{ Direct .. .. Indirect .. ..		2,76,575	31,959	46,401	
			18,095	1,953	2,409	
		Total ..	2,94,670	33,912	48,810	
To end of year	{ Direct .. .. Indirect .. ..		1,02,66,982	4,49,879	1,00,347	
			3,45,628	17,091	5,249	
		Total ..	1,06,12,610	4,66,970	1,05,596	



## of Irrigation Works in Sind for, and to end of, 1923-24—contd.

DUCTIVE.

Kalri Canal.	Pinyari.	Indus Canals Right Bank.	Indus Canals Left Bank.	Sind Canal and Branches.	Rajib, Chitti and Garang.	Canals in Rohri.
Rs.	Rs.	Rs.	Rs.	Rs.	Rs.	Rs.
4,180	2,80,027	....	....	4,671	6,996	1,939
142	9,500	....	....	158	237	62
4,322	2,89,527	....	....	4,829	7,233	2,001
75,398	8,83,510	86,927	2,52,978	8,22,853	2,72,254	1,81,776
1,512	25,281	1,833	5,960	10,375	4,077	3,142
76,910	9,08,791	88,760	2,58,938	8,33,228	2,76,331	1,84,918
1,153	5,497	1,467	2,649	5,676	1,251	4,551
46,423	2,60,248	73,239	1,08,903	2,47,220	89,449	1,49,829
47,576	2,65,745	74,706	1,11,552	2,52,896	90,700	1,54,380
1,828	10,253	1,808	3,863	10,331	2,214	8,567
90,753	5,29,320	1,42,957	2,18,384	5,68,583	1,93,517	3,19,332
92,581	5,39,573	1,44,765	2,22,247	5,78,914	1,95,731	3,27,899
46,928	1,80,703	40,955	69,577	85,879	18,293	1,57,500
1,841	5,791	1,207	2,140	2,420	441	5,042
48,769	1,86,494	42,162	71,717	88,299	18,734	1,62,542
95,084	3,39,721	70,917	1,26,148	1,86,480	45,229	2,64,432
3,184	10,011	1,970	3,617	4,828	1,054	7,901
98,268	3,49,732	72,887	1,29,765	1,91,308	46,283	2,72,333

*General Abstract of Financial Results*

	PRO		
	Fuleli Canal.	Hasanali Canal.	Navlakhi.
<i>Net Revenue.</i>	Rs.	Rs.	Rs.
During the year .. .. .	4,61,909	9,475	94,276
To end of the year .. .. .	1,41,56,591	3,20,194	1,86,724
<i>Simple Interest.</i>			
During the year .. .. .	1,08,890	9,688	5,138
To end of the year .. .. .	32,31,043	2,01,186	5,138
<i>Net profit after paying Interest.</i>			
During the year .. .. .	3,53,019	—213	89,138
To end of the year .. .. .	1,09,25,548	1,19,008	1,81,586

*of Irrigation Works in Sind for, and to end of, 1923-24— contd.*

DUCTIVE.

Kalri Canal.	Pinyari.	Indus Canals Right Bank.	Indus Canals Left Bank.	Sind Canal and Branches.	Rajib, Chitti and Garang.	Canals Rohri.
Rs.	Rs.	Rs.	Rs.	Rs.	Rs.	Rs.
— 1,193	79,251	32,544	39,835	1,64,597	71,966	— 8,162
— 5,687	1,89,841	71,878	92,482	3,87,606	1,49,448	55,566
2,646	30,510	3,946	9,457	29,728	9,362	7,517
5,134	52,467	7,801	18,821	59,111	18,338	14,479
— 3,839	48,741	28,598	30,378	1,34,869	62,604	— 15,679
— 10,821	1,37,374	64,077	73,661	3,28,495	1,31,110	41,087

## General Abstract of Financial Results

				PRO .		
				Western Nara and Pritchard.	Phitta.	Marviwah.
				Rs.	Rs.	Rs.
<i>Capital Outlay.</i>						
During the year	{ Direct .. .. Indirect .. ..		.....	.....	.....	
		Total ..	.....	.....	.....	
	To end of year	{ Direct .. .. Indirect .. ..		20,30,970	25,570	9,507
Total ..			20,82,928	26,136	9,737	
<i>Gross Revenue.</i>						
During the year	{ Direct .. .. Indirect .. ..		13,686	207	....	
		Total ..	7,81,659	9,931	13,195	
	To end of year	{ Direct .. .. Indirect .. ..		13,686	207	....
Total ..			7,81,659	9,931	13,195	
<i>Working Expenses.</i>						
During the year	{ Direct .. .. Indirect .. ..		3,95,775	5,171	13,870	
		Total ..	4,07,650	5,328	14,316	
	To end of year	{ Direct .. .. Indirect .. ..		3,95,775	5,171	13,870
Total ..			4,07,650	5,328	14,316	

## of Irrigation Works in Sind for, and to end of, 1923-24— contd.

DUCTIVE.

Gharo Mahmudo.	Kari Shumali.	Nasirwah.	Indus Canals (other Branches Fuleli District).	Dambhro.	Lloyd Barrage.	Garkino Canal.
Rs.	Rs.	Rs.	Rs.	Rs.	Rs.	Rs.
....	....	....	....	....	37,80,203	77,294
....	....	....	....	....	1,82,295	2,622
....	....	....	....	....	39,62,498	79,916
1,06,040	15,191	45,640	1,11,146	50,514	53,84,808	1,00,180
3,745	602	1,517	3,402	1,304	2,34,510	3,296
1,09,785	15,793	47,157	1,14,548	51,818	56,19,318	1,03,476
6,838	2,770	1,722	1,053	283	....	....
1,60,057	68,698	70,455	71,476	31,357	....	....
1,66,895	71,468	72,177	72,529	31,640	....	....
6,838	2,770	1,722	1,053	283	....	....
1,60,057	68,698	70,455	71,476	31,357	....	....
1,66,895	71,468	72,177	72,529	31,640	....	....
78,583	34,249	26,250	36,205	19,736	....	....
4,191	2,073	1,401	2,028	1,134	....	....
82,774	36,322	27,651	38,233	20,870	....	....
78,583	34,249	26,250	36,205	19,736	....	....
4,191	2,073	1,401	2,028	1,134	....	....
82,774	36,322	27,651	38,233	20,870	....	....

## General Abstract of Financial Results of

	Pro		
	Western Nara and Pritchard.	Phitta.	Marviwah.
<i>Net Revenue.</i>	Rs.	Rs.	Rs.
During the year .. .. .	3,74,009	4,603	-1,121
To end of the year .. .. .	3,74,009	4,603	-1,121
<i>Simple Interest.</i>			
During the year .. .. .	69,534	875	316
To end of the year .. .. .	69,534	875	316
<i>Net profit after paying Interest.</i>			
During the year .. .. .	3,04,475	3,728	-1,437
To end of the year .. .. .	3,04,475	3,728	-1,437

*Irrigation Works in Sind for, and to end of, 1923-24—contd.*

DUCTIVE.

Gharo Mahmudo.	Kari Shumali.	Nasirwah.	Indus Canals (other Branches Fuleli District).	Dambhio.	Lloyd Barrage.	Garkino Canal.
Rs.	Rs.	Rs.	Rs.	Rs.	Rs.	Rs.
84,121	35,146	44,526	34,296	10,770	....	....
84,121	35,146	44,526	34,296	10,770	....	....
3,840	623	1,747	4,661	1,738	1,83,112	3,501
3,840	623	1,747	4,661	1,738	2,27,557	4,128
80,281	34,523	42,779	29,635	9,032	—1,83,112	—3,501
80,281	34,523	42,779	29,635	9,032	—2,27,557	—4,128

## General Abstract of Financial Results of

				PRODUCTIVE —concl'd.		
				Total Productive.	Mahiwah.	Dad Canal.
<i>Capital Outlay.</i>				Rs.	Rs.	Rs.
During the year	{	Direct	.. ..	51,05,377	4,791	459
		Indirect	.. ..	2,35,488	162	20
		Total	..	53,40,865	4,953	479
To end of year	{	Direct	.. ..	4,00,37,251	13,94,499	25,86,037
		Indirect	.. ..	13,72,331	59,206	94,622
		Total	..	4,14,09,582	14,53,705	26,80,659
<i>Gross Revenue.</i>						
During the year	{	Direct	.. ..	4,36,408	405	2,416
		Indirect	.. ..	68,75,526	1,371	2,65,216
		Total	..	73,11,934	1,776	2,67,632
To end of year	{	Direct	.. ..	1,02,05,726	47,609	43,544
		Indirect	.. ..	14,63,05,735	11,82,706	35,29,796
		Total	..	15,65,11,461	12,30,315	35,73,340
<i>Working Expenses.</i>						
During the year	{	Direct	.. ..	34,57,686	1,59,792	1,29,559
		Indirect	.. ..	1,50,807	5,464	6,704
		Total	..	36,08,493	1,65,256	1,36,263
To end of year	{	Direct	.. ..	5,96,14,292	15,08,386	22,55,576
		Indirect	.. ..	20,40,066	30,632	78,947
		Total	..	6,16,54,358	15,39,018	23,34,523



*Irrigation Works in Sind for, and to end of, 1923-24—contd.*

## UN-PRODUCTIVE.

Nasrat Canal.	Sattah Canal.	Baghar.	Dadu Canal.	Seharwah.	Nawlakhi (abandoned project).	Total Unproductive.
Rs.	Rs.	Rs.	Rs.	Rs.	Rs.	Rs.
1,718	3,677	36,815	....	—126	....	47,334
75	125	1,249	....	—4	....	1,627
1,793	3,802	38,064	....	—130	....	48,961
18,08,565	1,77,705	2,67,685	28,249	28,269	5,112	62,96,121
53,281	6,176	6,283	666	533	33	2,25,800
18,66,846	1,83,881	2,73,968	28,915	28,802	5,145	65,21,921
867	—33	1,953	273	....	....	5,881
1,65,223	24,059	75,906	32,422	....	....	5,64,197
1,66,090	24,026	77,859	32,695	....	....	5,70,078
16,030	1,615	6,592	273	....	....	1,15,663
32,80,876	2,80,586	1,50,297	32,422	....	....	84,56,683
32,96,906	2,82,201	1,56,889	32,695	....	....	85,72,346
1,19,325	6,549	41,323	39,402	....	....	4,95,950
4,862	594	1,451	1,271	....	....	20,346
1,24,187	7,143	42,774	40,673	....	....	5,16,296
23,05,286	1,98,518	89,945	39,402	....	....	63,97,113
78,006	3,172	2,753	1,271	....	....	1,94,781
23,83,292	2,01,690	92,698	40,673	....	....	65,91,894

## General Abstract of Financial Results of

	PRODUCTIVE —concl.		
	Total Productive.	Mahiwah.	Dad Canal.
<i>Net Revenue.</i>	Rs.	Rs.	Rs.
During the year .. .. .	37,03,441	—1,63,480	1,31,369
To end of the year .. .. .	9,48,57,103	—3,08,703	12,38,817
<i>Simple Interest.</i>			
During the year .. .. .	14,11,030	46,551	86,201
To end of the year .. .. .	3,53,41,836	10,16,628	20,07,234
<i>Net profit after paying Interest.</i>			
During the year .. .. .	22,92,411	—2,10,031	45,168
To end of the year .. .. .	5,95,15,267	—13,25,331	—7,68,417

*Irrigation Works in Sind for, and to end of, 1923-24—contd.*

## UN-PRODUCTIVE.

Nasrat Canal.	Sattah Canal.	Baghar.	Dadu Canal.	Seharwah.	Navlakhi (abandoned project).	Total Unproductive.
Rs.	Rs.	Rs.	Rs.	Rs.	Rs.	Rs.
41,903	16,883	35,085	-7,978	....	....	53,782
9,13,614	80,511	64,191	-7,978	....	....	19,80,452
60,020	5,892	8,870	940	1,612	170	2,10,256
13,42,248	1,15,150	16,680	940	6,710	3,648	45,09,238
-18,117	10,991	26,215	-8,918	-1,612	-170	-1,56,474
-4,28,634	-34,639	47,511	-8,918	-6,710	-3,648	-25,28,786

## General Abstract of Financial Results of

				15. Other Revenue Expenditure Financed from Ordinary Revenues—Works for which only Revenue Accounts are kept.			
				Shikarpur Canals District.	Western Nara.	Hyderabad Canals District.	Total.
<i>Capital Outlay.</i>				Rs.	Rs.	Rs.	Rs.
During the year	{	Direct	.. ..	..	..	..	....
		Indirect	.. ..	..	..	..	....
		Total	.. ..	..	..	..	....
To end of year	{	Direct	.. ..	..	..	..	....
		Indirect	.. ..	..	..	..	....
		Total	.. ..	..	..	..	....
<i>Gross Revenue.</i>							
During the year	{	Direct	.. ..	..	..	..	....
		Indirect	.. ..	..	..	..	....
		Total	.. ..	..	..	..	....
To end of year	{	Direct	.. ..	..	..	..	....
		Indirect	.. ..	..	..	..	....
		Total	.. ..	..	..	..	....
<i>Working Expenses.</i>							
During the year	{	Direct	.. ..	-5	-1,576	-1,30,555	-1,32,136
		Indirect	.. ..	..	..	..	....
		Total	.. ..	-5	-1,576	-1,30,555	-1,32,135
To end of year	{	Direct	.. ..	..	..	..	....
		Indirect	.. ..	..	..	..	....
		Total	.. ..	..	..	..	....



GENERAL ABSTRACT OF FINANCIAL RESULTS OF IRRIGATION WORKS IN SIND  
Expenditure on and receipts from Agricultural Works for which

	Expendi- ture.	Receipts.		Expendi- ture.	Receipts.
	Rs.	Rs.		Rs.	Rs.
<i>Begari Canals District.</i>			<i>Ghar Canals District</i> —contd.		
Sinking a tube well at Gauspur—works ..	355	..	Raising and strengthening the Saidapad Jhalli bunds—works ..	9,507	..
Special repairs to doors and windows to 2nd class Inspection bungalow at Gauspur .. ..	121	..	Maintenance and repairs to Ghar bunds—repairs..	19,725	..
Constructing an emergency, loop behind 1896 loop (special repairs) ..	30,001	..	Sukkur canal—repairs ..	4,021	..
Special repairs to 1st class Inspection bungalow and its subsidiary building P at Tori .. ..	183	..	Ghar canal—repairs ..	4,135	..
Special repairs to 1st class Inspection bungalow at Chandan .. ..	65	..	Establishment .. ..	15,236	..
Special repairs to P. W. D. Inspection bungalow class I at Ghorapghat ..	88	..	Tools and plant .. ..	75	..
Special repairs to 1st class Inspection bungalow with subsidiary buildings at Bodagaon ..	648	..	Share of collection charges.	22,191	..
Kashmore bund { works..	1,608	..	Direct receipts .. ..	..	298
repairs..	91,384	..	Irrigation share of consolidated revenue ..	..	2,22,963
Cutting jungle along base lines A. B. C. D. T. V. and portion of S.—repairs	295	..	4 per cent. on 9/10th proceeds from sale of occupancy rights in lands up to end of 1920-21 and at 5.69 per cent. on subsequent receipts ..	..	36
Begari Canal—repairs ..	5,383	..			
Establishment .. ..	28,201	..	Total ..	1,05,350	2,23,297
Tools and plant .. ..	157	..			
Share of collection charges.	4,027	..	<i>Karachi Canals District.</i>		
Direct Receipts .. ..	..	2,232	Raising and strengthening Baghar Uchito bund—works..	19,602	..
Irrigation share of consolidated revenue .. ..	..	44,712	Do. repairs..	81,201	..
4 per cent. on 9/10th proceeds from sale of occupancy rights in lands up to end of 1920-21 and at 5.69 per cent. on subsequent receipts ..	..	401	Mulchand Shahabunder bund works..	1,02,855	..
Total ..	1,62,516	47,345	Do. repairs..	1,205	..
			Bunds Right Bank—repairs	40,771	..
			Bunds Left Bank—repairs	90,215	..
			Bunds Left and Right Banks—works ..	3,572	..
			Raising Aghimani Baphi—works .. ..	7,471	..
			Constructing new return Belo loop works ..	621	..
			Do. repairs ..	7,981	..
			Addition and alteration to signaller's quarters at Sujawal—works ..	70	..
<i>Ghar Canals District.</i>			Constructing new out-houses attached to the Public Works Department Inspection bungalow class 1st at Sattah head—works ..	3,950	..
Raising and strengthening loop bund behind Mitho Phulo bund—works ..	15,392	..	Providing additional furniture in certain bungalows on bunds—works ..	946	..
Improving Rajan Agari bund—works .. ..	3	..			
Raising and strengthening Ghar Right Bank forming part of the river embankment system—works ..	15,065	..			

FOR, AND TO END OF, 1923-24.

*neither Capital nor Revenue Accounts are kept.*

	Expendi- ture.	Receipts.		Expendi- ture.	Receipts.
<i>Karachi Canals District</i> —contd.	Rs.	Rs.	<i>Shikarpur Canals District</i> —contd.	Rs.	Rs.
Raising and strengthening Sonda Hilaya bund—works ..	1,222	..	Repairs to bunds in Shikarpur District ..	38,122	..
Constructing new loop behind Sonda Kaira loop—special repairs ..	27,639	..	Repairs to bunds in Garkino Canal ..	223	..
Constructing Thaimani gulel loop bund of 1920—special repairs ..	6,784	..	Sukkur Begari bund—works ..	252	..
Constructing new loop to Kokawari bund from miles 3 to 4/5—repairs ..	994	..	Do. repairs ..	—898	..
Sattah Canal works ..	1,994	..	Recording floods through Railway openings between Rohri and Retti—repairs ..	102	..
Do. repairs ..	4,267	..	Clearing base line from Bhawalpur (State) Boundary Survey 1923-24—repairs ..	293	..
Establishment ..	91,334	..	Acquiring land for the proposed connection of the 1913 loop of the Arain loop of Sukkur—repairs ..	298	..
Tools and plant ..	611	..	Maintenance of Indus River Steam Launches—repairs ..	—6,389	..
Share of collection charges ..	2,760	..	Acquiring Land S. No. 116 Dep. Dohan Jagir for Arian loop—repairs ..	1,164	..
Direct receipts ..	..	1,335	Kasimpur bund—maintenance of Indus River Commission—repairs ..	34,214	..
Irrigation share of consolidated revenue ..	..	42,669	Kasimpur bund—maintenance of River gauges—repairs ..	508	..
4 per cent. on 9/10th proceeds from sale of occupancy rights in land up to end of 1920-21 and at 5·69 per cent. on subsequent receipts ..	..	588	Repairs to sub-divisional office at Sukkur ..	230	..
<b>Total ..</b>	<b>4,98,065</b>	<b>44,592</b>	Maintenance of beacons at Phitty, Dubha, Chan, Hajanrao, Thursani, Hall, Kajar and Sea—Season, 1923-24—repairs ..	165	..
<i>Shikarpur Canals District.</i>			Repairs to sub-divisional office at Kotri ..	290	..
Constructing bench marks on wells in Mirpur sub-division—works ..	61	..	Mahiwah .. { works .. 88 .. repairs .. 10,087 ..		
Constructing bench marks on wells in the Ghotki sub-division sub-soil water level observations in the Shikarpur Canals District—works ..	25	..	Establishment ..	17,776	..
Fixing enamelled gauges to Railway bridges for measuring Ghotki floods between Rohri and Reti. works ..	1,154	..	Tools and plant ..	209	..
Addition and alteration to the small Magazine serial No. 1/6—works ..	56	..	Share of collection charges ..	10,522	..
Providing and fixing of marble slabs to Indus River gauging buildings at Kotri and Sukkur—works ..	43	..	Direct receipts ..	..	3,669
Cement concrete flooring in the workshop under the machines and staff latrines—works ..	133	..	Irrigation share of consolidated revenue ..	..	1,36,148
			4 per cent. on 9/10th proceeds from sale of occupancy rights in lands up to end of 1920-21 and at 5·69 per cent. on subsequent receipts ..	..	1,761
			<b>Total ..</b>	<b>1,08,728</b>	<b>1,41,578</b>

## General Abstract of Irrigation Works in

	Expendi- ture.	Receipts.		Expendi- ture.	Receipts.
	Rs.	Rs.		Rs.	Rs.
<i>Western Nara District.</i>			<i>Fuleli Canals District.</i>		
Western Nara works ..	20,416	..	Increasing the height and section of Jamshore from Bund to conform with the I. R. C. Rules—works ..	959	..
Bunds .. repairs ..	70,647	..	Pitching Janthar Front bund—works ..	7,741	..
Pritchard Canal Left Bank —works ..	267	..	Constructing dry stone pitching on the Front Slope of Hajipur bund—works ..	4,050	..
Pritchard Canal Right Bank —works ..	9,556	..	Repairs to Bunds ..	24,303	..
Additions and alterations to the office-block attached to the P.W.D. Inspection bungalow Class 1st at Purano Dero—works ..	1,146	..	Fuleli canals—repairs ..	74,842	..
Providing country cots with rope in P.W.D. bungalow at Bunds—works ..	78	..	Hasanaliwah .. { works. 817 .. repairs. 1,583	..	..
Providing Pukkha and reed chicks in the landhi at Peroshah—works ..	49	..	Establishment ..	28,645	..
Providing Right Bank to Chandas Vachoro canal —works ..	-135	..	Tools and plant ..	484	..
Abad bund—repairs ..	1,06,394	..	Share of collection charges ..	24,872	..
Constructing wetting bund to New Abad loop—repairs ..	48,100	..	Direct receipts ..	..	952
Maintenance and repairs to Wahurwah ..	17,190	..	Irrigation share of consolidated revenue ..	..	2,50,250
Maintenance and repairs to Manjihand ..	1,121	..	4 per cent. on 9/10th proceeds from sale of occupancy rights in land up to end of 1920-21 and at 5.69 per cent. on subsequent receipts ..	..	22
Maintenance and repairs to Canals north of Kotri ..	16,980	..	Total ..	1,68,296	2,51,224
Maintenance and repairs to New Feeder ..	623	..	<i>Hyderabad Canals District.</i>		
Maintenance and repairs to Aral Canal ..	197	..	Repairs to Ren bund ..	2,685	..
Establishment ..	66,122	..	Maintenance and repairs to Renwah ..	825	..
Tools and plant ..	367	..	Maintenance and repairs to other canals ..	1,792	..
Share of collection charges ..	3,869	..	Alibahar Kacheri—repairs ..	5,988	..
Direct receipts ..	..	1,006	Marak Great—repairs ..	13,987	..
Irrigation share of consolidated revenue ..	..	64,248	Sarfrazwah—repairs ..	4,557	..
4 per cent. on 9/10th proceeds from sale of occupancy rights in lands up to end of 1920-21 and at 5.69 per cent. on subsequent receipts ..	..	606	Establishment ..	7,477	..
Total ..	3,62,987	65,860	Tools and plant ..	69	..
<i>Eastern Nara District.</i>			Share of collection charges ..	9,810	..
Share of collection charges ..	344	..	Direct receipts ..	..	980
Irrigation share of consolidated revenue ..	..	3,444	Irrigation share of consolidated revenue ..	..	99,665
Total ..	344	3,444	4 per cent. on 9/10th proceeds from sale of occupancy rights in land up to end of 1920-21 and at 5.69 per cent. on subsequent receipts ..	..	188
			Total ..	47,190	1,00,833



*Sind for, and to end of, 1923-24—contd.*

	Expendi- ture	Receipts.		Expendi- ture.	Receipts.
	Rs.	Rs.		Rs.	Rs.
<i>Nasrat Canals District.</i>			<i>Nasrat Canals District —concl'd.</i>		
Land compensation for land acquired for Mikoro Bund—works ..	2,272	..	Establishment .. ..	20,945	..
Improving the Navlakhi soil bund to bring it to the standard section—works.	6,284	..	Tools and plant .. ..	573	..
Constructing sluice and dam across the old Nav- lakhi—works ..	101	..	Share of collection charges.	14,965	..
Repairs to bunds ..	1,834	..	Direct receipts .. ..	..	3,652
Special repairs to second class bungalow at Mikoro Bund ..	172	..	Irrigation share of consoli- dated revenue .. ..	..	1,83,057
Maintenance and repairs to Mehrat .. ..	13,999	..	4 per cent. on 9/10th pro- ceeds from sale of occu- pancy rights in land up to end of 1920-21 and at 5·69 per cent. on sub- sequent receipts .. ..	..	2,155
Maintenance and repairs to other canals ..	2,397	..	Deduct refunds .. ..	..	—5
Dad canal .. { works..	4,608	..	<b>Total ..</b>	<b>1,02,266</b>	<b>1,88,859</b>
.. { repairs.	23,211	..	<b>Grand Total ..</b>	<b>15,55,742</b>	<b>10,67,032</b>
Nasrat canal .. { works..	196	..			
.. { repairs.	10,709	..			

*Expenditure on and receipts from 15, Other Revenue Expenditure  
Financed from Ordinary Revenues—  
(3) Miscellaneous Expenditure.*

	Expendi- ture.	Receipts.		Expendi- ture.	Receipts.
	Rs.	Rs.		Rs.	Rs.
<i>Begari Canals District.</i>			<i>Karachi Canals District.</i>		
Making surveys and revis- ing Sultanwah project and bringing it up to date —other charges ..	2,050	..	Making survey for the pro- posed Chandan Delvilgri —other charges .. ..	924	..
Making surveys for extend- ing the net Rajwah— other charges ..	294	..	Cutting jungle, ranging, chaining, pegging and levelling lines for Khants e m b a n k m e n t—other charges .. ..	40	..
Establishment ..	530	..	Establishment .. ..	218	..
Tools and plant ..	3	..	Tools and plant .. ..	1	..
<b>Total ..</b>	<b>2,877</b>	<b>Nil</b>	<b>Total ..</b>	<b>1,183</b>	<b>Nil.</b>

*General Abstract of Irrigation Works in Sind for, and to end of,  
1923-24—concl'd.*

	Expendi- ture.	Receipts.		Expendi- ture.	Receipts.
	Rs.	Rs.		Rs.	Rs.
<i>Karachi Buildings District.</i>			<i>Jamrao Canals District.</i>		
Making survey on the River Indus—other charges ..	10,035	..	Making survey of the Eastern Nara from head to Jamrao Canal Weir—		
Establishment .. ..	2,267	..	other charges ..	1,089	..
Tools and plant ..	13	..	Establishment ..	385	..
			Tools and plant ..	14	..
Total ..	12,315	Nil	Total ..	1,488	Nil
			Grand Total ..	17,863*	Nil

\* A charge of Rs. 752 on account of the new head 'Pensions' adjusted in the Hyderabad District is not included in this total.

F. DE GA,  
Assistant Accounts Officer.

---

STATEMENT I-E.

---

## STATEMENT

## Statement of Area irrigated by Irrigation Works in

Name of Canal.		AREA IRRIGATED IN ACRES.		
		Kharif.	Rabi.	Total.
1		2	3	4
		Acres.	Acres.	Acres.
<b>55. Construction of Irrigation, Navigation, Embankment and Drainage Works.</b>				
				<i>Indus Right</i>
<b>A. IRRIGATION WORKS.</b>				
<b>(1) Productive.</b>				
Begari Canal District	Desert Canal	129,973	107,947	228,920
	Unharwah	51,960	43,997	95,957
	Begari Canal	187,236	121,244	308,480
Ghar Canal District	Ghar Canal	231,868	140,677	372,545
	Sukkur Canal	68,194	43,097	111,291
	Canals in Rohri	37,864	17,976	55,840
Shikarpur Canals District	Sind Canal	51,043	24,016	75,059
	Rajib Canal	4,111	5,090	9,201
	Chitti Canal	3,235	6,277	9,512
	Garang Canal	1,677	3,839	5,516
Western Nara District	Western Nara including Pritchard	204,572	117,060	321,632
	Marviwah	3,341	1,666	5,007
	Phitta Canal	2,710	2,062	4,772
	Kalri Canal	15,136	5,416	20,552
Karachi Canals District	Indus Canals Right Bank	30,315	7,528	37,843
	Pinyari	83,179	19,328	102,507
	Indus Canals Left Bank	36,757	4,084	40,841
<b>(2) Unproductive.</b>				
Shikarpur Canals District	Mahiwah	36,604	11,972	48,576
Karachi Canals District	Sattah	12,431	283	12,714
	Baghar	28,300	8,354	36,654
Western Nara District	Dadu Canals	7,945	3,544	11,489
				<i>Indus Left</i>
<b>(1) Productive.</b>				
Jamrao Canal District	Jamrao Canal	179,844	46,360	226,204
	Mithrao Canal	96,299	6,500	102,799
Eastern Nara District	Thar Canal	37,990	7,223	45,213
	Hiral Canal	12,008	590	12,598
	Khipro Canal	3,939	92	4,031
Hyderabad Canals District	Alibahar Kacheri	12,022	896	12,918
	Great Marak	61,554	6,769	68,323
	Sarfrazwah	24,577	2,482	27,059
	Gharo Mahmudq	68,678	14,156	82,834
	Kari Shumali	35,471	2,520	37,991
	Nasirwah	28,563	3,152	31,715
Fuleli Canals District	Fuleli Canal	329,689	82,741	412,430
	Hasanali Canal	16,407	2,163	18,570
Nasrat Canals District	Naulakhi	42,254	6,956	49,210
	Dambhro	10,281	1,393	11,674
<b>(2) Unproductive.</b>				
Nasrat Canals District	Dad Canal (including Ren. Distributary)	102,371	25,439	127,810
	Nasrat Canals	79,074	3,375	82,449

I-E.

Sind during the year 1923-24.

NET AREA IRRIGATED AFTER DEDUCTING AREA IN WHICH REMISSIONS WERE GRANTED.			No. OF DAYS THE CANAL WAS IN FLOW.		AVERAGE DISCHARGE IN CUBIC FEET PER SECOND.				AREA IRRIGATED PER CUBIC FOOT PER SECOND.				Depth of water used on area irrigated.	
Kharif	Rabi.	Total.	Kharif.	Rabi.	At head.		Utilized.		At head.		Utilized.		Kharif.	Rabi.
					Kharif.	Rabi.	Kharif.	Rabi.	Kharif.	Rabi.	Kharif.	Rabi.		
5	6	7	8	9	10	11	12	13	14	15	16	17	18	19
Acres.	Acres.	Acres.	Days.	C. ft.	C. ft.	Acres.	Acres.	Feet.						
<i>Bank Division.</i>														
116,504	103,225	219,729	167	3,077	3,077	74	74	4'52						
51,567	43,053	94,620	157	1,709	1,709	56	56	5'61						
183,519	118,528	302,047	202	4,648	4,648	66	66	6'12						
229,655	139,823	369,478	149	6,520	6,520	57	57	5'23						
66,658	42,077	108,735	112/138	2,018/123	2,018/123	33/342	33/342	6'79/0'81						
36,521	17,745	54,266	99	1,251	1,251	45	45	4'40						
45,342	23,168	68,510	120	1,811	1,811	41	41	5'85						
3,783	4,958	8,741	119	138	138	67	67	3'55						
3,214	6,273	9,487	97	191	191	50	50	3'88						
1,650	3,821	5,471	88	76	76	73	73	2'41						
175,195	103,672	286,867	181	3,719	3,719	87	87	4'16						
3,249	1,387	4,636	110	115	115	44	44	5'00						
2,255	1,550	3,805	111	Discharges incomplete.										
12,823	5,304	18,127	129	563	563	37	37	6'70						
29,424	7,140	36,564			Discharges incomplete.									
80,848	11,730	92,578	178	1,864	1,864	55	55	6'47						
35,546	2,296	37,842			Discharges incomplete.									
31,856	11,230	43,086	92	1,082	1,082	45	45	4'09						
12,273	257	12,530	103	768	768	17	17	12'12						
27,749	8,238	35,987	301	4,951	4,951	9	9	66'88						
7,566	2,526	10,092	102	305	305	37	37	5'52						
<i>Bank Division.</i>														
177,182	35,670	212,852	176/132	2,560/955	2,560/955	70/49	70/49	5'0/5'4						
95,103	6,244	101,347	174/93	1,627/467	1,627/467	59/14	59/14	5'8/13'3						
33,462	6,335	39,797	179	696	696	65	65	5'5						
11,395	577	11,972	182	143	143	88	88	4'1						
3,616	79	3,695	161	84	84	43	43	6'7						
11,947	896	12,843	142	196	196	66	66	4'3						
61,035	6,623	67,658	155	1,407	1,407	49	49	6'3						
24,566	2,482	27,048	122	347	347	78	78	3'1						
68,604	14,101	82,705	122	750	750	110	110	2'2						
35,449	2,520	37,969	122	712	712	53	53	4'5						
28,549	3,152	31,701	123	367	367	86	86	2'8						
323,348	79,714	403,062	183/162	7,921/1,654	7,867/1,517	42/50	42/55	8'7/5'9						
16,246	1,903	18,149	132	573	573	32	32	8'1						
42,199	6,903	49,102	141	1,187	1,187	41	41	6'7						
9,778	1,367	11,145	137	258	258	45	45	6'0						
101,161	25,219	126,380	183	2,815	2,815	45	45	8'0						
74,976	3,203	78,179	122	980	980	84	84	2'9						

## STATEMENT

Statement showing Incidence of Working Expenses on assessed

Name of Canal.	Average discharge of the year at canal head in cubic ft. per second.	Water rate assessed during 1923-24.					
		Occupiers.	Owners.	Total Direct.	Indirect.	Total Direct and Indirect.	
1	2	3	4	5	6	7	
<i>55. Construction of Irrigation, Navigation, Embankment and Drainage Works not charged to Revenue.</i>	C. ft.	Rs.	Rs.	Rs.	Rs.	Rs.	
A.—IRRIGATION WORKS.							
1. Productive.							
Begari District.	Canals { Desert Canal. Unharwah .. Begari Canal..	3,077 1,709 4,648	1,02,823 174 37,579	.. .. ..	1,02,823 174 37,579	3,84,409 2,30,539 7,15,901	4,87,232 2,30,713 7,53,480
Ghar District.	Canals { Ghar Canal .. Sukkur Canal.	6,520 2,141	5,325 1,356	.. ..	5,325 1,356	10,19,412 2,83,824	10,24,737 2,85,180
Shikarpur District.	Canals { Canals in Rohri. Sind Canal .. Rajib .. Chiti .. Garang ..	1,251	1,090	..	1,090	1,51,901	1,52,991
		1,811	2,273	..	2,273	2,46,896	2,49,169
		138	447	..	447	89,403	89,850
		191					
76	..	..	..	..	..		
Karachi District.	Canals { Kalri .. Indus Canals R. B. Pinyari .. Indus Canals L. B.	563	245	..	245	44,580	44,825
		Discharges incomplete.	336	..	336	72,844	73,180
			1,864	1,389	..	1,389	2,58,693
30	30	..	30	1,08,903	1,08,933		
Western District.	Nara { Western Nara including Pritchard. Phitta Canal Marviwah ..	3,719	5,244	..	5,244	7,69,224	7,74,468
		Discharges incomplete.	135	..	135	10,112	10,247
			115	..	..	..	13,485
Jamrao District.	Canal Jamrao Canal.	1,872	1,711	..	1,711	7,75,781	7,77,492

## II-E.

*Revenue on Canals in Sind during the year 1923-1924.*

Gross assessed revenue from all sources.	Working expenses, Direct and Indirect.	Area irrigated during the year.	Working expenses.			90 per cent. of net consolidated assessment.		Total water rate Direct and Indirect.	
			Per cent. on gross revenue.	Per acre irrigated.	Per cubic foot per second of discharge at canal head.	Per acre irrigated.	Per cubic foot per second of discharge at canal head.	Per acre irrigated.	Per cubic foot per second of discharge at canal head.
8	9	10	11	12	13	14	15	16	17
Rs.	Rs.	Acres.	Rs.	Rs.	Rs.	Rs.	Rs.	Rs.	Rs.
4,93,667	2,12,628	2,12,113	43·05	1·00	69·10	2·78	124·18	2·29	158·34
2,32,956	80,057	88,491	34·36	·90	46·84	2·59	127·19	2·60	134·99
7,61,222	2,56,297	2,53,007	33·77	1·01	55·11	3·34	151·80	2·97	161·89
10,36,029	3,01,323	2,54,876	29·08	1·18	46·21	4·15	155·18	4·02	157·16
2,89,361	1,46,834	80,072	50·74	1·83	68·58	3·58	132·60	3·56	133·19
1,56,204	1,62,542	52,923	104·05	3·07	121·13	3·17	117·71	2·89	122·29
2,51,453	88,299	65,494	35·11	1·34	48·75	3·70	131·33	3·80	137·58
90,283	18,734	{ 7,851 8,016 5,170 }	{ 20·75 ·89 }	·89	46·25	{ 4·44 4·23 3·32 }	{ 241·44 175·73 269·76 }	{ 4·27 }	221·85
45,817	48,769	18,105	106·44	2·69	86·62	2·50	78·00	2·47	79·61
73,600	42,162	32,406	57·28	1·30	..	2·25	..	2·25	..
2,64,869	1,86,494	1,00,353	70·40	1·85	100·50	2·61	135·95	2·59	138·99
1,10,233	71,717	39,392	65·05	1·82	..	2·70	..	2·76	..
7,83,046	4,07,650	2,34,651	52·05	1·73	109·61	3·36	203·48	3·30	208·24
10,454	5,328	4,688	50·96	1·13	..	2·12	..	2·18	..
13,485	14,316	4,504	106·16	3·17	124·48	2·79	109·51	2·99	117·26
8,70,308	5,73,316	2,22,396	65·88	2·50	306·25	3·18	372·56	3·49	420·66

## STATEMENT

Name of Canal.	Average discharge of the year at canal head in cubic ft. per second.	Water rate assessed during 1923-24.				
		Occupiers.	Owners.	Total Direct.	Indirect.	Total Direct and Indirect.
		3	4	5	6	7
<i>55, Construction of Irrigation, Navigation, Embankment and Drainage Works not charged to Revenue—contd.</i>	C. ft.	Rs.	Rs.	Rs.	Rs.	Rs.
<i>A.—IRRIGATION WORKS—contd.</i>						
<i>1. Productive—contd.</i>						
Eastern Nara District.	Mithrao Canal. 1,047 Thar Canal .. 696 Eastern Nara. Hiral Canal .. 143	3,645	..	3,645	5,22,483	5,26,128
	Ali Bahar Kacheri. 196	284	..	284	27,645	27,929
Hyderabad Canal District.	Great Marakh. 1,407 Sarfazwah .. 347 Gharo Mahmudo. 750 Kari Shumali. 712	2,564 1,654 5,272 2,114	.. .. .. ..	2,564 1,654 5,272 2,114	1,61,964 52,622 1,60,460 68,752	1,64,528 54,276 1,65,732 70,866
Fuleli Canal District.	Nasirwah .. 367 Fuleli Canal.. 5,355 Hassanali Canal. 573	77 33,260 246	.. .. ..	77 33,260 246	70,340 9,44,789 48,540	70,417 9,78,049 48,786
Indus Canals (Other Canals Fuleli District).	..	1,208	..	1,208	73,004	74,212
Nasrat Canal District.	Naulakhi .. 1,187 Dhambhro .. 258	523 590	.. ..	523 590	1,41,549 31,357	1,42,072 31,947
Total Productive ..	..	2,11,594	..	2,11,594	74,79,412	76,91,006
<i>2. Unproductive.</i>						
Shikarpur Canals District.	Mahiwah .. 1,082	435	..	435	1,10,408	1,10,843
Karachi Canals District.	Sattah .. 768 Baghar .. 4,951	19 1,026	.. ..	19 1,026	40,146 75,906	40,165 76,932
Western Nara District.	Dadu Canal .. 305	32	..	32	32,422	32,454
Nasrat Canal District.	Dad Canal .. 2,815 Nasrat Canal. 980	2,306 95	.. ..	2,306 95	3,41,182 2,35,643	3,43,488 2,35,738
Total Unproductive ..	..	3,913	..	3,913	8,35,707	8,39,620
Grand Total 55 ..	..	2,15,507	..	2,15,507	83,15,119	85,30,626



## II-E—concl'd.

Gross assessed revenue from all sources.	Working expenses, Direct and Indirect.	Area irrigated during the year.	Working expenses.			90 per cent. of net consolidated assessment.		Total water rate, Direct and Indirect.	
			Per cent. on gross revenue.	Per acre irrigated.	Per cubic foot per second of discharge at canal head.	Per acre irrigated.	Per cubic foot per second of discharge at canal head.	Per acre irrigated.	Per cubic foot per second of discharge at canal head.
8	9	10	11	12	13	14	15	16	17
Rs.	Rs.	Acres.	Rs.	Rs.	Rs.	Rs.	Rs.	Rs.	Rs.
5,48,044	3,84,001	1,02,380 44,628 44,307 12,473	70·07	1·88	203·60	2·45	261·76	2·58	278·96
28,730	8,909								
1,67,913	69,088	67,455	41·14	1·02	43·45	2·61	112·55	2·43	116·93
55,513	28,585	27,035	51·49	1·05	82·37	2·18	147·60	2·00	156·41
1,67,760	82,774	82,686	43·32	1·00	110·36	2·41	219·28	2·00	220·97
71,490	36,322	37,978	50·82	·95	51·02	2·06	91·92	1·86	99·53
72,108	27,651	31,656	38·34	·87	74·79	2·28	187·60	2·22	191·06
9,99,017	4,11,031	4,07,090	41·14	1·00	76·75	2·71	172·10	2·42	182·64
49,588	37,370	18,452	75·36	2·02	65·32	2·67	83·20	2·64	85·14
75,043	38,233	28,880	50·95	1·32	..	2·76	..	2·57	..
1,42,387	48,810	48,494	34·20	1·00	41·12	2·98	118·62	2·92	119·69
32,119	20,870	11,515	64·90	1·81	80·88	2·89	119·45	2·77	123·43
78,92,699	38,10,110	26,62,411	48·27	1·44	..	3·02	..	2·90	..
1,13,008	1,86,536	44,872	165·15	4·15	172·39	2·36	98·03	2·45	102·44
40,171	16,361	12,567	40·86	1·30	21·30	3·12	50·94	3·19	52·29
78,091	42,774	30,737	54·77	1·39	8·63	2·65	15·00	2·50	15·53
32,731	40,673	10,194	124·26	3·98	133·35	3·15	104·48	3·18	106·40
3,46,312	1,81,472	1,17,606	52·40	1·54	64·46	2·97	117·93	2·09	122·02
2,37,250	1,43,995	82,257	60·69	1·75	146·93	2·70	225·65	2·86	240·05
8,47,563	6,11,811	2,98,233	72·17	2·05	..	2·78	..	2·81	..
87,40,262	44,21,921	29,60,644	50·59	1·50	..	2·99	..	2·90	..

## STATEMENT III-E.

Statement of Quantity and Value of Crops irrigated in Sind during the year 1923-24.

Description of crops.	Begari Canals District.								
	Desert Canal.			Unharwah.			Begari Canal.		
	Area irrigated.	Estimated value.	Value per acre.	Area irrigated.	Estimated value.	Value per acre.	Area irrigated.	Estimated value.	Value per acre.
	Acres.	Rs.	Rs.	Acres.	Rs.	Rs.	Acres.	Rs.	Rs.
Kharif. { Rice ..	35,124	12,08,494	35	6,009	1,97,679	33	79,255	31,02,495	39
{ Jowar ..	49,949	13,75,180	28	12,036	2,64,424	23	77,030	19,24,850	25
{ Bajri ..	32,308	6,16,213	19	30,539	5,86,845	19	20,653	4,09,046	20
{ Cotton ..	7	3,160	451	7	2,124	303	5	394	79
{ Other crops ..	3,585	1,23,015	34	3,369	1,11,072	33	10,293	3,24,811	32
Total ..	120,973	33,26,062	28	51,960	11,62,144	22	1,87,236	57,61,596	31
Rabi. { Wheat ..	33,236	11,58,611	35	13,354	4,59,656	34	18,914	6,04,707	32
{ Barley ..	20	572	21	.....	.....	.....	33	763	23
{ Oil-seeds ..	22,312	5,10,279	23	6,412	1,87,628	29	17,923	4,96,942	28
{ Other crops ..	52,379	9,13,805	18	24,231	2,67,823	12	84,374	16,88,013	20
Total ..	107,947	25,83,267	24	43,997	9,15,107	21	121,244	27,90,425	23
Total under both heads ..	228,920	59,09,329	26	95,957	20,77,251	22	308,480	85,52,021	28

Description of crops.	Begari Canals District—contd.						Shikarpur Canals District.		
	Canals from Kashmir Bund.			Total.			Mahiwah.		
	Area irrigated.	Estimate value.	Value per acre.	Area irrigated.	Estimated value.	Value per acre.	Area irrigated.	Estimated value.	Value per acre.
	Acres.	Rs.	Rs.	Acres.	Rs.	Rs.	Acres.	Rs.	Rs.
Kharif. { Rice ..	143	6,417	45	120,531	45,15,085	38	5,368	86,857	16
{ Jowar ..	787	11,686	15	139,802	35,76,140	26	21,812	2,24,665	10
{ Bajri ..	1,546	24,904	16	85,046	16,37,008	19	7,503	68,430	9
{ Cotton ..	16	6,153	385	35	11,831	394	66	1,076	16
{ Other crops ..	317	8,660	27	17,564	5,67,558	33	1,855	70,929	38
Total ..	2,809	57,820	21	362,978	1,03,07,622	29	36,604	4,51,957	12
Rabi. { Wheat ..	1,424	46,265	32	66,928	22,69,239	34	7,018	2,12,334	30
{ Barley ..	.....	.....	.....	53	1,335	26	13	297	22
{ Oil-seeds ..	284	7,951	28	46,931	12,02,800	26	451	9,959	22
{ Other crops ..	728	12,750	17	161,712	28,82,391	18	4,490	1,71,160	36
Total ..	2,436	66,966	27	275,624	63,55,765	23	11,972	3,93,750	36
Total under both heads ..	5,245	1,24,786	24	6,38,602	1,66,63,387	26	48,576	8,45,707	10

## STATEMENT III-E—contd.

Shikarpur Canals District—contd.										
Description of crops.	Canals in Rohri.			Sind Canal.			Rajib.			
	Area irrigated.	Estimated value.	per Value acre.	Area irrigated.	Estimated value.	per Value acre.	Area irrigated.	Estimated value.	per Value acre.	
	Acres.	Rs.	Rs.	Acres.	Rs.	Rs.	Acres.	Rs.	Rs.	
Kharif.	Rice ..	4,592	92,858	20	24,662	4,29,098	18	2,423	36,345	15
	Jowar ..	28,112	6,01,894	21	19,557	2,82,010	15	1,588	15,880	10
	Bairi ..	2,680	51,195	18	1,628	26,829	16	11	110	10
	Cotton ..	372	7,448	20	18	1,120	62	...	...	...
	Other crops ..	2,108	84,195	44	5,178	2,07,309	40	89	3,560	40
Total ..	37,864	8,37,590	22	51,043	9,46,366	18	4,111	55,895	13	
Rabi.	Wheat ..	13,198	4,38,549	33	6,604	1,95,046	30	1,698	67,920	40
	Barley ..	26	507	20	2	44	22	...	...	...
	Oil-seeds ..	1,679	59,757	36	1,728	29,043	17	172	3,870	22
	Other crops ..	3,073	65,267	21	15,682	4,01,344	26	3,220	1,28,800	40
Total ..	17,976	5,64,080	33	24,016	6,25,477	26	5,090	2,00,590	40	
Total under both heads ..	55,840	14,01,670	26	75,059	15,71,843	20	9,201	2,56,485	28	

Shikarpur Canals District.—Contd.										
Description of crops.	Chitti.			Garang			Bunds in Rohri including Kasimpur Bund.			
	Area irrigated.	Estimated value.	per Value acre.	Area irrigated.	Estimated value.	per Value acre.	Area irrigated.	Estimated value.	per Value acre.	
	Acres	Rs.	Rs.	Acres	Rs.	Rs.	Acres	Rs.	Rs.	
Kharif.	Rice ..	1,514	22,710	15	104	1,560	15	...	...	...
	Jowar ..	1,282	12,820	10	1,274	12,740	10	217	4,558	21
	Bajri ..	10	100	10	16	160	10	...	...	...
	Cotton ..	1	60	60	...	...	...	...	...	...
	Other crops ..	428	16,960	40	283	11,256	40	47	2,350	50
Total ..	3,235	52,650	17	1,677	25,716	16	264	6,908	26	
Rabi.	Wheat ..	1,885	75,400	40	1,444	57,760	40	269	9,684	36
	Barley ..	4	112	28	...	...	...	1	27	27
	Oil-seeds ..	439	9,878	23	202	4,545	23	37	1,998	54
	Other crops ..	3,949	1,57,960	40	2,193	87,720	40	41	820	20
Total ..	6,277	2,43,350	40	3,839	1,50,025	39	348	12,529	41	
Total under both heads ..	9,512	2,96,000	33	5,516	1,75,741	35	612	19,437	32	

## STATEMENT III-E—contd.

Description of crops.	Shikarpur Canals District—concd.						Ghar Canals District.			
	Sukkur Begari Burd.			Total, Shikarpur Canals District.			Sukkur Canal.			
	Area irrigated.	Estimated value.	per Value acre.	Area irrigated.	Estimated value.	per Value acre.	Area irrigated.	Estimated value.	per Value acre.	
	Acres.	Rs.	Rs.	Acres.	Rs.	Rs.	Acres.	Rs.	Rs.	
Kharif. {	Rice ..	1,057	15,882	15	39,720	6,85,310	17	48,725	16,73,073	35
	Jowar ..	1,189	12,940	11	75,031	11,67,507	15	15,960	1,94,624	13
	Bajri ..	25	503	20	11,873	1,47,327	13	342	4,439	14
	Cotton ..	9	540	60	466	10,244	25	1	93	93
	Other crops ..	329	13,080	40	10,317	4,09,639	41	3,166	50,669	16
Total ..	2,609	42,945	21	137,407	24,20,027	18	68,194	19,22,898	28	
Rabi. {	Wheat ..	3,722	1,42,576	38	35,838	11,99,269	34	14,692	3,49,923	25
	Barley ..	4	104	26	50	1,091	21	1	16	16
	Oil-seeds ..	453	10,509	23	5,161	1,29,559	26	3,619	51,573	17
	Other crops ..	4,618	1,72,360	37	37,266	11,85,431	32	24,785	3,25,866	13
Total ..	8,797	3,25,549	40	78,315	25,15,350	32	43,097	7,27,378	17	
Total under both heads ..	11,406	3,68,494	33	215,722	49,35,377	23	111,291	26,50,276	24	

Description of crops.	Ghar Canals District—contd.									
	Ghar Canal.			Ghar Bunds.			Total, Ghar Canals District.			
	Area irrigated.	Estimated value.	per Value acre.	Area irrigated.	Estimated value.	per Value acre.	Area irrigated.	Estimated value.	per Value acre.	
	Acres.	Rs.	Rs.	Acres.	Rs.	Rs.	Acres.	Rs.	Rs.	
Kharif. {	Rice ..	2,09,245	90,80,196	43	38	663	17	258,008	1,07,53,932	43
	Jowar ..	16,831	4,39,676	27	203	2,106	10	32,994	6,36,406	21
	Bajri ..	254	3,100	12	1	10	10	597	7,549	15
	Cotton ..	10	138	14	2	16	8	13	247	19
	Other crops ..	5,528	95,249	19	97	3,817	40	8,791	1,49,735	18
Total ..	231,868	96,18,359	41	341	6,612	22	300,403	1,15,47,869	38	
Rabi. {	Wheat ..	20,264	4,79,758	24	320	9,730	40	35,276	8,39,411	26
	Parley ..	19	278	14	1	28	28	21	322	15
	Oil-seeds ..	26,224	2,65,449	10	28	570	20	29,871	3,17,592	11
	Other crops ..	94,170	7,49,257	8	79	2,888	37	1,19,034	10,78,011	9
Total ..	140,677	14,94,742	10	428	13,216	33	184,202	22,35,336	12	
Total under both heads ..	372,545	1,11,13,101	30	769	19,828	28	484,605	1,37,83,205	34	

## STATEMENT III-E—contd.

Description of crops.		Karachi Canals District.								
		Sattah.			Baghar.			Kalri.		
		Area irrigated.	Estimated value.	Value per acre.	Area irrigated.	Estimated value.	Value per acre.	Area irrigated.	Estimated value.	Value per acre.
		Acres.	Rs.	Rs.	Acres.	Rs.	Rs.	Acres.	Rs.	Rs.
Kharif.	Rice ..	10,955	2,30,055	21	24,839	7,20,331	29	13,155	2,10,480	16
	Jowar ..	1	13	13	15	315	21	498	5,976	12
	Bajri ..	1,375	27,500	20	1,794	23,322	13	1,285	24,415	19
	Cotton ..	....	9,000	90	1,652	79,296	45	....	8,316	42
	Other crops ..	100	....	90	....	....	....	198	....	42
Total ..		12,431	2,66,568	22	28,300	8,23,264	29	15,136	2,49,187	16
Rabi.	Wheat ..	1	40	40	....	....	..	131	5,633	43
	Barley ..	10	130	13	999	17,982	18	902	13,530	15
	Oil-seeds ..	35	1,400	40	514	13,364	26	576	20,160	35
	Other crops ..	237	21,330	90	6,841	3,14,686	46	3,807	1,52,280	40
	Total ..		283	22,900	114	8,354	3,46,032	46	5,416	1,91,603
Total under both heads ..		12,714	2,89,468	24	36,654	11,69,296	35	20,552	4,40,790	22

Description of crops.		Karachi Canals District—contd.								
		Indus Canals Right Bank.			Pinyari.			Indus Canals Left Bank.		
		Area irrigated.	Estimated value.	Value per acre.	Area irrigated.	Estimated value.	Value per acre.	Area irrigated.	Estimated value.	Value per acre.
		Acres.	Rs.	Rs.	Acres.	Rs.	Rs.	Acres.	Rs.	Rs.
Kharif.	Rice ..	30,189	18,11,340	60	80,542	17,71,924	22	35,096	7,01,920	20
	Jowar ..	7	91	13	41	861	21	38	760	20
	Bajri ..	68	1,564	23	1,163	25,586	22	1,159	26,757	23
	Cotton ..	....	5,304	104	1,433	1,17,506	82	....	1,320	120
	Other crops ..	51	....	104	....	....	....	453	27,633	61
Total ..		30,315	18,18,299	60	83,179	19,15,877	23	36,757	7,58,390	25
Rabi.	Wheat ..	4	480	120	224	9,408	42	12	720	60
	Barley ..	365	15,330	42	1,265	17,710	14	259	6,216	24
	Oil-seeds ..	603	48,240	80	14,400	5,76,000	40	2,546	84,018	33
	Other crops ..	6,556	9,83,400	150	3,439	2,71,681	79	1,267	80,793	64
	Total ..		7,528	10,47,450	149	19,328	8,74,799	46	4,084	1,71,747
Total under both heads ..		37,843	28,65,749	95	1,02,507	27,90,676	28	40,841	9,30,137	23

## STATEMENT III-E—contd.

Description of crops.	Karachi Canals District—contd.						Western Nara district.			
	Bunds in Karachi Canals District.			Total, Karachi Canals District.			Western Nara.			
	Area irrigated.	Estimated value.	per Value acre.	Area irrigated.	Estimated value.	per Value acre.	Area irrigated.	Estimated value.	per Value acre.	
	Acres,	Rs.	Rs.	Acres.	Rs.	Rs.	Acres.	Rs.	Rs.	
Kharif {	Rice ..	9,876	4,95,504	55	204,652	59,41,554	29	161,296	41,82,825	26
	Jowar ..	5	385	77	605	8,401	14	29,778	3,75,892	13
	Bajri ..	63	1,321	22	6,907	1,30,465	20	851	13,419	16
	Cotton ..	.....	.....	90	11	1,320	120	6	108	18
	Other crops ..	4	360	90	3,891	2,47,415	82	4,082	81,511	20
Total ..	9,948	4,97,570	55	2,16,066	63,29,155	30	1,96,013	46,53,755	24	
Rabi. {	Wheat ..	.....	.....	85	372	16,281	54	19,210	3,56,968	19
	Barley ..	556	42,508	85	4,356	1,13,406	28	189	1,367	7
	Oilseeds ..	181	11,397	63	18,855	7,54,579	42	24,558	2,03,176	9
	Other crops ..	1,393	2,01,630	155	23,540	20,25,800	101	69,780	9,42,472	14
Total ..	2,130	2,55,535	127	47,123	29,10,066	72	113,737	15,03,983	13	
Total under both heads ..	12,078	7,53,105	62	263,189	92,39,221	31	309,750	61,57,738	20	

Description of crops.	Western Nara District—contd.									
	Pritchard.			Dadu Canal.			Phitta.			
	Area irrigated.	Estimated value.	per Value acre.	Area irrigated.	Estimated value.	per Value acre.	Area irrigated.	Estimated value.	per Value acre.	
	Acres.	Rs.	Rs.	Acres.	Rs.	Rs.	Acres.	Rs.	Rs.	
Kharif. {	Rice ..	6,537	95,885	15	4,251	1,32,844	31	8	250	31
	Jowar ..	1,914	10,971	6	3,520	59,400	17	2,645	49,725	18
	Bajri ..	12	69	6	104	975	9	24	159	7
	Cotton ..	.....	.....	10	11	41	4	.....	.....	.....
	Other crops ..	96	957	10	59	442	8	33	742	23
Total ..	8,559	1,07,882	13	7,945	1,93,702	27	2,710	50,876	19	
Rabi. {	Wheat ..	454	7,042	16	1,115	13,937	13	1,213	5,728	5
	Barley ..	27	176	7	136	1,020	8	79	797	10
	Oilseeds ..	335	1,488	5	564	2,115	4	404	1,920	5
	Other crops ..	2,507	19,843	8	1,729	12,961	7	366	1,995	5
Total ..	3,323	28,549	9	3,544	30,033	10	2,062	10,440	5	
Total under both heads ..	11,882	1,36,431	12	11,489	2,23,735	20	4,772	61,316	15	

## STATEMENT III-E—contd.

Description of crops.	Western Nara District—concl'd.								
	Marviwah.			Bunds in Western Nara District including New Feeder, Wahur, Aral and Munchar.			Total.		
	Area irrigated.	Estimated value.	per Value acre.	Area irrigated.	Estimated value.	per Value acre.	Area irrigated.	Estimated value.	per Value acre.
	Acres.	Rs.	Rs.	Acres.	Rs.	Rs.	Acres.	Rs.	Rs.
Khariif.									
Rice ..	1,547	31,641	20	5,729	1,51,250	30	179,368	45,94,695	27
Jowar ..	1,710	17,231	10	4,387	67,545	17	43,954	5,80,764	13
Bajri ..	37	290	8	2,306	52,260	26	3,334	67,172	22
Cotton ..	.....	.....	..	715	39,220	56	732	39,369	56
Other crops ..	47	627	13	295	6,660	33	4,612	90,939	22
Total ..	3,341	49,789	16	13,432	3,16,935	24	232,000	53,72,939	23
Rabi.									
Wheat ..	893	12,346	14	15,746	3,97,245	26	38,631	7,93,266	21
Barley ..	58	298	5	361	3,034	10	850	6,692	8
Oilseeds ..	158	641	4	7,495	1,12,932	16	33,514	3,22,272	9
Other crops ..	557	4,417	8	3,636	29,837	9	78,575	10,11,525	14
Total ..	1,666	17,702	11	27,238	5,43,048	20	151,570	21,33,755	13
Total under both heads ..	5,007	67,491	13	40,670	8,59,983	21	383,570	75,06,694	19

Description of crops.	Indus Right Bank Division.			Northern and Southern District Jamrao Canals.			Eastern Nara District.		
	Total.			Jamrao Canal.			Nara Supply Channel.		
	Area irrigated.	Estimated value.	per Value acre.	Area irrigated.	Estimated value.	per Value acre.	Area irrigated.	Estimated value.	per Value acre.
	Acres.	Rs.	Rs.	Acres.	Rs.	Rs.	Acres.	Rs.	Rs.
Khariif.									
Rice ..	802,279	2,64,90,576	33	4	80	20	2,213	39,834	18
Jowar ..	292,386	59,69,218	20	5,803	1,33,667	23	752	15,792	21
Bajri ..	107,757	19,89,521	19	50,591	11,51,524	23	156	3,276	21
Cotton ..	1,257	63,011	52	116,913	92,29,617	79	1	40	40
Other crops ..	45,175	14,65,286	36	6,533	1,47,611	22	129	6,450	50
Total ..	1,248,854	3,59,77,612	29	179,844	1,06,62,499	59	3,251	65,392	20
Rabi.									
Wheat ..	177,045	51,17,466	30	34,603	4,41,573	13	7,873	2,83,428	36
Barley ..	5,330	1,22,846	24	126	1,064	9	22	594	27
Oilseeds ..	134,332	27,26,802	21	2,342	22,934	10	607	32,778	54
Other crops ..	420,127	81,83,158	19	9,289	1,72,483	19	3,055	61,100	20
Total ..	736,834	1,61,50,272	23	46,360	6,38,054	14	11,557	3,77,900	33
Total under both heads ..	1,985,688	5,21,27,884	27	226,204	1,13,00,553	50	14,808	4,43,292	30

## STATEMENT III-E—contd.

Description of crops.		Eastern Nara District—contd.								
		Eastern Nara.			Mithrao Canal.			Thar Canal.		
		Area irrigated.	Estimated value.	Value per acre.	Area irrigated.	Estimated value.	Value per acre.	Area irrigated.	Estimated value.	Value per acre.
		Acres.	Rs.	Rs.	Acres.	Rs.	Rs.	Acres.	Rs.	Rs.
Kharif.	Rice ..	11,672	3,25,676	28	30,148	6,11,687	20	20,811	8,01,223	39
	Jowar ..	305	5,684	19	453	8,597	19	67	771	12
	Bajri ..	16,016	3,23,869	20	19,467	4,06,161	21	5,785	69,420	12
	Cotton ..	8,502	11,34,030	133	45,779	51,72,573	113	10,979	3,51,361	32
	Other crops ..	332	8,673	26	452	9,060	20	348	9,280	27
Total ..		36,827	17,97,932	49	96,299	62,08,078	64	37,990	12,32,055	32
Rabi.	Wheat ..	5,499	1,06,713	19	5,427	1,18,452	22	4,763	1,19,075	25
	Barley ..	68	791	11	20	215	11	2	28	14
	Oilseeds ..	1,497	14,461	10	428	4,050	9	2,118	21,180	10
	Other crops ..	770	22,188	29	625	11,296	18	340	11,816	35
Total ..		7,834	1,44,143	18	6,500	1,34,013	20	7,223	1,52,099	21
Total under both heads ..		44,661	19,42,075	43	1,02,799	63,42,091	62	45,213	13,84,154	31

Description of crops.		Eastern Nara District—contd.								
		Khipro Canal.			Hiral Canal.			Total, Eastern Nara District.		
		Area irrigated.	Estimated value.	Value per acre.	Area irrigated.	Estimated value.	Value per acre.	Area irrigated.	Estimated value.	Value per acre.
		Acres.	Rs.	Rs.	Acres.	Rs.	Rs.	Acres.	Rs.	Rs.
Kharif.	Rice ..	931	15,672	17	3,000	46,700	15	68,775	18,40,792	27
	Jowar ..	4	39	10	56	1,176	21	1,637	32,059	20
	Bajri ..	1,927	38,741	20	3,421	68,253	20	46,772	9,09,720	19
	Cotton ..	1,064	1,11,720	105	5,446	4,41,126	81	71,771	72,10,850	100
	Other crops ..	13	390	30	85	850	10	1,359	34,703	26
Total ..		3,939	1,66,562	37	12,008	5,58,105	46	190,314	1,00,28,124	53
Rabi.	Wheat ..	37	527	14	473	7,331	15	2	6,35,526	26
	Barley ..	.....	.....	.....	.....	.....	.....	112	1,618	14
	Oilseeds ..	19	196	11	100	925	9	4,769	73,590	15
	Other crops ..	36	191	5	17	170	10	4,843	1,06,761	22
Total ..		92	914	10	590	8,426	14	33,796	8,17,495	24
Total under both heads ..		4,031	1,67,476	42	12,598	5,66,531	44	2,24,110	1,08,45,619	48



## STATEMENT III-E—contd.

Description of crops.		Hyderabad Canals District.								
		Alibahar Canal.			Great Marak.			Sarfranzwah.		
		Area irrigated.	Estimated value.	per Value acre.	Area irrigated.	Estimated value.	per Value acre.	Area irrigated.	Estimated value.	per Value acre.
		Acres.	Rs.	Rs.	Acres.	Rs.	Rs.	Acres.	Rs.	Rs.
Kharif.	Rice ..	271	12,003	44	6,532	2,72,398	42	457	14,100	31
	Jowar ..	714	20,928	29	1,709	48,002	28	502	12,272	24
	Bajri ..	7,368	2,37,315	32	30,803	8,48,810	28	15,739	4,39,886	28
	Cotton ..	3,527	2,33,212	66	21,485	18,01,262	84	6,876	3,06,940	45
	Other crops ..	142	4,816	34	1,025	30,636	30	1,003	42,101	42
Total ..		12,022	5,08,274	42	61,554	30,01,108	49	24,577	8,15,299	33
Rabi.	Wheat ..	23	955	42	277	9,774	35	526	22,725	45
	Barley ..	.....	.....	.....	1	30	30	.....	.....	.....
	Oilseeds ..	39	1,490	38	561	21,654	38	258	8,045	31
	Other crops ..	834	13,064	16	5,930	94,038	16	1,698	53,836	32
Total ..		896	15,509	17	6,769	1,25,496	19	2,482	84,606	34
Total under both heads ..		12,918	5,23,783	41	68,323	31,26,604	46	27,059	8,99,905	33

Description of crops.		Hyderabad Canals District—contd.								
		Gharo Mahmudo.			Kari Shumali.			Nasirwah.		
		Area irrigated.	Estimated value.	per Value acre.	Area irrigated.	Estimated value.	per Value acre.	Area irrigated.	Estimated value.	per Value acre.
		Acres.	Rs.	Rs.	Acres.	Rs.	Rs.	Acres.	Rs.	Rs.
Kharif.	Rice ..	856	42,943	50	131	5,770	44	100	3,600	36
	Jowar ..	1,742	43,507	25	524	12,090	23	629	15,076	24
	Bajri ..	37,690	10,98,073	29	22,078	6,60,656	30	17,729	5,52,626	31
	Cotton ..	25,874	11,02,474	43	11,616	6,30,670	54	8,699	3,62,380	42
	Other crops ..	2,516	81,435	32	1,122	60,420	54	1,406	69,399	49
Total ..		68,678	23,68,437	34	35,471	13,69,606	39	28,563	10,03,081	35
Rabi.	Wheat ..	1,093	42,547	39	532	20,661	39	374	14,553	39
	Barley ..	.....	.....	.....	69	1,745	25	.....	.....	.....
	Oilseeds ..	635	21,175	33	.....	.....	.....	109	2,945	27
	Other crops ..	12,428	2,12,203	17	1,919	47,318	25	2,669	66,206	25
Total ..		14,156	2,75,928	19	2,520	69,724	28	3,152	83,704	27
Total under both heads ..		82,834	26,44,365	32	37,991	14,39,330	38	31,715	10,86,785	34

## STATEMENT III-E—contd.

Description of crop.	Hyderabad Canals District—contd.						Nasrat Canals District.			
	Other Canals.			Total, Hyderabad Canals District.			Naulakhi.			
	Area irrigated.	Estimated value.	per Value acre.	Area irrigated.	Estimated value.	per Value acre.	Area irrigated.	Estimated value.	per Value acre.	
	Acres.	Rs.	Rs.	Acres.	Rs.	Rs.	Acres.	Rs.	Rs.	
Kharif {	Rice ..	3	63	21	8,350	3,51,134	42	5,070	61,360	12
	Jowar ..	338	10,140	30	6,158	2,19,885	27	27,228	4,31,765	16
	Bajri ..	804	35,955	45	132,211	40,80,186	30	5,104	76,616	15
	Cotton ..	97	4,520	47	78,174	44,75,608	57	2,646	47,876	18
	Other crops ..	18	666	37	7,232	2,97,465	40	2,206	57,838	26
Total ..	1,260	51,344	41	232,125	94,24,278	39	42,254	6,75,455	16	
Rabi. {	Wheat ..	307	12,275	40	3,132	1,34,730	40	5,626	95,817	17
	Barley ..	.....	.....	.....	1	30	30	25	396	15
	Oil-seeds ..	94	2,820	30	1,765	81,654	32	829	19,914	24
	Other crops ..	94	2,935	31	25,572	4,92,195	18	476	6,716	14
Total ..	495	18,030	36	30,470	7,08,609	22	6,956	1,22,847	18	
Total under both heads ..	1,755	69,374	40	262,595	1,01,32,887	37	49,210	7,98,298	16	

Description of crop.	Nasrat Canals District—contd.									
	Dambro.			Dad Canal (including Ren Distributary).			Nasrat Canal.			
	Area irrigated.	Estimated value.	per Value acre.	Area irrigated.	Estimated value.	per Value acre.	Area irrigated.	Estimated value.	per Value acre.	
	Acres.	Rs.	Rs.	Acres.	Rs.	Rs.	Acres.	Rs.	Rs.	
Kharif. {	Rice ..	715	8,592	12	21,271	6,33,183	3	126	1,563	12
	Jowar ..	7,292	1,26,578	17	26,836	6,42,851	24	23,985	4,52,676	19
	Bajri ..	1,797	29,932	16	30,140	10,27,569	34	17,967	4,04,346	23
	Cotton ..	192	8,704	45	15,877	9,74,584	61	24,617	14,21,436	54
	Other crops ..	285	10,071	35	8,247	2,58,085	31	12,379	2,36,815	19
Total ..	10,281	1,83,877	18	102,371	35,36,270	35	79,074	25,16,836	31	
Rabi. {	Wheat ..	1,136	17,378	17	7,725	1,56,084	20	1,874	45,224	24
	Barley ..	101	1,164	12	823	7,818	9	7	147	21
	Oil-seeds ..	86	2,110	34	6,400	2,26,536	35	848	17,416	21
	Other crops ..	70	974	14	10,393	2,96,592	29	646	9,069	14
Total ..	1,393	21,626	15	25,439	6,87,030	27	3,375	71,866	21	
Total under both heads ..	11,674	2,05,503	18	127,810	42,23,300	33	82,449	25,88,702	31	

## STATEMENT III-E—contd.

Nasrat Canals District—concl'd.										
Description of crop.	Mehrabwah.			Other Canals.			Total, Nasrat Canals District			
	Area irrigated.	Estimated value.	Value per acre.	Area irrigated.	Estimated value.	Value per acre.	Area irrigated.	Estimated value.	Value per acre.	
	Acres.	Rs.	Rs.	Acres.	Rs.	Rs.	Acres.	Rs.	Rs.	
Kharif.	Rice ..	14	175	12	17	357	21	27,213	7,05,230	26
	Jowar ..	3,400	42,679	12	1,463	31,988	22	90,204	17,28,537	19
	Bajri ..	2,487	31,098	13	1,147	33,183	20	58,642	16,02,744	27
	Cotton ..	113	988	8	40	1,752	44	43,485	24,55,340	56
	Other crops ..	64	1,337	20	144	4,941	34	23,325	5,69,085	24
Total ..	6,078	76,277	12	2,811	72,221	26	242,869	70,60,936	30	
Rabi.	Wheat ..	173	4,325	25	2,163	58,311	27	18,700	3,77,149	20
	Barley ..	1	25	25	42	471	11	999	10,021	10
	Oil-seeds ..	41	1,230	30	283	8,054	28	8,577	2,75,260	32
	Other crops ..	35	720	20	322	10,714	33	11,947	3,24,785	27
Total ..	250	6,300	25	2,810	77,550	28	40,223	9,87,215	25	
Total under both heads ..	6,328	82,577	13	5,621	1,49,771	27	283,092	80,48,151	21	

Fuleli Canals District.										
Description of crop.	Fuleli Canal.			Hassanali Canal.			Other Canals.			
	Area irrigated.	Estimated value.	Value per acre.	Area irrigated.	Estimated value.	Value per acre.	Area irrigated.	Estimated value.	Value per acre.	
	Acres.	Rs.	Rs.	Acres.	Rs.	Rs.	Acres.	Rs.	Rs.	
Kharif.	Rice ..	224,895	66,46,890	30	13,194	3,95,820	30	14,849	4,12,450	29
	Jowar ..	3,532	92,135	26	93	1,395	15	412	9,123	22
	Bajri ..	67,292	16,76,473	25	2,589	51,780	20	7,981	1,77,528	22
	Cotton ..	25,913	9,84,759	38	252	5,040	20	1,552	57,830	38
	Other crops ..	8,052	2,60,558	32	279	10,261	37	497	15,864	33
Total ..	329,639	96,60,815	29	16,407	4,64,296	28	25,291	6,72,795	27	
Rabi.	Wheat ..	26,045	6,65,785	26	13	260	20	373	12,110	33
	Barley ..	2,474	39,955	16	2	30	15	48	750	16
	Oil-seeds ..	36,564	6,91,607	19	1,955	39,100	20	2,110	55,215	27
	Other crops ..	17,659	6,22,249	35	193	4,728	24	2,054	48,716	24
Total ..	82,741	20,19,597	24	2,163	44,118	20	4,585	1,16,791	25	
Total under both heads ..	412,430	1,16,80,412	28	18,570	5,08,414	27	29,876	7,89,586	26	

## STATEMENT III-E—concl'd.

Description of crop.	Fuleli Canals District—cont'd.			Indus Left Bank Division.			Grand Total for Sina.			
	Total, Fuleli Canals District.			Total.						
	Area irrigated.	Estimated value.	per Value acre.	Area irrigated.	Estimated value.	per Value acre.	Area irrigated.	Estimated value.	per Value acre.	
	Acres.	Rs.	Rs.	Acres.	Rs.	Rs.	Acres.	Rs.	Rs.	
Kharif.	Rice ..	252,941	74,55,160	29	357,283	1,03,52,396	29	1,159,562	3,68,42,972	32
	Jowar ..	4,037	1,02,653	25	107,839	22,16,801	20	400,225	81,86,018	20
	Bajri ..	77,864	19,05,731	24	366,080	96,49,955	29	473,837	1,16,39,476	25
	Cotton ..	27,717	10,47,629	38	338,060	2,44,19,044	72	339,317	2,44,82,055	72
	Other crops	8,828	2,86,683	32	47,277	13,35,547	28	92,452	28,00,833	30
Total ..	371,387	1,07,97,906	29	1,216,539	4,79,73,743	40	2,465,393	8,39,51,355	34	
Rabi.	Wheat ..	26,431	6,78,155	26	106,938	22,67,133	21	283,983	73,84,599	26
	Barley ..	2,524	40,736	16	3,762	53,469	14	9,092	1,76,315	19
	Oil-seeds ..	40,628	7,85,922	18	58,081	12,39,360	21	192,413	39,66,162	21
	Other crops ..	19,906	6,75,693	34	71,557	17,71,917	25	491,684	99,55,075	20
Total ..	89,489	21,80,506	24	240,338	53,31,879	22	977,172	2,14,82,151	22	
Total under both heads ..	460,876	1,29,78,412	28	1,456,877	5,33,05,622	36	3,442,565	10,54,33,506	31	

---

STATEMENT IV-E.

---

STATEMENT  
Comparative Statement of Irrigation and Rainfall

Civil district.	OF THE CIVIL DISTRICT.			WORKS SUPPLYING IRRIGATION.	
	Total Area in Acres.	Culturable Area in Acres.	Cultivated Area in Acres.	No.	Name.
1	2	3	4	5	6
Kelat Territory ..	513,195	276,920	120,368	1	Desert Canal ..
				2	Begari Canal ..
				Total ..	
Upper Sind Frontier..	1,725,241	1,236,938	560,080	3	Desert Canal ..
				4	Unharwah ..
				5	Begari Canal ..
				6	Canals from Kashmir Bund ..
				7	Sukkur Canal ..
				8	Ghar Canal ..
				9	Sind Canal ..
10	Canals in Rohri ..				
Total ..					
Sukkur Collectorate ..	3,593,298	1,275,035	389,081	11	Begari Canal ..
				12	Sukkur Canal ..
				13	Ghar Canal ..
				14	Ghar Bunds ..
				15	Mahiwah ..
				16	Sind Canal ..
				17	Canals in Rohri ..
				18	Garang Canal ..
				19	Rajib Canal ..
				20	Chitti Canal ..
				21	Bunds in Rohri ..
22	Sukkur Begari Bund ..				
23	Nara supply channel ..				
Total ..					
Larkana Collectorate..	1,866,794	1,191,618	895,793	24	Begari Canal ..
				25	Sukkur Canal ..
				26	Ghar Canal ..
				27	Ghar Bunds ..
				28	Sind Canal ..
				29	Western Nara ..
				30	New Feeder ..
				31	Pritchard ..
				32	Wahurwah ..
				33	Marviwah ..
				34	Dadu Canal ..
				35	Phitta Canal ..
				36	Munchar ..
				37	Aral ..
				38	Nara Bunds ..
Total ..					

## IV-E.

for the years 1922-23 and 1923-24 in Sind.

Culturable Area commanded by the Irrigation Works in Col. 6 in Acres. 7	Area at present estimated as annually irrigated by the Works specified in Col. 6 in Acres. 8	AREA IRRIGATED IN ACRES.						RAINFALL.	
		1922-23.			1923-24.			1922-23. 15	1923-24. 16
		Kharif. 9	Rabi. 10	Total. 11	Kharif. 12	Rabi. 13	Total. 14		
								Ins. Cts. 1 85	Ins. Cts. 7 24
145,401	65,000	33,045	40,214	73,259	36,069	31,680	67,749	1 85	7 24
131,519	30,000	20,852	5,789	26,641	21,866	7,741	29,607	1 68	4 35
276,920	95,000	53,897	46,003	99,900	57,935	39,421	97,356	..	..
303,554	1,30,000	88,813	94,225	1,83,038	84,904	76,267	161,171	1 85	7 24
203,244	70,000	55,702	49,978	1,05,680	51,960	43,997	95,957	1 91	3 63
416,101	2,00,000	1,29,457	1,17,853	247,310	127,999	94,246	222,245	1 68	4 35
29,401	4,000	2,246	2,697	4,943	2,809	2,436	5,245	1 84	4 35
50,618	36,587	8,754	11,717	20,471	10,379	6,559	16,938	} 1 34	} 3 52
53,714	20,185	11,134	5,994	17,128	11,666	3,230	14,896		
4,119	...	..	..	..	..	..	..	..	..
..	...	..	..	..	..	..	..	..	..
1,060,751	460,772	296,106	282,464	578,570	289,717	226,735	516,452	..	..
107,578	50,000	44,884	24,609	69,493	37,300	19,257	56,557	1 68	4 35
24,882	49,166	19,574	14,122	33,696	18,716	12,031	30,747	} 1 10	} 2 50
830	550	112	288	400	126	290	416		
1,575	1,900	336	287	623	340	425	765	..	..
142,251	99,000	49,539	19,493	69,032	36,604	11,972	48,576	} 1 63	} 3 50
132,520	111,372	62,883	34,584	97,467	51,043	24,014	75,057		
121,794	82,968	43,886	20,089	63,975	37,864	17,976	55,840	..	..
8,100	9,500	2,952	3,939	6,891	1,677	3,839	5,516	..	..
12,425	11,300	6,039	5,289	11,328	4,111	5,090	9,201	..	..
15,200	14,500	5,004	6,549	11,553	3,235	6,277	9,512	..	..
5,254	4,180	729	1,255	1,984	264	348	612	..	..
17,592	13,000	3,710	6,809	10,519	2,609	8,797	11,406	..	..
39,552	18,978	2,458	10,741	13,199	3,251	11,557	14,808	..	..
629,553	466,414	242,106	148,054	390,166	197,140	121,873	319,013	..	..
180	125	..	..	..	71	..	71	1 68	4 35
60,620	50,337	39,093	30,018	69,111	39,099	24,507	63,606	} 4 68	} 6 28
380,315	338,132	217,437	146,613	364,050	220,076	137,157	357,233		
220	10	..	3	3	1	3	4	..	..
60	10	..	8	8	..	2	2	..	..
344,264	288,463	190,526	136,016	326,542	196,013	113,737	309,750	..	..
1,650	1,500	593	142	735	528	423	951	..	..
19,441	12,650	9,243	4,427	13,670	8,559	3,323	11,882	..	..
7,150	3,150	1,384	1,114	2,498	1,183	1,347	2,530	..	..
9,521	6,400	3,662	2,195	5,857	3,341	1,666	5,007	} 1 85	} 1 92
30,654	21,550	8,150	3,602	11,752	7,945	3,544	11,489		
11,960	10,400	2,896	1,769	4,665	2,710	2,062	4,772	..	..
19,000	20,500	671	12,266	12,937	1,409	12,511	13,920	..	..
9,000	12,000	1,661	8,403	10,064	2,318	8,761	11,079	..	..
9,793	3,415	1,581	531	2,112	1,563	754	2,317	..	..
903,828	768,642	476,897	347,107	824,004	484,816	309,797	794,613	..	..

## STATEMENT

Civil district.	OF THE CIVIL DISTRICT.			WORKS SUPPLYING IRRIGATION.	
	Total Area in Acres.	Culturable Area in Acres.	Cultivated Area in Acres.	No.	Name.
1	2	3	4	5	6
Karachi Collectorate ..	5,498,556	1,864,567	440,145	39	Canals North of Kotri ..
				40	Bunds North of Kotri ..
				41	Kalri ..
				42	Baghar ..
				43	Pinyari ..
				44	Indus Canal Right Bank ..
				45	Indus Canal Left Bank ..
				46	Sattah Canal ..
				47	Bunds Right Bank ..
				48	Bunds Left Bank ..
				49	Other Canals (Mulchand) ..
					Total ..
Thar and Parkar Collectorate.	8,727,079	4,190,822	983,190	50	Jamrao Canal ..
				51	Eastern Nara ..
				52	Mithrao Canal ..
				53	Khipro Canal ..
				54	Thar Canal ..
				55	Hiral Canal ..
				56	Gharo Mahmudo ..
				57	Kari Shumali ..
					Total ..
Nawabshah Collecto- rate.	2,496,108	1,681,711	432,351	58	Jamrao Canal ..
				59	Mehrab wah. ..
				60	Nasrat Canal ..
				61	Naulakhi ..
				62	Dambro ..
				63	Dad Canal ..
				64	Ren Distributary ..
				65	Ren wah ..
				66	Alibahar Kacheri ..
				67	Great Marak ..
				68	Gharo Mahmudo ..
69	Other Canals in Hyder- abad and Nasrat Canals Districts. ..				
					Total ..

\* Other Canals



## IV-E—contd.

Culturable Area commanded by the Irrigation Works in Col. 6 in Acres. 7	Area at present estimated as annually irrigated by the Works specified in Col. 6 in Acres. 8	AREA IRRIGATED IN ACRES.						RAINFALL.	
		1922-23.			1923-24.			1922-23.	1923-24.
		Kharif. 9	Rabi. 10	Total. 11	Kharif. 12	Rabi. 13	Total. 14		
							Ins. Cts. 15	Ins. Cts. 16	
21,780	17,500	5,783	3,784	9,567	6,431	3,442	9,873	} 1 85	1 92
1,150	80	..	34	34	..	..	..		
40,317	28,900	26,164	5,455	31,619	15,136	5,416	20,552	2 11	4 60
95,301	51,800	27,211	9,458	36,669	28,300	8,354	36,654	1 83	4 57
185,600	119,620	84,314	20,046	104,360	83,179	19,328	102,507	2 70	6 28
193,701	49,600	28,097	5,394	33,491	30,315	7,528	37,843	2 80	4 55
84,048	42,258	36,168	4,549	40,717	36,757	4,084	40,841	2 56	6 40
34,294	17,229	12,850	266	13,116	12,431	283	12,714	2 30	6 21
18,296	6,910	5,061	1,057	6,118	6,273	1,898	8,171	2 34	4 50
6,773	4,747	4,137	206	4,343	3,675	232	3,907	2 59	6 66
68,685	15,294	3,811	1,221	5,032	3,794	1,281	5,075	..	..
749,945	353,938	233,596	51,470	285,066	226,291	51,846	278,137	..	..
599,388	170,433	128,042	58,401	186,443	134,440	37,798	172,238	2 96	5 54
501,440	46,000	39,434	9,069	48,503	36,827	7,834	44,661	3 03	3 87
406,589	142,450	88,259	9,510	97,769	96,299	6,500	102,799	3 03	3 87
33,845	3,000	3,585	248	3,833	3,939	92	4,031	..	1 82
136,000	44,000	35,536	11,394	46,930	37,990	7,223	45,213	5 47	6 02
50,154	13,000	12,176	2,564	14,740	12,008	590	12,598	3 74	6 02
30,059	2,500	4,226	290	4,516	4,343	164	4,507	4 88	2 7
20,598	4,000	3,903	107	4,010	3,844	82	3,926	4 45	2 67
1,778,073	425,383	315,161	91,583	406,744	329,690	60,283	389,973	..	..
204,446	50,075	43,245	12,821	56,066	45,402	8,562	53,964	1 64	1 32
63,946	7,000	7,019	341	7,360	6,078	250	6,328	1 2	1 94
323,113	84,000	74,786	5,412	80,198	79,074	3,375	82,449	1 67	0 89
162,189	51,000	42,016	8,831	50,847	42,254	6,956	49,210	1 30	1 11
51,290	12,000	11,713	2,010	13,723	10,281	1,393	11,674	1 5	1 18
313,721	120,000	94,819	22,432	117,251	94,934	24,357	119,291	2 79	1 34
12,756	9,000	7,685	1,592	9,277	7,437	1,082	8,519	5 14	3 63
1,258	800	381	157	538	528	210	738	5 14	3 63
42,615	10,000	9,964	1,397	11,361	10,356	807	11,163	4 90	1 93
114,289	60,000	60,722	6,624	67,346	55,161	5,295	60,456	4 12	1 78
115,034	22,000	19,534	2,544	22,078	19,573	2,395	21,968	4 88	2 7
24,897	6,000	4,469	2,087	6,556	{ *706 2,811	264 2,810	970 5,621	..	..
1,429,554	431,875	376,353	66,248	442,601	374,595	57,756	432,351	..	..

in Hyderabad Canals.

## STATEMENT

Civil district.	OF THE CIVIL DISTRICT.			WORKS SUPPLYING IRRIGATION.	
	Total Area in Acres.	Culturable Area in Acres.	Cultivated Area in Acres.	No.	Name.
1	*2	*3	*4	5	6
Hyderabad Collecto- rate.	2,793,692	2,303,287	614,874	70	Jamrao Canal ..
				71	Alibahar Kacheri ..
				72	Great Marak ..
				73	Gharo Mahmudo ..
				74	Sarfraz ..
				75	Kari Shumali ..
				76	Nasir ..
				77	Other Canals in Hyder- abad Canals District.
				78	Fuleli Canal ..
				79	Hassanali Canal ..
				80	Other Canals in Fuleli Canals District.
					Total ..
	27,213,963	14,020,898	4,435,882		Grand Total ..

Note.—The difference in the figures of Columns 2, 3, 4, 7 and 8 as compared with the

## IV-E—concl.

Culturable Area commanded by the Irrigation Works in Col. 6 in Acres. *7	Area at present estimated as annually irrigated by the Works specified in Col. 6 in Acres. *8	AREA IRRIGATED IN ACRES.						RAINFALL.	
		1922-23.			1923-24.			1922-23.	1923-24.
		Kharif.	Rabi.	Total.	Kharif.	Rabi.	Total.		
9	10	11	12	13	14	15	16		
								Ins. Cts.	Ins. Cts.
3,566	2	..	15	15	2	..	2	..	..
12,165	1,751	1,588	125	1,713	1,666	89	1,755	4 90	1 93
33,602	7,865	7,652	1,495	9,147	6,393	1,474	7,867	4 12	1 78
101,681	56,218	39,155	10,802	49,957	44,762	11,597	56,359	4 88	2 7
110,474	27,035	24,070	2,844	26,914	24,577	2,482	27,059	2 97	3 62
270,599	34,053	29,830	2,739	32,569	31,627	2,438	34,065	4 45	2 67
123,566	31,656	28,431	3,626	32,057	28,563	3,152	31,715	3 44	2 62
122	47	35	43	78	26	21	47	..	..
1,443,546	407,090	318,899	91,750	410,649	329,689	82,741	412,430	2 18	4 76
77,420	18,452	16,257	1,252	17,509	16,407	2,163	18,570	4 9	4 64
110,465	23,825	19,768	3,682	23,450	21,497	3,304	24,801	4 9	4 64
2,287,206	607,994	485,685	118,373	604,058	505,209	109,461	614,670		
9,115,830	3,610,018	2,479,801	1,151,302	3,631,103	2,465,393	977,172	3,442,565		

figures of last year is due to revised figures reported by the Collectors.

07 0 08 0 09 0 10 0 11 0

# INDEX MAP OF SIND

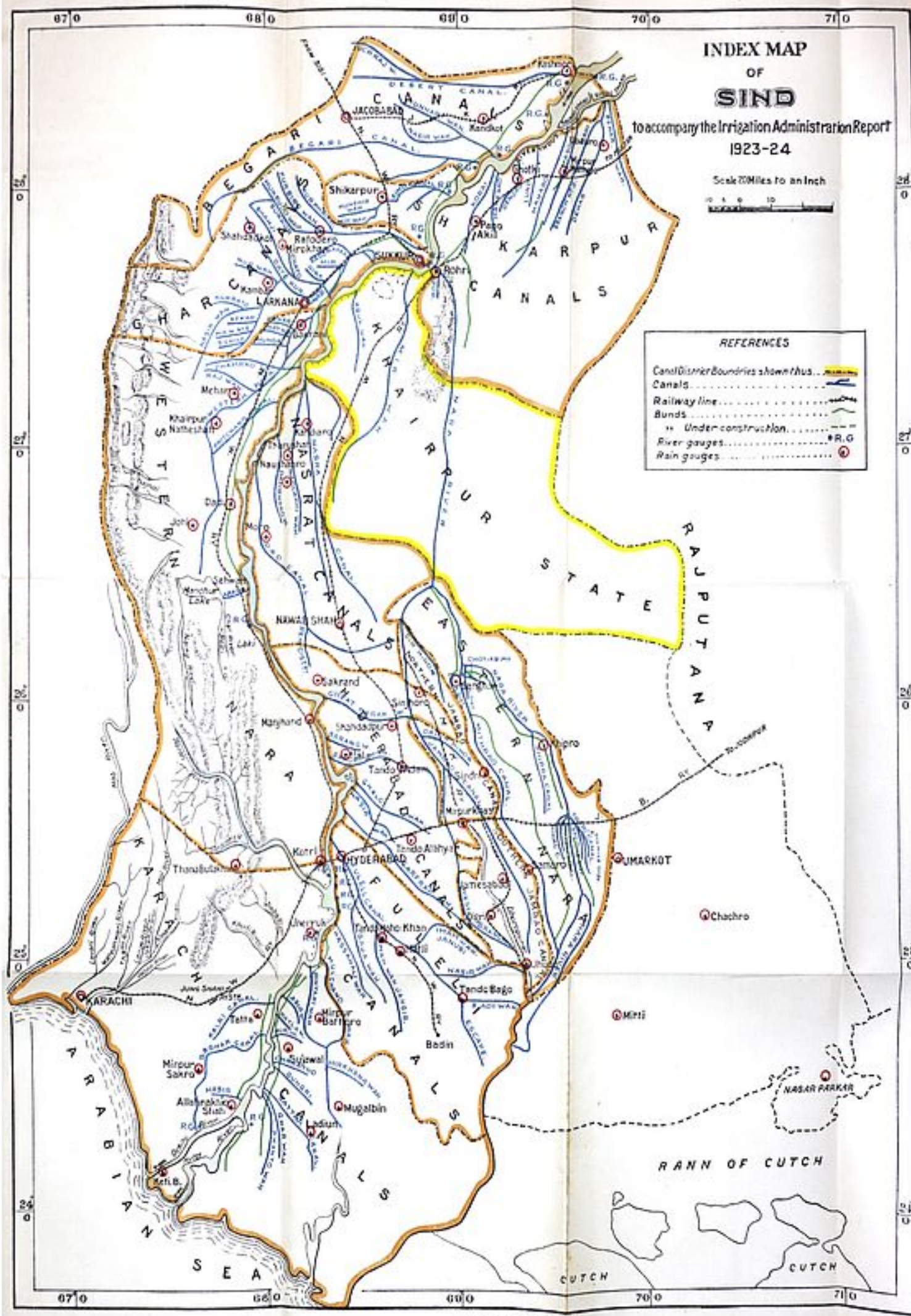
to accompany the Irrigation Administration Report  
1923-24

Scale 20 Miles to an Inch



### REFERENCES

- Canal District Boundaries shown thus...
- Canals...
- Railway line...
- Bunds...
- Under construction...
- River gauges...
- Rain gauges...



07 0 08 0 09 0 10 0 11 0